

State Allocation Board Agenda



Lisa Silverman, Executive Officer
Office of Public School Construction
707 Third Street
West Sacramento, CA 95605

Public Meeting
Wednesday, February 27, 2019
State Capitol, Room 2040*
Sacramento, CA 95814
4:00 p.m.*

General Information
(916) 376-1771

For further information please contact your Project Manager.

*Meeting room and time subject to change.

A copy of the 10-Day Notice can be found on the [OPSC website](#).

February 27, 2019

Agenda

<u>TAB</u>	<u>SUBJECT</u>	<u>PRESENTER</u>	<u>PAGE</u>
	Call Meeting to Order	Chair	
	Roll Call	Secretary	
	Table of Contents		i - ii
1	Alphabetical Listing		iii - iv
2	Minutes of January 23, 2019		1 - 5
3	Executive Officer Statement		6 - 7
4	<u>CONSENT AGENDA</u>		
	<u>SCHOOL FACILITY PROGRAM</u>		
	Resolution		8
	Eligibility Approvals		9 - 18
	Unfunded Approvals (Lack of AB 55 Loans)		19 - 48
	Amended Approvals		49 - 50
	Closeouts		51
	Substantial Progress Reduction to Costs Incurred		52 - 53
	<u>OTHER PROGRAMS</u>		
	Unused Sites Program		54
5	<u>FINANCIAL REPORTS</u>		
	STATUS OF FUND RELEASES		55 - 56
	STATUS OF FUNDS		57 - 74

NEXT MONTHLY STATE ALLOCATION BOARD MEETING – MARCH 27, 2019

February 27, 2019

Agenda

<u>TAB</u>	<u>SUBJECT</u>	<u>PAGE</u>
6	<u>APPEALS</u>	
	FARMERSVILLE UNIFIED/TULARE 50/75325-00-005	75-100
	To present the District's request to retain the savings from a new construction project funded with Financial Hardship assistance for use on other high priority capital outlay needs within the District.	WITHDRAWN
	SAN BERNARDINO CITY UNIFIED/SAN BERNARDINO 56/67876-00-001	401-418
	To present the District's request to retain the savings from an Overcrowded Relief Grant Program project funded with Financial Hardship assistance for use on other high priority capital outlay needs within the District.	WITHDRAWN
	PLEASANT VIEW ELEMENTARY/TULARE 50/72058-00-003	119-142
	To present the District's request for funding a new construction project application submitted to the Office of Public School Construction after the classrooms in the project were occupied using new construction eligibility at the time of application receipt.	
	HAYWARD UNIFIED/ALAMEDA 61/61192-00-005	143-148
	To present the District's request for an extension to complete a project funded under the Emergency Repair Program and to submit the necessary documents.	
7	<u>REPORTS, DISCUSSION AND INFORMATION ITEMS</u>	
	EMERGENCY RESPONSE TO DISASTERS	149-156
	To provide the State Allocation Board with information on the roles and responsibilities of various state agencies involved in the event of an emergency affecting California K-12 public school facilities.	
	State Allocation Board Three-Month Projected Workload	157-158
	Dates for 2019 State Allocation Board Meetings	159
	School Facility Program Unfunded List (Lack of AB 55 Loans)	160-163
	School Facility Program Workload List (Regulation Section 1859.95)	164-205
	Full-Day Kindergarten Facilities Grant Program Workload List	206-211
	School Facility Program Acknowledged List (Regulation Section 1859.95.1)	212-214
	Facility Hardship/Rehabilitation Approvals Without Funding	215-216
	School Facility Program Regulation Section 1859.81 (Financial Hardship)	217-220

February 27, 2019

Alphabetical Listing

School District	County	Category	Page No.
ACKERMAN ELEMENTARY	PLACER	SFP - New Construction	Consent 11
ALPAUGH UNIFIED	TULARE	SFP - New Construction	Consent 11
ALTA VISTA ELEMENTARY	TULARE	SFP - Modernization	Consent 11
ANTIOCH UNIFIED	CONTRA COSTA	Unused Sites	Consent 54
BRAWLEY ELEMENTARY	IMPERIAL	SFP - Modernization	Consent 9
BRAWLEY ELEMENTARY	IMPERIAL	SFP - Modernization	Consent 11
CENTRAL UNIFIED	FRESNO	SFP - New Construction	Consent 11
CHULA VISTA ELEMENTARY	SAN DIEGO	SFP - Charter Schools	Consent* 19
CLOVIS UNIFIED	FRESNO	SFP - New Construction	Consent* 19
CLOVIS UNIFIED	FRESNO	SFP - Modernization	Consent 11
CLOVIS UNIFIED	FRESNO	SFP - Modernization	Consent* 19
CLOVIS UNIFIED	FRESNO	SFP - Modernization	Consent* 19
CLOVIS UNIFIED	FRESNO	SFP - Modernization	Consent* 19
CLOVIS UNIFIED	FRESNO	SFP - Modernization	Consent* 19
COLTON JOINT UNIFIED	SAN BERNARDINO	SFP - Modernization	Consent* 19
COLTON JOINT UNIFIED	SAN BERNARDINO	SFP - Modernization	Consent* 19
COLTON JOINT UNIFIED	SAN BERNARDINO	SFP - Modernization	Consent* 19
COMPTON UNIFIED	LOS ANGELES	SFP - New Construction	Consent 52
CORONA-NORCO UNIFIED	RIVERSIDE	SFP - New Construction	Consent 51
DUBLIN UNIFIED	ALAMEDA	SFP - New Construction	Consent 11
DUBLIN UNIFIED	ALAMEDA	SFP - New Construction	Consent* 19
ELK GROVE UNIFIED	SACRAMENTO	SFP - Modernization	Consent 11
ETIWANDA ELEMENTARY	SAN BERNARDINO	SFP - New Construction	Consent 11
ETIWANDA ELEMENTARY	SAN BERNARDINO	SFP - New Construction	Consent* 19
FRANKLIN ELEMENTARY	SUTTER	SFP - New Construction	Consent 11
GUERNEVILLE ELEMENTARY	SONOMA	SFP - Modernization	Consent 11
GUSTINE UNIFIED	MERCED	SFP - New Construction	Consent 11
LIBERTY ELEMENTARY	TULARE	SFP - New Construction	Consent* 19
MCSWAIN UNION ELEMENTARY	MERCED	SFP - New Construction	Consent 11
MOUNTAIN VALLEY UNIFIED	TRINITY	SFP - New Construction	Consent 49
NEWCASTLE ELEMENTARY	PLACER	SFP - New Construction	Consent 11
NEWHALL ELEMENTARY	LOS ANGELES	SFP - New Construction	Consent 11
NEWHALL ELEMENTARY	LOS ANGELES	SFP - New Construction	Consent* 19
NEWHALL ELEMENTARY	LOS ANGELES	SFP - New Construction	Consent* 19
OCEANSIDE CITY UNIFIED	SAN DIEGO	SFP - Modernization	Consent 11
OXNARD ELEMENTARY	VENTURA	SFP - New Construction	Consent 11
OXNARD ELEMENTARY	VENTURA	SFP - New Construction	Consent* 19
OXNARD ELEMENTARY	VENTURA	SFP - Modernization	Consent* 19
PATTERSON JOINT UNIFIED	STANISLAUS	SFP - Modernization	Consent 11
PLAZA ELEMENTARY	GLENN	SFP - New Construction	Consent 11
PLAZA ELEMENTARY	GLENN	SFP - New Construction	Consent* 19
POMONA UNIFIED	LOS ANGELES	SFP - Modernization	Consent 11
RAISIN CITY ELEMENTARY	FRESNO	SFP - Modernization	Consent* 50
RIPON UNIFIED	SAN JOAQUIN	SFP - New Construction	Consent 11
RIPON UNIFIED	SAN JOAQUIN	SFP - New Construction	Consent* 19
SAN DIEGUITO UNION HIGH	SAN DIEGO	SFP - Modernization	Consent 11
SAN FRANCISCO UNIFIED	SAN FRANCISCO	SFP - Modernization	Consent* 19
SAN FRANCISCO UNIFIED	SAN FRANCISCO	SFP - Modernization	Consent* 19
SANTA BARBARA UNIFIED	SANTA BARBARA	SFP - Modernization	Consent* 19
SIMI VALLEY UNIFIED	VENTURA	SFP - Modernization	Consent* 19
SOLANO COUNTY OFFICE OF EDUCATION	SOLANO	SFP - Modernization	Consent* 19

February 27, 2019

Alphabetical Listing

School District	County	Category	Page No.
TRACY JOINT UNIFIED	SAN JOAQUIN	SFP - Charter Schools	Consent* 19
TRACY JOINT UNIFIED	SAN JOAQUIN	SFP - Charter Schools	Consent* 19
VENTURA COUNTY OFFICE OF EDUCATION	VENTURA	SFP - Modernization	Consent 9
VISALIA UNIFIED	TULARE	SFP - New Construction	Consent* 19
VISALIA UNIFIED	TULARE	SFP - Modernization	Consent* 19
WASHINGTON COLONY ELEMENTARY	FRESNO	SFP - New Construction	Consent 11
WASHINGTON COLONY ELEMENTARY	FRESNO	SFP - New Construction	Consent* 19

OPSC PROGRAM CODES

SCHOOL FACILITY PROGRAM (SFP)

- 50 – NEW CONSTRUCTION
- 51 – FACILITY HARDSHIP NEW CONSTRUCTION
- 52 – SFP JOINT-USE
- 53 – CRITICALLY OVERCROWDED SCHOOLS
- 54 – CHARTER SCHOOL FACILITIES PROGRAM
- 55 – CAREER TECH NEW CONSTRUCTION
- 56 – OVERCROWDING RELIEF GRANT PROGRAM
- 57 – MODERNIZATION
- 58 – FACILITY HARDSHIP MODERNIZATION
- 59 – CAREER TECH MODERNIZATION

OTHER PROGRAMS

- 25 – STATE RELOCATABLE CLASSROOM PROGRAM
- 34 – AIR CONDITIONING AND/OR INSULATION PROGRAM
- 40 – DEFERRED MAINTENANCE PROGRAM
- 61 – EMERGENCY REPAIR PROGRAM
- 70 – FULL-DAY KINDERGARTEN FACILITIES GRANT PROGRAM NEW
CONSTRUCTION
- 71 – FULL-DAY KINDERGARTEN FACILITIES GRANT PROGRAM RETROFIT

**MINUTES
State Allocation Board
January 23, 2019**

Upon notice duly given, the meeting of the State Allocation Board (SAB) was held at the State Capitol, Room 447, in Sacramento, California on January 23, 2019 at 4:00 p.m.

Members of the SAB present were as follows:

- Jacqueline Wong-Hernandez, Chief Deputy Director, Policy, Department of Finance, designated representative for Keely Bosler, Director, Department of Finance
- Jeffrey McGuire, Chief Deputy Director, Department of General Services, designated representative for Daniel Kim, Director, Department of General Services
- Juan Mireles, Director, School Facilities and Transportation Services Division, California Department of Education (CDE), designated representative for Tony Thurmond, Superintendent of Public Instruction
- Cesar Diaz, appointee of Edmund G. Brown, Jr., Governor of the State of California
- Senator Scott Wilk
- Assembly Member Adrin Nazarian
- Assembly Member Patrick O'Donnell
- Assembly Member James Gallagher

Members of the SAB absent were as follows:

- Senator Benjamin Allen
- Senator Richard Pan

Representative of the SAB was as follows:

Lisa Silverman, Executive Officer

Representatives of the Department of General Services, Office of Public School Construction (OPSC), were as follows:

Lisa Silverman, Executive Officer
Barbara Kampmeiner, Deputy Executive Officer

Representative of the Department of General Services, Office of Legal Services, was as follows:

Thomas Patton, Assistant Chief Counsel

With a quorum present, Ms. Wong-Hernandez, Chair, called the meeting to order at 4:00 p.m. The Chair welcomed the two newest members of the SAB, Senator Scott Wilk and Assembly Member James Gallagher, and acknowledged that the SAB also has a new Superintendent of Public Instruction, Mr. Tony Thurmond.

PRIOR MINUTES

A motion was made to approve the December 11, 2018 SAB Minutes. The Chair called for a roll-call vote and the motion carried per the following votes:

MEMBER	AYE	NAY	ABSTAIN	ABSENT
Senator Allen				X
Senator Pan				X
Senator Wilk	X			
Assembly Member Nazarian	X			
Assembly Member O'Donnell	X			
Assembly Member Gallagher	X			
Juan Mireles	X			
Cesar Diaz (Governor's Appointee)	X			
Jeffrey McGuire	X			
Jacqueline Wong-Hernandez	X			
Total	8			2

Motion:

Carried X
Failed

EXECUTIVE OFFICER'S STATEMENT

The Executive Officer informed the SAB of the following:

Governor's Budget Proposal for 2019/2020

Governor Newsom released his first budget proposal for the 2019/2020 fiscal year on January 10, 2019. The proposal includes the following recommendations pending approval through the annual budget process:

- Increase general obligation bond sales to \$1.5 billion for the School Facility Program (SFP),
- Ten additional positions for the OPSC, and
- An additional \$750 million for the Full-Day Kindergarten Facilities Grant Program.

Full-Day Kindergarten Facilities Grant Program Filing Round

The first filing round for the Full-Day Kindergarten Facilities Grant Program opened on January 2, 2019 and closed on January 31, 2019. As of January 16th, 49 applications were submitted requesting over \$68 million.

Career Technical Education Facilities Program Update

The fifth Career Technical Education Facilities Program (CTEFP) funding cycle closed on February 15, 2019. The CDE received 299 applications in October 2018 requesting a total of \$571 million in state funding for the fifth funding cycle and released scores to applicants by January 24, 2019. Applicants that received a passing score of 105 submitted a funding application to OPSC on February 15, 2019 in order to be considered for funding. It is anticipated that OPSC will present for funding to the SAB the fifth cycle of CTEFP applicants in May 2019. After this funding cycle, \$250 million in bond authority from Proposition 51 remains to be allocated and it is OPSC's intention to present an item to the SAB establishing additional cycles. OPSC is planning future public stakeholder meetings to receive feedback on the proposal to reinstate the funding order model based on service region for future CTEFP funding cycles.

Priority Funding Apportionments

At its October 24, 2018 meeting, the SAB approved \$441.9 million in priority funding apportionments for 226 projects representing 105 school districts. Of the 226 projects that received apportionments, 152 were required to submit a *Fund Release Authorization*, (Form SAB 50-05), containing an original signature to OPSC by Tuesday, January 22, 2019. As of January 11, 2019, OPSC received 116 of the required 152 Forms SAB 50-05 for a total of \$255.3 million.

Current Priority Funding Filing Round

The current priority funding filing period began November 14, 2018 and closed December 13, 2018. OPSC received valid requests from 54 applicants for 105 unique projects totaling \$225.8 million. These requests are valid from January 1, 2019 through June 30, 2019. The requirements for participation in priority funding remain in effect.

Upcoming Joint Agency Workshops

OPSC and the Education Audit Appeals Panel (EAAP) have been conducting free workshops to provide information to Certified Public Accountants (CPA) firms and Local Educational Agencies (LEAs) regarding the new performance audit process, which began July 1, 2018 for all School Facility Program (SFP) projects funded on and after April 1, 2017. Audit training was provided relating to audit procedures to perform and audit reports to prepare with Generally Accepted Government Auditing Standards, also known as Yellow Book. CPAs who attended the training received four hours of continuing professional education (CPE).

Next SAB Meeting

The SAB and stakeholders were reminded that the next SAB meeting scheduled would be for Wednesday, February 27, 2019 at 4:00 p.m.

CONSENT ITEMS

A motion was made to approve the Consent calendar as presented. The Chair called for a roll-call vote and the motion carried per the following votes:

MEMBER	AYE	NAY	ABSTAIN	ABSENT
Senator Allen				X
Senator Pan				X
Senator Wilk	X			
Assembly Member Nazarian	X			
Assembly Member O'Donnell	X			
Assembly Member Gallagher	X			
Juan Mireles	X			
Cesar Diaz (Governor's Appointee)	X			
Jeffrey McGuire	X			
Jacqueline Wong-Hernandez	X			
Total	8			2

Motion:

Carried X
 Failed

FINANCIAL REPORTS

Status of Fund Releases

The SAB accepted the Status of Fund Releases report as presented.

Status of Funds

The SAB accepted the Status of Funds report as presented.

APPEAL ITEMS

Paradise Unified/Butte 57/61531-00-003

The SAB approved the District's request to expedite the processing of a modernization project and an Apportionment outside the priority funding process with an increased pupil grant request. The Chair called for a roll-call vote and the motion carried per the following votes:

MEMBER	AYE	NAY	ABSTAIN	ABSENT
Senator Allen				X
Senator Pan				X
Senator Wilk	X			
Assembly Member Nazarian	X			
Assembly Member O'Donnell	X			
Assembly Member Gallagher	X			
Juan Mireles	X			
Cesar Diaz (Governor's Appointee)	X			
Jeffrey McGuire	X			
Jacqueline Wong-Hernandez	X			
Total	8			2

Motion:

Carried X
 Failed

ACTION ITEMS

Paradise Unified/Butte 92/61531-00-000

The SAB approved the staff’s recommendation, which approved a reduction in unused site assessment fees to \$0 for the District for the 2017/2018 and 2018/2019 fiscal years as a result of the Camp Fire. The Chair called for a roll-call vote and the motion carried per the following votes:

MEMBER	AYE	NAY	ABSTAIN	ABSENT
Senator Allen				X
Senator Pan				X
Senator Wilk	X			
Assembly Member Nazarian	X			
Assembly Member O'Donnell	X			
Assembly Member Gallagher	X			
Juan Mireles	X			
Cesar Diaz (Governor’s Appointee)	X			
Jeffrey McGuire	X			
Jacqueline Wong-Hernandez	X			
Total	8			2

Motion:

Carried X
Failed

REPORTS, DISCUSSION, AND INFORMATION ITEMS

The SAB acknowledged the following reports:

Legislative Update

State Allocation Board Three-Month Projected Workload

State Allocation Board Meeting Dates for the 2019 Calendar Year

School Facility Program Unfunded List as of December 11, 2018

School Facility Program Workload List of Applications Received Through December 31, 2018

School Facility Program Applications Received Beyond Bond Authority List as of December 31, 2018

Facility Hardship/Rehabilitation Approvals Without Funding as of December 11, 2018

ADJOURNMENT

There being no further business to come before the SAB, the Chair adjourned the meeting at 4:18 p.m.



LISA SILVERMAN, Executive Officer

ATTACHMENT A
Approved Consent Items on 1/23/2019

Program	Application Number	District	County
SFP - Charter Schools	54/61838-00-001	BUCKEYE UNION ELEMENTARY	EL DORADO
SFP - Charter Schools	54/69450-00-001	FRANKLIN-MCKINLEY ELEMENTARY	SANTA CLARA
SFP - Charter Schools	54/64733-00-074	LOS ANGELES UNIFIED	LOS ANGELES
SFP - Charter Schools	54/70920-00-004	SANTA ROSA HIGH	SONOMA
SFP - Charter Schools	54/70920-00-003	SANTA ROSA HIGH	SONOMA
SFP - COS	53/62166-00-007	FRESNO UNIFIED	FRESNO
SFP - Modernization	57/62117-00-000	CLOVIS UNIFIED	FRESNO
SFP - Modernization	57/62117-00-000	CLOVIS UNIFIED	FRESNO
SFP - Modernization	57/64444-00-000	CULVER CITY UNIFIED	LOS ANGELES
SFP - Modernization	57/75531-00-000	DINUBA UNIFIED	TULARE
SFP - Modernization	57/67314-00-000	ELK GROVE UNIFIED	SACRAMENTO
SFP - Modernization	57/64568-00-000	GLENDALE UNIFIED	LOS ANGELES
SFP - Modernization	57/65367-00-000	LARKSPUR-CORTE MADERA	MARIN
SFP - Modernization	57/68569-00-000	LINCOLN UNIFIED	SAN JOAQUIN
SFP - Modernization	57/61531-00-000	PARADISE UNIFIED	BUTTE
SFP - Modernization	57/63578-00-000	RICHLAND UNION ELEMENTARY	KERN
SFP - Modernization	57/63578-00-000	RICHLAND UNION ELEMENTARY	KERN
SFP - Modernization	57/68346-00-000	SAN DIEGUITO UNION HIGH	SAN DIEGO
SFP - Modernization	57/62414-00-000	SANGER UNIFIED	FRESNO
SFP - Modernization	57/75192-00-000	TEMECULA VALLEY UNIFIED	RIVERSIDE
SFP - Modernization	57/75192-00-000	TEMECULA VALLEY UNIFIED	RIVERSIDE
SFP - New Construction	50/69112-00-000	BLOCHMAN UNION ELEMENTARY	SANTA BARBARA
SFP - New Construction	50/75580-00-000	GOLDEN VALLEY UNIFIED	MADERA
SFP - New Construction	50/70003-00-000	GRANT ELEMENTARY	SHASTA
SFP - New Construction	50/66332-00-000	GRASS VALLEY ELEMENTARY	NEVADA
SFP - New Construction	50/65698-00-000	HILMAR UNIFIED	MERCED
SFP - New Construction	50/63933-00-000	ISLAND UNION ELEMENTARY	KINGS
SFP - New Construction	50/64030-00-000	LAKEPORT UNIFIED	LAKE
SFP - New Construction	50/70052-00-000	MILLVILLE ELEMENTARY	SHASTA
SFP - New Construction	51/75028-00-002	MOUNTAIN VALLEY UNIFIED	TRINITY
SFP - New Construction	51/75028-00-001	MOUNTAIN VALLEY UNIFIED	TRINITY
SFP - New Construction	50/61614-00-000	PIERCE JOINT UNIFIED	COLUSA
SFP - New Construction	50/75556-00-002	RIVERBANK UNIFIED	STANISLAUS
SFP - New Construction	50/75002-00-000	ROSS VALLEY	MARIN
SFP - New Construction	50/10348-00-000	SACRAMENTO COUNTY OFFICE OF EDUCATION	SACRAMENTO
SFP - New Construction	50/75432-00-000	SCOTTS VALLEY UNIFIED	SANTA CRUZ
SFP - New Construction	50/65029-00-003	SOUTH PASADENA UNIFIED	LOS ANGELES
SFP - New Construction	50/10520-00-000	TEHAMA COUNTY OFFICE OF EDUCATION	TEHAMA
SFP - New Construction	50/70995-00-000	WAUGH ELEMENTARY	SONOMA

EXECUTIVE OFFICER STATEMENT
State Allocation Board Meeting, February 27, 2019

APPLICATIONS RECEIVED BEYOND BOND AUTHORITY

The Office of Public School Construction (OPSC) anticipates receiving sufficient requests for Modernization funding by the end of February. OPSC will send out an email notification once this occurs. Once the email notification is sent, all incoming applications will be placed on the Applications Received Beyond Bond Authority List and will be required to submit a school board resolution pursuant to School Facility Program Regulation Section 1859.95.1 as part of the application package.

FULL-DAY KINDERGARTEN FACILITIES GRANT PROGRAM

The first filing round for the Full-Day Kindergarten Facilities Grant Program closed on January 31, 2019. The State Allocation Board (Board) designated \$37.5 million for qualifying projects in this first filing round. OPSC received 261 funding applications representing 70 school districts totaling \$324,344,897. OPSC is currently processing the applications and anticipates presenting them to the Board for approval by June 2019.

The second filing round will open May 1, 2019 and close May 30, 2019. For the second round, there will be \$60 million available to allocate to qualifying projects.

CAREER TECHNICAL EDUCATION FACILITIES PROGRAM UPDATE

OPSC received approximately 200 applications for the fifth Career Technical Education Facilities Program (CTEFP) funding cycle, which closed on Friday, February 15, 2019. OPSC anticipates presenting the qualifying projects to the Board for approval in May 2019.

After this cycle, \$250 million in bond authority from Proposition 51 will remain to be allocated. Staff is working with the California Department of Education (CDE) to plan the next CTEFP funding cycle, which will be presented to the Board in the future. Additionally, Staff is planning future public meetings to obtain stakeholder input on a proposal to reinstate the funding order model based on service region for future CTEFP funding cycles.

PRIORITY FUNDING APPORTIONMENTS

At the October 24, 2018 meeting, the Board approved \$441.9 million in priority funding apportionments for 226 projects representing 105 school districts, including 45 CTEFP projects approved as a reservation of funds. Of the 226 projects that received an Apportionment, 158 were required to submit a valid *Fund Release Authorization* (Form SAB 50-05) to OPSC within 90 days. As of January 22, 2019, OPSC received 137 of the 158 projects that require a Form SAB 50-05 for a total of \$293.6 million. The remaining 21 projects returned to the Unfunded List (Lack of AB 55 Loans) with a new Unfunded Approval date of January 22, 2019.

For the CTEFP projects that were approved as a reservation of funds, applicants have 12 months from the apportionment date to submit the required CDE and/or Division of the State Architect approvals to OPSC, which is **October 23, 2019**. If an applicant does not submit the required approvals, the project will be rescinded without further Board action. Once the required documents are submitted, the applicant has 90 days from the date of receipt of the last required document to submit a valid Form SAB 50-05 to OPSC. Five of these applicants have already met this requirement and submitted the Form SAB 50-05.

REGULATIONS UPDATE

At its August 2018 meeting, the Board approved regulatory amendments for the CTEFP. The regulatory amendments provide additional criteria for determining the ranking of funding applications for CTEFP projects that have the same overall CDE grant application score and/or locale. These regulations took effect on January 24, 2019.

NEXT STATE ALLOCATION BOARD MEETING

The next meeting is scheduled for March 27, 2019, at 4:00 pm

State of California
State Allocation Board
School Facility Program

This Resolution of the State Allocation Board (hereafter referred to as the "Board") is applicable to the appropriate sections of the Education Code and is described and filed in the office of the Executive Officer and will be made available to all interested parties as the Resolution pertains to the documents attached hereto. Said documents were acted upon by the Board at its meeting on February 27, 2019.

WHEREAS, the Board has previously approved or determined to be approvable a number of projects for construction or modernization eligibility of facilities for school districts and is making apportionments and/or unfunded approvals for the grant amounts for projects that meet the Board's criteria for the apportionment of grants pursuant to Education Code Sections 17072.10, 17078.52, 17078.70, 17079 or 17074.10 or Board Regulations 1859.81.1 or 1859.83;

WHEREAS, Treasury Regulations Section 1.150-2 require the State (on whose behalf the Board is acting) to declare its reasonable intent to provide grant funding to school districts, in accordance with Board policy and law, for costs of the projects with proceeds of State bonds;

NOW THEREFORE, BE IT RESOLVED:

1. This Resolution is adopted by the Board for the purposes of establishing compliance with Treasury Regulations Section 1.150-2, and this Resolution does not bind the Board to make any additional apportionment, or bind the State to incur any indebtedness.
2. The Board anticipates that some or all of the school districts listed on the list of "Projects" referred to in this Resolution will pay certain capital expenditures in connection with some or all of the project costs prior to the issuance of bonds by the State to pay for the grants for the projects. The reimbursement of such costs is consistent with the State's budgetary and financial circumstances, and in accordance with Board policy, as no other funds or accounts of the State have been budgeted or are available to pay the costs of the projects on either a short-term or a long-term basis.
3. The Board, acting on behalf of the State, hereby declares that it is the State's official intent to use proceeds of general obligation bonds that may become available for such purpose, consistent with the requirements of law that are in effect at the time the funds are available, to provide grants in accordance with applicable laws and regulations.
4. This Resolution shall be continuously available for inspection by the general public during normal business hours at the offices of the Board at 707 3rd Street, West Sacramento, California, commencing within one week after the date of enactment of this Resolution.
5. Any eligibility determination does not constitute a commitment of future funding by the Board.

I, the undersigned, duly authorized as the Executive Officer of the State Allocation Board, do hereby certify the foregoing to be true and correct, and that this Resolution was adopted at a meeting of said Board on February 27, 2019 at Sacramento, California.



Lisa Silverman
Executive Officer
State Allocation Board

REPORT OF THE EXECUTIVE OFFICER
State Allocation Board Meeting, February 27, 2019

SCHOOL FACILITY PROGRAM

PURPOSE OF REPORT

To present the Districts' requests for School Facility Program (SFP) eligibility approval.

DESCRIPTION

The school districts shown in the following sections have complied with State Allocation Board (Board) regulations regarding new construction or modernization eligibility determinations for the projects listed.

RECOMMENDATIONS

1. Approve the eligibility determinations for the districts/projects shown on the Attachment.
2. Provide that this approval of eligibility determination for the districts/projects listed does not constitute a commitment for future funding by the Board.
3. For purposes of any application for funding, provide that the district must comply with all requirements of law and regulations pertaining to the SFP.

ELIGIBILITY APPROVALS
MODERNIZATION

<u>District</u>	<u>School Name</u>	<u>County</u>	<u>Application Number</u> <u>57/</u>	<u>Justification Document</u> <u>Date</u>	<u>Site Baseline Eligibility</u>				
					<u>K-6</u>	<u>7-8</u>	<u>9-12</u>	<u>Non Severe</u>	<u>Severe</u>
Brawley Elementary	Worth (Barbara) Junior High	Imperial	63073-00-000	12/14/2018	0	111	0	6	0
Ventura County Office of Education	Gateway Community	Ventura	10561-00-000	10/06/2015	0	0	98	0	0

REPORT OF THE EXECUTIVE OFFICER
State Allocation Board Meeting, February 27, 2019

SCHOOL FACILITY PROGRAM

PURPOSE OF REPORT

To adjust the baseline eligibility for new construction and modernization projects under the Leroy F. Greene School Facilities Act of 1998.

DESCRIPTION

The districts listed on Attachment A have received eligibility approval for new construction. There has been a change in their baseline in accordance with the California Code of Regulations relating to the Leroy F. Greene School Facilities Act of 1998, Section 1859.51.

The districts listed on Attachment B have received eligibility approval for modernization. There has been a change in their baseline in accordance with the California Code of Regulations relating to the Leroy F. Greene School Facilities Act of 1998, Section 1859.61.

RECOMMENDATIONS

1. Approve an adjustment to the new construction eligibility baseline determination as shown on Attachment A.
2. Approve an adjustment to the modernization eligibility baseline determination as shown on Attachment B.
3. Provide that this approval of adjusted eligibility determination does not constitute a commitment for future funding by the State Allocation Board.

KEY TO ADJUSTMENTS:**NEW CONSTRUCTION ONLY:**

- (a) Reduced by the number of pupils provided grants in a new construction School Facility Program (SFP) project and by the number of pupils that received a Preliminary Apportionment pursuant to Section 1859.140 or a Preliminary Charter School Apportionment pursuant to Regulation Section 1859.162.2.
- (b) Reduced by the number of pupils housed, based on the loading standards pursuant to Ed. Code Section 17071.25(a)(2)(A), in a new construction LPP project funded under the provisions of the LPP pursuant to Regulation Section 1859.12 or 1859.13.
- (c) Reduced by the number of pupils housed in additional classrooms constructed or purchased based on the loading standards, pursuant to Ed. Code Section 17071.25(a)(2)(A), in a modernization SFP project.
- (d) Adjusted as a result of audit findings made pursuant to Regulation Sections 1859.90 and 1859.105.
- (e) Increased/decreased by changes in projected enrollment in subsequent enrollment reporting years, except as provided in (j) below.
- (f) Adjusted as a result of errors or omissions by the district or by the Office of Public School Construction (OPSC).
- (g) Adjusted as result of amendments to the SFP Regulations that affect the eligibility.
- (h) Increased by the number of pupils eligible for grants pursuant to Regulation Section 1859.82(a).
- (i) Reduced by the number of pupils housed in classrooms provided after the baseline eligibility was determined by the State Allocation Board, with 12 exceptions at Regulation Section 1859.51(i).
- (j) For Small School Districts, following a 3-year period after the district's eligibility was approved by the Board, decreased by any reduction in projected enrollment, and by any increase in pupils in the latest CDE operational grant report per Ed. Code Sec. 42268.
- (k) Adjusted for any changes in classroom inventory as a result of a reorganization election.
- (l) For classroom loading standards adopted by the Board for non-severely and severely disabled individuals with exceptional needs.
- (m) As directed by the SAB due to finding a Material Inaccuracy pursuant to Section 1859.104.1.
- (n) Increased by the number of pupils that received a Preliminary Apportionment that was rescinded pursuant to Section 1859.148 or a Preliminary Charter School Apportionment that was rescinded pursuant to Section 1859.166.
- (o) Adjusted for operational grant changes as determined/provided by the California Department of Education.
- (p) For High School Attendance Area (HSAA) districts with Preliminary Apportionments within the 2002 or 2004 Critically Overcrowded School Facilities Account, adjusted in accordance with Regulation Section 1859.51(p)(1), (2), or (3).
- (q) Adjusted by the difference between the Alternative Enrollment Projection for the current enrollment reporting year and the projected enrollment determined pursuant to Section 1859.42 for the current enrollment reporting year, or by the eligibility remaining from this calculation that can no longer be utilized if the funds made available pursuant to EC Section 17071.75(a)(1)(A) have been exhausted.
- (r) Adjusted per Ed. Code Sec. 17071.75(b)(2) by the number of pupils housed, based on the loading standards per Ed. Code Sec. 17071.25(a)(2)(A), in any classroom(s) where title was relinquished to the School District receiving the transferred classrooms.

MODERNIZATION ONLY:

- (a) Reduced by the number of pupils provided grants in a modernization SFP project or CSFP Rehabilitation project at the specific site.
- (b) Reduced by the number of pupils housed, based on the loading standard pursuant to EC Section 17071.25(a)(2), in a modernization LPP project funded under the LPP pursuant to Regulation Section 1859.14 and 1859.15.
- (c) Increased by changes in projected enrollment in subsequent enrollment reporting years.
- (d) (1) Increased for additional facilities not previously modernized with State funds, that become 25 years old, if permanent, or 20 years old, if portable or, (2) as a result of audit findings made pursuant to Regulation Sections 1859.90 and 1859.105.
- (e) Adjusted as a result of errors or omissions by the district or by the OPSC.
- (f) Adjusted as result of amendments to the Subgroup 5.5 Regulations that affect the eligibility.
- (g) For classroom loading standards adopted by the Board for non-severely and severely disabled individuals with exceptional needs.
- (h) As directed by the SAB due to finding a Material Inaccuracy pursuant to Regulation Section 1859.104.1.
- (i) Increased for facilities previously modernized with State funds, which qualify for an additional modernization apportionment pursuant to Regulation Section 1859.78.8.
- (j) Adjusted as a result of the Reconfiguration of an existing high school under the Small High School Program.
- (k) Decreased for facilities that were deemed eligible for modernization pursuant to Regulation Sections 1859.60 and 1859.61(d) and subsequently replaced, or will be replaced under a signed contract for construction or acquisition of facilities, in a project funded by the district without participation from the State.
- (l) Adjusted as a result of replaced eligible portables funded with the Overcrowding Relief Grant, per Ed. Code Section 17079 et seq.
- (m) Adjusted as a result of classrooms demolished and replaced pursuant to Regulation Section 1859.82.

State Allocation Board Meeting, February 27, 2019

ATTACHMENT A

District	Attendance Area	County	App. Number 50	Type of Adj.	K-6	7-8	9-12	Non- Severe	Severe
Ackerman Elementary	Districtwide	Placer	66761-00-000						
Current Baseline Eligibility					84	0	0	0	0
Adjustment Per This Item				e	181	12	0	3	0
Net Baseline Eligibility					<u>265</u>	<u>12</u>	<u>0</u>	<u>3</u>	<u>0</u>
Alpaugh Unified	Districtwide	Tulare	71803-00-000						
Current Baseline Eligibility					289	135	-168	0	0
Adjustment Per This Item				f	-166	-74	-94	0	0
Adjustment Per This Item				f	-148	-30	-33	0	0
Adjustment Per This Item				e	-82	-19	1	0	0
Net Baseline Eligibility					<u>-107</u>	<u>12</u>	<u>-294</u>	<u>0</u>	<u>0</u>
Central Unified	Districtwide	Fresno	73965-00-000						
Current Baseline Eligibility					3193	168	2247	36	-32
Adjustment Per This Item				e	651	39	-117	285	76
Net Baseline Eligibility					<u>3844</u>	<u>207</u>	<u>2130</u>	<u>321</u>	<u>44</u>
Dublin Unified	Districtwide	Alameda	75093-00-000						
Current Baseline Eligibility					605	5	0	36	61
Adjustment Per This Item				f	0	-10	0	0	0
Adjustment Per This Item				e	5717	1463	2644	100	151
Adjustment Per This Item				i	-325	0	-135	0	0
Net Baseline Eligibility					<u>5997</u>	<u>1458</u>	<u>2509</u>	<u>136</u>	<u>212</u>
Etiwanda Elementary	Districtwide	San Bernardino	67702-00-000						
Current Baseline Eligibility					3743	-517	0	59	27
Adjustment Per This Item				e	495	92	0	113	2
Net Baseline Eligibility					<u>4238</u>	<u>-425</u>	<u>0</u>	<u>172</u>	<u>29</u>
Franklin Elementary	Districtwide	Sutter	71381-00-000						
Current Baseline Eligibility					54	0	0	0	0
Adjustment Per This Item				e	37	-11	0	0	0
Net Baseline Eligibility					<u>91</u>	<u>-11</u>	<u>0</u>	<u>0</u>	<u>0</u>
Gustine Unified	Districtwide	Merced	73619-00-000						
Current Baseline Eligibility					0	0	122	11	0

State Allocation Board Meeting, February 27, 2019

ATTACHMENT A

District	Attendance Area	County	App. Number 50	Type of Adj.	K-6	7-8	9-12	Non- Severe	Severe
Adjustment Per This Item				e	473	174	447	-30	18
Net Baseline Eligibility					473	174	569	-19	18
McSwain Union Elementary	Districtwide	Merced	65763-00-000						
Current Baseline Eligibility					-23	137	0	25	0
Adjustment Per This Item				e	73	-2	0	-19	6
Net Baseline Eligibility					50	135	0	6	6
Newcastle Elementary	Districtwide	Placer	66852-00-000						
Current Baseline Eligibility					172	-9	0	0	0
Adjustment Per This Item				e	1024	257	0	0	0
Net Baseline Eligibility					1196	248	0	0	0
Newhall Elementary	Districtwide	Los Angeles	64832-00-000						
Current Baseline Eligibility					1792	0	0	24	45
Adjustment Per This Item				e	-643	0	0	176	-21
Net Baseline Eligibility					1149	0	0	200	24
Oxnard Elementary	Districtwide	Ventura	72538-00-000						
Current Baseline Eligibility					4949	876	0	43	111
Adjustment Per This Item				e	-3600	-611	0	97	-69
Net Baseline Eligibility					1349	265	0	140	42
Plaza Elementary	Districtwide	Glenn	62638-00-000						
Current Baseline Eligibility					0	0	0	0	0
Adjustment Per This Item				e	128	42	0	0	0
Net Baseline Eligibility					128	42	0	0	0
Ripon Unified	Districtwide	San Joaquin	68650-00-000						
Current Baseline Eligibility					298	191	3	22	0
Adjustment Per This Item				e	1072	412	990	-14	0
Net Baseline Eligibility					1370	603	993	8	0
Washington Colony Elementary	Districtwide	Fresno	62513-00-000						
Current Baseline Eligibility					22	-26	0	8	0
Adjustment Per This Item				e	4	9	0	-20	0
Adjustment Per This Item				i	-25	0	0	0	0
Net Baseline Eligibility					1	-17	0	-12	0

State Allocation Board Meeting, February 27, 2019

ATTACHMENT B

District	School Name	County	App. Number 57	Type of Adj.	K-6	7-8	9-12	Non- Severe	Severe
Alta Vista Elementary	Alta Vista Elementary	Tulare	71811-00-000		86	28	0	0	0
Current Baseline Eligibility					20	13	0	0	0
Adjustment Per This Item				c	108	58	0	0	0
Adjustment Per This Item				d1	214	99	0	0	0
Net Baseline Eligibility									
Brawley Elementary	Hidalgo/Witter Elementary	Imperial	63073-00-000		450	0	0	0	0
Current Baseline Eligibility					-25	0	0	13	0
Adjustment Per This Item				g	425	0	0	13	0
Net Baseline Eligibility									
Brawley Elementary	Oakley/Swing Elementary	Imperial	63073-00-000		0	0	0	0	0
Current Baseline Eligibility					25	0	0	0	0
Adjustment Per This Item				d1	25	0	0	0	0
Net Baseline Eligibility									
Brawley Elementary	Witter Elementary	Imperial	63073-00-000		175	0	0	0	0
Current Baseline Eligibility					-3	0	0	4	0
Adjustment Per This Item				c	141	0	0	2	0
Adjustment Per This Item				d1	313	0	0	6	0
Net Baseline Eligibility									
Clovis Unified	Buchanan High	Fresno	62117-00-000		0	0	0	0	0
Current Baseline Eligibility					0	0	-62	0	9
Adjustment Per This Item				c	0	0	2111	0	27
Adjustment Per This Item				d1	0	0	2049	0	36
Net Baseline Eligibility									
Clovis Unified	Red Bank Elementary	Fresno	62117-00-000		50	0	0	0	0
Current Baseline Eligibility					1	0	0	0	1
Adjustment Per This Item				c	606	0	0	0	10
Adjustment Per This Item				d1	657	0	0	0	11
Net Baseline Eligibility									
Elk Grove Unified	Florin Elementary	Sacramento	67314-00-000		204	0	0	0	0
Current Baseline Eligibility									

State Allocation Board Meeting, February 27, 2019

ATTACHMENT B

District	School Name	County	App. Number 57	Type of Adj.	K-6	7-8	9-12	Non- Severe	Severe
Adjustment Per This Item				d1	357	0	0	0	0
Adjustment Per This Item				d1	266	0	0	0	0
Net Baseline Eligibility					<u>827</u>	<u>0</u>	<u>0</u>	<u>0</u>	<u>0</u>
Elk Grove Unified	Florin High	Sacramento	67314-00-000						
Current Baseline Eligibility					0	0	486	0	18
Adjustment Per This Item				d1	0	0	1198	0	21
Net Baseline Eligibility					<u>0</u>	<u>0</u>	<u>1684</u>	<u>0</u>	<u>39</u>
Elk Grove Unified	Harriet Eddy Middle	Sacramento	67314-00-000						
Current Baseline Eligibility					0	405	0	0	18
Adjustment Per This Item				d1	0	571	0	10	8
Net Baseline Eligibility					<u>0</u>	<u>976</u>	<u>0</u>	<u>10</u>	<u>26</u>
Elk Grove Unified	Reese (David) Elementary	Sacramento	67314-00-000						
Current Baseline Eligibility					142	0	0	0	3
Adjustment Per This Item				d1	67	0	0	0	1
Adjustment Per This Item				d1	19	0	0	0	0
Adjustment Per This Item				d1	113	0	0	0	2
Net Baseline Eligibility					<u>341</u>	<u>0</u>	<u>0</u>	<u>0</u>	<u>6</u>
Guerneville Elementary	Guerneville Elementary	Sonoma	70722-00-000						
Current Baseline Eligibility					0	0	0	0	0
Adjustment Per This Item				d1	-3	72	0	0	0
Net Baseline Eligibility					<u>-3</u>	<u>72</u>	<u>0</u>	<u>0</u>	<u>0</u>
Oceanside City Unified	El Camino High	San Diego	73569-00-000						
Current Baseline Eligibility					0	0	543	18	1
Adjustment Per This Item				d1	0	0	136	5	1
Net Baseline Eligibility					<u>0</u>	<u>0</u>	<u>679</u>	<u>23</u>	<u>2</u>
Oceanside City Unified	Libby Elementary	San Diego	73569-00-000						
Current Baseline Eligibility					0	0	0	0	0
Adjustment Per This Item				d1	28	0	0	1	0
Net Baseline Eligibility					<u>28</u>	<u>0</u>	<u>0</u>	<u>1</u>	<u>0</u>
Oceanside City Unified	Palmquist Elementary	San Diego	73569-00-000						

State Allocation Board Meeting, February 27, 2019

ATTACHMENT B

District	School Name	County	App. Number 57	Type of Adj.	K-6	7-8	9-12	Non- Severe	Severe
Current Baseline Eligibility					0	0	0	0	0
Adjustment Per This Item				d1	37	0	0	8	6
Net Baseline Eligibility					<u>37</u>	<u>0</u>	<u>0</u>	<u>8</u>	<u>6</u>
Oceanside City Unified	South Oceanside Elementary	San Diego	73569-00-000						
Current Baseline Eligibility					58	0	0	4	0
Adjustment Per This Item				c	30	0	0	8	6
Net Baseline Eligibility					<u>88</u>	<u>0</u>	<u>0</u>	<u>12</u>	<u>6</u>
Patterson Joint Unified	Northmead Elementary	Stanislaus	71217-00-000						
Current Baseline Eligibility					0	0	0	0	0
Adjustment Per This Item				d1	53	0	0	1	0
Net Baseline Eligibility					<u>53</u>	<u>0</u>	<u>0</u>	<u>1</u>	<u>0</u>
Patterson Joint Unified	Patterson High	Stanislaus	71217-00-000						
Current Baseline Eligibility					0	0	0	0	0
Adjustment Per This Item				d1	0	0	108	0	0
Net Baseline Eligibility					<u>0</u>	<u>0</u>	<u>108</u>	<u>0</u>	<u>0</u>
Pomona Unified	Diamond Point Elementary	Los Angeles	64907-00-000						
Current Baseline Eligibility					0	0	0	0	0
Adjustment Per This Item				d1	108	0	0	0	0
Net Baseline Eligibility					<u>108</u>	<u>0</u>	<u>0</u>	<u>0</u>	<u>0</u>
Pomona Unified	Lexington Elementary	Los Angeles	64907-00-000						
Current Baseline Eligibility					325	0	0	26	6
Adjustment Per This Item				d1	50	0	0	0	0
Net Baseline Eligibility					<u>375</u>	<u>0</u>	<u>0</u>	<u>26</u>	<u>6</u>
Pomona Unified	Lincoln Elementary	Los Angeles	64907-00-000						
Current Baseline Eligibility					0	0	0	0	0
Adjustment Per This Item				d1	350	0	0	0	0
Net Baseline Eligibility					<u>350</u>	<u>0</u>	<u>0</u>	<u>0</u>	<u>0</u>
Pomona Unified	Philadelphia Elementary	Los Angeles	64907-00-000						
Current Baseline Eligibility					475	0	0	8	0
Adjustment Per This Item				d1	175	0	0	0	0
					<u>175</u>	<u>0</u>	<u>0</u>	<u>0</u>	<u>0</u>

State Allocation Board Meeting, February 27, 2019

ATTACHMENT B

District	School Name	County	App. Number 57	Type of Adj.	K-6	7-8	9-12	Non- Severe	Severe
Net Baseline Eligibility					650	0	0	8	0
Pomona Unified	Washington Elementary	Los Angeles	64907-00-000						
	Current Baseline Eligibility				201	0	0	3	0
	Adjustment Per This Item			d1	72	0	0	1	0
Net Baseline Eligibility					273	0	0	4	0
San Dieguito Union High	Diegueno Junior High	San Diego	68346-00-000						
	Current Baseline Eligibility				0	833	0	0	0
	Adjustment Per This Item			d1	0	-21	0	22	9
Net Baseline Eligibility					0	812	0	22	9

REPORT OF THE EXECUTIVE OFFICER
State Allocation Board Meeting, February 27, 2019

SCHOOL FACILITY PROGRAM UNFUNDED APPROVALS
(Lack of AB 55 Loans)

PURPOSE OF REPORT

To present to the State Allocation Board (Board) a list of School Facility Program (SFP) applications for unfunded approval.

DESCRIPTION

At the January 2019 Board meeting, the Board elected to provide an increase adjustment of 5.45 percent to SFP projects for calendar year 2019. The projects listed on the Attachment reflect the Board's action of the adoption of the 5.45 percent increase based on the RS Means Construction Cost Index. In addition, the project applications represent SFP New Construction, Modernization, Charter School and Overcrowding Relief Grant projects in date order of a complete application being received by the Office of Public School Construction (OPSC).

AUTHORITY

SFP Regulation Section 1859.2 defines an Unfunded List (Lack of AB 55 Loans) as an information list of unfunded projects that was created due to the State's inability to provide interim financing from the Pooled Money Investment Account (AB 55 loans) to fund school construction projects as declared in the Department of Finance Budget Letter #33 issued on December 18, 2008.

SFP Regulation Section 1859.95 states:

"When the Board has no funds to apportion ..., the Board will also accept and process applications for apportionment for purposes of developing an Unfunded List based on the date the application is ready for Apportionment, with the exception of New Construction funding applications that utilize eligibility generated by the Alternative Enrollment Projection.

An application for funding included on an Unfunded List is eligible for reimbursement subject to adjustments in the New Construction Grants amount pursuant to Section 1859.77."

BACKGROUND

At the March 11, 2009 SAB meeting, the Board requested that Staff continue to process applications to the Board for unfunded approval, up to the bonding authority. The Attachment reflects applications being presented for unfunded approval, including SFP modernization and new construction projects in date order of a complete application being received by the OPSC. The list also includes health and safety facility hardship applications for funding that have been processed and are ready for approval regardless of received date. The unfunded approval of the applications as reflected on the Attachment does not constitute a guarantee of future funding.

RECOMMENDATIONS

1. Approve the SFP applications as presented on the Attachment.
2. Provide that these unfunded approvals do not constitute a guarantee of future funding.

ATTACHMENT
UNFUNDED APPROVALS
(Lack of AB 55 Loans)
State Allocation Board Meeting, February 27, 2019

County	District	School Site	Application Number	Received Date	Grant Amount
FRESNO	WASHINGTON COLONY ELEMENTARY	WASHINGTON COLONY ELEMENTARY	50/62513-00-001	8/20/2014	\$1,573,863.07
FRESNO	CLOVIS UNIFIED	CLOVIS WEST HIGH	57/62117-00-043	9/16/2014	\$1,007,271.00
FRESNO	CLOVIS UNIFIED	MIRAMONTE ELEMENTARY	57/62117-00-042	9/16/2014	\$695,814.00
SAN BERNARDINO	COLTON JOINT UNIFIED	ZIMMERMAN (WALTER) ELEMENTARY	57/67686-00-018	9/17/2014	\$3,864,418.00
ALAMEDA	DUBLIN UNIFIED	J.M. AMADOR ELEMENTARY	50/75093-00-010	9/19/2014	\$28,232,500.00
FRESNO	CLOVIS UNIFIED	SIERRA VISTA ELEMENTARY	50/62117-00-020	9/23/2014	\$342,318.00
FRESNO	CLOVIS UNIFIED	SIERRA VISTA ELEMENTARY	57/62117-00-044	9/23/2014	\$2,098,726.00
SAN BERNARDINO	COLTON JOINT UNIFIED	TERRACE VIEW ELEMENTARY	57/67686-00-020	9/25/2014	\$2,668,530.00
SAN JOAQUIN	RIPON UNIFIED	WESTON ELEMENTARY	50/68650-00-006	9/25/2014	\$6,566,866.00
SAN BERNARDINO	COLTON JOINT UNIFIED	RUTH O HARRIS JUNIOR HIGH	57/67686-00-021	10/3/2014	\$1,690,689.00
FRESNO	CLOVIS UNIFIED	TEMPERANCE-KUTNER ELEMENTARY	57/62117-00-045	10/6/2014	\$2,460,977.00
SANTA BARBARA	SANTA BARBARA UNIFIED	WASHINGTON ELEMENTARY	57/76786-00-007	10/8/2014	\$777,419.00
SAN FRANCISCO	SAN FRANCISCO UNIFIED	BURTON (PHILIP A.) HIGH	57/68478-26-005	10/10/2014	\$20,675,197.00
SAN FRANCISCO	SAN FRANCISCO UNIFIED	JAMES LICK MIDDLE	57/68478-00-051	10/22/2014	\$6,334,251.00
SAN BERNARDINO	ETIWANDA ELEMENTARY	DAVID W. LONG ELEMENTARY	50/67702-00-014	10/23/2014	\$1,691,195.00
SOLANO	SOLANO COUNTY OFFICE OF EDUCATION	JONES (K.I.) ELEMENTARY	57/10488-00-024	10/23/2014	\$544,740.00
VENTURA	SIMI VALLEY UNIFIED	WHITE OAK ELEMENTARY	57/72603-00-033	10/29/2014	\$1,996,455.00
LOS ANGELES	NEWHALL ELEMENTARY	NEWHALL ELEMENTARY	50/64832-00-005	10/30/2014	\$5,214,730.00
LOS ANGELES	NEWHALL ELEMENTARY	OLD ORCHARD ELEMENTARY	50/64832-00-006	10/30/2014	\$5,046,085.00
VENTURA	OXNARD ELEMENTARY	FREMONT INTERMEDIATE	57/72538-00-026	11/13/2014	\$1,097,886.00
VENTURA	OXNARD ELEMENTARY	HARRINGTON ELEMENTARY	50/72538-00-011	11/14/2014	\$9,680,523.00
TULARE	LIBERTY ELEMENTARY	LIBERTY ELEMENTARY	50/71985-00-003	12/3/2014	\$1,425,453.00
GLENN	PLAZA ELEMENTARY	PLAZA ELEMENTARY	50/62638-00-002	12/3/2014	\$258,670.00
TULARE	VISALIA UNIFIED	REDWOOD HIGH	57/72256-00-021	12/3/2014	\$711,314.00
TULARE	VISALIA UNIFIED	REDWOOD HIGH	50/72256-00-028	12/3/2014	\$5,721,022.00
SAN JOAQUIN	TRACY JOINT UNIFIED	MILLENNIUM CHARTER	54/75499-00-003	7/13/2018	\$2,486,180.40
SAN JOAQUIN	TRACY JOINT UNIFIED	MILLENNIUM CHARTER	54/75499-00-004	7/13/2018	\$2,365,810.30
SAN DIEGO	CHULA VISTA ELEMENTARY	LEONARDO DA VINCI HEALTH SCIENCES CHARTER	54/68023-00-002	10/24/2018	\$2,865,666.00
New Construction:					\$65,753,225.07
Charter:					\$7,717,656.70
Modernization:					\$46,623,687.00
Total:					\$120,094,568.77

SCHOOL DISTRICT DATA

Application No: 50/62513-00-001	County: Fresno
School District: Washington Colony Elementary	School Name: Washington Colony Elementary

PROJECT DATA

Type of Project:	Elementary School
K-6:	25
7-8:	
9-12:	
Non-Severe:	10
Severe:	
Application Filing Basis:	District Wide
Number of Classrooms:	4
Master Acres:	10.7
Existing Acres:	11.75
Proposed Acres:	
Recommended Acres:	10.4
Facility Hardship (a):	No
Financial Hardship Requested:	Yes
Alternative Education School:	No
Addition to Existing Site:	Yes

ADJUSTED GRANT DATA

New Construction Grant	\$	534,145.00
Project Assistance		7,460.00
Fire Detection Alarm		805.00
Service Site		310,741.00
Utilities		66,944.00
Small Size Project		64,097.00
Total State Share (50%)		984,192.00
District Share (50%)		984,192.00
Total Project Cost	\$	1,968,384.00

PROJECT FINANCING

State Share	
This Project	\$ 984,192.00
District Share	
Cash Contribution	134,156.93
Financial Hardship	850,035.07
Total Project Cost	\$ 1,968,384.00

HISTORY OF PROJECT COST AND APPORTIONMENT

	Fund Code	Proposition	Previously Authorized	Authorized This Action	Unfunded Approval This Action
State Share					
New Construction/Add. Grant	055-500	55	\$ 131,227.00		
New Construction/Add. Grant	951-500	51		\$ 852,965.00	\$ 852,965.00
District Share					
Cash Contribution			2,090.00	132,066.93	
Financial Hardship	055-500	55	129,137.00		
Financial Hardship	951-500	51		720,898.07	720,898.07
Total			\$ 262,454.00	\$ 1,705,930.00	\$ 1,573,863.07

Funding Sources: Proposition 55 Bonds/2004-Mar.; Proposition 51 Bonds/2016-Nov.
Pursuant to the Board's action on March 11, 2009, this application has been approved and placed on the Unfunded List (Lack of AB 55 Loans). This approval does not constitute a guarantee or commitment of future State funding.

Amounts shown for financial hardship assistance are subject to adjustment as a result of a review of the District's financial records pursuant to Regulation Section 1859.81(a) at the time of apportionment.

The District shall ensure that it is in compliance with all applicable laws, regulations and certifications it made on the program forms.

Based on the Board's action on June 5, 2017, this project is subject to the Grant Agreement submittal pursuant to School Facility Program Regulation Section 1859.90.4.

The District is responsible for ensuring that the project is compliant with Prevailing Wage Monitoring and/or Labor Compliance Program requirements at the time construction contracts are executed and/or construction commenced.

The District qualifies for financial hardship pursuant to SFP Regulation Section 1859.81(c)(4). The District has demonstrated it is financially unable to provide all or a part of the matcing funds and is levying the developer fees or equal alternative revenue source justified by law. The District's total bonding capacity (as of December 6, 2018) is \$5 million or less.

SCHOOL DISTRICT DATA

Application No: 57/62117-00-043 School District: Clovis Unified	County: Fresno School Name: Clovis West High
--	---

PROJECT DATA

Type of Project: High School Pupils Assigned Under 50 Yrs: K-6: 7-8: 9-12: 137 Non-Severe: Severe:	Application Filing Basis: Site Specific Financial Hardship Requested: No Alternative Education School: No Recommended Acres: 52.7 Existing Acres: 56.42
---	--

ADJUSTED GRANT DATA

Modernization Grant - Under 50 Yrs	\$ 881,047.00
Fire Detection Alarm	20,687.00
Prevailing Wage Monitoring	1,509.00
Small Size Project	35,242.00
Accessibility/Fire Code Req.	<u>68,786.00</u>
Total State Share (60%)	1,007,271.00
District Share (40%)	<u>671,514.00</u>
Total Project Cost	\$ <u>1,678,785.00</u>

PROJECT FINANCING

State Share	
This Project	\$ 1,007,271.00
District Share	
Cash Contribution	671,514.00
Financial Hardship	
Total Project Cost	\$ <u>1,678,785.00</u>

HISTORY OF PROJECT COST AND APPORTIONMENT

	Fund Code	Proposition	Previously Authorized	Authorized This Action	Unfunded Approval This Action
State Share					
Modernization/Additional Grant	951-570	51	\$	\$ 1,007,271.00	\$ 1,007,271.00
District Share					
Cash Contribution				<u>671,514.00</u>	
Total			\$	\$ <u>1,678,785.00</u>	\$ <u>1,007,271.00</u>

Funding Source: Proposition 51 Bonds/2016-Nov.

Pursuant to the Board's action on March 11, 2009, this application has been approved and placed on the Unfunded List (Lack of AB 55 Loans). This approval does not constitute a guarantee or commitment of future State funding.

The District shall ensure that it is in compliance with all applicable laws, regulations and certifications it made on the program forms.

Based on the Board's action on June 5, 2017, this project is subject to the Grant Agreement submittal pursuant to School Facility Program Regulation Section 1859.90.4.

The District is responsible for ensuring that the project is compliant with Prevailing Wage Monitoring and/or Labor Compliance Program requirements at the time construction contracts are executed and/or construction commenced.

SCHOOL DISTRICT DATA

Application No: 57/62117-00-042 County: Fresno
 School District: Clovis Unified School Name: Miramonte Elementary

PROJECT DATA

Type of Project: Elementary School Application Filing Basis: Site Specific
 Pupils Assigned Under 50 Yrs: K-6: 122
 7-8:
 9-12:
 Non-Severe:
 Severe:
 Financial Hardship Requested: No Recommended Acres: 9.8
 Alternative Education School: No Existing Acres: 15

ADJUSTED GRANT DATA

Modernization Grant - Under 50 Yrs	\$ 566,568.00
Fire Detection Alarm	18,422.00
Prevailing Wage Monitoring	1,042.00
Small Size Project	22,663.00
Accessibility/Fire Code Req.	87,119.00
Total State Share (60%)	695,814.00
District Share (40%)	463,876.00
Total Project Cost	<u>\$ 1,159,690.00</u>

PROJECT FINANCING

<u>State Share</u>	
This Project	\$ 695,814.00
<u>District Share</u>	
Cash Contribution	463,876.00
Financial Hardship	
Total Project Cost	<u>\$ 1,159,690.00</u>

HISTORY OF PROJECT COST AND APPORTIONMENT

	Fund Code	Proposition	Previously Authorized	Authorized This Action	Unfunded Approval This Action
<u>State Share</u>					
Modernization/Additional Grant	951-570	51	\$	\$ 695,814.00	\$ 695,814.00
<u>District Share</u>					
Cash Contribution				463,876.00	
Total			\$	<u>\$ 1,159,690.00</u>	<u>\$ 695,814.00</u>

Funding Source: Proposition 51 Bonds/2016-Nov.

Pursuant to the Board's action on March 11, 2009, this application has been approved and placed on the Unfunded List (Lack of AB 55 Loans). This approval does not constitute a guarantee or commitment of future State funding.

The District shall ensure that it is in compliance with all applicable laws, regulations and certifications it made on the program forms.

Based on the Board's action on June 5, 2017, this project is subject to the Grant Agreement submittal pursuant to School Facility Program Regulation Section 1859.90.4.

The District is responsible for ensuring that the project is compliant with Prevailing Wage Monitoring and/or Labor Compliance Program requirements at the time construction contracts are executed and/or construction commenced.

SCHOOL DISTRICT DATA

Application No: 57/67686-00-018	County: San Bernardino
School District: Colton Joint Unified	School Name: Zimmerman (Walter) Elementary

PROJECT DATA

Type of Project: Elementary School	Application Filing Basis: Site Specific
Pupils Assigned Under 50 Yrs:	Pupils Assigned Over 50 Yrs:
K-6: 282	K-6: 363
7-8:	7-8:
9-12:	9-12:
Non-Severe:	Non-Severe:
Severe:	Severe:
Financial Hardship Requested: No	Recommended Acres: 14.4
Alternative Education School: No	Existing Acres: 10

ADJUSTED GRANT DATA

Modernization Grant - Under 50 Yrs	\$ 1,309,608.00
Modernization Grant - Over 50 Yrs	2,342,076.00
Fire Detection Alarm	97,395.00
Prevailing Wage Monitoring	5,788.00
Accessibility/Fire Code Req.	109,551.00
Total State Share (60%)	3,864,418.00
District Share (40%)	2,576,279.00
Total Project Cost	\$ 6,440,697.00

PROJECT FINANCING

<u>State Share</u>	
This Project	\$ 3,864,418.00
<u>District Share</u>	
Cash Contribution	2,576,279.00
Financial Hardship	
Total Project Cost	\$ 6,440,697.00

HISTORY OF PROJECT COST AND APPORTIONMENT

	Fund Code	Proposition	Previously Authorized	Authorized This Action	Unfunded Approval This Action
<u>State Share</u>					
Modernization/Additional Grant	951-570	51	\$	\$ 3,864,418.00	\$ 3,864,418.00
<u>District Share</u>					
Cash Contribution				2,576,279.00	
Total			\$	\$ 6,440,697.00	\$ 3,864,418.00

Funding Source: Proposition 51 Bonds/2016-Nov.

Pursuant to the Board's action on March 11, 2009, this application has been approved and placed on the Unfunded List (Lack of AB 55 Loans). This approval does not constitute a guarantee or commitment of future State funding.

The District shall ensure that it is in compliance with all applicable laws, regulations and certifications it made on the program forms.

Based on the Board's action on June 5, 2017, this project is subject to the Grant Agreement submittal pursuant to School Facility Program Regulation Section 1859.90.4.

The District is responsible for ensuring that the project is compliant with Prevailing Wage Monitoring and/or Labor Compliance Program requirements at the time construction contracts are executed and/or construction commenced.

SCHOOL DISTRICT DATA

Application No: 50/75093-00-010
 School District: Dublin Unified

County: Alameda
 School Name: J.M. Amador Elementary

PROJECT DATA

Type of Project: Elementary School
 K-6: 925
 7-8:
 9-12:
 Non-Severe: 39
 Severe:
 Application Filing Basis: District Wide
 Number of Classrooms: 40
 Master Acres: 15.7
 Existing Acres: 0
 Proposed Acres: 10.04
 Recommended Acres: 15.7
 Facility Hardship (a): No
 Financial Hardship Requested: No
 Alternative Education School: No
 Addition to Existing Site: No
 Core Facilities: Multi-Purpose/Kitchen, Custodial, Platform,
 Library/Media Center, Lunch Shelter, Administration,
 Toilet, Storage, Resource Specialist and Teacher Work Room

ADJUSTED GRANT DATA

New Construction Grant	\$	12,176,183.00
Fire Detection Alarm		15,552.00
Sprinkler System		206,512.00
Prevailing Wage Monitoring		34,069.00
Multi-Level Constr.	35Crs.	1,280,685.00
Site Acquisition		12,128,781.00
Service Site		1,149,577.00
Off-Site		265,394.00
Utilities		32,528.00
General Site		943,219.00
Total State Share (50%)		<u>28,232,500.00</u>
District Share (50%)		<u>28,232,500.00</u>
Total Project Cost	\$	<u>56,465,000.00</u>

PROJECT FINANCING

State Share
 This Project \$ 28,232,500.00
District Share
 Cash Contribution 28,232,500.00
 Financial Hardship
 Total Project Cost \$ 56,465,000.00

HISTORY OF PROJECT COST AND APPORTIONMENT

	Fund Code	Proposition	Previously Authorized	Authorized This Action	Unfunded Approval This Action
<u>State Share</u>					
New Construction/Add. Grant	951-500	51	\$	\$ 28,232,500.00	\$ 28,232,500.00
<u>District Share</u>					
Cash Contribution				<u>28,232,500.00</u>	
Total			\$	<u>56,465,000.00</u>	<u>28,232,500.00</u>

Funding Source: Proposition 51 Bonds/2016-Nov.

Pursuant to the Board's action on March 11, 2009, this application has been approved and placed on the Unfunded List (Lack of AB 55 Loans). This approval does not constitute a guarantee or commitment of future State funding.

The District shall ensure that it is in compliance with all applicable laws, regulations and certifications it made on the program forms.

Based on the Board's action on June 5, 2017, this project is subject to the Grant Agreement submittal pursuant to School Facility Program Regulation Section 1859.90.4.

The District is responsible for ensuring that the project is compliant with Prevailing Wage Monitoring and/or Labor Compliance Program requirements at the time construction contracts are executed and/or construction commenced.

SCHOOL DISTRICT DATA

Application No: 50/62117-00-020
 School District: Clovis Unified

County: Fresno
 School Name: Sierra Vista Elementary

PROJECT DATA

Type of Project: Elementary School
 K-6: 25
 7-8:
 9-12:
 Non-Severe:
 Severe:
 Application Filing Basis: District Wide
 Number of Classrooms: 1
 Master Acres: 13.7
 Existing Acres: 15
 Proposed Acres:
 Recommended Acres: 9.8
 Facility Hardship (a): No
 Financial Hardship Requested: No
 Alternative Education School: No
 Addition to Existing Site: Yes

ADJUSTED GRANT DATA

New Construction Grant	\$	304,925.00
Fire Detection Alarm		375.00
Prevailing Wage Monitoring		427.00
Small Size Project		36,591.00
Total State Share (50%)		342,318.00
District Share (50%)		342,318.00
Total Project Cost	\$	684,636.00

PROJECT FINANCING

<u>State Share</u>		
This Project	\$	342,318.00
<u>District Share</u>		
Cash Contribution		342,318.00
Financial Hardship		
Total Project Cost	\$	684,636.00

HISTORY OF PROJECT COST AND APPORTIONMENT

	Fund Code	Proposition	Previously Authorized	Authorized This Action		Unfunded Approval This Action
<u>State Share</u>						
New Construction/Add. Grant	951-500	51	\$	\$ 342,318.00	\$	342,318.00
<u>District Share</u>						
Cash Contribution				342,318.00		
Total			\$	684,636.00	\$	342,318.00

Funding Source: Proposition 51 Bonds/2016-Nov.

Pursuant to the Board's action on March 11, 2009, this application has been approved and placed on the Unfunded List (Lack of AB 55 Loans). This approval does not constitute a guarantee or commitment of future State funding.

The District shall ensure that it is in compliance with all applicable laws, regulations and certifications it made on the program forms.

Based on the Board's action on June 5, 2017, this project is subject to the Grant Agreement submittal pursuant to School Facility Program Regulation Section 1859.90.4.

The District is responsible for ensuring that the project is compliant with Prevailing Wage Monitoring and/or Labor Compliance Program requirements at the time construction contracts are executed and/or construction commenced.

SCHOOL DISTRICT DATA

Application No: 57/62117-00-044 County: Fresno
 School District: Clovis Unified School Name: Sierra Vista Elementary

PROJECT DATA

Type of Project: Elementary School Application Filing Basis: Site Specific
 Pupils Assigned Under 50 Yrs: K-6: 400
 7-8:
 9-12:
 Non-Severe:
 Severe:
 Financial Hardship Requested: No Recommended Acres: 9.8
 Alternative Education School: No Existing Acres: 15

ADJUSTED GRANT DATA

Modernization Grant - Under 50 Yrs	\$ 1,857,600.00
Fire Detection Alarm	60,400.00
Prevailing Wage Monitoring	3,143.00
Accessibility/Fire Code Req.	177,583.00
Total State Share (60%)	2,098,726.00
District Share (40%)	1,399,151.00
Total Project Cost	\$ 3,497,877.00

PROJECT FINANCING

<u>State Share</u>	
This Project	\$ 2,098,726.00
<u>District Share</u>	
Cash Contribution	1,399,151.00
Financial Hardship	
Total Project Cost	\$ 3,497,877.00

HISTORY OF PROJECT COST AND APPORTIONMENT

	Fund Code	Proposition	Previously Authorized	Authorized This Action	Unfunded Approval This Action
<u>State Share</u>					
Modernization/Additional Grant	951-570	51	\$	\$ 2,098,726.00	\$ 2,098,726.00
<u>District Share</u>					
Cash Contribution				1,399,151.00	
Total			\$	\$ 3,497,877.00	\$ 2,098,726.00

Funding Source: Proposition 51 Bonds/2016-Nov.

Pursuant to the Board's action on March 11, 2009, this application has been approved and placed on the Unfunded List (Lack of AB 55 Loans). This approval does not constitute a guarantee or commitment of future State funding.

The District shall ensure that it is in compliance with all applicable laws, regulations and certifications it made on the program forms.

Based on the Board's action on June 5, 2017, this project is subject to the Grant Agreement submittal pursuant to School Facility Program Regulation Section 1859.90.4.

The District is responsible for ensuring that the project is compliant with Prevailing Wage Monitoring and/or Labor Compliance Program requirements at the time construction contracts are executed and/or construction commenced.

SCHOOL DISTRICT DATA

Application No: 57/67686-00-020 County: San Bernardino
 School District: Colton Joint Unified School Name: Terrace View Elementary

PROJECT DATA

Type of Project: Elementary School Application Filing Basis: Site Specific
 Pupils Assigned Under 50 Yrs: K-6: 540
 7-8:
 9-12:
 Non-Severe:
 Severe:
 Financial Hardship Requested: No Recommended Acres: 14.4
 Alternative Education School: No Existing Acres: 9.7

ADJUSTED GRANT DATA

Modernization Grant - Under 50 Yrs	\$ 2,507,760.00
Fire Detection Alarm	81,540.00
Prevailing Wage Monitoring	3,997.00
Accessibility/Fire Code Req.	75,233.00
Total State Share (60%)	2,668,530.00
District Share (40%)	1,779,020.00
Total Project Cost	<u>\$ 4,447,550.00</u>

PROJECT FINANCING

<u>State Share</u>	
This Project	\$ 2,668,530.00
<u>District Share</u>	
Cash Contribution	1,779,020.00
Financial Hardship	
Total Project Cost	<u>\$ 4,447,550.00</u>

HISTORY OF PROJECT COST AND APPORTIONMENT

	Fund Code	Proposition	Previously Authorized	Authorized This Action	Unfunded Approval This Action
<u>State Share</u>					
Modernization/Additional Grant	951-570	51	\$	\$ 2,668,530.00	\$ 2,668,530.00
<u>District Share</u>					
Cash Contribution				1,779,020.00	
Total			\$	<u>\$ 4,447,550.00</u>	<u>\$ 2,668,530.00</u>

Funding Source: Proposition 51 Bonds/2016-Nov.

Pursuant to the Board's action on March 11, 2009, this application has been approved and placed on the Unfunded List (Lack of AB 55 Loans). This approval does not constitute a guarantee or commitment of future State funding.

The District shall ensure that it is in compliance with all applicable laws, regulations and certifications it made on the program forms.

Based on the Board's action on June 5, 2017, this project is subject to the Grant Agreement submittal pursuant to School Facility Program Regulation Section 1859.90.4.

The District is responsible for ensuring that the project is compliant with Prevailing Wage Monitoring and/or Labor Compliance Program requirements at the time construction contracts are executed and/or construction commenced.

SAB Meeting: February 27, 2019

New Construction - Adjusted Grant Approval

SCHOOL DISTRICT DATA

Application No: 50/68650-00-006

County: San Joaquin

School District: Ripon Unified

School Name: Weston Elementary

PROJECT DATA

ADJUSTED GRANT DATA

Type of Project:	Elementary School
	K-6: 375
	7-8: 108
	9-12:
	Non-Severe:
	Severe:
Application Filing Basis:	District Wide
Number of Classrooms:	19
Master Acres:	9.55
Existing Acres:	9.55
Proposed Acres:	
Recommended Acres:	10.1
Facility Hardship (a):	No
Financial Hardship Requested:	No
Alternative Education School:	No
Addition to Existing Site:	Yes

New Construction Grant	\$	5,967,183.00
Fire Detection Alarm		7,785.00
Service Site		558,964.00
Off-Site		6,235.00
Utilities		26,699.00
Total State Share (50%)		6,566,866.00
District Share (50%)		6,566,866.00
Total Project Cost	\$	13,133,732.00

PROJECT FINANCING

State Share

This Project \$ 6,566,866.00

District Share

Cash Contribution 6,566,866.00

Financial Hardship

Total Project Cost \$ 13,133,732.00

HISTORY OF PROJECT COST AND APPORTIONMENT

	Fund Code	Proposition	Previously Authorized	Authorized This Action		Unfunded Approval This Action
<u>State Share</u>						
New Construction/Add. Grant	951-500	51	\$	\$ 6,566,866.00	\$	6,566,866.00
<u>District Share</u>						
Cash Contribution				6,566,866.00		
Total			\$	\$ 13,133,732.00	\$	6,566,866.00

Funding Source: Proposition 51 Bonds/2016-Nov.

Pursuant to the Board's action on March 11, 2009, this application has been approved and placed on the Unfunded List (Lack of AB 55 Loans). This approval does not constitute a guarantee or commitment of future State funding.

The District shall ensure that it is in compliance with all applicable laws, regulations and certifications it made on the program forms.

Based on the Board's action on June 5, 2017, this project is subject to the Grant Agreement submittal pursuant to School Facility Program Regulation Section 1859.90.4.

The District is responsible for ensuring that the project is compliant with Prevailing Wage Monitoring and/or Labor Compliance Program requirements at the time construction contracts are executed and/or construction commenced.

SCHOOL DISTRICT DATA

Application No: 57/62117-00-045 County: Fresno
 School District: Clovis Unified School Name: Temperance-Kutner Elementary

PROJECT DATA

Type of Project: Elementary School Application Filing Basis: Site Specific
 Pupils Assigned Under 50 Yrs: K-6: 498
 7-8:
 9-12:
 Non-Severe:
 Severe:
 Financial Hardship Requested: No Recommended Acres: 10.8
 Alternative Education School: No Existing Acres: 15

ADJUSTED GRANT DATA

Modernization Grant - Under 50 Yrs	\$ 2,312,712.00
Fire Detection Alarm	75,198.00
Prevailing Wage Monitoring	3,686.00
Accessibility/Fire Code Req.	69,381.00
Total State Share (60%)	2,460,977.00
District Share (40%)	1,640,651.00
Total Project Cost	\$ 4,101,628.00

PROJECT FINANCING

<u>State Share</u>	
This Project	\$ 2,460,977.00
<u>District Share</u>	
Cash Contribution	1,640,651.00
Financial Hardship	
Total Project Cost	\$ 4,101,628.00

HISTORY OF PROJECT COST AND APPORTIONMENT

	Fund Code	Proposition	Previously Authorized	Authorized This Action	Unfunded Approval This Action
<u>State Share</u>					
Modernization/Additional Grant	951-570	51	\$	\$ 2,460,977.00	\$ 2,460,977.00
<u>District Share</u>					
Cash Contribution				1,640,651.00	
Total			\$	\$ 4,101,628.00	\$ 2,460,977.00

Funding Source: Proposition 51 Bonds/2016-Nov.

Pursuant to the Board's action on March 11, 2009, this application has been approved and placed on the Unfunded List (Lack of AB 55 Loans). This approval does not constitute a guarantee or commitment of future State funding.

The District shall ensure that it is in compliance with all applicable laws, regulations and certifications it made on the program forms.

Based on the Board's action on June 5, 2017, this project is subject to the Grant Agreement submittal pursuant to School Facility Program Regulation Section 1859.90.4.

The District is responsible for ensuring that the project is compliant with Prevailing Wage Monitoring and/or Labor Compliance Program requirements at the time construction contracts are executed and/or construction commenced.

SCHOOL DISTRICT DATA

Application No: 57/76786-00-007 County: Santa Barbara
 School District: Santa Barbara Unified School Name: Washington Elementary

PROJECT DATA

Type of Project: Elementary School Application Filing Basis: Site Specific
 Pupils Assigned Under 50 Yrs: K-6: 124
 7-8:
 9-12:
 Non-Severe: 13
 Severe:
 Financial Hardship Requested: No Recommended Acres: 9.8
 Alternative Education School: No Existing Acres: 7.88

ADJUSTED GRANT DATA

Modernization Grant - Under 50 Yrs	\$ 704,595.00
Fire Detection Alarm	22,338.00
Prevailing Wage Monitoring	1,164.00
Small Size Project	28,184.00
Accessibility/Fire Code Req.	21,138.00
Total State Share (60%)	777,419.00
District Share (40%)	518,279.00
Total Project Cost	\$ 1,295,698.00

PROJECT FINANCING

<u>State Share</u>	
This Project	\$ 777,419.00
<u>District Share</u>	
Cash Contribution	518,279.00
Financial Hardship	
Total Project Cost	\$ 1,295,698.00

HISTORY OF PROJECT COST AND APPORTIONMENT

	Fund Code	Proposition	Previously Authorized	Authorized This Action	Unfunded Approval This Action
<u>State Share</u>					
Modernization/Additional Grant	951-570	51	\$	\$ 777,419.00	\$ 777,419.00
<u>District Share</u>					
Cash Contribution				518,279.00	
Total			\$	\$ 1,295,698.00	\$ 777,419.00

Funding Source: Proposition 51 Bonds/2016-Nov.

Pursuant to the Board's action on March 11, 2009, this application has been approved and placed on the Unfunded List (Lack of AB 55 Loans). This approval does not constitute a guarantee or commitment of future State funding.

The District shall ensure that it is in compliance with all applicable laws, regulations and certifications it made on the program forms.

The District is responsible for ensuring that the project is compliant with Prevailing Wage Monitoring and/or Labor Compliance Program requirements at the time construction contracts are executed and/or construction commenced.

Based on the Board's action on June 5, 2017, this project is subject to the Grant Agreement submittal pursuant to School Facility Program Regulation Section 1859.90.4.

SCHOOL DISTRICT DATA

Application No: 57/68478-26-005 School District: San Francisco Unified High School Attendance Area: Woodrow Wilson	County: San Francisco School Name: Burton (Philip A.) High
---	---

PROJECT DATA

Type of Project: High School Pupils Assigned Over 50 Years: K-6: 7-8: 9-12: 1624 Non-Severe: 107 Severe: 35 Financial Hardship Requested: No Alternative Education School: No	Application Filing Basis: Site Specific Recommended Acres: 32.7 Existing Acres: 15.8
--	---

ADJUSTED GRANT DATA

Modernization Grant - Over 50 Yrs	\$ 16,698,431.00
Fire Detection Alarm	289,495.00
Prevailing Wage Monitoring	30,966.00
Urban/Security/Impacted Site	3,155,352.00
Accessibility/Fire Code Req.	<u>500,953.00</u>
Total State Share (60%)	20,675,197.00
District Share (40%)	<u>13,783,465.00</u>
Total Project Cost	\$ <u>34,458,662.00</u>

PROJECT FINANCING

State Share	
This Project	\$ 20,675,197.00
District Share	
Cash Contribution	13,783,465.00
Financial Hardship	
Total Project Cost	\$ <u>34,458,662.00</u>

HISTORY OF PROJECT COST AND APPORTIONMENT

	Fund Code	Proposition	Previously Authorized	Authorized This Action	Unfunded Approval This Action
State Share					
Modernization/Additional Grant	951-570	51	\$	\$ 20,675,197.00	\$ 20,675,197.00
District Share					
Cash Contribution				<u>13,783,465.00</u>	
Total			\$	\$ <u>34,458,662.00</u>	\$ <u>20,675,197.00</u>

Funding Source: Proposition 51 Bonds/2016-Nov.

Pursuant to the Board's action on March 11, 2009, this application has been approved and placed on the Unfunded List (Lack of AB 55 Loans). This approval does not constitute a guarantee or commitment of future State funding.

The District shall ensure that it is in compliance with all applicable laws, regulations and certifications it made on the program forms.

The District is responsible for ensuring that the project is compliant with Prevailing Wage Monitoring and/or Labor Compliance Program requirements at the time construction contracts are executed and/or construction commenced.

Based on the Board's action on June 5, 2017, this project is subject to the Grant Agreement submittal pursuant to School Facility Program Regulation Section 1859.90.4.

SCHOOL DISTRICT DATA

Application No: 57/68478-00-051 School District: San Francisco Unified	County: San Francisco School Name: James Lick Middle
---	---

PROJECT DATA

Type of Project: Middle School Pupils Assigned Over 50 Years: K-6: 7-8: 503 9-12: Non-Severe: 76 Severe: 4 Financial Hardship Requested: No Alternative Education School: No	Application Filing Basis: Site Specific Recommended Acres: 10.7 Existing Acres: 2.93
---	---

ADJUSTED GRANT DATA

Modernization Grant - Over 50 Yrs	\$ 4,559,884.00
Fire Detection Alarm	98,741.00
Urban/Security/Impacted Site	1,178,994.00
Accessibility/Fire Code Req.	136,797.00
Two Stop Elevators	248,160.00
Additional Elev. Stops	111,675.00
Total State Share (60%)	6,334,251.00
District Share (40%)	4,222,834.00
Total Project Cost	<u>\$ 10,557,085.00</u>

PROJECT FINANCING

State Share	
This Project	\$ 6,334,251.00
District Share	
Cash Contribution	4,222,834.00
Financial Hardship	
Total Project Cost	<u>\$ 10,557,085.00</u>

HISTORY OF PROJECT COST AND APPORTIONMENT

	Fund Code	Proposition	Previously Authorized	Authorized This Action	Unfunded Approval This Action
State Share					
Modernization/Additional Grant	951-570	51	\$	\$ 6,334,251.00	\$ 6,334,251.00
District Share					
Cash Contribution				4,222,834.00	
Total			\$	<u>\$ 10,557,085.00</u>	<u>\$ 6,334,251.00</u>

Funding Source: Proposition 51 Bonds/2016-Nov.
 Pursuant to the Board's action on March 11, 2009, this application has been approved and placed on the Unfunded List (Lack of AB 55 Loans). This approval does not constitute a guarantee or commitment of future State funding.

The District shall ensure that it is in compliance with all applicable laws, regulations and certifications it made on the program forms.

The District is responsible for ensuring that the project is compliant with Prevailing Wage Monitoring and/or Labor Compliance Program requirements at the time construction contracts are executed and/or construction commenced.

Based on the Board's action on June 5, 2017, this project is subject to the Grant Agreement submittal pursuant to School Facility Program Regulation Section 1859.90.4.

SCHOOL DISTRICT DATA

Application No: 57/10488-00-024	County: Solano
School District: Solano County Office Of Education	School Name: Jones (K. I.) Elementary

PROJECT DATA

Type of Project: Elementary School	Application Filing Basis: Site Specific
Pupils Assigned Under 50 Yrs:	
K-6:	
7-8:	
9-12:	
Non-Severe:	
Severe: 20	
Financial Hardship Requested: Yes	Recommended Acres:
Alternative Education School: No	Existing Acres:

ADJUSTED GRANT DATA

Modernization Grant - Under 50 Yrs	\$	296,040.00
Project Assistance		3,978.00
Fire Detection Alarm		8,300.00
Small Size Project		35,525.00
Accessibility/Fire Code Req.		16,163.00
Total State Share (60%)		360,006.00
District Share (40%)		240,004.00
Total Project Cost	\$	600,010.00

PROJECT FINANCING

State Share		
This Project	\$	360,006.00
District Share		
Cash Contribution		
Financial Hardship		240,004.00
Total Project Cost	\$	600,010.00

HISTORY OF PROJECT COST AND APPORTIONMENT

	Fund Code	Proposition		Previously Authorized	Authorized This Action	Unfunded Approval This Action
State Share						
Modernization/Additional Grant	057-570	1D	\$	33,162.00		
Modernization/Additional Grant	957-570	1D			\$ 326,844.00	\$ 326,844.00
District Share						
Cash Contribution						
Financial Hardship	057-570	1D		22,108.00		
Financial Hardship	957-570	1D			217,896.00	217,896.00
Total			\$	55,270.00	\$ 544,740.00	\$ 544,740.00

Funding Source: Proposition 1D Bonds/2006-Nov.

Pursuant to the Board's action on March 11, 2009, this application has been approved and placed on the Unfunded List (Lack of AB 55 Loans). This approval does not constitute a guarantee or commitment of future State funding.

Amounts shown for financial hardship assistance are subject to adjustment as a result of a review of the District's financial records pursuant to Regulation Section 1859.81(a) at the time of apportionment.

The District shall ensure that it is in compliance with all applicable laws, regulations and certifications it made on the program forms.

Based on the Board's action on June 5, 2017, this project is subject to the Grant Agreement submittal pursuant to School Facility Program Regulation Section 1859.90.4.

Pursuant to Education Code Section 17072.25, valid Division of the State Architect approval must be obtained for the project prior to receiving and Apportionment. Otherwise, the project will receive an occurrence for non-participation pursuant to School Facility Program Regulation Section 1859.90.3.

Pursuant to Education Code Section 17070.50, valid California Department of Education approvals must be obtained for the project prior to receiving and Apportionment. Otherwise, the project will receive an occurrence for non-participation pursuant to School Facility Program Regulation Section 1859.90.3.

The District is responsible for ensuring that the project is compliant with Prevailing Wage Monitoring and/or Labor Compliance Program requirements at the time construction contracts are executed and/or construction commenced.

The District qualifies for financial hardship pursuant to SFP Regulation Section 1859.81(c)(3). The District qualifies as a County Superintendent of Schools and has demonstrated it is financially unable to provide all or a part of the matching funds.

SCHOOL DISTRICT DATA

Application No: 57/72603-00-033 County: Ventura
 School District: Simi Valley Unified School Name: White Oak Elementary

PROJECT DATA

Type of Project: Elementary School Application Filing Basis: Site Specific
 Pupils Assigned Under 50 Yrs: K-6: 404
 7-8:
 9-12:
 Non-Severe:
 Severe:
 Financial Hardship Requested: No Recommended Acres: 9.9
 Alternative Education School: No Existing Acres: 11.3

ADJUSTED GRANT DATA

Modernization Grant - Under 50 Yrs	\$ 1,876,176.00
Fire Detection Alarm	61,004.00
Prevailing Wage Monitoring	2,990.00
Accessibility/Fire Code Req.	56,285.00
Total State Share (60%)	1,996,455.00
District Share (40%)	1,330,970.00
Total Project Cost	<u>\$ 3,327,425.00</u>

PROJECT FINANCING

<u>State Share</u>	
This Project	\$ 1,996,455.00
<u>District Share</u>	
Cash Contribution	1,330,970.00
Financial Hardship	
Total Project Cost	<u>\$ 3,327,425.00</u>

HISTORY OF PROJECT COST AND APPORTIONMENT

	Fund Code	Proposition	Previously Authorized	Authorized This Action	Unfunded Approval This Action
<u>State Share</u>					
Modernization/Additional Grant	951-570	51	\$	\$ 1,996,455.00	\$ 1,996,455.00
<u>District Share</u>					
Cash Contribution				1,330,970.00	
Total			\$	<u>\$ 3,327,425.00</u>	<u>\$ 1,996,455.00</u>

Funding Source: Proposition 51 Bonds/2016-Nov.

Pursuant to the Board's action on March 11, 2009, this application has been approved and placed on the Unfunded List (Lack of AB 55 Loans). This approval does not constitute a guarantee or commitment of future State funding.

The District shall ensure that it is in compliance with all applicable laws, regulations and certifications it made on the program forms.

The District is responsible for ensuring that the project is compliant with Prevailing Wage Monitoring and/or Labor Compliance Program requirements at the time construction contracts are executed and/or construction commenced.

Based on the Board's action on June 5, 2017, this project is subject to the Grant Agreement submittal pursuant to School Facility Program Regulation Section 1859.90.4.

SCHOOL DISTRICT DATA

Application No: 50/64832-00-005
School District: Newhall Elementary

County: Los Angeles
School Name: Newhall Elementary

PROJECT DATA

Type of Project: Elementary School
 K-6: 400
 7-8:
 9-12:
 Non-Severe:
 Severe:
Application Filing Basis: District Wide
Number of Classrooms: 16
Master Acres: 13.1
Existing Acres: 10.9
Proposed Acres:
Recommended Acres: 9.2
Facility Hardship (a): No
Financial Hardship Requested: No
Alternative Education School: No
Addition to Existing Site: Yes

ADJUSTED GRANT DATA

New Construction Grant	\$	4,878,800.00
Fire Detection Alarm		6,000.00
Service Site		310,714.00
Utilities		19,216.00
Total State Share (50%)		5,214,730.00
District Share (50%)		5,214,730.00
Total Project Cost	\$	10,429,460.00

PROJECT FINANCING

State Share
This Project \$ 5,214,730.00
District Share
Cash Contribution 5,214,730.00
Financial Hardship
Total Project Cost \$ **10,429,460.00**

HISTORY OF PROJECT COST AND APPORTIONMENT

	Fund Code	Proposition	Previously Authorized	Authorized This Action	Unfunded Approval This Action
State Share					
New Construction/Add. Grant	951-500	51	\$	\$ 5,214,730.00	\$ 5,214,730.00
District Share					
Cash Contribution				5,214,730.00	
Total			\$	\$ 10,429,460.00	\$ 5,214,730.00

Funding Source: Proposition 51 Bonds/2016-Nov.
Pursuant to the Board's action on March 11, 2009, this application has been approved and placed on the Unfunded List (Lack of AB 55 Loans). This approval does not constitute a guarantee or commitment of future State funding.
The District shall ensure that it is in compliance with all applicable laws, regulations and certifications it made on the program forms.
Based on the Board's action on June 5, 2017, this project is subject to the Grant Agreement submittal pursuant to School Facility Program Regulation Section 1859.90.4.
The District is responsible for ensuring that the project is compliant with Prevailing Wage Monitoring and/or Labor Compliance Program requirements at the time construction contracts are executed and/or construction commenced.

SCHOOL DISTRICT DATA

Application No: 57/72538-00-026 School District: Oxnard Elementary	County: Ventura School Name: Fremont Intermediate
---	--

PROJECT DATA

Type of Project: Middle School Pupils Assigned Under 50 Yrs: K-6: 7-8: 9-12: Non-Severe: Severe:	Application Filing Basis: Site Specific Pupils Assigned Over 50 Yrs: K-6: 7-8: 131 9-12: Non-Severe: 8 Severe:	
Financial Hardship Requested: No Alternative Education School: No	Recommended Acres: 23.4 Existing Acres: 18.1	

ADJUSTED GRANT DATA

Modernization Grant - Over 50 Yrs	\$ 1,003,960.00
Fire Detection Alarm	22,005.00
Prevailing Wage Monitoring	1,644.00
Small Size Project	40,158.00
Accessibility/Fire Code Req.	30,119.00
Total State Share (60%)	1,097,886.00
District Share (40%)	731,924.00
Total Project Cost	\$ 1,829,810.00

PROJECT FINANCING

State Share	
This Project	\$ 1,097,886.00
District Share	
Cash Contribution	731,924.00
Financial Hardship	
Total Project Cost	\$ 1,829,810.00

HISTORY OF PROJECT COST AND APPORTIONMENT

	Fund Code	Proposition	Previously Authorized	Authorized This Action	Unfunded Approval This Action
State Share					
Modernization/Additional Grant	951-570	51	\$	\$ 1,097,886.00	\$ 1,097,886.00
District Share					
Cash Contribution				731,924.00	
Total			\$	\$ 1,829,810.00	\$ 1,097,886.00

Funding Source: Proposition 51 Bonds/2016-Nov.

Pursuant to the Board's action on March 11, 2009, this application has been approved and placed on the Unfunded List (Lack of AB 55 Loans). This approval does not constitute a guarantee or commitment of future State funding.

The District shall ensure that it is in compliance with all applicable laws, regulations and certifications it made on the program forms.

Based on the Board's action on June 5, 2017, this project is subject to the Grant Agreement submittal pursuant to School Facility Program Regulation Section 1859.90.4.

The District is responsible for ensuring that the project is compliant with Prevailing Wage Monitoring and/or Labor Compliance Program requirements at the time construction contracts are executed and/or construction commenced.

SCHOOL DISTRICT DATA

Application No: 50/72538-00-011
School District: Oxnard Elementary

County: Ventura
School Name: Harrington Elementary

PROJECT DATA

Type of Project: Elementary School
 K-6: 625
 7-8:
 9-12:
 Non-Severe: 26
 Severe:
Application Filing Basis: District Wide
Number of Classrooms: 27
Master Acres: 12.4
Existing Acres: 8.27
Proposed Acres:
Recommended Acres: 12.1
Facility Hardship (a): No
Financial Hardship Requested: No
Alternative Education School: No
Addition to Existing Site: Yes

ADJUSTED GRANT DATA

New Construction Grant	\$	8,219,097.00
Fire Detection Alarm		10,493.00
Multi-Level Constr.	23Crs.	840,760.00
Service Site		567,983.00
Off-Site		21,037.00
Utilities		21,153.00
Total State Share (50%)		<u>9,680,523.00</u>
District Share (50%)		<u>9,680,523.00</u>
Total Project Cost	\$	<u><u>19,361,046.00</u></u>

PROJECT FINANCING

State Share
This Project **\$** 9,680,523.00
District Share
Cash Contribution 9,680,523.00
Financial Hardship
Total Project Cost **\$** 19,361,046.00

HISTORY OF PROJECT COST AND APPORTIONMENT

	Fund Code	Proposition	Previously Authorized	Authorized This Action	Unfunded Approval This Action
<u>State Share</u>					
New Construction/Add. Grant	951-500	51	\$	\$ 9,680,523.00	\$ 9,680,523.00
<u>District Share</u>					
Cash Contribution				<u>9,680,523.00</u>	
Total			\$	\$ <u><u>19,361,046.00</u></u>	\$ <u><u>9,680,523.00</u></u>

Funding Source: Proposition 51 Bonds/2016-Nov.

Pursuant to the Board's action on March 11, 2009, this application has been approved and placed on the Unfunded List (Lack of AB 55 Loans). This approval does not constitute a guarantee or commitment of future State funding.

The District shall ensure that it is in compliance with all applicable laws, regulations and certifications it made on the program forms.

Based on the Board's action on June 5, 2017, this project is subject to the Grant Agreement submittal pursuant to School Facility Program Regulation Section 1859.90.4.

The District is responsible for ensuring that the project is compliant with Prevailing Wage Monitoring and/or Labor Compliance Program requirements at the time construction contracts are executed and/or construction commenced.

SCHOOL DISTRICT DATA

Application No: 50/71985-00-003	County: Tulare
School District: Liberty Elementary	School Name: Liberty Elementary

PROJECT DATA

Type of Project: Elementary School	Application Filing Basis: District Wide
Pupils Assigned	Number of Classrooms:
K-6: 250	Existing Acres:
7-8: 54	Proposed Acres:
9-12:	Facility Hardship (a): No
Non-Severe:	Addition to Existing Site: Yes
Severe:	
Financial Hardship Requested: Yes	

GRANT DATA

<u>Estimated Total Grant</u>	<u>Separate Design Grant</u>
New Construction Grant \$ 3,745,904.00	Total Design (40% of Grant) \$ 1,498,362.00
Total State Share (50%) 3,745,904.00	
District Share (50%) 3,745,904.00	Total Design \$ <u>1,498,362.00</u>
Total Estimated Cost \$ 7,491,808.00	Total State Share (50%) 749,181.00
	District Share (50%) 749,181.00
	District Cash Contribution \$ 72,909.00
	Financial Hardship \$ 676,272.00

DESIGN PROJECT FINANCING

<u>State Share</u>	
New Construction Design Grant	\$ 749,181.00
<u>District Share</u>	
Cash Contribution	\$ 72,909.00
Financial Hardship	676,272.00
Total Design Cost	<u>\$ 1,498,362.00</u>

HISTORY OF PROJECT COST AND APPORTIONMENT

	Fund Code	Proposition	Previously Authorized	Authorized This Action	Unfunded Approval This Action
<u>State Share</u>					
New Construction Design Grant	951-500	51	\$	\$ 749,181.00	\$ 749,181.00
<u>District Share</u>					
Cash Contribution				72,909.00	
Financial Hardship	951-500	51		676,272.00	676,272.00
Total			<u>\$</u>	<u>\$ 1,498,362.00</u>	<u>\$ 1,425,453.00</u>

Funding Source: Proposition 51 Bonds/2016-Nov.

Pursuant to the Board's action on March 11, 2009, this application has been approved and placed on the Unfunded List (Lack of AB 55 Loans). This approval does not constitute a guarantee or commitment of future State funding.

Amounts shown for financial hardship assistance are subject to adjustment as a result of a review of the District's financial records pursuant to Regulation Section 1859.81(a) at the time of apportionment.

The District shall ensure that it is in compliance with all applicable laws, regulations and certifications it made on the program forms.

The District qualifies for financial hardship pursuant to SFP Regulation Section 1859.81(c)(4). The District has demonstrated it is financially unable to provide all or a part of the matching funds and is levying the developer fees or equal alternative revenue source justified by law. The District's total bonding capacity (as of February 1, 2019) is \$5 million or less.

Based on the Board's action on June 5, 2017, this project is subject to the Grant Agreement submittal pursuant to School Facility Program Regulation Section 1859.90.4.

The District is responsible for ensuring that the project is compliant with Prevailing Wage Monitoring and/or Labor Compliance Program requirements at the time construction contracts are executed and/or construction commenced.

SCHOOL DISTRICT DATA

Application No: 50/62638-00-002	County: Glenn
School District: Plaza Elementary	School Name: Plaza Elementary

PROJECT DATA

Type of Project: Elementary School	Application Filing Basis: District Wide
Pupils Assigned K-6: 34	Number of Classrooms: 3
7-8: 18	Existing Acres:
9-12:	Proposed Acres:
Non-Severe:	Facility Hardship (a): No
Severe:	Addition to Existing Site: No
Financial Hardship Requested: Yes	

GRANT DATA

<u>Estimated Total Grant</u>	<u>Separate Design Grant</u>
New Construction Grant \$ 646,916.00	Total Design (40% of Grant) \$ 258,766.00
Total State Share (50%) 646,916.00	
District Share (50%) 646,916.00	Total Design \$ <u>258,766.00</u>
Total Estimated Cost \$ 1,293,832.00	Total State Share (50%) 129,383.00
	District Share (50%) 129,383.00
	District Cash Contribution \$ 96.00
	Financial Hardship \$ 129,287.00

DESIGN PROJECT FINANCING

<u>State Share</u>	
New Construction Design Grant	\$ 129,383.00
 <u>District Share</u>	
Cash Contribution	96.00
Financial Hardship	129,287.00
Total Design Cost	\$ 258,766.00

HISTORY OF PROJECT COST AND APPORTIONMENT

	Fund Code	Proposition	Previously Authorized	Authorized This Action	Unfunded Approval This Action
<u>State Share</u>					
New Construction Design Grant	951-500	51	\$	\$ 129,383.00	\$ 129,383.00
<u>District Share</u>					
Cash Contribution				96.00	
Financial Hardship	951-500	51		129,287.00	129,287.00
Total			\$	\$ 258,766.00	\$ 258,670.00

Funding Source: Proposition 51 Bonds/2016-Nov.
Pursuant to the Board's action on March 11, 2009, this application has been approved and placed on the Unfunded List (Lack of AB 55 Loans). This approval does not constitute a guarantee or commitment of future State funding.

Amounts shown for financial hardship assistance are subject to adjustment as a result of a review of the District's financial records pursuant to Regulation Section 1859.81(a) at the time of apportionment.

The District shall ensure that it is in compliance with all applicable laws, regulations and certifications it made on the program forms.

Based on the Board's action on June 5, 2017, this project is subject to the Grant Agreement submittal pursuant to School Facility Program Regulation Section 1859.90.4.

The District is responsible for ensuring that the project is compliant with Prevailing Wage Monitoring and/or Labor Compliance Program requirements at the time construction contracts are executed and/or construction commenced.

The District qualifies for financial hardship pursuant to SFP Regulation Section 1859.81(c)(4). The District has demonstrated it is financially unable to provide all or a part of the matching funds and is levying the developer fees or equal alternative revenue source justified by law. The District's total bonding capacity (as of March 5, 2018) is \$5 million or less.

SCHOOL DISTRICT DATA

Application No: 50/72256-00-028
 School District: Visalia Unified

County: Tulare
 School Name: Redwood High

PROJECT DATA

Type of Project: High School
 K-6:
 7-8:
 9-12: 337
 Non-Severe:
 Severe:
 Application Filing Basis: District Wide
 Number of Classrooms: 16
 Master Acres: 52.7
 Existing Acres: 44.62
 Proposed Acres:
 Recommended Acres: 55.3
 Facility Hardship (a): No
 Financial Hardship Requested: No
 Alternative Education School: No
 Addition to Existing Site: Yes

ADJUSTED GRANT DATA

New Construction Grant	\$	5,531,855.00
Fire Detection Alarm		11,121.00
Service Site		145,384.00
Off-Site		2,745.00
Utilities		29,917.00
Total State Share (50%)		5,721,022.00
District Share (50%)		5,721,022.00
Total Project Cost	\$	11,442,044.00

PROJECT FINANCING

State Share
 This Project **\$** 5,721,022.00
District Share
 Cash Contribution 5,721,022.00
 Financial Hardship
 Total Project Cost **\$** 11,442,044.00

HISTORY OF PROJECT COST AND APPORTIONMENT

	Fund Code	Proposition	Previously Authorized	Authorized This Action	Unfunded Approval This Action
<u>State Share</u>					
New Construction/Add. Grant	951-500	51	\$	\$ 5,721,022.00	\$ 5,721,022.00
<u>District Share</u>					
Cash Contribution				5,721,022.00	
Total			\$	\$ 11,442,044.00	\$ 5,721,022.00

Funding Source: Proposition 51 Bonds/2016-Nov.

Pursuant to the Board's action on March 11, 2009, this application has been approved and placed on the Unfunded List (Lack of AB 55 Loans). This approval does not constitute a guarantee or commitment of future State funding.

The District shall ensure that it is in compliance with all applicable laws, regulations and certifications it made on the program forms.

Based on the Board's action on June 5, 2017, this project is subject to the Grant Agreement submittal pursuant to School Facility Program Regulation Section 1859.90.4.

The District is responsible for ensuring that the project is compliant with Prevailing Wage Monitoring and/or Labor Compliance Program requirements at the time construction contracts are executed and/or construction commenced.

SCHOOL DISTRICT DATA

Application No: 57/72256-00-021	County: Tulare
School District: Visalia Unified	School Name: Redwood High

PROJECT DATA

Type of Project:	High School	Application Filing Basis:	Site Specific
Pupils Assigned Under 50 Yrs:	K-6:		
	7-8:		
	9-12:	101	
	Non-Severe:		
	Severe:		
Financial Hardship Requested:	No	Recommended Acres:	52.7
Alternative Education School:	No	Existing Acres:	31.4

ADJUSTED GRANT DATA

Modernization Grant - Under 50 Yrs	\$ 649,531.00
Fire Detection Alarm	15,251.00
Prevailing Wage Monitoring	1,065.00
Small Size Project	25,981.00
Accessibility/Fire Code Req.	19,486.00
Total State Share (60%)	711,314.00
District Share (40%)	474,209.00
Total Project Cost	\$ 1,185,523.00

PROJECT FINANCING

<u>State Share</u>	
This Project	\$ 711,314.00
<u>District Share</u>	
Cash Contribution	474,209.00
Financial Hardship	
Total Project Cost	\$ 1,185,523.00

HISTORY OF PROJECT COST AND APPORTIONMENT

	Fund Code	Proposition	Previously Authorized	Authorized This Action	Unfunded Approval This Action
<u>State Share</u>					
Modernization/Additional Grant	951-570	51	\$	\$ 711,314.00	\$ 711,314.00
<u>District Share</u>					
Cash Contribution				474,209.00	
Total			\$	\$ 1,185,523.00	\$ 711,314.00

Funding Source: Proposition 51 Bonds/2016-Nov.

Pursuant to the Board's action on March 11, 2009, this application has been approved and placed on the Unfunded List (Lack of AB 55 Loans). This approval does not constitute a guarantee or commitment of future State funding.

The District shall ensure that it is in compliance with all applicable laws, regulations and certifications it made on the program forms.

Based on the Board's action on June 5, 2017, this project is subject to the Grant Agreement submittal pursuant to School Facility Program Regulation Section 1859.90.4.

The District is responsible for ensuring that the project is compliant with Prevailing Wage Monitoring and/or Labor Compliance Program requirements at the time construction contracts are executed and/or construction commenced.

SCHOOL DISTRICT DATA

Application No: 54/75499-00-003
School District: Tracy Joint Unified

County: San Joaquin
Charter School: Tracy Learning Center
School Name: Millennium Charter

PROJECT DATA

Type of Project: High School
K-6:
7-8:
9-12:
Non-Severe:
Severe:

Non-Toilet sq. ft.: 17,542
Toilet sq. ft.: 3,060

Application Filing Basis: Charter
Number of Classrooms: 11
Master Acres:
Existing Acres: 8.45
Proposed Acres:
Recommended Acres: 19.2
Alternative Education School: No

ADJUSTED GRANT DATA

Rehabilitation Grant	\$	2,216,025.00
Urban/Security/Impacted Site		450,474.00
Accessibility/Fire Code Req.		66,481.00
Total State Share (50%)		2,732,980.00
CSFA Lease Amount		0.00
Charet School Cash Contribution		2,732,980.00
Total Project Cost	\$	5,465,960.00

PROJECT FINANCING

State Share
This Project \$ 2,732,980.00
Charter School Share
Cash Contribution 2,732,980.00
CSFA Lease Amount 0.00
Total Project Cost \$ 5,465,960.00

HISTORY OF PROJECT COST AND APPORTIONMENT

	Fund Code	Proposition	Preliminary Apportionment	Preliminary Apportionment This Action	Authorized This Action	Unfunded Approval This Action
<u>State Share</u>						
Rehab/Charter School Grant	957-540	1D	\$ 2,221,196.40	\$ (2,221,196.40)	\$ 2,486,180.40	\$ 2,486,180.40
Rehab/Charter School Grant	057-540	1D	246,799.60	(246,799.60)	246,799.60	
<u>Charter School Share</u>						
<u>CSFA Lease Amount</u>						
Cash Contribution			2,467,996.00	(2,467,996.00)	2,732,980.00	
Total			\$ 4,935,992.00	\$ (4,935,992.00)	\$ 5,465,960.00	\$ 2,486,180.40*

Funding Source: Proposition 1D Bonds/2006-Nov

Pursuant to the Board's action on March 11, 2009, this application has been approved and placed on the Unfunded List (Lack of AB 55 Loans). This approval does not constitute a guarantee or commitment of future State funding.

The District shall ensure that it is in compliance with all applicable laws, regulations and certifications it made on the program forms.

Based on the Board's action on June 5, 2017, this project is subject to the Grant Agreement submittal pursuant to School Facility Program Regulation Section 1859.90.4.

The District is responsible for ensuring that the project is compliant with Prevailing Wage Monitoring and/or Labor Compliance Program requirements at the time construction contracts are executed and/or construction commenced.

Pursuant to Regulation Section 1859.167.1(a), the base grant for this project was capped by the new construction grant amount as applied to the project capacity using the State loading standard of 27 pupils per 9-12 classroom and the original five classrooms that generated funding when the preliminary apportionment was awarded on April 15, 2015.

*The Charter School previously received \$246,799.60 for advance design costs.

This approval is conditional, pending an updated financial soundness review by the California School Finance Authority (CSFA). If an updated financial soundness review is not approved at the next regularly scheduled CSFA board meeting, the Unfunded Approval will be rescinded.

SCHOOL DISTRICT DATA

Application No: 54/75499-00-004
School District: Tracy Joint Unified

County: San Joaquin
School Name: Millennium Charter

PROJECT DATA

Type of Project: High School
 K-6:
 7-8:
 9-12: 81
 Non-Severe:
 Severe:
 Application Filing Basis: Charter School
 Number of Classrooms: 5
 Master Acres: 27.1
 Existing Acres: 8.45
 Proposed Acres:
 Recommended Acres: 27.1
 Alternative Education School: No
 Addition to Existing Site: No

ADJUSTED GRANT DATA

New Construction Grant	\$	1,329,615.00
Fire Detection Alarm		2,673.00
Multi-Level Constr.	5Crs.	159,554.00
Service Site		347,975.00
Off-Site		30,154.00
Utilities		44,623.00
Urban/Security/Impacted Site		645,938.00
Total State Share (50%)		<u>2,560,532.00</u>
Charter School Share (50%)		<u>2,560,532.00</u>
Total Project Cost	\$	<u>5,121,064.00</u>

PROJECT FINANCING

<u>State Share</u>	
This Project	\$ 2,560,532.00
<u>District Share</u>	
Cash Contribution	2,560,532.00
CSFP Lease Amount	
Total Project Cost	\$ <u>5,121,064.00</u>

HISTORY OF PROJECT COST AND APPORTIONMENT

	Fund Code	Proposition	Preliminary Apportionment	Preliminary Apportionment This Action	Authorized This Action	Unfunded Approval This Action
<u>State Share</u>						
Charter School Grant	957-540	1D	\$ 1,752,495.30	\$ (1,752,495.30)	\$ 2,365,810.30	\$ 2,365,810.30
Charter School Grant	057-540	1D	194,721.70	(194,721.70)	194,721.70	
<u>Charter School Share</u>						
Cash Contribution						
Total			<u>1,947,217.00</u>	<u>(1,947,217.00)</u>	<u>2,560,532.00</u>	<u>2,365,810.30*</u>
			\$ <u>3,894,434.00</u>	\$ <u>(3,894,434.00)</u>	\$ <u>5,121,064.00</u>	\$ <u>2,365,810.30*</u>

Funding Sources: Proposition 1D Bonds/2006-Nov.

Pursuant to the Board's action on March 11, 2009, this application has been approved and placed on the Unfunded List (Lack of AB 55 Loans). This approval does not constitute a guarantee or commitment of future State funding.

The Applicant shall ensure that it is in compliance with all applicable laws, regulations and certifications it made on the program forms.

Based on the Board's action on June 5, 2017, this project is subject to the Grant Agreement submittal pursuant to School Facility Program Regulation Section 1859.90.4.

The Applicant is responsible for ensuring that the project is compliant with Prevailing Wage Monitoring and/or Labor Compliance Program requirements at the time construction contracts are executed and/or construction commenced.

*The Applicant previously received \$194,721.70 for advance design costs.

This approval is conditional, pending an updated financial soundness review by the California School Finance Authority (CSFA). If an updated financial soundness review is not approved at the next regularly scheduled CSFA board meeting, the Unfunded Approval will be rescinded.

SCHOOL DISTRICT DATA

Application No: 54/68023-00-002
School District: Chula Vista Elementary

County: San Diego
Charter School: Leonardo Da Vinci Health Sciences Charter
School Name: Leonardo Da Vinci Health Sciences Charter

PROJECT DATA

Type of Project: Elementary School
K-6:
7-8:
9-12:
Non-Severe:
Severe:

Non-toilet sq. ft.: 13,911
Toilet sq. ft.:

Application Filing Basis: District
Number of Classrooms: 15
Master Acres:
Existing Acres: 3.9
Proposed Acres:
Recommended Acres: 5.4
Alternative Education School: No
Addition to Existing Site: Yes

PROJECT FINANCING

State Share
This Project \$ 2,865,666.00
District Share
Cash Contribution 2,865,666.00
CSFA Lease Amount 0.00
Total Project Cost \$ 5,731,332.00

ADJUSTED GRANT DATA

New Construction Grant \$ 2,782,200.00
Accessibility/Fire Code Req. 83,466.00
Total State Share (50%) 2,865,666.00
CSFA Lease Amount 0.00
District Cash Contribution 2,865,666.00
Total Project Cost \$ 5,731,332.00

HISTORY OF PROJECT COST AND APPORTIONMENT

	Fund Code	Proposition	Preliminary Apportionment	Preliminary Apportionment This Action	Authorized This Action	Unfunded Approval This Action
State Share						
Rehab/Charter School Grant	951-540	51	\$ 2,986,692.00	\$ (2,986,692.00)	\$ 2,865,666.00	\$ 2,865,666.00
District Share						
CSFA Lease Amount						
Cash Contribution			2,986,692.00	(2,986,692.00)	2,865,666.00	
Total			\$ 5,973,384.00	\$ (5,973,384.00)	\$ 5,731,332.00	\$ 2,865,666.00

Funding Source: Proposition 51 Bonds/2016-Nov

Pursuant to the Board's action on March 11, 2009, this application has been approved and placed on the Unfunded List (Lack of AB 55 Loans). This approval does not constitute a guarantee or commitment of future State funding.

The District shall ensure that it is in compliance with all applicable laws, regulations and certifications it made on the program forms.

Based on the Board's action on June 5, 2017, this project is subject to the Grant Agreement submittal pursuant to School Facility Program Regulation Section 1859.90.4.

The District is responsible for ensuring that the project is compliant with Prevailing Wage Monitoring and/or Labor Compliance Program requirements at the time construction contracts are executed and/or construction commenced.

SCHOOL DISTRICT DATA

Application No: 51/75028-00-002
 School District: Mountain Valley Unified

County: Trinity
 School Name: Hayfork High

PROJECT DATA

Type of Project: High School
 K-6:
 7-8:
 9-12:
 Non-Severe:
 Severe:
 Application Filing Basis: District Wide
 Number of Classrooms:
 Master Acres:
 Existing Acres: 32.7
 Proposed Acres:
 Recommended Acres: 21.2
 Facility Hardship (a): Yes
 Financial Hardship Requested: Yes
 Alternative Education School: No
 Addition to Existing Site: Yes

ADJUSTED GRANT DATA

Project Assistance	\$	7,460.00
Service Site		2,589,422.00
Off-Site		41,853.00
Utilities		2,227,818.00
Fac. Hardship Toilet	1011 Sq. Ft.	362,949.00
Fac. Hardship Other	20338 Sq. Ft.	4,067,600.00
Geographic Index Factor	15 %	664,582.00
Total State Share (50%)		9,961,684.00
District Share (50%)		9,961,684.00
Total Project Cost	\$	<u><u>19,923,368.00</u></u>

PROJECT FINANCING

State Share
 This Project \$ 9,961,684.00
District Share
 Cash Contribution
 Financial Hardship 9,961,684.00
 Total Project Cost \$ 19,923,368.00

HISTORY OF PROJECT COST AND APPORTIONMENT

	Fund Code	Proposition	Previously Authorized	Authorized This Action	State Apportionment This Action
<u>State Share</u>					
New Construction/Add. Grant	051-500	51	\$ 9,705,336.00	\$ 256,348.00	\$ 256,348.00
<u>District Share</u>					
Cash Contribution					
Financial Hardship	051-500	51	9,705,336.00	256,348.00	256,348.00
Total			\$ <u>19,410,672.00</u>	\$ <u>512,696.00</u>	\$ <u>512,696.00</u>

Funding Source: Proposition 51 Bonds/2016-Nov.

The District is required to submit a valid Fund Release Authorization (Form SAB 50-05) within 18 months of the date of the apportionment; otherwise, the apportionment will be rescinded without further board action.

Provide that the State portion of any and all project savings realized from the funding of this Facility Hardship Program project must be returned to the State.

The District shall ensure that it is in compliance with all applicable laws, regulations and certifications it made on the program forms.

Based on the Board's action on June 5, 2017, this project is subject to the Grant Agreement submittal pursuant to School Facility Program Regulation Section 1859.90.4.

The District is responsible for ensuring that the project is compliant with Prevailing Wage Monitoring and/or Labor Compliance Program requirements at the time construction contracts are executed and/or construction commenced.

The District qualifies for financial hardship pursuant to SFP Regulation Section 1859.81(c)(4). The District has demonstrated it is financially unable to provide all or a part of the matching funds and is levying the developer fees or equal alternative revenue source justified by law. The District qualifies for financial hardship using "other evidence of reasonable effort as approved by the SAB" on May 23, 2018.

The project is being adjusted for the current year Construction Cost Index adjustment.

SCHOOL DISTRICT DATA

Application No: 57/62380-00-001 County: Fresno
 School District: Raisin City Elementary School Name: Raisin City Elementary

PROJECT DATA

Type of Project:	Elementary School	Application Filing Basis:	Site Specific
Pupils Assigned Under 50 Yrs:	K-6: 36	Pupils Assigned Over 50 Yrs:	K-6: 114
	7-8: 27		7-8: 0
	9-12:		9-12:
Non-Severe:		Non-Severe:	
Severe:		Severe:	
Financial Hardship Requested:	Yes	Recommended Acres:	10.1
Alternative Education School:	No	Existing Acres:	8.12

ADJUSTED GRANT DATA

Modernization Grant - Under 50 Yrs	\$ 284,310.00
Modernization Grant - Over 50 Yrs	697,566.00
Project Assistance	3,772.00
Fire Detection Alarm	25,311.00
Small Size Project	39,275.00
Site Development	139,513.00
Accessibility/Fire Code Req.	493,183.00
Total State Share (60%)	1,682,930.00
District Share (40%)	1,121,954.00
Total Project Cost	<u>\$ 2,804,884.00</u>

PROJECT FINANCING

<u>State Share</u>	
This Project	\$ 1,682,930.00
<u>District Share</u>	
Cash Contribution	37,219.00
Financial Hardship	1,084,735.00
Total Project Cost	<u>\$ 2,804,884.00</u>

HISTORY OF PROJECT COST AND APPORTIONMENT

	Fund Code	Proposition	Previously Authorized	Authorized This Action	Unfunded Approval This Action
<u>State Share</u>					
Modernization/Additional Grant	057-570	1D	\$ 92,942.00		
Modernization/Additional Grant	951-570	51	1,126,261.00	\$ 463,727.00	\$ 463,727.00
<u>District Share</u>					
Cash Contribution			37,219.00		
Financial Hardship	057-570	1D	60,275.00		
Financial Hardship	951-570	51	715,308.00	309,152.00	309,152.00
Total			<u>\$ 2,032,005.00</u>	<u>\$ 772,879.00</u>	<u>\$ 772,879.00</u>

Funding Sources: Proposition 1D Bonds/2006-Nov.; Proposition 51 Bonds/2016-Nov.

Pursuant to the Board's action on March 11, 2009, this application has been approved and placed on the Unfunded List (Lack of AB 55 Loans). This approval does not constitute a guarantee or commitment of future State funding.

Amounts shown for financial hardship assistance are subject to adjustment as a result of a review of the District's financial records pursuant to Regulation Section 1859.81(a) at the time of apportionment.

The District shall ensure that it is in compliance with all applicable laws, regulations and certifications it made on the program forms.

Based on the Board's action on June 5, 2017, this project is subject to the Grant Agreement submittal pursuant to School Facility Program Regulation Section 1859.90.4.

The District is responsible for ensuring that the project is compliant with Prevailing Wage Monitoring and/or Labor Compliance Program requirements at the time construction contracts are executed and/or construction commenced.

The District qualifies for financial hardship pursuant to SFP Regulation Section 1859.81(c)(4). The District has demonstrated it is financially unable to provide all or a part of the matching funds and is levying the developer fees or equal alternative revenue source justified by law. The District's total bonding capacity (as of December 31, 2017) is \$5 million or less.

Errors and Omissions: Staff is recommending an increase to the previously approved item dated April 25, 2018 for the Excessive Cost Hardship grant for Accessibility and Fire Code.

SCHOOL DISTRICT DATA

Application Number:.....50/67033-00-024 School District:.....Corona-Norco Unified
 County:.....Riverside School Name:.....Augustine Ramirez Intermediate
 Financial Hardship.....No

PURPOSE OF REPORT

To recommend accounting revisions to close out a completed project.

DESCRIPTION

A review of expenditures reported by the District has been made and the revisions indicated are necessary to close out this completed project. The District incurred additional eligible expenditures per SFP Regulation Sections 1859.74 and 1859.106 and may receive additional Department of Toxic Substances Control (DTSC) funding in the amount of \$730.58. The District was also over-funded for hazardous waste removal in the amount of \$500,923.17. The District has concurred with the findings and agrees to return the State funds in the amount of \$250,096.30.

Detail of Final Cost & Financing

Budget Item	Currently Approved	Required Change	Revised Approval
SFP New Construction	\$ 12,200,094.00	\$ 0.00	\$ 12,200,094.00
SFP Site Acquisition	3,929,750.00	0.00	3,929,750.00
SFP Site Other	157,190.00	0.00	157,190.00
SFP Service Site	1,903,871.00	0.00	1,903,871.00
SFP General Site	1,088,551.00	0.00	1,088,551.00
SFP Offsite	881,609.00	0.00	881,609.00
SFP Utilities	35,398.00	0.00	35,398.00
SFP Site DTSC Fee	6,397.00	365.29	6,762.29
SFP Site Hazardous Removal	272,232.00	(250,461.59)	21,770.41
SFP Fire Detection Alarm	18,501.00	0.00	18,501.00
SFP Fire Sprinklers	230,997.00	0.00	230,997.00
SFP Labor Compliance Program	77,708.00	0.00	77,708.00
Total State Apportionment	\$ 20,802,298.00	\$ (250,096.30)	\$ 20,552,201.70
Financing			
District Contribution	\$ 20,802,298.00	\$ (250,096.29)	\$ 20,552,201.71
State (SFP)	20,802,298.00	(250,096.30)	20,552,201.70
Total Project Costs	\$ 41,604,596.00	\$ (500,192.59)	\$ 41,104,403.41

RECOMMENDATIONS

1. Approve a decrease of \$500,192.59 in the total project cost from \$41,604,596.00 to \$41,104,403.41.
2. Approve a decrease of \$250,096.29 in the District Contribution from \$20,802,298.00 to \$20,552,201.71.
3. Approve a decrease of \$250,096.30 in the State Apportionment [Bonds/2004-Mar.; 055-500] from \$20,802,298.00 to \$20,552,201.70.
4. Require the District to return State funds in the amount of \$250,096.30.

REPORT OF THE EXECUTIVE OFFICER
State Allocation Board Meeting, February 27, 2019

SCHOOL FACILITY PROGRAM
SUBSTANTIAL PROGRESS REDUCTION TO COSTS INCURRED

PURPOSE OF REPORT

To present School Facility Program (SFP) project apportionment to be reduced to eligible costs incurred.

DESCRIPTION

The SFP project listed on the Attachment received a separate design grant. The District has either requested to have their project reduced to costs incurred or has not met the substantial progress requirement or has indicated that they will be unable to move forward with the SFP project listed on the Attachment. The District has requested that their apportionment be reduced to costs incurred to recognize eligible costs for the separate design.

AUTHORITY

Pursuant to Education Code Section 17076.10(b), sufficient evidence of substantial progress for the design, site and adjusted grant apportionments shall be due 18 months from the date any funds were released to the district. The SFP Regulation Section 1859.105 requires that when an apportionment is reduced to project costs incurred or rescinded, all State funds not used to finance eligible expenditures are to be returned to the State Allocation Board (SAB). The SFP Regulations also stipulate that interest earned on State funds, which is not used to finance eligible expenditures, is due to the SAB.

RECOMMENDATIONS

1. Find that the District is unable to meet the substantial progress requirements or indicated that they will be unable to move forward with the project listed on the Attachment.
2. Reduce the funded apportionment to costs incurred for the project listed on the Attachment.
3. Direct Staff to adjust the District baseline eligibility, according to the increases (identified in the "Pupils Returned to the District's Baseline" column) on the Attachment.
4. Recognize the District has returned State funds in the amount of \$1,097,083.51.

**ATTACHMENT
SCHOOL FACILITY PROGRAM
SUBSTANTIAL PROGRESS REDUCTION TO COSTS INCURRED
State Allocation Board Meeting, February 27, 2019**

		Pupil Grant Adjustments			Grant Adjustments				
		Original Pupils Assigned to Apportionment		Pupils Returned to the District's Baseline					
District/ County/ Application Number		Type of Pupils	Number of Pupils	Number of Pupils	State Contribution	Financial Hardship Contribution	Interest	Amount of Eligible Expenditures	Reduction in Apportionment
Design Grant	Compton Unified School District ^A Los Angeles 50/73437-03-025	K-6	800	787	\$438,400.00	\$438,400.00	\$360,286.91	\$140,003.40	\$1,097,083.51
	TOTAL:								\$1,097,083.51

A The original apportionment plus interest for this project was \$1,237,086.91. The District has returned \$1,097,083.51 which is the Reduction in Apportionment amount. Therefore, the balance due to the State is \$0.

Unused Sites Program

REPORT OF THE EXECUTIVE OFFICER
State Allocation Board Meeting, February 27, 2019

UNUSED SITES

EXHIBIT/APPL. NO. 92/61648-00-00

Antioch Unified School District – Contra Costa County

PURPOSE OF REPORT

To present the District's request for the State Allocation Board (Board) to adjust the Fiscal Year (FY) 2017/2018 unused site assessment fee.

DESCRIPTION

The District was assessed an unused site fee of \$47,628 for the FY 2017/2018 at the December 2018 Board meeting that is scheduled to be deducted from the District's State School Fund Apportionment during the months of February through May 2019. It was recently reported that the Moller Ranch Site should have been reported as "Sold". Therefore, the District is entitled to an adjustment of \$13,186 for the FY 2017/2018 and should only be charged \$34,442. This item is to correct the December 11, 2018 action.

<u>Site</u>	<u>Year</u>	<u>Adjustment Amount</u>	<u>Recommendation</u>
Moller Ranch Site	2017/2018	(\$13,186)	Adjust Amount

AUTHORITY

Pursuant to Education Code (EC) Section 17223(a), "Whenever a school district has either begun to use an unused site or has sold that site within two years of the date the Controller, pursuant to Section 17222, has deducted a certified nonuse payment from the district's State School Fund apportionment, the State Allocation Board shall certify that fact to the Controller. The Controller shall then cease to withhold any additional payments and shall return to the district from the State School Site Utilization Fund the payments, without interest, which had been withheld for the particular site during the prior fiscal year"

BACKGROUND

As required by law, all school districts are required to report any unused school sites to the Board annually. The school districts self-certify requests for waivers and reduction of fees based on certain criteria outlined in EC Section 17219. EC Section 17223(a) allows for districts to receive a refund for sites that a district has begun to use or has sold during the previous fiscal year.

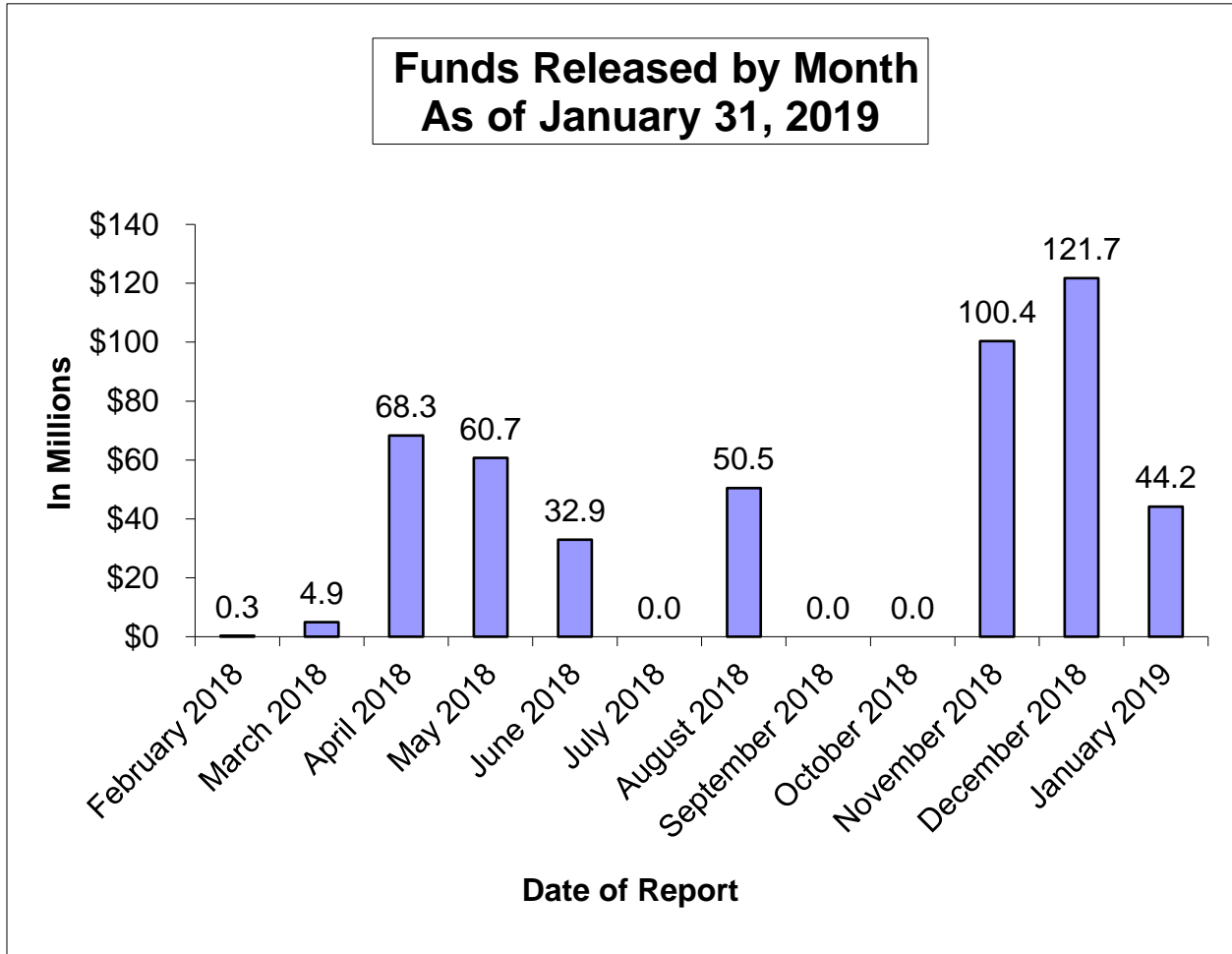
STAFF ANALYSIS/STATEMENT

The District has provided documentation to support its request.

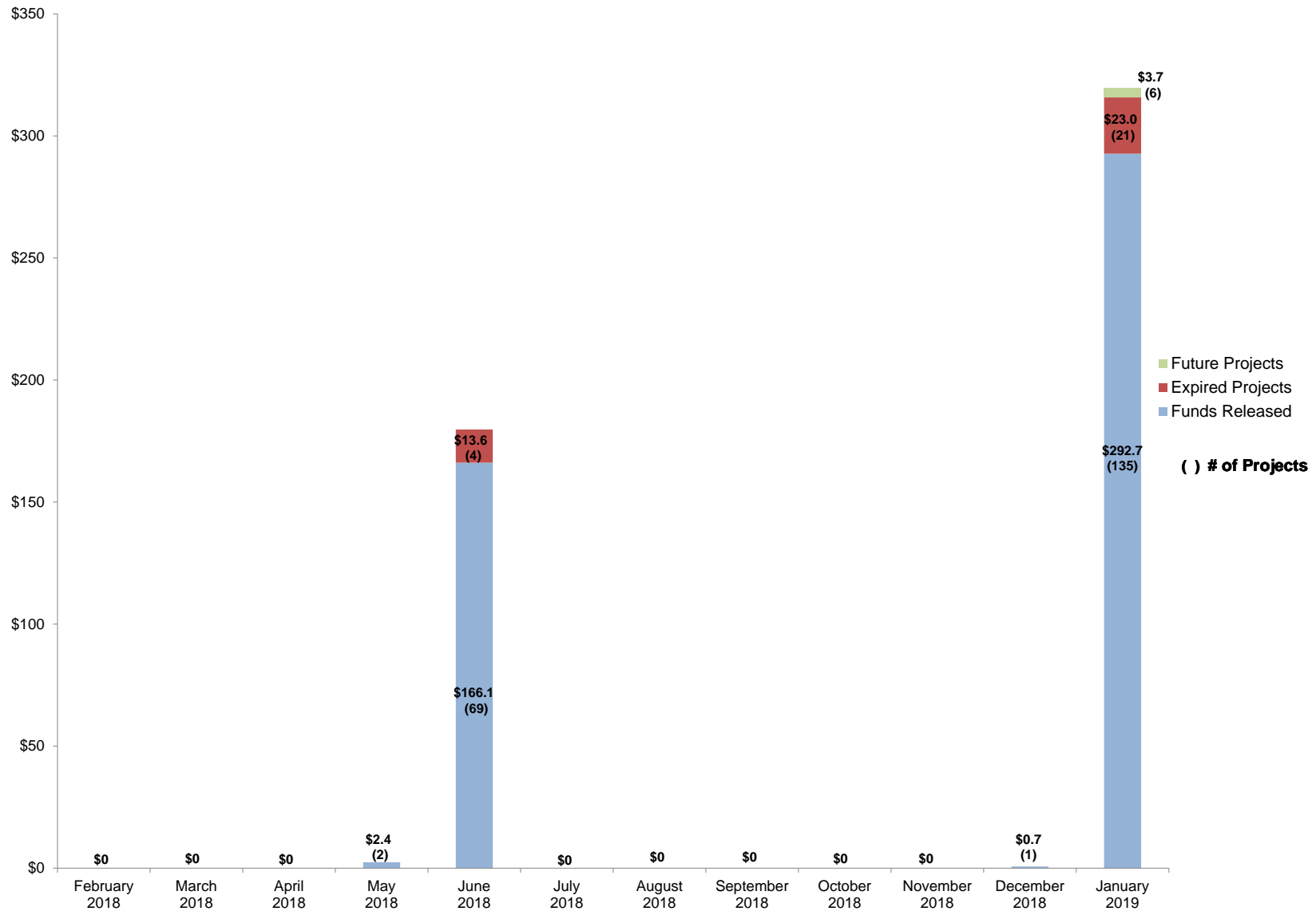
RECOMMENDATION

Approve the District's request for a reduction for the 2017/2018 FY unused site assessment fee in the amount of \$13,186 and notify the State Controller's Office to adjust the unused site assessment fee.

STATUS OF FUND RELEASES



**Status of School Facility Program Apportionments Set to Expire
due to Time Limit on Fund Release, as of January 23, 2019 SAB
(in millions of dollars)**



*There are 5 projects (51/62901-00-006, 51/62901-00-010, 51/62901-00-012, 50/62901-00-013, and 51/62901-00-014) for \$23.7 million that were apportioned at the 12/6/2017 SAB; the TLOFR date is 6/6/2019.

*There is 1 project (59/72694-00-001) for \$1.5 million that was apportioned at the 10/24/2018 SAB; The TLOFR date is 02/26/2019

*There is 1 project (55/68841-00-001) for \$1.2 million that was apportioned at the 10/24/2018 SAB; The TLOFR date is 04/25/2019

*There is 1 project (51/71662-00-001) for \$12.8 million that was apportioned at the 04/25/2018 SAB; the TLOFR date is 09/25/2019

*There are 3 projects for \$32.7 million that were apportioned at the 10/24/2018 SAB; the TLOFR date is 5/2/2019

*There is 1 project (51/75028-00-001) for \$10.3 million that was apportioned at the 05/23/2018 SAB; the TLOFR date is 10/23/2019

*There are 41 projects for \$79.3 million that were apportioned at the 10/24/2018 SAB; the TLOFR date is 10/24/2019

*There is 1 project (51/63610-00-002) for \$2.4 million that was apportioned at the 08/15/2018 SAB; The TLOFR date is 02/15/2020

*There are 2 projects (51/75028-00-001 and 51/75028-00-002) for \$17.9 million that were apportioned at the 1/23/2019 SAB; The TLOFR date is 07/23/2019

These projects will be added to the TLOFR chart at a later date.

SCHOOL FACILITY PROGRAM

Available Funds (in Millions) As of February 27, 2019

Program	Original Bond Allocation	Remaining Bond Authority as of January 23, 2019	Estimated Approvals for February 27, 2019	Special Items/PIF	Remaining Bond Authority as of February 27, 2019 (excludes Unfunded Approvals)	Accumulated Unfunded Approvals as of January 23, 2019	Estimated Unfunded Approvals for February 27, 2019	Special Items/PIF	Remaining Bond Authority as of February 27, 2019 (includes Unfunded Approvals)
Prop. 51 - \$7 Billion - November 2016									
New Construction	\$3,000.0	\$2,570.7	-\$0.5		\$2,570.2	-\$99.5	-\$60.0		\$2,410.7
Modernization	3,000.0	2,632.3			2,632.3	-77.7	-46.9		2,507.7
Career Technical Education	500.0	390.3			390.3	-13.7			376.6
Charter School	500.0	444.7			444.7	-437.1	0.1		7.7
SUBTOTAL	\$7,000.0	\$6,038.0	-\$0.5	\$0.0	\$6,037.5^A	-\$628.0	-\$106.8	\$0.0	\$5,302.7

Prop. 1D - \$7.3 Billion - November 2006									
New Construction	\$1,900.0	\$10.9			\$10.9	-\$7.6			\$3.3
Seismic Repair		4.2			4.2	-3.9			0.3
Modernization	3,300.0	11.3			11.3	-4.9	-\$0.5		5.9
Career Technical Education	500.0	12.0			12.0				12.0 ^F
High Performance Schools	100.0	0.4			0.4				0.4
Overcrowding Relief	1,000.0	9.0			9.0				9.0
Charter School	500.0	151.1			151.1	-128.5	-0.9		21.7 ^F
Joint Use	57.5 ^B	0.0			0.0				0.0
SUBTOTAL	\$7,357.5	\$198.9	\$0.0	\$0.0	\$198.9^A	-\$144.9	-\$1.4	\$0.0	\$52.6

Prop. 55 - \$10 Billion - March 2004									
New Construction	\$4,965.8 ^C	\$3.3 ^D	\$0.2		\$3.5	-\$2.6			\$0.9 ^F
Modernization	2,250.0	0.7			0.7				0.7
Critically Overcrowded Schools	2,440.0	0.0			0.0				0.0
Charter School	300.0	24.9			24.9	-20.2			4.7 ^F
Joint Use	66.7 ^E	0.0			0.0				0.0
SUBTOTAL	\$10,022.5	\$28.9	\$0.2	\$0.0	\$29.1^A	-\$22.8	\$0.0	\$0.0	\$6.3
TOTAL PAGE 1	\$24,380.0	\$6,265.8	-\$0.3	\$0.0	\$6,265.5	-\$795.7	-\$108.2	\$0.0	\$5,361.6

A Balance of bonding authority excludes unfunded approvals.

B The original bond allocation of \$29 million augmented by \$21 million from Prior Bond Funds to Joint Use at the 06/27/07 SAB meeting and \$7.5 million at the 7/23/08 SAB meeting pursuant to Assembly Bill 127, Chapter 35, Statutes of 2006 (Perata/Nunez).

C The original bond allocation of \$4,960,000,000 augmented by \$5,831,911 from Prior Bonds at the 10/6/2010 SAB meeting.

D It includes the transfer of Critically Overcrowded School Facilities Program Funds to New Construction (transfers in Prop. 55 includes: \$268.8 million approved at the 1/25/2006 SAB meeting, \$318.3 million approved at the 9/23/2009 SAB meeting, \$225 million approved at the 8/4/2010 SAB meeting, \$211.7 million approved at the 12/15/2010 SAB meeting, \$145 million at the 4/25/2012 SAB meeting, \$30.4 million after the 3/20/2013 SAB meeting, and \$32,297 after the 3/26/2014 SAB meeting per SFP Regulation Sections 1859.154 (c)).

E Original bond allocation of \$50,000,000 augmented by \$15,547,233 from the State School Building Aid Fund at the 2/28/2007 SAB meeting and by \$1,232,224 from Prior Bonds at the 10/6/2010 SAB meeting.

F Total authority is not available at this time. There are outstanding accounts receivables of \$421,017 for CTE and \$1,775,111 for Charter in Proposition 1D; \$255,319 for New Construction and \$1,891,510 for Charter in Proposition 55.

SCHOOL FACILITY PROGRAM

Available Funds (in Millions) As of February 27, 2019

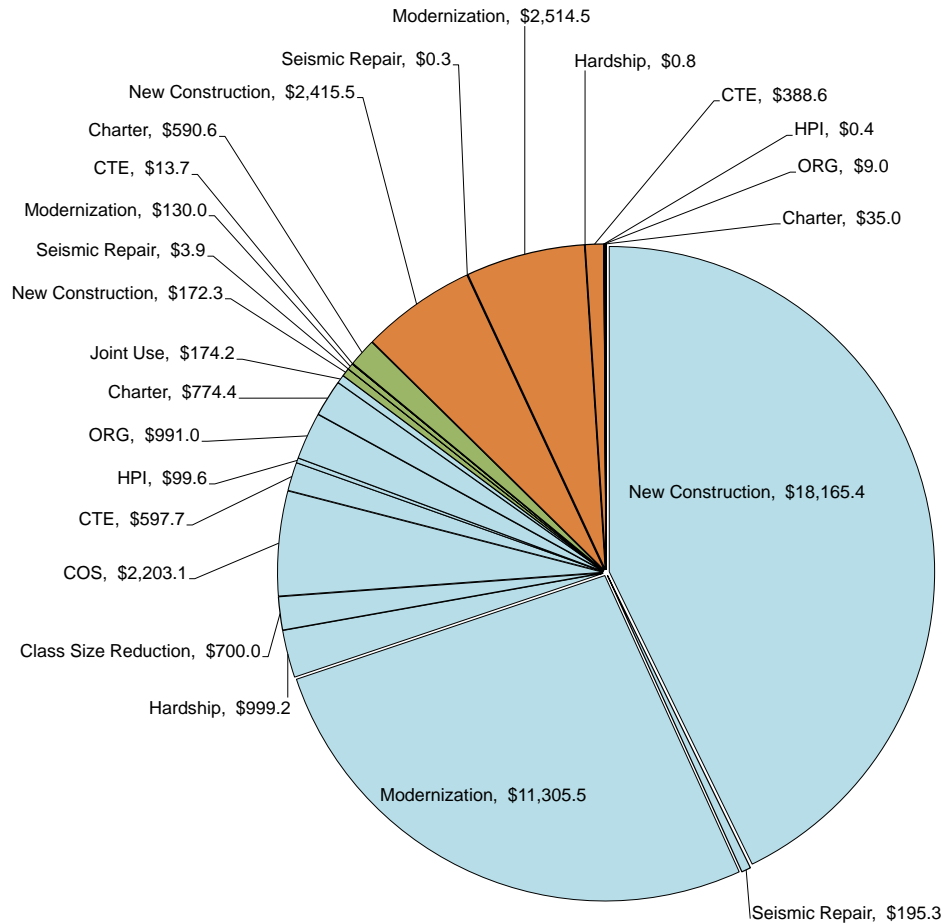
Program	Original Bond Allocation	Remaining Bond Authority as of January 23, 2019	Estimated Approvals for February 27, 2019	Special Items/PIF	Miscellaneous Adjustments for January 23, 2019	Remaining Bond Authority as of February 27, 2019 (excludes Unfunded Approvals)	Accumulated Unfunded Approvals as of January 23, 2019	Estimated Unfunded Approvals for February 27, 2019	Special Items/PIF	Remaining Bond Authority as of February 27, 2019 (includes Unfunded Approvals)
Prop. 47 - \$11.4 Billion - November 2002										
New Construction	\$6,250.0	\$2.7				\$2.7	-\$2.6			\$0.1
Modernization	3,300.0	0.2				0.2				0.2
Critically Overcrowded Schools	1,700.0	0.0				0.0				0.0
Charter School	100.0	4.9				4.9	-4.0			0.9
Joint Use	50.0	0.0				0.0				0.0
SUBTOTAL	\$11,400.0	\$7.8	\$0.0	\$0.0	\$0.0	\$7.8^A	-\$6.6	\$0.0	\$0.0	\$1.2
Prop. 1A - \$6.7 Billion - November 1998										
New Construction	\$2,900.0	\$0.1	\$0.4			\$0.5				\$0.5
Modernization	2,100.0	0.0				0.0				0.0
Hardship	1,000.0	0.4	0.4			0.8				0.8
Class Size Reduction	700.0	0.0				0.0				0.0
SUBTOTAL	\$6,700.0	\$0.5	\$0.8	\$0.0	\$0.0	\$1.3^A	\$0.0	\$0.0	\$0.0	\$1.3
TOTAL PAGE 2	\$18,100.0	\$8.3	\$0.8	\$0.0	\$0.0	\$9.1	-\$6.6	\$0.0	\$0.0	\$2.5
TOTAL FROM PAGE 1	\$24,380.0	\$6,265.8	-\$0.3	\$0.0	\$0.0	\$6,265.5	-\$795.7	-\$108.2	\$0.0	\$5,361.6
GRAND TOTAL	\$42,480.0	\$6,274.1	\$0.5	\$0.0	\$0.0	\$6,274.6	-\$802.3	-\$108.2	\$0.0	\$5,364.1

Full-Day Kindergarten Facilities Grant Program (FDKFGP)

Program	Appropriation	Remaining Authority as of January 23, 2019	Estimated Approvals for February 27, 2019	Miscellaneous Adjustments for January 23, 2019	Remaining Authority as of February 27, 2019
Chapter 32, Statutes 2018 (AB 1808)					
Full-Day Kindergarten	\$100.0	\$97.5			\$97.5
TOTAL	\$100.0	\$97.5	\$0.0	\$0.0	\$97.5

^A Balance of bonding authority excludes unfunded approvals.

Proposition 51, 1D, 55, 47, and 1A Bond Authority - \$42.480 billion (in millions of dollars)



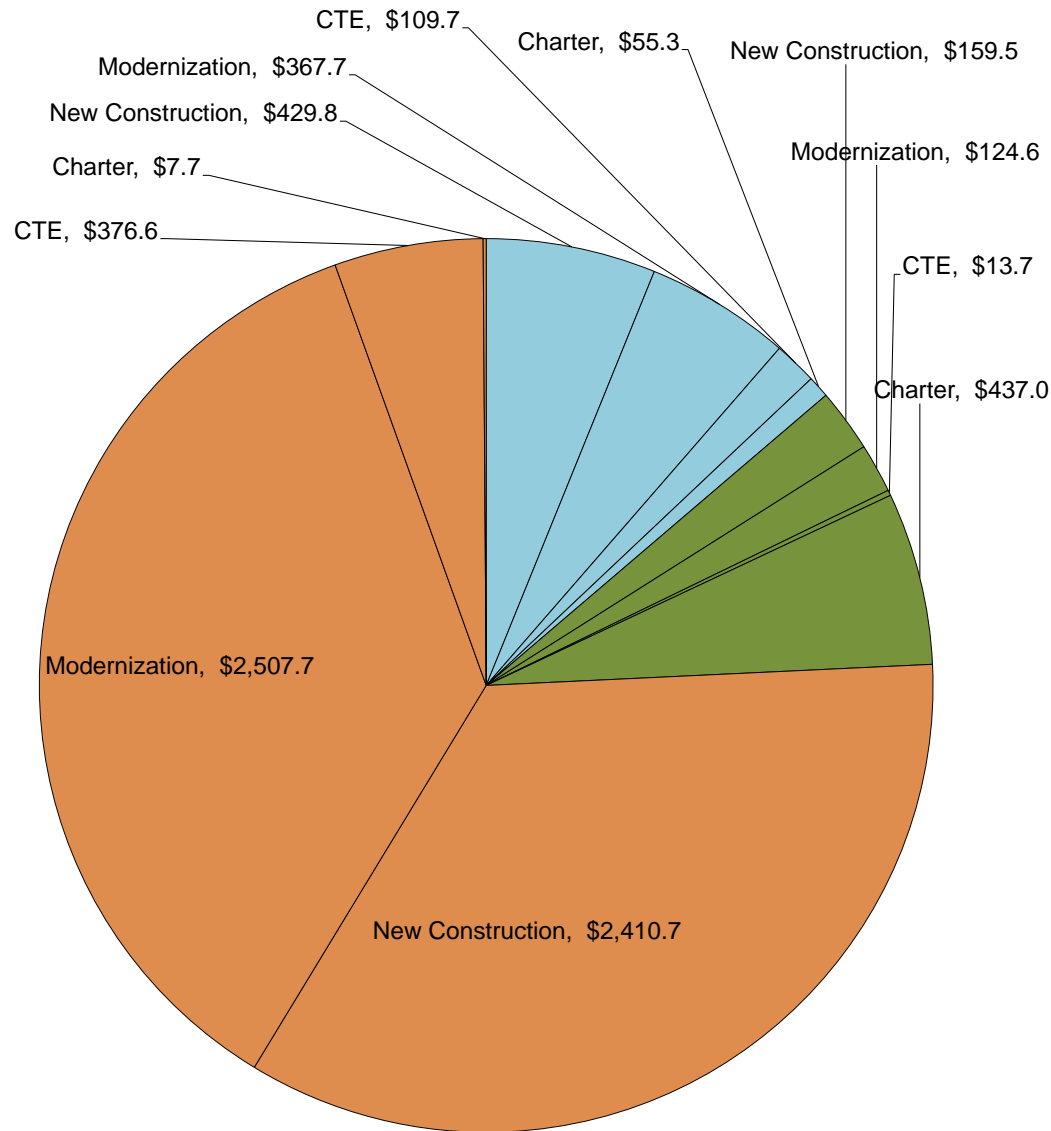
Proposition 51, 1D, 55, 47, and 1A Totals		
New Construction*	\$ 18,165.4	
Seismic Repair	\$ 195.3	
Modernization	\$ 11,305.5	
Hardship	\$ 999.2	
Class Size Reduction	\$ 700.0	
COS	\$ 2,203.1	
CTE	\$ 597.7	
HPI	\$ 99.6	
ORG	\$ 991.0	
Charter	\$ 774.4	
Joint Use	\$ 174.2	
Apportioned	\$ 36,205.4	85.2%
New Construction	\$ 172.3	
Seismic Repair	\$ 3.9	
Modernization	\$ 130.0	
Hardship	\$ -	
Class Size Reduction	\$ -	
COS	\$ -	
CTE	\$ 13.7	
HPI	\$ -	
ORG	\$ -	
Charter	\$ 590.6	
Joint Use	\$ -	
Unfunded Approvals	\$ 910.5	2.1%
New Construction	\$ 2,415.5	
Seismic Repair	\$ 0.3	
Modernization	\$ 2,514.5	
Hardship	\$ 0.8	
Class Size Reduction	\$ -	
COS	\$ -	
CTE	\$ 388.6	
HPI	\$ 0.4	
ORG	\$ 9.0	
Charter	\$ 35.0	
Joint Use	\$ -	
Remaining Bond Authority	\$ 5,364.1	12.6%
Grand Total	\$ 42,480	100.0%

*Includes Energy Efficiency, Small High Schools, Seismic Repair, and the transfer of Critically Overcrowded School Facilities Program Funds to New Construction (\$700 million and \$68.1 million from Prop. 47; \$268.8 million, \$318.3 million, \$225 million, \$211.7 million, \$145 million, and \$30.4 million from Prop. 55). Also, Prop 55 includes \$5.8 million from the Lease Purchase Program on October 6, 2010.

Proposition 51

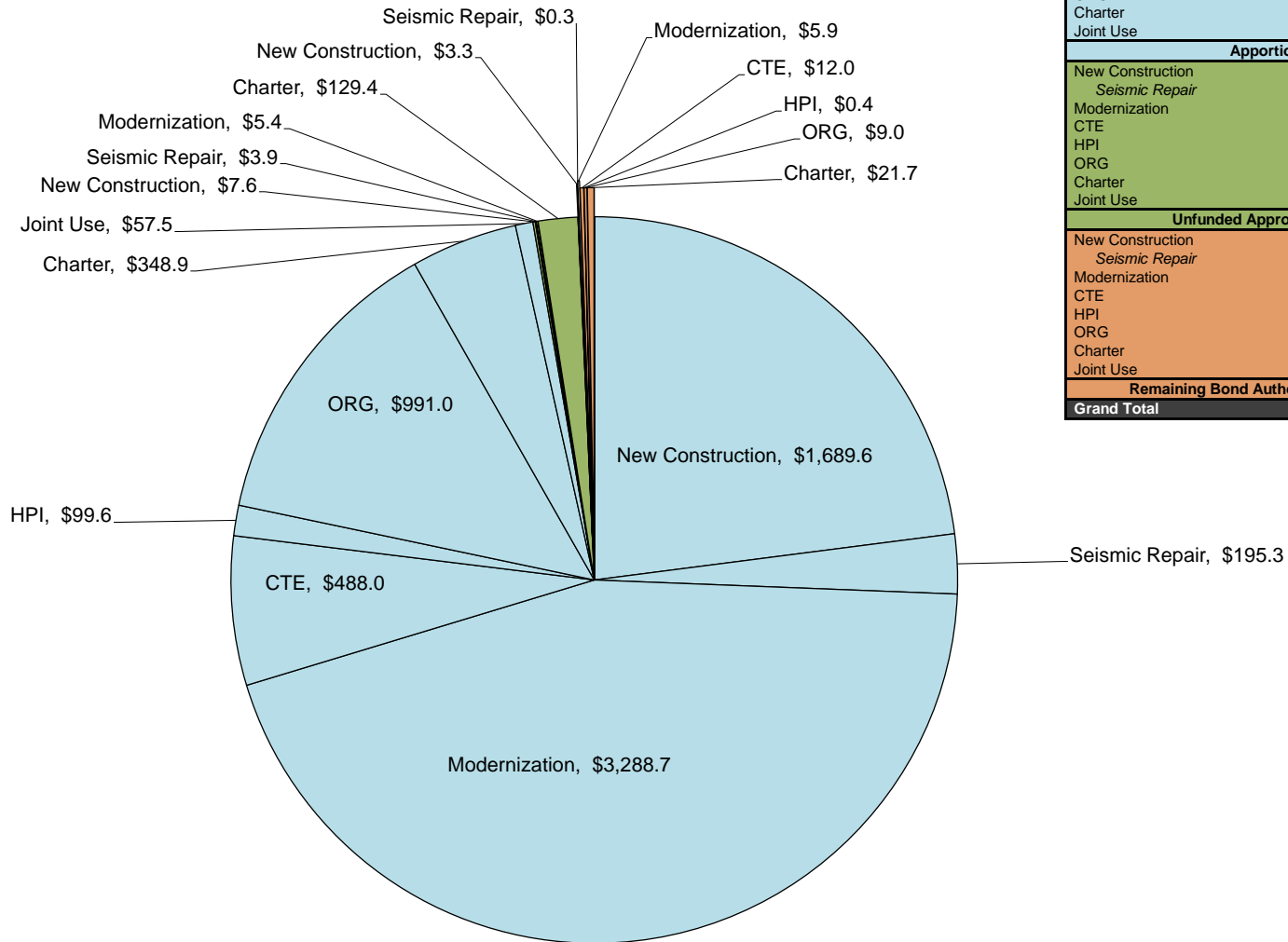
Bond Authority - \$7.000 billion

(in millions of dollars)



Proposition 51 Totals		
New Construction	\$ 429.8	
Modernization	\$ 367.7	
CTE	\$ 109.7	
Charter	\$ 55.3	
Apportioned	\$ 962.5	13.8%
New Construction	\$ 159.5	
Modernization	\$ 124.6	
CTE	\$ 13.7	
Charter	\$ 437.0	
Unfunded Approvals	\$ 734.8	10.5%
New Construction	\$ 2,410.7	
Modernization	\$ 2,507.7	
CTE	\$ 376.6	
Charter	\$ 7.7	
Remaining Bond Authority	\$ 5,302.7	75.8%
Grand Total	\$ 7,000	100.0%

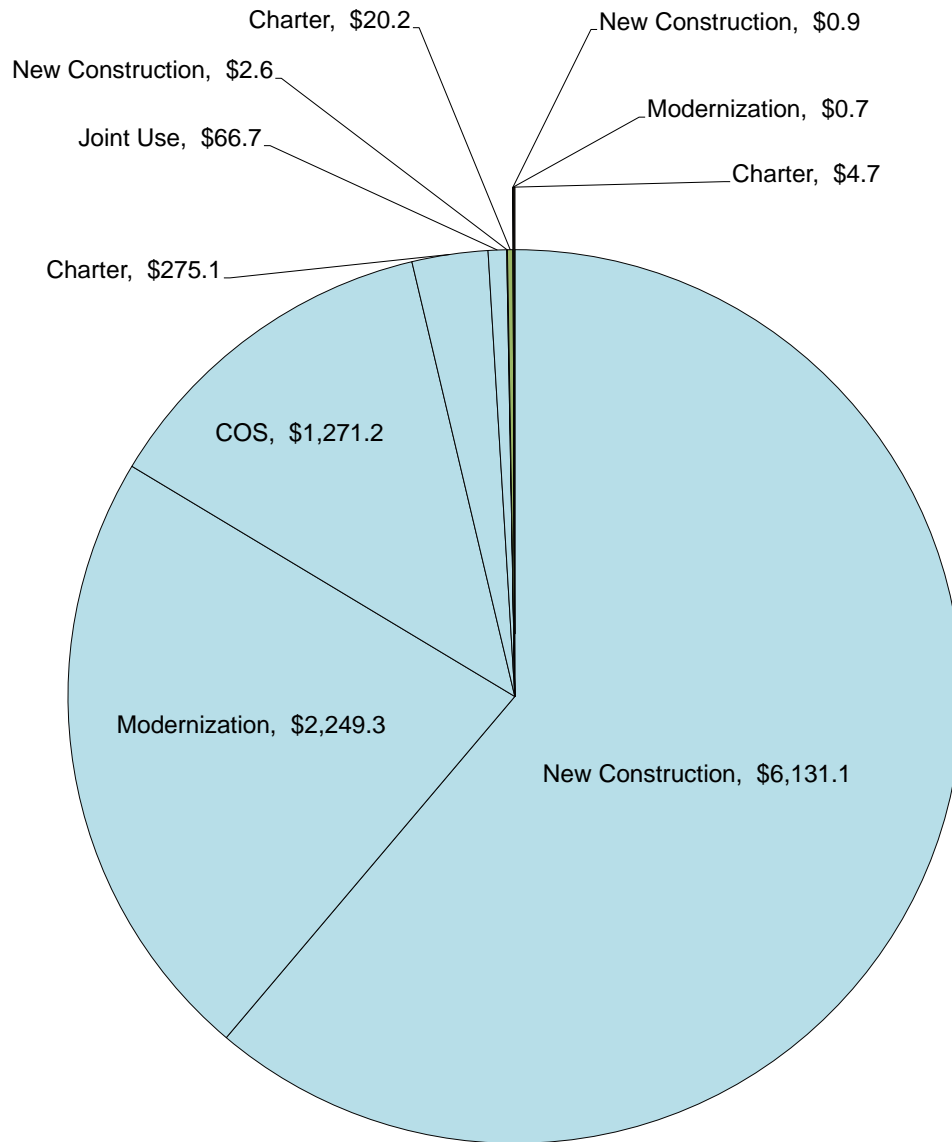
Proposition 1D Bond Authority - \$7.358 billion (in millions of dollars)



Proposition 1D Totals		
New Construction	\$	1,689.6
<i>Seismic Repair</i>	\$	195.3
Modernization	\$	3,288.7
CTE	\$	488.0
HPI	\$	99.6
ORG	\$	991.0
Charter	\$	348.9
Joint Use	\$	57.5
Apportioned	\$	7,158.6
		97.3%
New Construction	\$	7.6
<i>Seismic Repair</i>	\$	3.9
Modernization	\$	5.4
CTE	\$	-
HPI	\$	-
ORG	\$	-
Charter	\$	129.4
Joint Use	\$	-
Unfunded Approvals	\$	146.3
		2.0%
New Construction	\$	3.3
<i>Seismic Repair</i>	\$	0.3
Modernization	\$	5.9
CTE	\$	12.0
HPI	\$	0.4
ORG	\$	9.0
Charter	\$	21.7
Joint Use	\$	-
Remaining Bond Authority	\$	52.6
		0.7%
Grand Total	\$	7,358
		100.0%

Proposition 55 Bond Authority - \$10.023 billion

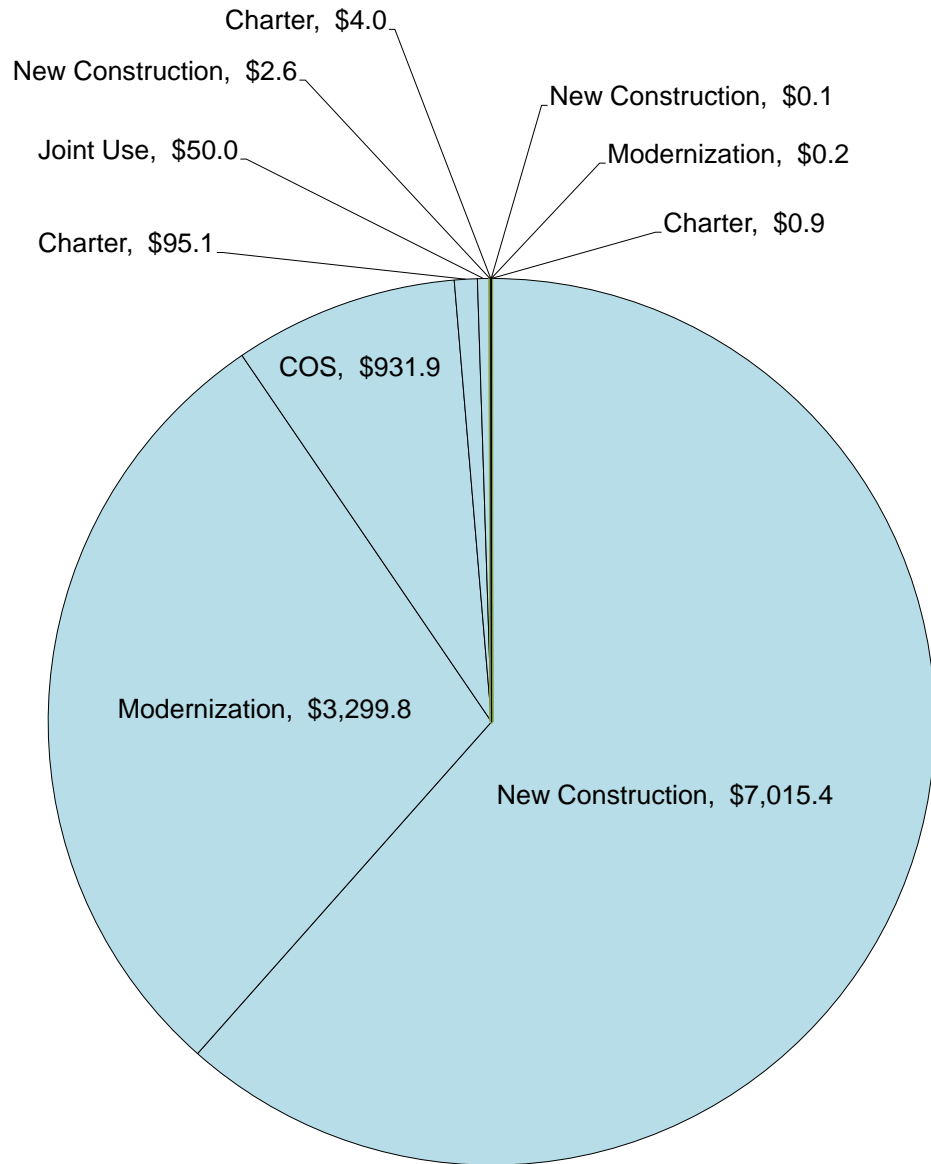
(in millions of dollars)



Proposition 55 Totals		
New Construction	\$ 6,131.1	
Modernization	\$ 2,249.3	
COS	\$ 1,271.2	
Charter	\$ 275.1	
Joint Use	\$ 66.7	
Apportioned	\$ 9,993.4	99.7%
New Construction	\$ 2.6	
Modernization	\$ -	
COS	\$ -	
Charter	\$ 20.2	
Joint Use	\$ -	
Unfunded Approvals	\$ 22.8	0.2%
New Construction	\$ 0.9	
Modernization	\$ 0.7	
COS	\$ -	
Charter	\$ 4.7	
Joint Use	\$ -	
Remaining Bond Authority	\$ 6.3	0.1%
Grand Total	\$ 10,023	100.0%

Proposition 47 Bond Authority - \$11.400 billion

(in millions of dollars)

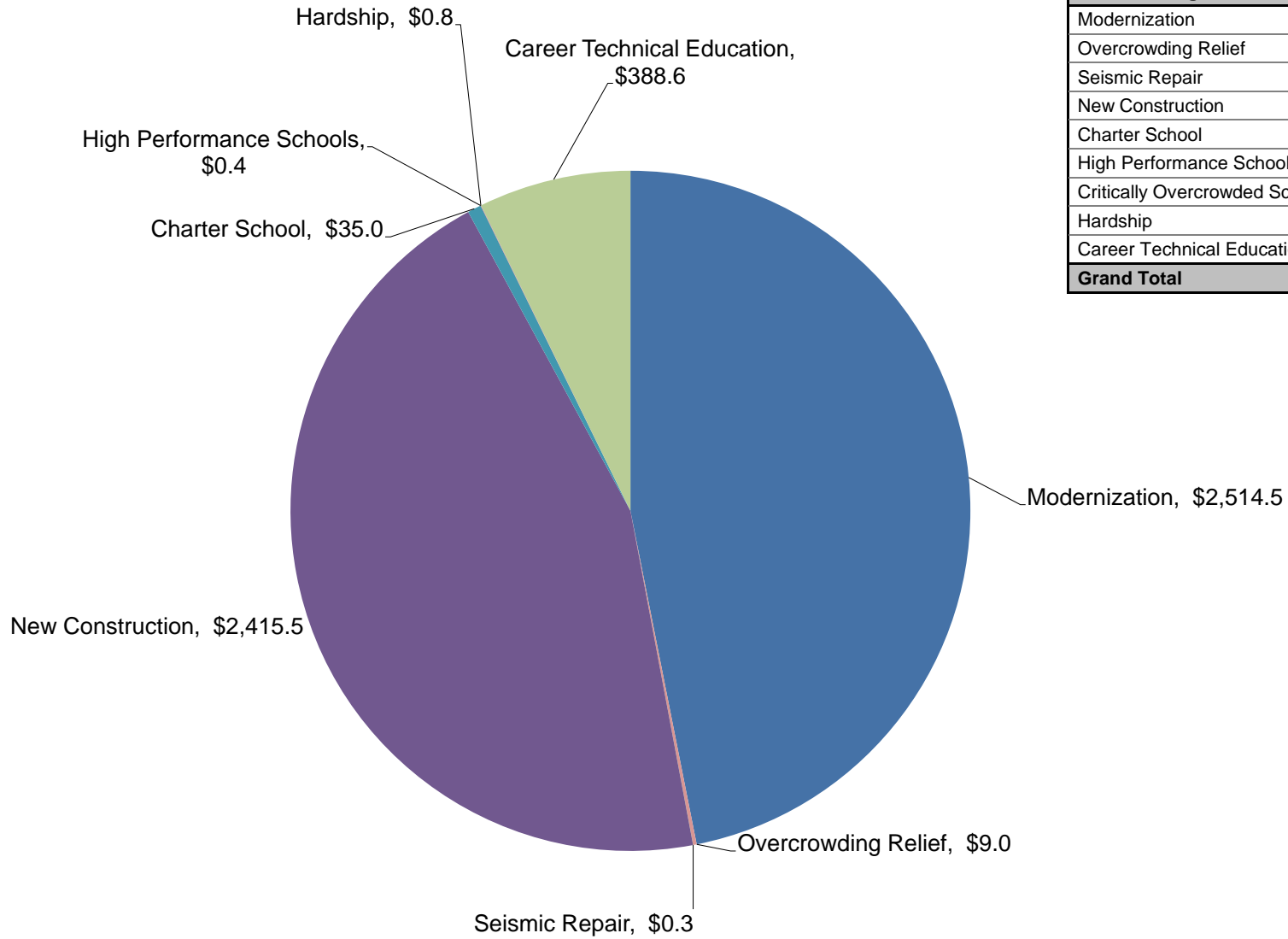


Proposition 47 Totals		
New Construction	\$	7,015.4
Modernization	\$	3,299.8
COS	\$	931.9
Charter	\$	95.1
Joint Use	\$	50.0
Apportioned	\$	11,392.2
		99.9%
New Construction	\$	2.6
Modernization	\$	-
COS	\$	-
Charter	\$	4.0
Joint Use	\$	-
Unfunded Approvals	\$	6.6
		0.1%
New Construction	\$	0.1
Modernization	\$	0.2
COS	\$	-
Charter	\$	0.9
Joint Use	\$	-
Remaining Bond Authority	\$	1.2
		0.0%
Grand Total	\$	11,400
		100.0%

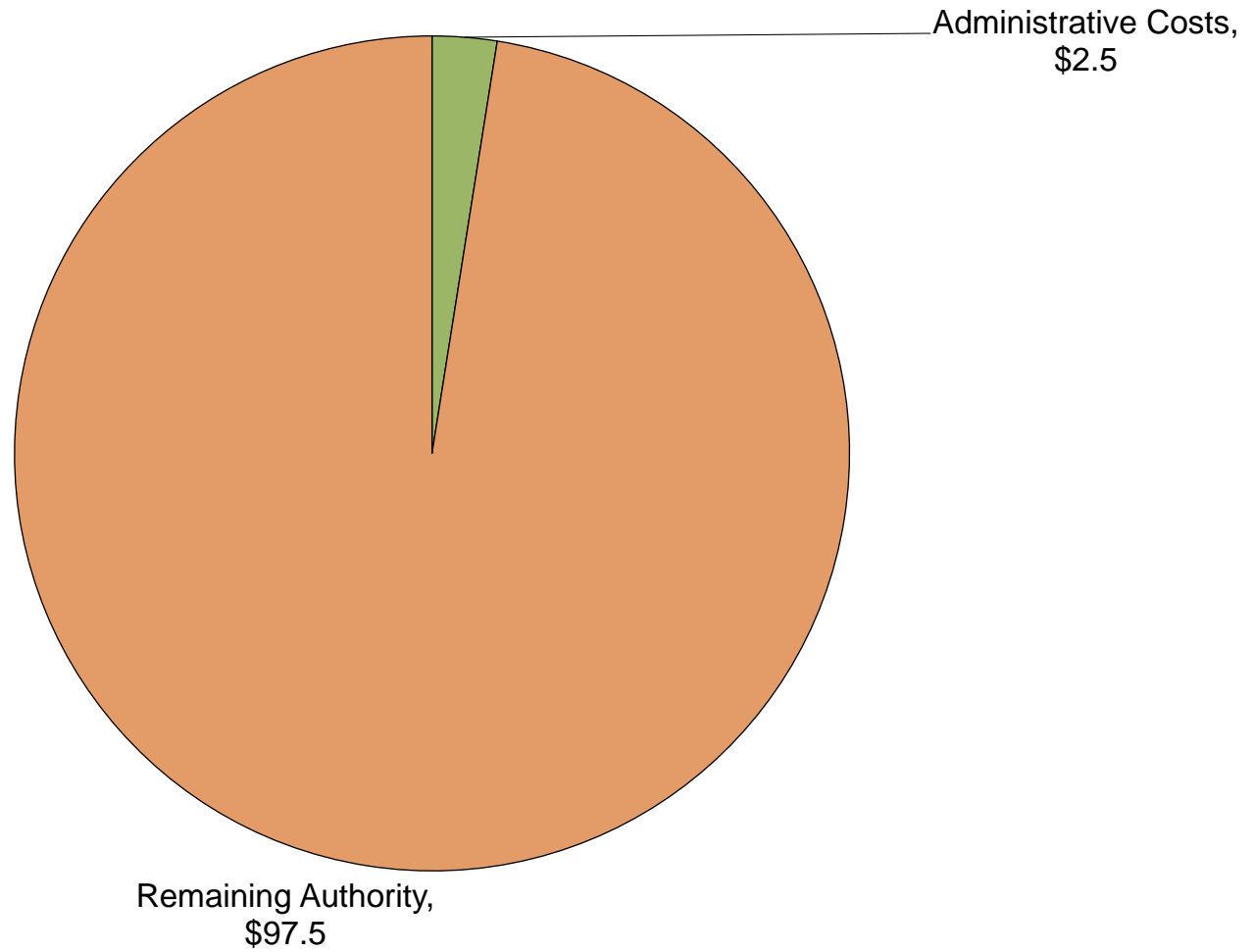
Remaining Bond Authority - \$5,364.1 million

(by program, in millions)
As of February 27, 2019 SAB

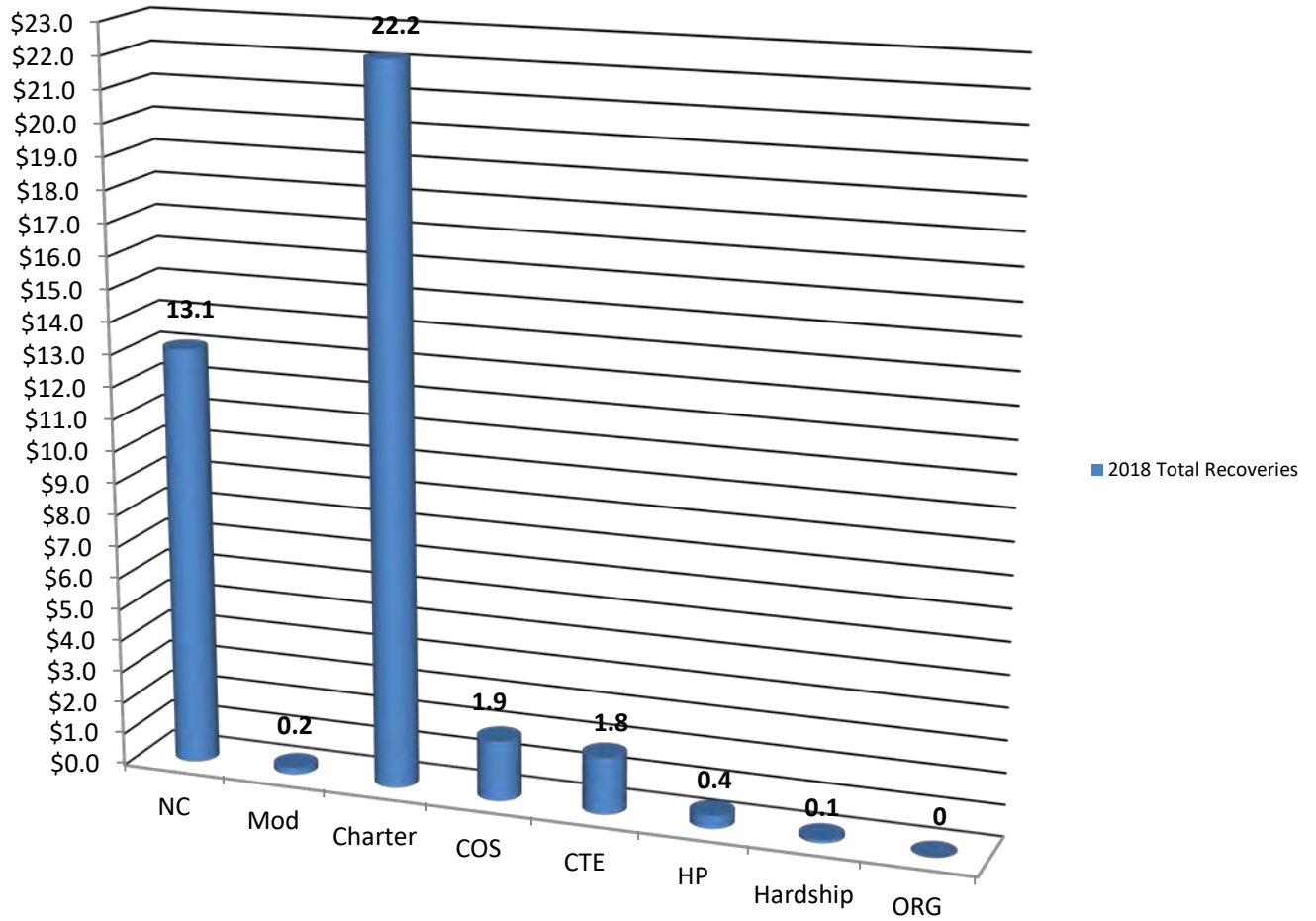
Remaining Bond Authority (in millions)	
Modernization	\$ 2,514.5
Overcrowding Relief	\$ 9.0
Seismic Repair	\$ 0.3
New Construction	\$ 2,415.5
Charter School	\$ 35.0
High Performance Schools	\$ 0.4
Critically Overcrowded Schools	\$ -
Hardship	\$ 0.8
Career Technical Education	\$ 388.6
Grand Total	\$ 5,364.1



Full-Day Kindergarten Facilities Grant Program (FDKFGP) Authority - \$100 million



Fund Recoveries* – 2018
(Totals represented in millions of dollars)

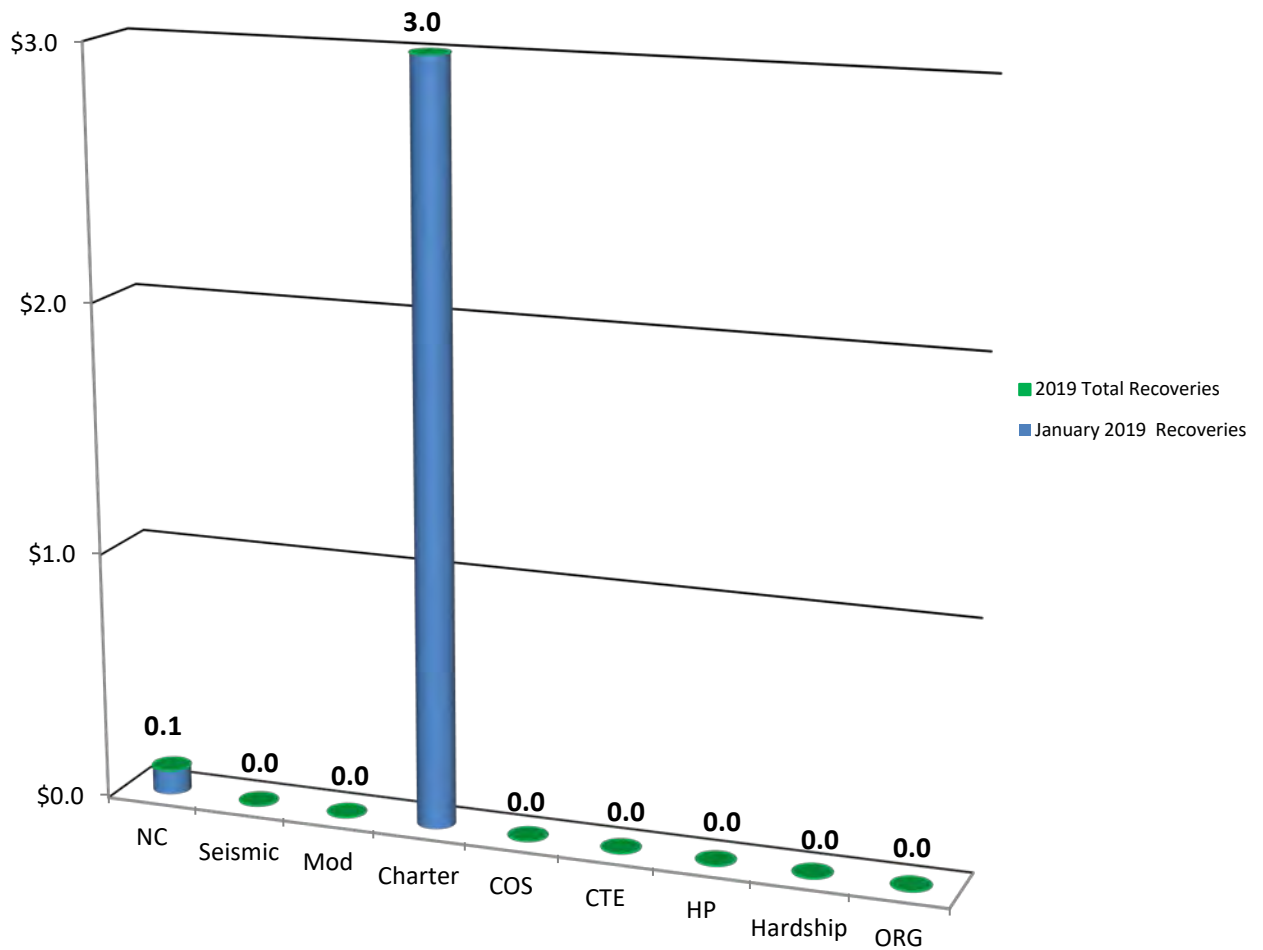


	2018 Totals**
NC	\$13,146,376
Modernization	\$233,753
Charter	\$22,247,096
COS	\$1,926,175
CTE	\$1,826,773
HP	\$358,288
Hardship	\$132,284
ORG	\$0
Total	\$39,870,746

*Includes bond proceeds returned (authority may not be available) to the program through reductions to cost incurred, close-outs, loan repayments, rescissions and special education local plan area transfers.

** 2018 Totals does not reflect any reallocation of authority. For current availability of bond authority, see Status of Funds.

Fund Recoveries* – as of January 31, 2019
(Totals represented in millions of dollars)



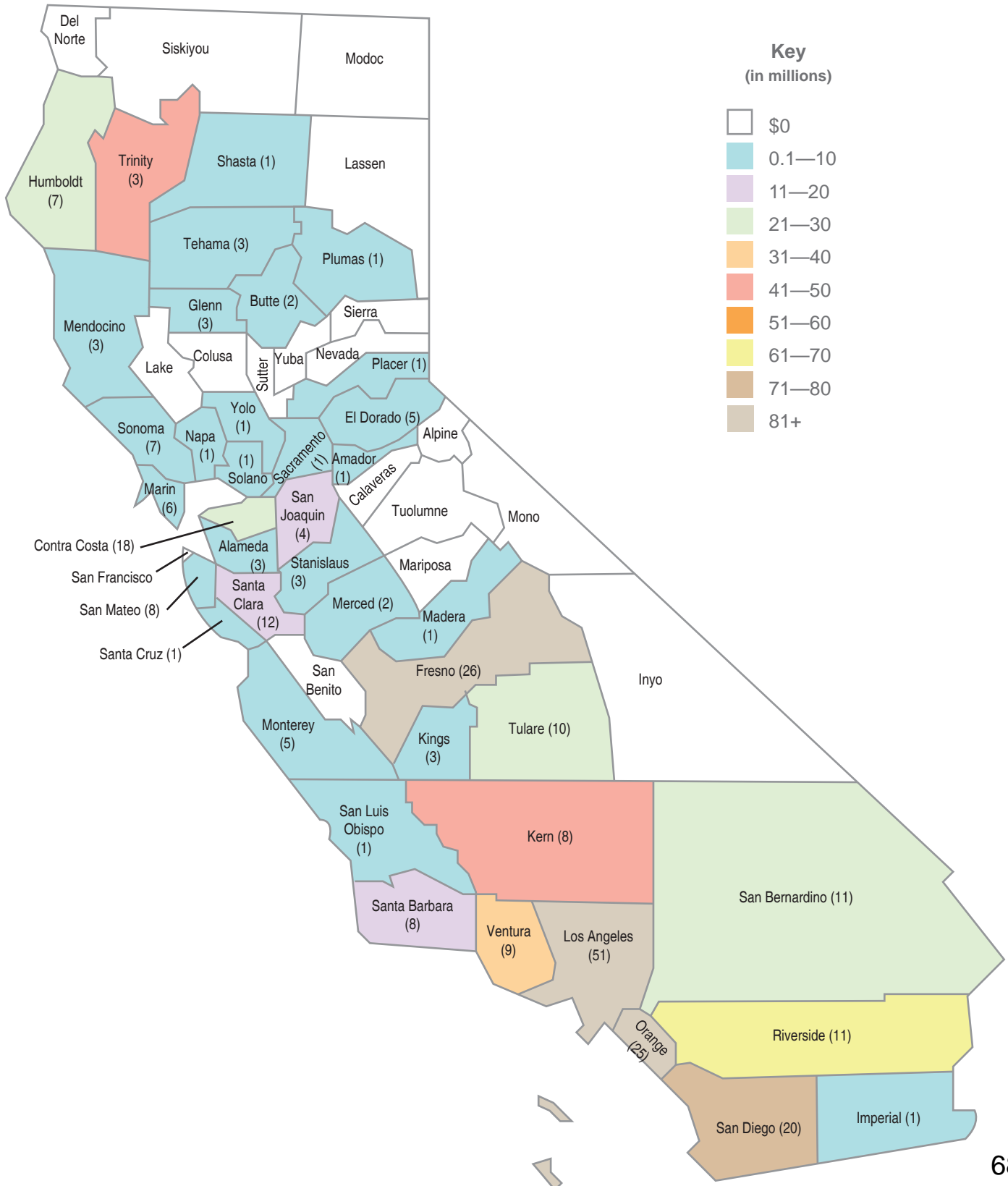
January 2019	1A	47	55	1D	51	January Totals	2019 Totals**
NC	\$0	\$123,745	\$5,223	\$0	\$0	\$128,968	\$128,968
Seismic	\$0	\$0	\$0	\$0	\$0	\$0	\$0
Modernization	\$0	\$0	\$0	\$0	\$0	\$0	\$0
Charter	\$0	\$101,074	\$978,891	\$1,870,232	\$0	\$2,950,197	\$2,950,197
COS	\$0	\$0	\$0	\$0	\$0	\$0	\$0
CTE	\$0	\$0	\$0	\$0	\$0	\$0	\$0
HP	\$0	\$0	\$0	\$0	\$0	\$0	\$0
Hardship	\$0	\$0	\$0	\$0	\$0	\$0	\$0
ORG	\$0	\$0	\$0	\$0	\$0	\$0	\$0
Total						\$3,079,165	\$3,079,165

*Includes bond proceeds returned (authority may not be available) to the program through reductions to cost incurred, close-outs, loan repayments, rescissions and special education local plan area transfers.

** 2018 Totals does not reflect any reallocation of authority. For current availability of bond authority, see Status of Funds.

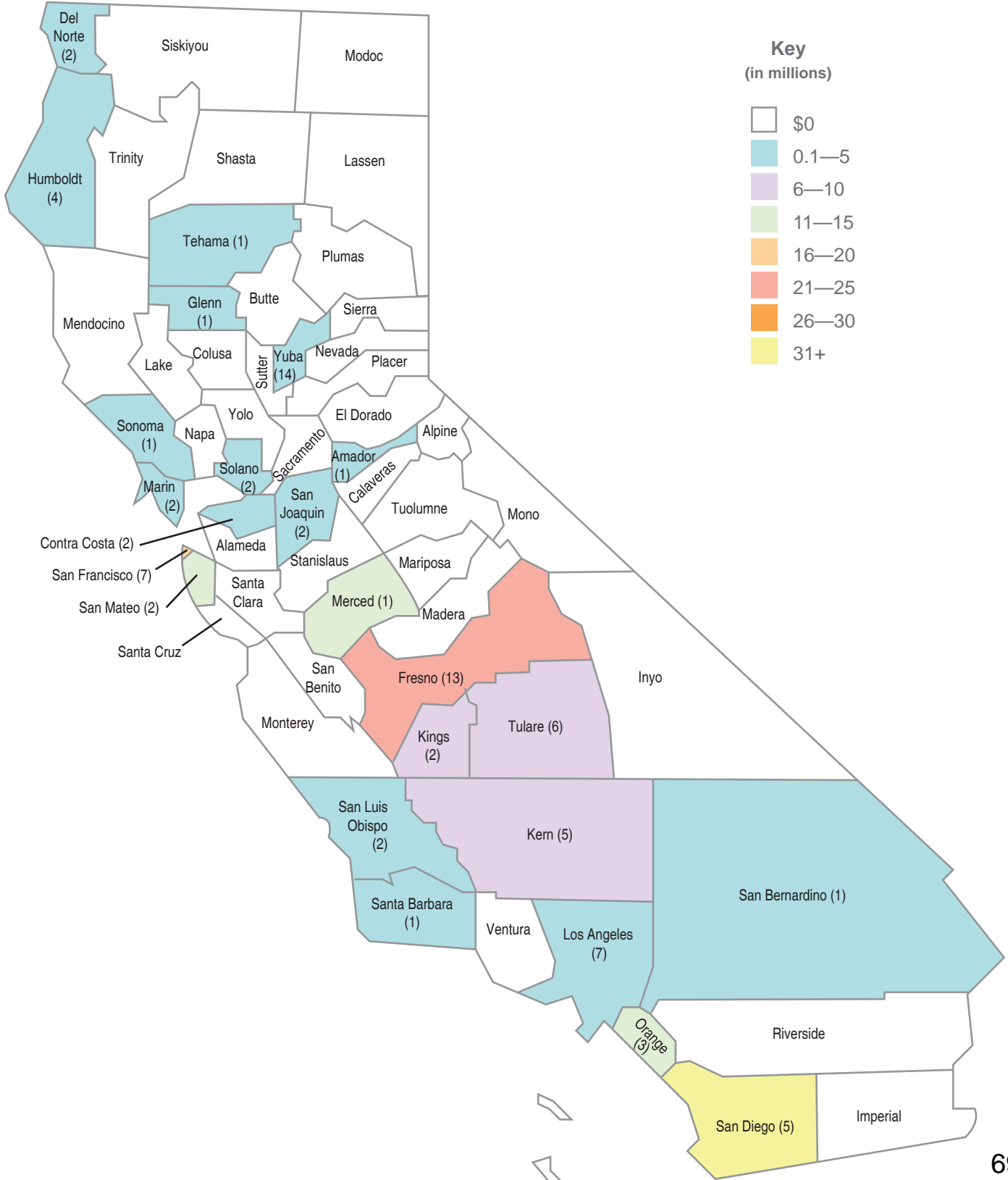
School Facility Program Proposition 51 Apportionments by County

The graphic below displays the amount Apportioned (\$796.5 million) for 288 School Facility Program projects from 134 school districts as of January 31, 2019. The data includes only bond authority provided by Proposition 51 approved by voters in November 2016.



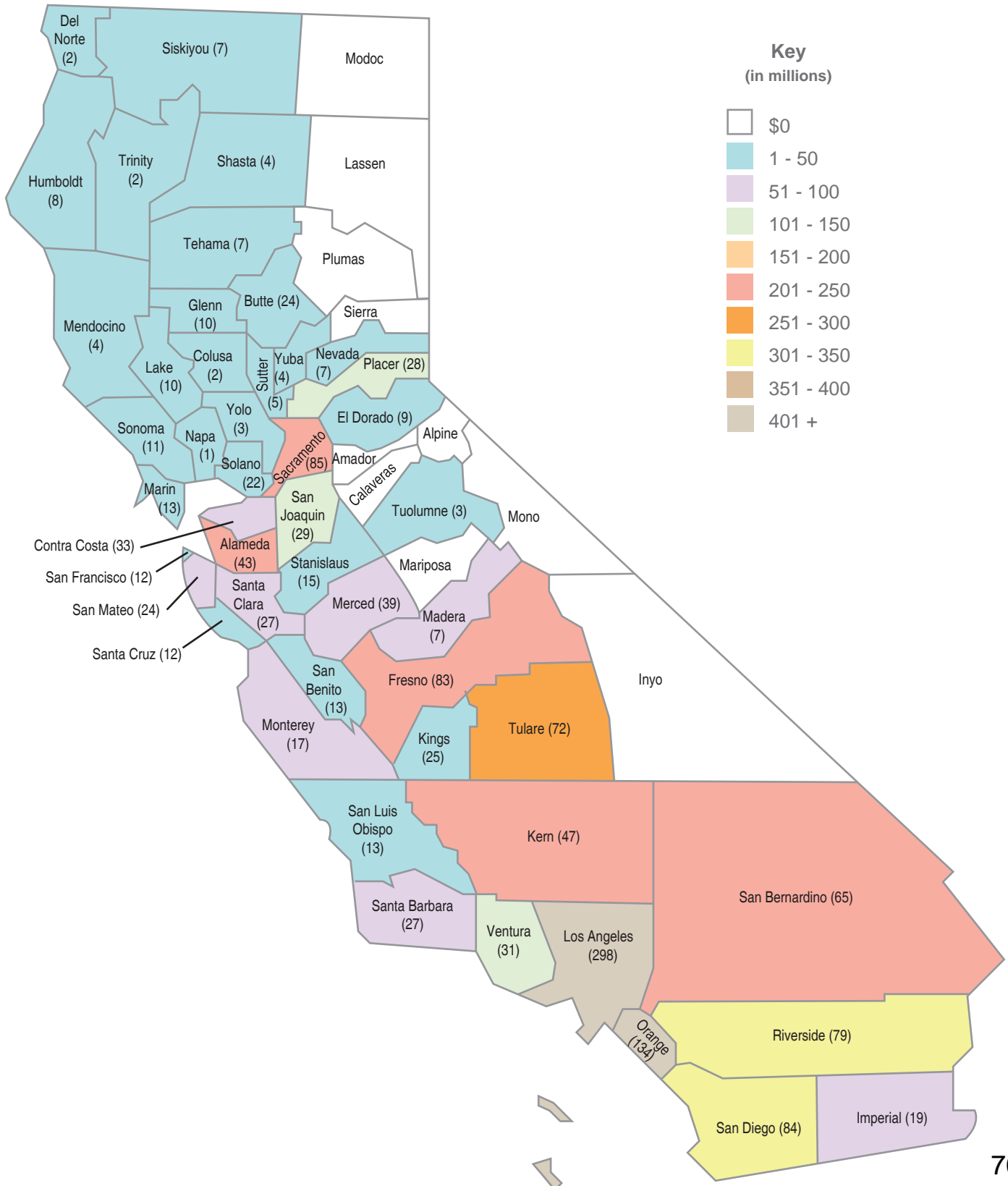
School Facility Program Proposition 51 Unfunded Approvals by County

The graphic below displays the amount of Unfunded Approvals (\$177.3 million) for 87 School Facility Program projects from 48 school districts as of January 31, 2019. The data includes only bond authority provided by Proposition 51 approved by voters in November 2016.



School Facility Program Proposition 51 Current Workload by County

The graphic below displays the Office of Public School Construction's Workload List for New Construction and Modernization (\$4,906.3 million) for 1,519 School Facility Program projects from 362 school districts as of January 31, 2019. The projects are anticipated to be allocated from bond authority provided by Proposition 51 approved by voters in November 2016.



**Proposition 51 Distribution
As of January 31, 2019**

County	Apportioned		Unfunded		Workload List	
	Project Count	Dollar Amount	Project Count	Dollar Amount	Project Count	Dollar Amount
Alameda	3	\$ 3,858,136.00	0	\$ -	43	\$ 201,960,437.00
Alpine	0	\$ -	0	\$ -	0	\$ -
Amador	1	\$ 2,263,714.00	1	\$ 3,628,527.00	0	\$ -
Butte	2	\$ 3,667,607.00	0	\$ -	24	\$ 40,694,155.00
Calaveras	0	\$ -	0	\$ -	0	\$ -
Colusa	0	\$ -	0	\$ -	2	\$ 3,251,882.00
Contra Costa	18	\$ 25,276,447.00	2	\$ 249,198.00	33	\$ 100,772,766.00
Del Norte	0	\$ -	2	\$ 520,227.00	2	\$ 1,744,175.00
El Dorado	5	\$ 4,657,914.00	0	\$ -	9	\$ 19,416,400.00
Fresno	26	\$ 83,997,848.00	13	\$ 21,551,635.00	83	\$ 236,016,215.00
Glenn	3	\$ 2,923,935.00	1	\$ 4,202,550.00	10	\$ 14,814,533.00
Humboldt	7	\$ 24,926,725.82	4	\$ 5,259,281.00	8	\$ 7,635,403.00
Imperial	1	\$ 51,890.00	0	\$ -	19	\$ 58,374,400.00
Inyo	0	\$ -	0	\$ -	0	\$ -
Kern	8	\$ 46,131,914.09	5	\$ 8,864,836.00	47	\$ 228,346,498.00
Kings	3	\$ 5,131,273.00	2	\$ 7,497,883.00	25	\$ 32,871,538.00
Lake	0	\$ -	0	\$ -	10	\$ 12,212,485.00
Lassen	0	\$ -	0	\$ -	0	\$ -
Los Angeles	51	\$ 128,358,869.17	7	\$ 4,401,270.00	298	\$ 771,496,586.00
Madera	1	\$ 41,985.00	0	\$ -	7	\$ 65,682,647.00
Marin	6	\$ 7,847,413.00	2	\$ 3,096,402.00	13	\$ 21,808,522.00
Mariposa	0	\$ -	0	\$ -	0	\$ -
Mendocino	3	\$ 939,142.00	0	\$ -	4	\$ 5,782,582.20
Merced	2	\$ 5,204,285.00	1	\$ 12,247,514.00	39	\$ 85,964,392.65
Modoc	0	\$ -	0	\$ -	0	\$ -
Mono	0	\$ -	0	\$ -	0	\$ -
Monterey	5	\$ 1,152,753.00	0	\$ -	17	\$ 86,938,696.00
Napa	1	\$ 442,693.00	0	\$ -	1	\$ 725,437.80
Nevada	0	\$ -	0	\$ -	7	\$ 6,996,559.95
Orange	25	\$ 84,436,056.00	3	\$ 12,243,701.00	134	\$ 670,432,478.00
Placer	1	\$ 822,519.00	0	\$ -	28	\$ 132,741,626.00
Plumas	1	\$ 526,164.00	0	\$ -	0	\$ -
Riverside	11	\$ 62,719,247.00	0	\$ -	79	\$ 329,157,273.00
Sacramento	1	\$ 454,883.00	0	\$ -	85	\$ 234,540,786.00
San Benito	0	\$ -	0	\$ -	13	\$ 48,972,828.20
San Bernardino	11	\$ 30,995,344.00	1	\$ 56,486.00	65	\$ 210,366,739.00
San Diego	20	\$ 79,533,799.00	5	\$ 49,759,291.00	84	\$ 301,887,563.00
San Francisco	0	\$ -	7	\$ 19,103,971.00	12	\$ 48,727,307.00
San Joaquin	4	\$ 19,440,719.00	2	\$ 936,889.00	29	\$ 104,928,298.00
San Luis Obispo	1	\$ 3,219,642.00	2	\$ 1,476,579.00	13	\$ 35,832,934.00
San Mateo	8	\$ 9,273,664.00	2	\$ 11,721,012.00	24	\$ 80,673,548.00
Santa Barbara	8	\$ 14,419,338.00	1	\$ 432,147.00	27	\$ 97,377,726.00
Santa Clara	12	\$ 17,984,263.00	0	\$ -	27	\$ 54,147,876.00
Santa Cruz	1	\$ 308,740.00	0	\$ -	12	\$ 16,582,394.00
Shasta	1	\$ 451,339.00	0	\$ -	4	\$ 4,965,296.20
Sierra	0	\$ -	0	\$ -	0	\$ -
Siskiyou	0	\$ -	0	\$ -	7	\$ 7,058,593.00
Solano	1	\$ 157,007.00	2	\$ 789,364.00	22	\$ 40,696,908.00
Sonoma	7	\$ 8,394,668.00	1	\$ 198,831.00	11	\$ 19,410,269.80
Stanislaus	3	\$ 6,107,998.00	0	\$ -	15	\$ 24,465,622.00
Sutter	0	\$ -	0	\$ -	5	\$ 24,376,065.00
Tehama	3	\$ 6,537,378.00	1	\$ 276,430.29	7	\$ 2,572,663.55
Trinity	3	\$ 46,633,399.00	0	\$ -	2	\$ 4,053,761.00
Tulare	10	\$ 22,850,065.00	6	\$ 6,954,427.00	72	\$ 272,118,268.00
Tuolumne	0	\$ -	0	\$ -	3	\$ 5,417,993.00
Ventura	9	\$ 33,333,635.00	0	\$ -	31	\$ 123,542,122.00
Yolo	1	\$ 1,053,910.00	0	\$ -	3	\$ 3,349,588.80
Yuba	0	\$ -	14	\$ 1,789,976.00	4	\$ 4,374,651.00

Total	288	\$ 796,528,321.08	87	\$ 177,258,427.29	1,519	\$ 4,906,277,488.15
--------------	------------	--------------------------	-----------	--------------------------	--------------	----------------------------

School Facility Program Bond Authority from Proposition 51

(in millions of dollars, as of January 31, 2019)

New Construction

Legend

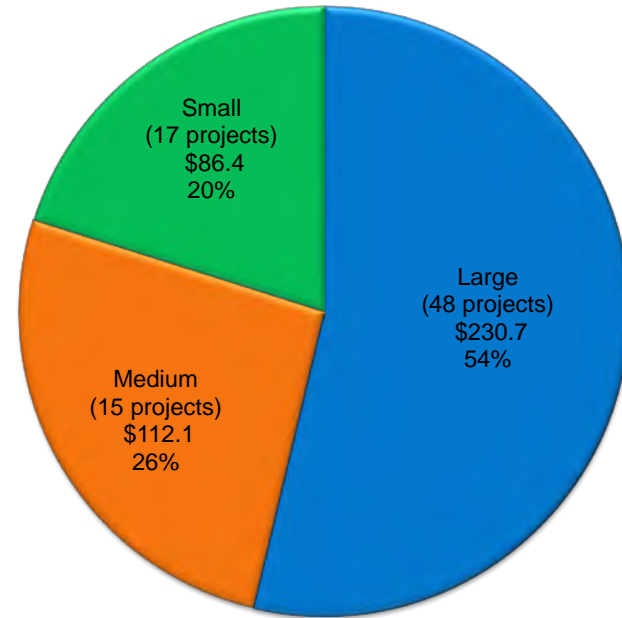
Small School Districts – ADA < 2,500 pupils

Medium School Districts – ADA > 2,500 pupils < 10,000 pupils

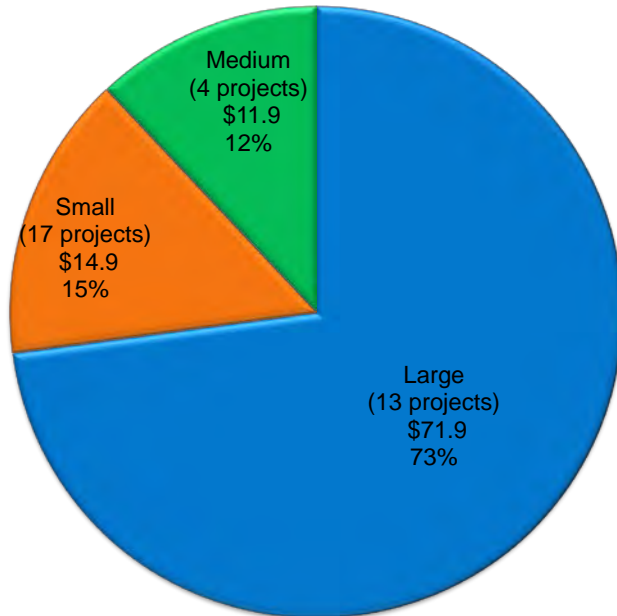
Large School Districts – ADA > 10,000 pupils

District Size (based on 2017/18 Enrollment)
 (# of projects)
 (in millions)

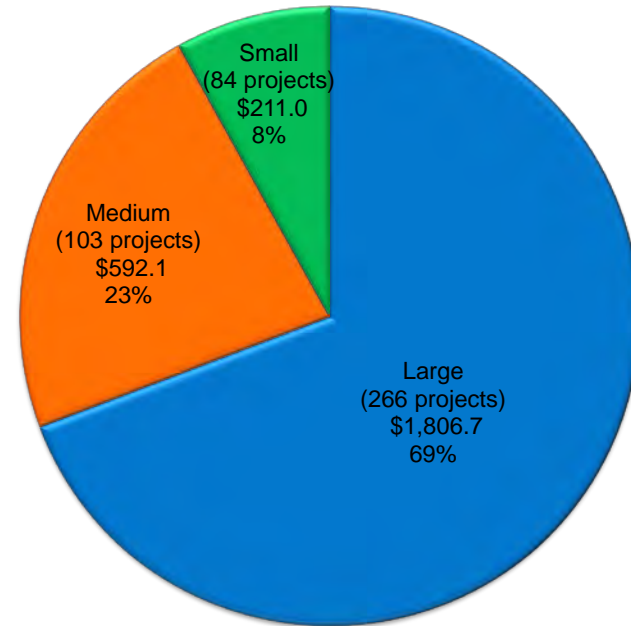
APPORTIONED



UNFUNDED



CURRENT WORKLOAD



School Facility Program Bond Authority from Proposition 51

(in millions of dollars, as of January 31, 2019)

Modernization

Legend

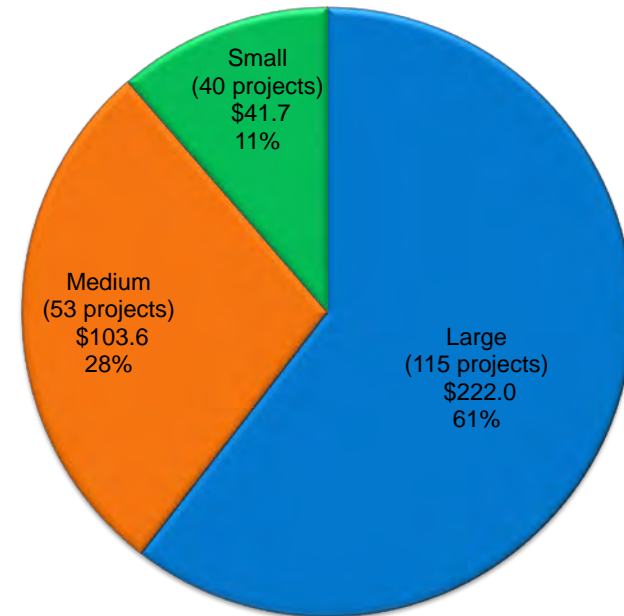
Small School Districts – ADA < 2,500 pupils

Medium School Districts – ADA > 2,500 pupils < 10,000 pupils

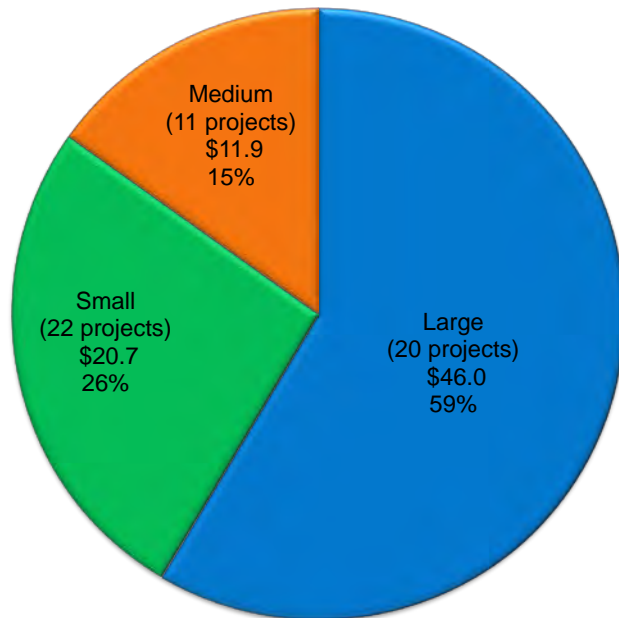
Large School Districts – ADA > 10,000 pupils

District Size (based on 2017/18 Enrollment)
 (# of projects)
 (in millions)

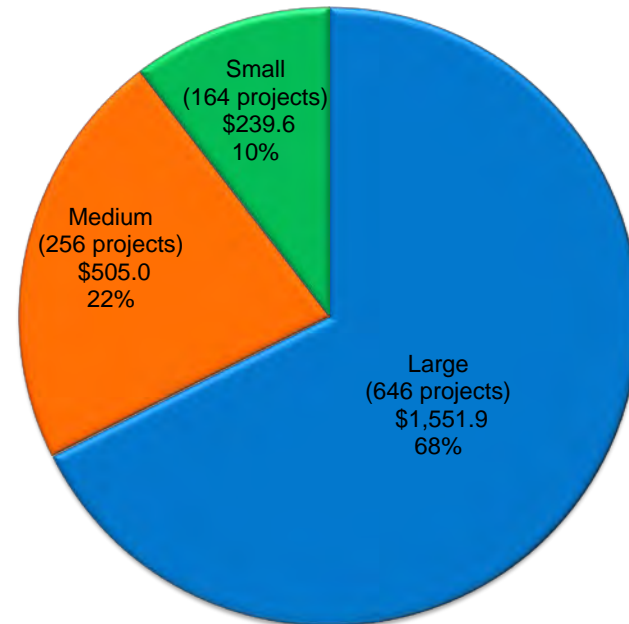
APPORTIONED



UNFUNDED



CURRENT WORKLOAD



Unique School Districts Receiving Proposition 51 Funds (As of January 31, 2019)

New Construction

2017/18 Enrollment	School Districts Statewide		
	#	%	Enrollment
Small – ADA < 2,500 pupils	583	57%	417,039
Medium – ADA > 2,500 pupils < 10,000 pupils	269	26%	1,378,383
Large – ADA > 10,000 pupils	174	17%	4,448,656
	1,024	100%	6,244,078

Apportioned					
#	Enrollment	\$ Amount	By Size*	Size vs. All**	Students***
11	8,694	\$ 86,413,153	20.8%	1.1%	0.1%
14	71,164	\$ 112,141,019	26.4%	1.4%	1.1%
28	1,346,573	\$ 230,733,027	52.8%	2.7%	21.6%
53	1,426,431	\$ 429,287,198	100.0%	5.2%	22.8%

Unfunded					
#	Enrollment	\$ Amount	By Size*	Size vs. All**	Students***
9	7,739	\$ 14,902,175	47.4%	0.9%	0.1%
2	14,656	\$ 11,852,437	10.5%	0.2%	0.2%
8	847,626	\$ 71,903,258	42.1%	0.8%	13.6%
19	870,021	\$ 98,657,870	100.0%	1.9%	13.9%

Workload					
#	Enrollment	\$ Amount	By Size*	Size vs. All**	Students***
61	58,032	\$ 211,040,285	31.4%	6.0%	0.9%
61	313,637	\$ 592,086,012	31.4%	6.0%	5.0%
72	2,296,587	\$ 1,806,665,759	37.1%	7.0%	36.8%
194	2,668,256	\$ 2,609,792,056	100.0%	18.9%	42.7%

Modernization

2017/18 Enrollment	School Districts Statewide		
	#	%	Enrollment
Small – ADA < 2,500 pupils	583	57%	417,039
Medium – ADA > 2,500 pupils < 10,000 pupils	269	26%	1,378,383
Large – ADA > 10,000 pupils	174	17%	4,448,656
	1,024	100%	6,244,078

Apportioned					
#	Enrollment	\$ Amount	By Size*	Size vs. All**	Students***
32	25,523	\$ 41,650,625	30.5%	3.1%	0.4%
29	154,120	\$ 103,604,119	27.6%	2.8%	2.5%
44	1,819,869	\$ 221,986,379	41.9%	4.3%	29.1%
105	1,999,512	\$ 367,241,123	100.0%	10.3%	32.0%

Unfunded					
#	Enrollment	\$ Amount	By Size*	Size vs. All**	Students***
14	15,089	\$ 20,672,391	42.4%	1.4%	0.2%
8	43,837	\$ 11,903,094	24.2%	0.8%	0.7%
11	885,888	\$ 46,025,072	33.3%	1.1%	14.2%
33	944,814	\$ 78,600,557	100.0%	3.2%	15.1%

Workload					
#	Enrollment	\$ Amount	By Size*	Size vs. All**	Students***
104	98,296	\$ 239,595,929	35.4%	10.2%	1.6%
97	499,666	\$ 504,996,327	33.0%	9.5%	8.0%
93	3,025,099	\$ 1,551,893,175	31.6%	9.1%	48.4%
294	3,623,061	\$ 2,296,485,431	100.0%	28.7%	58.0%

*Percentage of funding to small, medium or large school districts

** Percentage of funding to small, medium, and large school district vs. all school districts

***Percentage of students statewide

THE FARMERSVILLE UNIFIED SCHOOL DISTRICT
APPEAL ITEM
PROJECT NUMBER 50/75325-00-005
HAS BEEN WITHDRAWN

THE SAN BERNARDINO CITY UNIFIED SCHOOL DISTRICT

APPEAL ITEM

PROJECT NUMBER 56/67876-00-001

HAS BEEN WITHDRAWN

REPORT OF THE EXECUTIVE OFFICER
State Allocation Board Meeting, February 27, 2019

SCHOOL DISTRICT DATA

School District:PLEASANT VIEW ELEMENTARY County:.....TULARE
Application Number:..... 50/72058-00-003 School Name:PLEASANT VIEW ELEMENTARY
Total District Enrollment:.....474 Project Grade Level: K-8
Financial Hardship: YES
Last Approved Local Bond Measure: None

The District qualifies for financial hardship pursuant to School Facility Program (SFP) Regulation Section 1859.81(c)(4). The District's total bonding capacity at the time of the request for financial hardship status is \$5 million or less.

PURPOSE OF REPORT

To present the District's request for funding a new construction project application submitted to the Office of Public School Construction (OPSC) after the classrooms in the project were occupied using new construction eligibility at the time of application receipt.

DESCRIPTION

The District is requesting the Board's approval of a new construction project totaling \$4.5 million in State funding for placement on the Unfunded List (Lack of AB 55 Loans). The District submitted an application for design funding for the project in April 2014 and an application for full funding in September 2016. During the processing of the District's applications, Staff determined the District occupied the classrooms in the project prior to submitting the application for full funding to OPSC, rendering the project ineligible for SFP funding. In addition to the occupancy issue, the District no longer has sufficient current new construction eligibility to support the pupil grants requested for the project at Pleasant View Elementary School. Based on statutory and regulatory requirements, the project is ineligible for SFP funding therefore, Staff administratively denied the applications.

The District submitted this appeal to request the following:

- I. Acceptance of a new construction funding application after the classrooms were occupied.
- II. Use of new construction eligibility at the time the funding application was received.

AUTHORITY

See Attachment A.

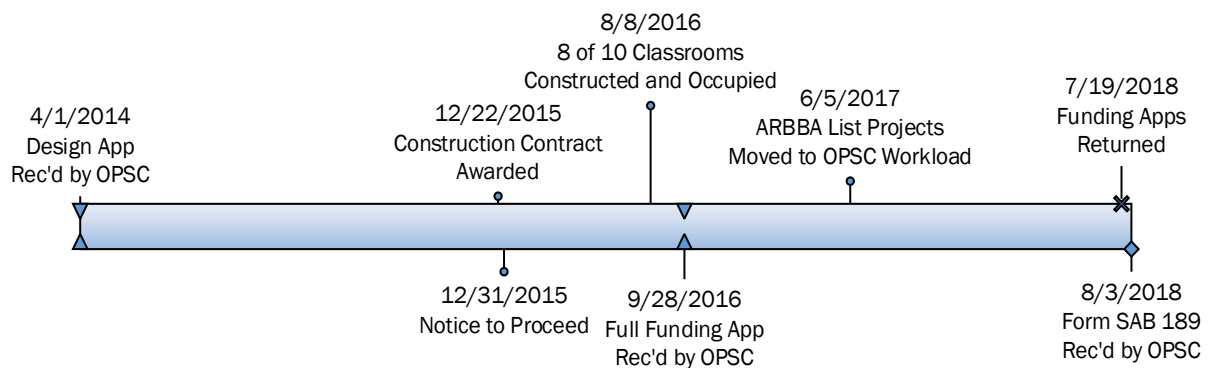
BACKGROUND

Pleasant View Elementary School District is located in Tulare County and, based on its current enrollment of 474 (K-8) pupils, is considered a Small School District for the purposes of the SFP. The District currently operates two school sites. Pleasant View West site is located near the town of Poplar and serves grades 5-8. Pleasant View Elementary site was built in 2006 in the town of Poplar using SFP New Construction funding and currently serves grades K-4.

BACKGROUND (cont.)

The District established district-wide SFP New Construction eligibility in July 2002. Since establishment of eligibility, the District has received full or partial (Design) SFP funding for two projects. The first project added two classrooms to the older Pleasant Valley West Elementary site, and the second project was a new school project to build 10 classrooms which established the new Pleasant Valley Elementary site.

On April 1, 2014 the District submitted a design funding application for eight new classrooms at the newer Pleasant View Elementary that included a request for Financial Hardship assistance. In accordance with SFP Regulations at the time, the design application was placed on the Applications Received Beyond Bond Authority (ARBBA) list. In the absence of state funding, the District's board passed a resolution for bridge financing and obtained a Certificate of Participation (COP) to fund the project. Although the two-phase project was not completed in its entirety, the eight classrooms built as part of Phase 1 were constructed and occupied on August 8, 2016 to coincide with the beginning of the 2016/17 academic year. The District then submitted a full funding application to OPSC for 10 new classrooms, including the eight already constructed and occupied, on September 28, 2016. The full funding application, as with the design application submitted previously, was also placed on the ARBBA list in accordance with SFP Regulations, as the following timeline of events shows:



Demonstration of Current Need for New Construction Projects

Upon passage of Proposition 51, the Board endeavored to ensure that new bond funds were provided only for new construction projects with current, and demonstrable, unhoused pupil needs. At the June 5, 2017 meeting, the Board took action to move all projects from the ARBBA list to OPSC's active workload list while also requiring districts to update new construction eligibility for the enrollment year in which the application is processed by OPSC in order to demonstrate current need for additional classrooms. At the same meeting, the Board stated that it would consider appeals relating to eligibility on a case-by-case basis.

Staff began processing the District's design application in early 2018 and, consistent with the Board's action on June 5, 2017, requested a current new construction eligibility update from the District. During the review of these documents, Staff determined that based on its 2017/18 enrollment projection the District no longer had sufficient new construction pupil grant eligibility to support the funding applications. The District has indicated that it has not sent in its 2018/19 enrollment projection for consideration, as it would also result in insufficient eligibility to support the funding applications. Even if there was remaining eligibility for the project based on either the 2017/18 or 2018/19 enrollment projections, the District occupied the classrooms prior to the OPSC's receipt of the full funding

STAFF ANALYSIS/STATEMENTS (cont.)

application thus rendering the project ineligible for funding. OPSC advised the District via letter July 19, 2018 that its applications were ineligible for funding due to the occupancy and eligibility issues. OPSC returned the applications to the District. On August 3, 2018, the District submitted a *School District Appeal Request* (Form SAB 189).

District Position

In its appeal request, the District outlines the challenges and extenuating circumstances it experienced with regard to this project. The District maintains it “did everything in good faith.” And believes that “the occupancy issue should not disqualify the project.” The District points to a lack of staffing and resources as significant challenges contributing to the occupancy oversight. In the District’s appeal, the Superintendent indicates he relied heavily on the advice of his consultants, architects and, especially, the Division of the State Architect inspector, to make him aware of project requirements. “There was no intent not to comply with the regulations, and no aspect of the project was advantaged by the delay in submitting the project.”

The District also states that the June 5, 2017 Board revision of rules for districts requesting new construction funding that requires districts to submit new construction eligibility updates for the enrollment year in which the funding application is being processed by OPSC, “has negatively affected the District as it does not have eligibility in the current year.”

As part of its justification for the project, the District states that “In 2005-2006, [it] began building a new campus within the town of Poplar...to better serve the parents and students of the community. Since it was built the Elementary site located in Poplar has become the heart of the community.” The District outlines its future plans with the following:

The financial reasoning behind the move was due to the district enrollment growing, it was becoming difficult to transport all of the students to and from school. The costs of owning and operating eight busses and making eight bus runs morning and afternoon to transport our students led to transportation costs encroaching into the General Fund. When the District received eligibility for new construction it decided that it was in the best interest of the district financially to begin moving towards relocating the remainder of the students to the campus in the community. The cost of maintaining the two campuses, according to the District, with redundancy in staff and operational costs, has become a long-term concern.

Staff also notes that the District is concerned that without State funding for the project, it may become insolvent at some point in the future.

A full copy of the District’s Form SAB 189 is included as Attachment B.

Staff Position

Staff administratively denied the District’s applications for new construction funding at Pleasant View Elementary for two reasons: occupancy prior to submitting the full funding application, and lack of new construction eligibility.

On August 8, 2016, the District occupied eight newly constructed classrooms at Pleasant View Elementary School. On September 29, 2016, the District submitted an *Application for Funding* (Form SAB 50-04). Because the District

STAFF ANALYSIS/STATEMENTS (cont.)

occupied eight of the ten classrooms in the project prior to submitting the full funding application to OPSC, the project is ineligible for funding pursuant to SFP Regulation Section 1859.70(a). Additionally, the District no longer has sufficient current new construction eligibility to support the project. In accordance with SFP Regulations and prior Board action, Staff returned the funding applications to the District unprocessed.

I. Requirement to Submit a New Construction Funding Application Prior to Occupancy

A new construction project may be eligible for funding if it is submitted to OPSC prior to occupancy of the classrooms in the project, pursuant to SFP Regulation Section 1859.70. In the discussion below, Staff presents the relevant statutory and regulatory requirements related to occupancy and timing of application submittals for new construction funding, as well as the history of the current regulation and prior Board Actions relating to occupancy issues.

Analysis of Statute and SFP Regulations

SFP Regulation Section 1859.70(a) states,

A district seeking New Construction or Modernization funding shall complete and file Form SAB 50-04, concurrently or after completing the applicable requirements in Sections 1859.20 and 1859.40. The Board *shall only* provide New Construction funding if the Approved Application was *received by the OPSC prior to the date of Occupancy* for any classrooms included in the construction contract. After the date of Occupancy of any classroom in the construction contract, a School District will be ineligible to seek New Construction funding and the classrooms will be reduced from the baseline eligibility pursuant to Section 1859.51(i) if not previously reduced. *(Emphasis Added)*

Occupancy is defined in SFP Regulation Section 1859.2 as “the point at which pupils occupy a classroom as evident by district documents....”

Attorney General Informal Opinion

The purpose of the occupancy requirement is to ensure compliance with statute. Education Code (EC) Section 17072.35 states that “A grant for new construction may be used for any and all costs necessary to adequately house *new* pupils in any approved project, and those costs may only include the cost of design, engineering, testing, inspection....” *(Emphasis added)*. As a result of a separate appeal heard by the Board in 2007, the Attorney General opined that “The [Leroy F. Greene School Facilities] Act does not expressly define ‘new construction’ but that “A definition excluding reimbursement for completed projects already housing students may be implied, however, from [EC] Section 17072.35 which limits the use of ‘new construction grants funds’ under the Act to *prospective* rather than completed aspects of new construction.” *(Emphasis Added)*.

The Attorney General’s opinion referenced above further opines that an application for new construction funding must be submitted to OPSC prior to the occupancy of the classrooms pursuant to EC Section 17072.35 and SFP Regulation Section 1859.70. Specifically, the opinion states, “In California Code of Regulations, section 1859.70, the Board fulfills its statutory duty by defining eligibility relative to “the date of Occupancy of any classroom in the construction contract”. Thus the regulation is necessary to differentiate prospective new construction projects to meet a district’s current unhoused pupil need (new pupils), as the Act intends, from reimbursement projects which

STAFF ANALYSIS/STATEMENTS (cont.)

are, inherently, completed and housing existing students, and thus prohibited by statute from receiving SFP New Construction funding. The full Attorney General's informal opinion is included as Attachment C.

Additionally, in another appeal heard by the Board in 2009, the Board's Legal Counsel reinforces the Attorney General's position with the following:

The law (EC Section 17072.35) does not permit reimbursement and only authorizes new construction funding to adequately house new pupils. Once the locally funded classrooms are occupied, the pupils being housed in those classrooms are no longer considered new and therefore are ineligible to receive new construction grants. Further, once a classroom is provided (occupied), whether state or locally funded, the law (EC Section 17071.75 (b)(1)) requires that the Districts' SFP new construction eligibility be reduced by the number of pupils for whom facilities were provided from the local funding source after the existing school building capacity was determined. Pursuant to SFP Regulation Section 1859.70, districts are required to submit the Application for Funding (Form SAB 50-04) prior to the occupancy of any classrooms in the school in order to be eligible to participate in the SFP, and to receive State funding.

History of the Occupancy Regulations

On January 1, 2000, Assembly Bill (AB) 695 (Chapter 858, Statutes of 1999- Mazzoni), took effect. It amended EC Section 17071.75 to include locally funded projects and required the Board to adjust the new construction baseline eligibility by the number of pupils for which facilities were provided from any State or local funding source after the existing school building capacity is initially determined. At the January 2000 meeting, the Board approved conforming regulatory amendments that allowed a district a period of 180 days, from the date the construction contracts were signed, to submit a funding application to OPSC.

In July 2004, the Board approved further regulatory amendments, the current SFP Regulation Section 1859.70 that allowed a district to apply for new construction funding for a project *provided the classrooms were not occupied* prior to receipt of the funding application. This occupancy provision established a clear demarcation to differentiate new construction projects from completed reimbursement projects and, by extension, limited funding eligibility to those projects where the classrooms were not occupied prior to receipt by OPSC of the funding application.

Prior Board Action

On three previous occasions, the Board has heard and approved appeal requests relating to new construction funding of projects initially denied due to compliance with the regulations in effect at the time of application submittal related to eligibility for funding and occupancy issues.

A summary of the past appeals is included as Attachment D.

Summary of Occupancy Issue

In each of the similar previous appeals, Staff did not support the districts' requests, and Staff recommendations were supported by the opinions previously supplied by the Attorney General and Board Legal Counsel. In considering the appeals, the Board ultimately approved all three districts' requests for new construction funding for a total of \$16.7 million in state funding. SFP Regulation Section 1859.70 clearly states that an application for

STAFF ANALYSIS/STATEMENTS (cont.)

funding must be “received by the OPSC prior to the date of Occupancy.” Thus providing funding for it would not comply with regulation and would be contrary to the Act itself.

II. New Construction Eligibility at the Time of Submittal

Upon passage of Proposition 51, the Board endeavored to ensure that new bond funds were provided only for new construction projects with current, and demonstrable, unhoused pupil needs. At the June 5, 2017 meeting, the Board took action to move all projects from the ARBBA list to OPSC’s active workload list while also requiring districts to update new construction eligibility for the enrollment year in which the application is processed by OPSC in order to demonstrate current need for additional classrooms. At the same meeting, the Board stated that it would consider appeals relating to eligibility on a case-by-case basis.

Had the District submitted the funding application prior to occupancy, it still would not have the required current new construction eligibility to support its funding request. Therefore, in this appeal, the District is also requesting to use new construction eligibility that would have been available from the 2013/2014 enrollment year to support the pupil grants requested for the project.

In April 2014, the District submitted an application for design funding in addition to an enrollment update for the 2013/2014 enrollment year to support its request for 148 (K-6) and 35 (7-8) pupil grants for eight classrooms. In September 2016, the District submitted a full funding application to OPSC for 10 new classrooms, eight of which were already constructed and occupied. If the eligibility application submitted with the design application had been processed at the time it was received in April 2014, the District’s would have had sufficient eligibility to support the pupil grants requested on the full funding application due to the “three-year lock” afforded Small School Districts.

As noted previously, both applications were placed on the ARBBA list upon receipt. Both funding applications included a school board resolution acknowledging, in part, the following with regard to applying for funding through the SFP:

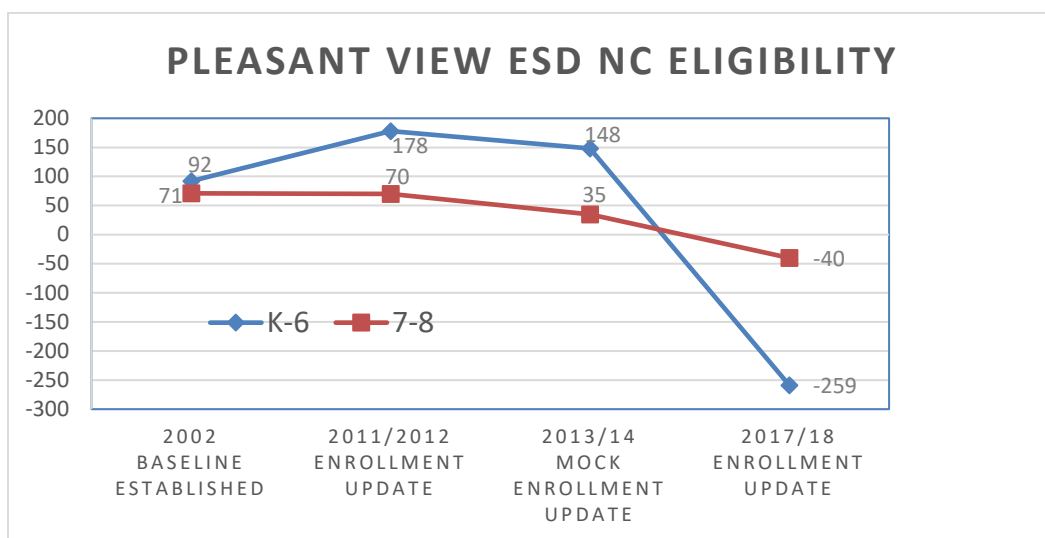
- The school board acknowledges that the remaining SFP bond authority is currently exhausted for the funds being requested on this application.
- The school board acknowledges that the State of California is not expected nor obligated to provide funding for the project and the acceptance of the application does not provide a guarantee of future funding.
- The school board acknowledges that any potential future State bond measures for the School Facility Program may not provide funds for the application being submitted.
- The school board acknowledges that criteria (including, but not limited to, funding, qualifications, and eligibility) under a future State school facilities program may be substantially different than the current School Facility Program. The District’s Approved Application may be returned.

With the passage of the Kindergarten Through Community College Public Education Facilities Bond Act of 2016 (Proposition 51), which provided \$3 billion for new construction, Staff began processing the District’s applications and determined that the District can no longer substantiate a true unhoused pupil need based on current eligibility projections. Staff does not support permitting the District to use the potential new construction eligibility it may have had in 2013/2014 to fund the project at Pleasant View Elementary as it does not comply with Board action

STAFF ANALYSIS/STATEMENTS (cont.)

taken on June 5, 2017 requiring districts to demonstrate current capacity need. Moreover, Board approval for this project would represent an unfair funding advantage afforded Pleasant View not extended to other districts experiencing similar current eligibility circumstances.

The District's 2017/2018 enrollment adjustment, approved by the Board on May 23, 2018, confirms that the District no longer has sufficient eligibility to support its original funding applications today. The District has also stated that it would still not have sufficient eligibility if the 2018/19 enrollment was used. A six-year consecutive decline in enrollment has resulted in a negative new construction eligibility projection as shown below:



Enrollment Projections & Cohort Method

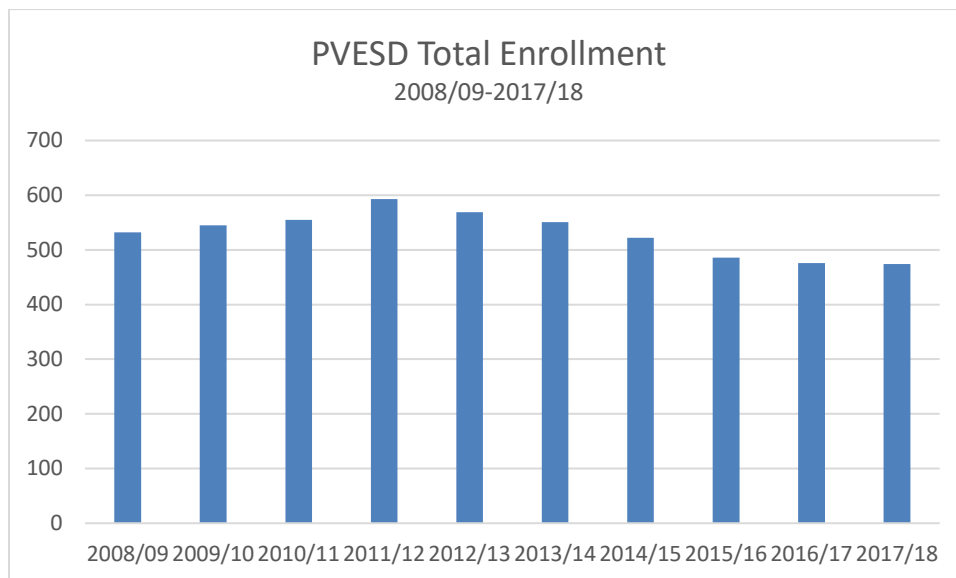
To determine new construction eligibility, a district must demonstrate that existing seating capacity within the District is insufficient to house the anticipated future enrollment generated by the enrollment projection on the *Enrollment Certification/Projection* (Form SAB 50-01) using the Cohort Survival Enrollment Projection (Cohort) method. Through this requirement, districts are afforded an opportunity to demonstrate continued district-wide unhoused pupil need for additional classroom capacity, and the requirement also ensures continued district compliance with the intent and spirit of the statute and supporting regulations.

The Cohort is the mathematical means used to determine a district's enrollment projection; it estimates what a district's enrollment will be in five or 10 years by observing the trend of enrollment (increasing or decreasing) between grade levels, projecting that the same trend will continue for five or 10 years, and allows districts to plan future construction activities accordingly. If a district is experiencing a declining enrollment trend, any enrollment projections submitted during the period of decline would likely result in a downward projection of the district's future eligibility. Conversely, if district-wide enrollment is trending upwards, it is likely that a district's eligibility would also increase to account for the projected number of additional pupils.

STAFF ANALYSIS/STATEMENTS (cont.)

District New Construction Eligibility

The District established district-wide SFP New Construction eligibility in May 2002 with a total enrollment of 541 K-8 pupils. The District experienced moderate fluctuations in overall enrollment from the date of eligibility establishment in 2002 through the 2011/2012 enrollment year, when the District experienced a peak district-wide enrollment of 593 total pupils. District-wide enrollment declined/decreased in the following years, from 593 total pupils to the current 474 total K-8 pupils reported for 2017/2018 – a 20 percent overall enrollment drop over seven years. In sum, declining overall district-wide pupil enrollment coupled with the District’s fixed school facilities capacity (district-wide) has resulted in the District’s current negative amount of new construction eligibility.



Conclusion; Occupancy and Eligibility Issues

The District states that it occupied the classrooms in the project prior to submitting its full funding application to OPSC; this makes the project ineligible for funding pursuant to SFP Regulation 1859.70. Beyond the occupancy issue, the District is unable to demonstrate a current need for additional classrooms based on the negative 2017/2018 enrollment projections, and according to the District would still not have enough eligibility to support the funding applications based on 2018/19 enrollment projections. For these reasons, Staff administratively denied the District’s applications and does not support the District’s appeal request.

BOARD OPTION

Pursuant to the Rules and Procedures of the State Allocation Board, “Staff is providing the following options for the Board’s consideration. A positive vote by six members is required for the Board to take action that is an alternative to Staff’s administrative action. Absent a positive vote by six members of the Board, Staff’s administrative action will stand and the school district’s appeal will be considered closed.”

Grant the District’s appeal.

BOARD ACTION

In considering this Item, a motion was made to approve the District's request and it failed. Pursuant to the *Rules and Procedures of the State Allocation Board*, and absent a positive vote by six members of the Board, staff's administrative action stands and the school district's appeal is considered closed.

ATTACHMENT A

AUTHORITY

Education Code (EC) Section 17071.75 states in part:

After a one-time initial report of existing school building capacity has been completed, the ongoing eligibility of a school district for new construction funding shall be determined by making all of the following calculations:

...

(b)(1) Add the number of pupils that may be adequately housed in the existing school building capacity of the applicant school district as determined pursuant to Article 2 (commencing with Section 17071.10) to the number of pupils for whom facilities were provided from any state or local funding source after the existing school building capacity was determined pursuant to Article 2 (commencing with Section 17071.10). For this purpose, the total number of pupils for whom facilities were provided shall be determined using the pupil loading formula set forth in Section 17071.25.

...

EC Section 17072.35:

A grant for new construction may be used for any and all costs necessary to adequately house new pupils in any approved project, and those costs may only include the cost of design, engineering, testing, inspection, plan checking, construction management, site acquisition and development, evaluation and response action costs relating to hazardous substances at a new or existing schoolsite, demolition, construction, acquisition and installation of portable classrooms, landscaping, necessary utility costs, utility connections and other fees, equipment including telecommunication equipment to increase school security, furnishings, and the upgrading of electrical systems or the wiring or cabling of classrooms in order to accommodate educational technology. A grant for new construction may also be used to acquire an existing government or privately owned building, or a privately financed school building, and for the necessary costs of converting the government or privately owned building for public school use. A grant for new construction may also be used for the costs of designs and materials that promote the efficient use of energy and water, the maximum

use of natural lighting and indoor air quality, the use of recycled materials and materials that emit a minimum of toxic substances, the use of acoustics conducive to teaching and learning, and other characteristics of high performance schools.

School Facility Program (SFP) Regulation Section 1859.2. Definitions.

For the purpose of these regulations, the terms set forth below shall have the following meanings, subject to the provisions of the Act:

...

“Occupancy” means the point at which pupils occupy a classroom as evident by district documents such as the school board’s adopted calendar, classroom attendance rosters, fire marshal approval of the classroom, etc.

...

ATTACHMENT A

SFP Regulation Section 1859.70 states:

(a) A district seeking New Construction or Modernization funding shall complete and file Form SAB 50-04, concurrently or after completing the applicable requirements in Sections 1859.20 and 1859.40. The Board shall only provide New Construction funding if the Approved Application was received by the OPSC prior to the date of Occupancy for any classrooms included in the construction contract. After the date of Occupancy of any classroom in the construction contract, a School District will be ineligible to seek New Construction funding and the classrooms will be reduced from the baseline eligibility pursuant to Section 1859.51(i) if not previously reduced.

SFP Regulation Section 1859.70.2 states:

For any classrooms that were previously ineligible for State funding due to the construction contract being signed more than 180 days prior to the submission of the Approved Application, the district may request funding for the project if all the following conditions are met:

(a) The Approved Application for funding must be filed with the OPSC no later than 120 days after this proposed regulation is in effect; and,

(b) The Approved Application meets all requirements of Chapter 12.5, the Leroy F. Greene School Facilities Act of 1998; and,

(c) The contract for the lease, lease-purchase, purchase or construction has been signed on or after January 1, 2000; and,

(d) The grants for the projects funded pursuant to this Section shall be limited to actual eligible expenditures and the funding provided will be calculated based on the grant amounts at the time the construction contract was signed. The project will not be eligible to receive project savings as provided for in Section 1859.103; and,

(e) The district has new construction eligibility for the project. If the capacity of the project is included in the district's baseline, the district may exclude the capacity from its existing school building capacity for purposes of determining eligibility for this project; and,

(f) All project approvals required for a new construction funding application were obtained prior to the construction contract date.

If the Approved Application meets all criteria except (f) above, the district may request a case-by-case approval from the Board.

STATE OF CALIFORNIA
SCHOOL DISTRICT APPEAL REQUEST

STATE ALLOCATION BOARD
 OFFICE OF PUBLIC SCHOOL CONSTRUCTION

SAB 189 (REV 10/09)

Page 2 of 2

SCHOOL DISTRICT Pleasant View Elementary	APPLICATION NUMBER 50/72058-00-003
SCHOOL NAME Pleasant View Elementary	COUNTY Tulare
DISTRICT REPRESENTATIVE Mark Odsather	E-MAIL ADDRESS marko@pleasant-view.k12.ca.us

Purpose of Request:


To request funding for a new construction project that has had a portion been built and occupied, but was denied funding due to SFP Regulation Section 1859.70 and also was impacted by a loss of eligibility due to SFP Regulation Section 1859.51(e).

Basis of Request:

- Law (Statute) _____
- Regulation SFP Regulation Sections 1859.70 and .51(e)
- Other (specify) _____

Description:

See attached Letter from District

SIGNATURE OF AUTHORIZED DISTRICT REPRESENTATIVE 	DATE 7/31/2018
--	-------------------

PLEASANT VIEW SCHOOL DISTRICT

14004 ROAD 184 PORTERVILLE, CALIFORNIA 93257

TELEPHONE (559) 784-6769 FAX (559) 784-6819

July 31, 2018

BOARD OF TRUSTEES

Michael Smith
President & Clerk
Alexander Garcia
Vice President
Davy Gobel
Rusty Gobel
Thomas Barcellos

Mark Odsather
District Superintendent
Damian Romero
Principal / Programs
Richard Thornberry
Principal / Programs
Niguel Baxter
Business Manager

Candace Ly, Project
OFFICE OF PUBLIC SCHOOL CONSTRUCTION
707 3rd Street
West Sacramento, CA 95605

Re: Appeal Request for Pleasant View Elementary School District, Tulare County
New construction funding request for Pleasant View Elementary School.
OPSC Application # 50/72058-00-003

Mrs. Ly:

Pleasant View Elementary School District is a one school district with a current enrollment of 480 students. On 4/1/2014 the District submitted a design funding application for 8 new classrooms. The District approved a bridge financing resolution on 11/04/2014 and issued a COP on 3/15/2015 in the amount of \$4,275,000. DSA approval was completed on 11/24/2015. Construction began one month later on 12/31/2015 so the classes could be ready by the start of school in August 2016. CDE plan approval was requested on 6/21/2016 and was approved on 9/08/2016. Although the project was not completed, the classrooms built as part of phase 1 were occupied for the start of school on 8/08/2016. On 9/29/2016 the District submitted a construction funding application for the 10 new classrooms of which 8 were built in phase 1.

The District did everything in good faith and believed it was supposed to do for the much needed project. The early occupancy was an oversight and I believe should not disqualify the project. There were many challenging issues taking place which led to this situation. The key problem is that Pleasant View is a small school district and this was the first new construction project undertaken in my career and the Districts first project in over ten years. In addition to this construction project the well on the Pleasant View west campus went dry and had to be replaced, along with a large solar project, all within the last three years. I do not have the staffing or resources of a larger district. I am the only person in the district to manage these projects as well as a large number of other duties from Human Resources, to Business Services, to Federal and State Programs as well as being an instructional leader. All this while trying to help create positive change in a district and community. Pleasant View has become an innovative school district and a leader in reforming instructional pedagogy for our States most at risk groups of students. Being that I wear so many hats in a small school district, I relied heavily on the advice of consultants, architects and especially the advice of my DSA inspector; to make me aware of any project requirements. She was the person I had the greatest confidence in to guide me and the person I had the most contact with day to day during the construction process. However, in late May of 2016 she notified me that she had been diagnosed with cancer and she would have to step away from her responsibilities while undergoing treatment. She never returned to the job and passed away in October. I never would have knowingly violated a regulation and put the Districts funding at risk saddling the District with 20+ years of debt. I truly believe that had she still been on the job she never would have let us occupy these buildings without making sure everything was in order.

On June 5, 2017 the SAB revised the rules for Districts requesting new construction funding that required Districts to submit new construction eligibility updates for the enrollment year in which the application is processed by OPSC. This rule change has negatively affected the District as it does not have eligibility in the current year.

On July 19, 2018, while working with OPSC on the appeal regarding the eligibility issue for the projects design and construction funding applications, the District received a letter stating the project was being returned as the construction application was received after some of the buildings in the project were occupied.

The purpose of this appeal is to request funding for both the design and construction portions of this new construction project. Upon being awarded funding, the District will be able to retire its bridge financing COP and will be able to construct the remaining portion of the project (2 kindergarten classrooms). The total grant requested is \$902,776 for design funding and \$3,611,106 for construction funding for a total of \$4,513,882.

So, the District is requesting the new construction project be accepted and processed and funded. There was no intent not to comply with the regulations and no aspect of this project was advantaged by the delay in submitting the project. If the SAB does not fund this project, then it is creating further challenges for the education of the low-income families living in this small school district.

Our annual General Fund Budget is around \$4.3 million and our annual COP payment averages \$270,000. Equal to 6% of our total budget. As a financial hardship District with less than \$1.8 million in bonding capacity we do not have the resources to provide local matching funds let alone the State share of our project. We ask that the State provide financial hardship funding for the full amount of the project as the District did everything to comply with all rules and regulations existing at the time of this project

Pleasant View Elementary is located in the heart of the San Joaquin Valley and serves a student population of High Risk students. 100% of our students are on Free and Reduced Lunch and 65% of them are English Learners. Two major studies in the last 10-15 years have listed our area as one of the most impoverished in the nation. We currently have two sites. The Pleasant View West site is the oldest site and is located in the country a mile or two outside of the town of Poplar where 95% of our students live. In 2005-2006 The District began building a new campus in the town of Poplar. The educational rationale behind the move was to be able to better serve the parents and students of our community. The District realized the impact a school located in the community would have on our parents and students. Since it was built the Elementary site located in Poplar has become the heart of the community. Parent Involvement has increased dramatically and the district has been able to partner with other organizations to bring services directly to the community like the CHOICES after school program, FoodLink, Save The Children's Early Steps Program and mobile Health and Dental clinics. The financial reasoning behind the move was due to the district enrollment growing it was becoming difficult to transport all of the students to and from school. The costs of owning and operating eight busses and making eight bus runs morning and afternoon to transport our students, led to transportation costs encroaching into the General Fund. When the district received eligibility for new construction it decided that it was in the best interest of the district financially to begin moving towards relocating the remainder of the students to the campus in the community. The costs of maintaining two campuses, with the redundancy in staff and operational costs has become a long term concern. If the district were to

not get reimbursed for this project then the district would at some point become insolvent. The district has continued to lose money the last two years and is projected to deficit spend over the foreseeable future. The district has streamlined as much of the staff and operational budgets as it can at this point. With retirement costs escalating and the increase to the minimum wage the district has limited ways in which to cut costs and continue to pay for the facilities we need to consolidate to one campus. This all will directly impact the educational needs of our students. Who again are some of the most at risk students in the nation. Thank you for your time and consideration.

Sincerely,



Mark Odsather

Superintendent

EDMUND G. BROWN JR.
Attorney General

State of California
DEPARTMENT OF JUSTICE




1300 I STREET, SUITE
 P.O. BOX 944
 SACRAMENTO, CA 94244-2

Public: (916) 445-9
 Telephone: (916) 323-1
 Facsimile: (916) 324-5
 E-Mail: Jill.Bowers@doj.ca.

May 8, 2007

Henry Nanjo
 Senior Staff Counsel
 Department of General Services - Office of Legal Services
 707 Third Street, 7th Floor
 West Sacramento, CA 95605



CONFIDENTIAL ATTORNEY-CLIENT COMMUNICATION

RE: State Allocation Board Request for Advice

Dear Mr. Nanjo:

The State Allocation Board (the Board) asked the Office of the Attorney General for an informal opinion responding to the following three questions:

- Does Title 2, California Code of Regulations, Section 1859.70.2 require that a request for funding submitted by a school district pursuant to that regulation demonstrate eligibility for new construction funding at the time the request for funding is submitted during the 120 day grandfathering period permitted by the regulation?
- Does the State Allocations Board have the discretion to determine/interpret its own regulations?
- What are the limits on the authority of the Board to interpret its own regulations?

SUMMARY

The short answer to the Board's first and second questions is, yes. Section 1859.70.2 requires that a school district demonstrate current eligibility for new construction at the time its request for funding "is submitted during the 120 day grandfathering period." The Board has the discretion to exercise its authority, within statutory and constitutional limits, to "determine/interpret" its own regulations. The Board's authority to act, including action interpreting its own regulations, is limited by the statutes granting that authority. Additional statutes, such as the California Administrative Procedure Act which imposes a requirement for notice-and-comment rulemaking, may limit the range of the Board's exercise of its discretion. State and

Additional statutes, such as the California Administrative Procedure Act which imposes a requirement of notice-and-comment rulemaking, may limit the range of the Board's exercise of its discretion. State and federal constitutional requirements of due process and equal protection impose additional constraints of fairness and rationality on the Board's exercise of its discretion.^{1/}

ANALYSIS

It has long been the rule in California that the same rules of construction apply in interpreting regulations as apply in interpreting statutes. (*California Drive-In Restaurant Assn. v. Clark* (1943) 22 Cal.2d 287; *Duke Molner Wholesale Liquor Co. v. Martin* (1960) 180 Cal.App.2d 873, cert. den. (1960) 364 U.S. 870; *Westfall v. Swoap* (1976) 58 Cal.App.3d 109; *Forrest v. Trustees of Cal. State University & Colleges* (1984) 160 Cal.App.3d 357; *Jones v. California Interscholastic Federation* (1988) 197 Cal.App.3d 751; *Industrial Indemnity Co. v. City and County of San Francisco* (1990) 218 Cal.App.3d 999, as mod.; *Lusardi Construction Co. v. California Occupational Safety & Health Appeals Bd.* (1991) 1 Cal.App.4th 639; *Cole v. City of Oakland Residential Rent Arbitration Bd.* (1992) 3 Cal.App.4th 693; *In re Richards* (1993) 16 Cal.App.4th 93; *Robinson v. City of Yucaipa* (1994) 28 Cal.App.4th 1506; *Schmidt v. Foundation Health* (1995) 35 Cal.App.4th 1702; *Head v. Civil Service Com.* (1996) 50 Cal.App.4th 2401, as mod.; *Farm Sanctuary, Inc. v. Dept. of Food & Agriculture* (1998) 63 Cal.App.4th 495.)

1. The California Court of Appeal has long recognized that the scope and effect of the state and federal equal protection guarantees are substantially equivalent and are analyzed in a similar fashion. (*Children's Hosp. and Med. Center v. Bonta* (2002) 97 Cal.App.4th 740, 768-769; *People v. Leng* (1999) Cal.App.4th 1; *Landau v. Super. Ct.* (1998) 81 Cal.App.4th 191; *In re Evans* (1996) 49 Cal.App.4th 1263; *Keneally v. Med. Bd.* (1994) 27 Cal.App.4th 489; *Reece v. Alcoholic Beverage Controls Appeals Bd.* (1976) 64 Cal.App.3d 675.) "Where, as here, the differential treatment . . . does not relate to any fundamental interests, such as the right to vote, or suspect classifications, such as race or sexual orientation, the question is whether there is a rationale basis for the different treatment." (*Children's Hosp. and Med. Ctr. v. Bonta, supra*, 97 Cal.App.4th 740, 769; accord, *Smith, Setzer & Sons, Inc. v. South Carolina Procurement Review Panel* (4th Cir. 1994) 20 F.3d 1311, 1320, citing *City of Cleburne v. Cleburne Living Ctr, Inc.* (1985) 473 U.S. 432, and *New Orleans v. Dukes* (1976) 427 U.S. 297.) "The general rule is that legislation is presumed to be valid and will be sustained if the classification drawn by the statute is rationally related to a legitimate state interest." (*Cleburne*, 473 U.S. 432, 440.)

"State due process constitutional analysis differs from that conducted pursuant to the federal due process clause in that the claimant need not establish a property or liberty interest as a prerequisite to invoking due process protection, but focuses rather on an individual's due process liberty interest to be free from arbitrary adjudicative procedures, and procedural due process under the California Constitution is much more inclusive and protects a broader range of interests than under the federal Constitution. [CITATION.]" (7 Witkin, Summary 10th (2005), § 615, p. 1006.)

Further, the California courts construe statutes and regulations in a manner that carries out the legislative or regulatory intent. (*Weaver v. Chavez* (2005) 133 Cal. App. 4th 1350) (*Mileikowsky v. Tenet Healthsystem* (2005) 128 Cal. App. 4th 531, *reh. den.* [A regulation must be given a reasonable and common sense interpretation consistent with the apparent purpose and intention of the agency, practical rather than technical in nature, and which, when applied, will result in wise policy rather than mischief or absurdity.]) In interpreting administrative regulations, the California court considers the core objective of the regulation and its history and background (*Department of Alcoholic Beverage Control v. Alcoholic Beverage Control Appeals Board* (2003) 109 Cal. App. 4th 1687.)

Thus, the first source to examine for guidance in interpreting section 1859.70.2 is the statute which it implements, that is, the Leroy F. Greene Act School Facilities Act of 1998 (S.B. 50 1998) (the Act).² The Act provides a continuous appropriation to fund new construction and modernization of public schools to relieve overcrowding, pursuant to calculations specified in the Act, and empowers the Board to “[a]dopt rules and regulations, pursuant to the rulemaking provisions of the Administrative Procedure Act . . . for the administration of this chapter.” (Gov. Code, sec. 17070.35, subd. (a)(1).) Section 17070.35 requires the Board to “[d]etermine the eligibility of school districts to receive apportionments under this chapter.” (Gov. Code, sec. 17070.35, subd. (a)(3).)

The Act does not expressly define “new construction.” (*Cf.* definition of “modernization” in Educ. Code, § 17070.15, subd. (i); *see*, n. 9, *infra.*) A definition excluding reimbursement for completed projects already housing students may be implied, however, from Section 17072.35, which limits the use of “new construction grant funds” under the Act to prospective rather than completed aspects of new construction:

A grant for new construction may be used for any and all costs necessary to adequately house new pupils in any approved project, and those costs may only include the cost of design, engineering, testing, inspection, plan checking, construction management, site acquisition and development, evaluation and response action costs relating to hazardous substances at a new or existing schoolsite, demolition, construction, acquisition and installation of portable classrooms, landscaping, necessary utility costs, utility connections and other fees, equipment including telecommunications equipment to increase school security, furnishings, and the upgrading of electrical systems or the wiring or cabling of classrooms in order to accommodate educational technology. A grant for new construction may also be used to acquire an existing government or privately owned building, or a privately financed school building, and for the necessary costs of converting the government or privately owned building for public school use. A grant for new construction may also be used for the costs of designs and materials that promote the efficient use of energy and water, the maximum use of natural lighting and indoor air quality, the use of recycled materials and materials that emit a minimum of toxic substances, the use of acoustics

2. A copy of the full text of the Act is attached as Exhibit A.

conducive to teaching and learning, and other characteristics of high performance schools.

(Educ. Code, § 17072.35.) Thus, it is the Act itself which requires a school district to demonstrate current eligibility for new construction funding at the time its request is submitted, whether that submission occurs during the 120 day grandfathering period permitted by Title 2, California Code of Regulations, section 1859.70.2, or pursuant to another relevant regulation.

The requirement for current eligibility is also inherent in the terms of the bond measures, placed by the legislature and approved by the voters,^{3/} that finance new construction grants under Section 1859.70.2. These were Proposition 1A, the Class Size Reduction Kindergarten-University Public Education Facilities Bond Act of 1998 (Prop. 1A); Proposition 47, Education Facilities: Kindergarten-University Public Education Facilities Bond Act of 2002 (Prop. 47); and Proposition 55, the Kindergarten-University Public Education Facilities Bond Act of 2004 (Prop. 55).

The Legislative Analyst's Office (LAO) Final Report for Prop. 1A emphasizes that the referendum sought voter approval for bonds "to buy land and construct *new* schools buildings" and "for reconstruction or modernization of *existing* schools." (LAO Final Report on Prop. 1A, November, 1998, at p. 3 [emphases in the original].)^{4/} The LAO reports for Prop. 47 and Prop. 55 also noted that kindergarten through 12th grade schools, or "K-12" schools, "receive funding for construction and modernization (that is, renovation) of facilities from two main sources—state general obligation bonds and local general obligation bonds." (LAO Final Report on Prop. 55, November, 2003, at p. 1;^{5/} LAO Final Report on Prop. 47, Jul. 23, 2002, at p. 1.) None of these reports contemplates that voter approval was sought to reimburse school districts for completed projects or to retroactively fund completed projects based on alleged historic rather than current—that is, at the time the grant application is submitted—eligibility. Comparison of the uses of bond funds in Prop. 1A, Prop. 47 and Prop. 55 shows that the voters intended their prospective rather than retroactive application to K-12 schools new construction or modernization (renovation).

The LAO Final Report for Prop. 1A states that the bond money would be used to fund K-12 school construction as follows:

3. Post voter approval changes to uses of bond proceeds are unconstitutional if they change the scheme or design that induced voter approval. (*Veterans of Foreign Wars v. State of California* (1974) 36 Cal. App. 3d 688.) Thus, if the voters approved the bond measure for new construction, suing the proceeds for existing construction would be unconstitutional.

4. A copy of the LAO's August 28, 1998 Final Report on Prop. 1A is attached as Exhibit B.

5. A copy of the LAO's November, 2004 Final Report on Prop. 55 is attached as Exhibit D.

6. A copy of the LAO's July 23, 2002 Final Report on Prop. 47 is attached as Exhibit C.

- At least 2.9 billion to buy land and construct *new* school buildings . . .
- At least \$2.1 billion for reconstruction or modernization of *existing school buildings* . . .
- Up to \$700 million for facilities costs related to the Class Size Reduction program. Up to \$1 billion for projects where the state determines that a district either (1) is unable for financial reasons to provide sufficient local matching funds or (2) will incur excessive school construction costs that are beyond the control of the district.^[7]

(Ex. B, at p. 3.) (Emphases in the original.) The LAO Final Reports on Prop. 47 and Prop. 55 include tables showing that the legislation that placed these bond measures contemplated funds use for K-12 new construction projects,^{8/} modernization projects,^{9/} “critically overcrowded” schools,^{10/} and joint use projects.^{11/} (Ex. C, at p.3; and Ex D, at p. 3.)

In California Code of Regulations, section 1859.70, the Board fulfills its statutory duty by defining eligibility relative to “the date of Occupancy of any classroom in the construction contract”:

The Board shall only provide New Construction funding if the *Approved Application was received by the [Office of Public School Construction (OPSC)] prior to the date of Occupancy for any classrooms included in the construction contract.* After the date of Occupancy of any classroom in the construction contract, a district will be ineligible to seek New Construction funding and the classrooms will be reduced from the baseline eligibility pursuant to Section 1859.51(i) if not previously reduced.^[12/]

7. Educ. Code, § 17075.10 (“Criteria; cost accommodation”).

8. Educ. Code, § 17072.35 (“Use of new construction grant funds”).

9. “Modernization” is defined in the Act as “any modification of a permanent structure that is at least 25 years old, or in the case of a portable classroom, that is at least 20 years old, that will enhance the ability of the structure to achieve educational purposes.” (Educ. Code, § 17070.15, subd. (i).) (See Educ Code, § 17074.25 for authorized “[u]se of modernization funds.”)

10. To be eligible for funding under Article 11 of the Act, concerning “Critically Overcrowded School Facilities,” a project must meet all the criteria set out in Education Code, section 17078.18.

11. Funding criteria for “joint-use projects” for K-12 schoolsites are set out in Education Code, section 17077.40.

12. The formulae for calculating a school district’s baseline eligibility for a new construction grant in relation to existing school building capacity—based on statutory maximum numbers of pupils per “teaching station” (defined as “any space that was constructed or

(Cal. Code Regs., tit. 2, § 1859.70.) (Emphasis added.) Hence, the Board does not have authority under the Act or its regulations which are consistent with the Act (and the will of the people in approving use of bond proceeds) to fund projects where classrooms included in the construction contract are already occupied.

It has been argued that by adopting California Code of Regulations, section 1859.70.2, the Board authorized funding for classrooms already occupied as of the date that application was received. This is incorrect. On August 27, 2003, the Board adopted Section 1859.70.2 for the purpose of extending the deadline for submitting an Approved Application from 180 days from the signing of the construction contract to 120 days from the date of the adoption of section 1859.70.2. In other words, school districts that were precluded from receiving funding because they had failed to submit an Approved Application within 180 days of the execution of the construction were given a second chance to submit an Approved Application.^{13/}

Section 1859.70.2 did not alter, however, the prerequisites for funding, including the requirement that the Approved Application be received by OPSC before the project is occupied. (Section 1857.70.) In fact, the specific requirements of section 1859.70.2 reinforce that requirement among others. Specifically, section 1859.70.2 requires "all of the following conditions" to be met:

(a) The Approved Application for funding must be filed with the OPSC no later than 120 days after this proposed regulation is in effect; and,

(b) The Approved Application *meets all requirements of Chapter 12.5, the Leroy F. Greene School Facilities Act of 1998*; and,

(c) The contract for the lease, lease-purchase, purchase or construction has been signed on or after January 1, 2000; and,

(d) The grants for the projects funded pursuant to this Section *shall be limited*

reconstructed to serve as an area in which to provide pupil instruction, but shall not include portable buildings, except as provided in Section 17071.30") per grade—and for adjusting the baseline, are described in Article 2 of the Act, Education Code, section 107071.10, *et seq.* (Section 17071.30 states the exceptions to inclusion of portable classrooms in the determination of a school district's existing school building capacity.) Adjustments to the new construction eligibility baseline may be made under California Code of Regulations, title 2, sections 1859.51 and 1859.51.1.

13. The Final Statement of Reasons for the adoption of California Code of Regulations, section 1859.70.2, provides that "[i]t was necessary to put in place a mechanism that would allow projects that were previously ineligible for State funding due to the construction contract being signed in excess of 180 days prior to the submittal of an Approved Application the opportunity to receive State funding based on specific criteria." *See* Final Statement of Reasons, *attached as Exhibit E, "Need for Regulation,"* at p. 3.

to actual eligible expenditures and the funding provided will be calculated based on the grant amounts at the time the construction contract was signed. The project will not be eligible to receive project savings as provided in Section 1859.103; and,

(e) *The district has new construction eligibility for the project.* If the capacity of the project is included in the district's baseline, the district may exclude the capacity from its existing school building capacity for purposes of determining eligibility for this project;^[14] and,

(f) All project approvals required for a new construction funding application were obtained prior to the construction contract date.

If the Approved Application meets all criteria except (f) above, the district may request a case-by-case approval from the Board.

(Cal. Code Regs., tit. 2, § 1859.70.2.) (Emphases supplied.) A project that is already occupied by students at the time of submission of the Approved Application does not have "new construction eligibility" and expenditures on such a project are not "eligible expenditures." The emphasized text establishes a requirement of *current* eligibility at the time of the submission of the application under section 1859.70.2, rather than at some point in the historical past under the prior regulation, as the relevant temporal limit on eligibility.

Among the materials reviewed by this Office in preparing this informal opinion is the March 9, 2007 letter from the Legislative Counsel of California to the Honorable Lois Wolk, providing a concise analysis of the question whether the Board has the authority to interpret its own regulations:

"[T]he courts have held that an administrative agency is entitled to interpret its own regulations. (*Wilson v. Cook* (1987) 197 Cal.App.3d 344, 349). Moreover, courts have held that an agency's expertise with regard to a statute or regulation it is charged with enforcing entitles its interpretation of the statute or regulation to be given great weight unless it is clearly erroneous or unauthorized. (*Yamaha Corp. of America v. State Bd. of Equalization* [(1998) 19 Cal.4th 1,] 7-9; *Pacific Legal Foundation v. Unemployment Ins. Appeals Bd.* (1981) 29 Cal.3d 101, 111; *Hewlett v. Squaw Valley Ski Corp.* (1997) 54 Cal.App.4th 499, 526.) In *Teichert Construction v. California Occupational Safety & Health Appeals Bd.* (2006) 10 Cal.App.4th 883, at page 891, the

14. Under California Code of Regulations, title 2, section 1850.70, this exclusion is not available once a completed project houses pupils: "After the date of Occupancy of any classroom in the construction contract, a district will be ineligible to seek New Construction funding and the classrooms will be reduced from the baseline eligibility pursuant to Section 1859.51(i) if not previously reduced." (Cal. Code Regs., tit. 2, § 1850.70.)

Henry Nanjo
May 8, 2007
Page 8

court stated that where the court reviews the interpretation of a regulation by the board charged with enforcing the regulation, the court must respect the subject matter expertise of the board, and the board's interpretation must be upheld unless it is clearly erroneous or unauthorized. However, the interpretation of a regulation, like the interpretation of a statute, is a question of law, and while an administrative agency's interpretation of its own regulation obviously deserves great weight, the ultimate resolution of such legal questions rests with the courts. (*Ordlock v. Franchise tax Bd.* (2006) 38 Cal.4th 897, 910; *Culligan Water Conditioning v. State Bd. of Equalization* (1976) 17 Cal.3d 86, 93).

(Mar. 9, 2006 letter, Diane F. Boyer-Vine, Legislative Counsel, by Gerardo Partida, Deputy Legislative Counsel, to the Hon. Lois Wolk.)^{15/} We share the opinion of our colleagues in the Legislative Counsel's Office that the Board has the authority to interpret its regulations or to determine the manner in which to apply its regulations, as long as that interpretation or determination is not arbitrary or capricious or in excess of the authority vested in the Board.

Sincerely,



JILL BOWERS
Deputy Attorney General

For EDMUND G. BROWN JR.
Attorney General

Attachments, 6

cc.: Stacy Boulware Eurie, Senior Assistant Attorney General

10339782.wpd

15. A copy of this letter is attached as Exhibit F.

ATTACHMENT D

Current regulations state that districts may not occupy classrooms before submitting an application to OPSC for funding. Previously, regulations required that a project be submitted to OPSC within 180 days of executing construction contracts. During the process of changing the regulations from within 180 days of execution of contracts to the occupancy date, a 120-day grandfathering period was implemented during the changeover.

Past Board actions have addressed situations in which funding application submittals were not in compliance with each version of the regulatory requirements.

Prior Board Action

BOARD DATE(S)	DISTRICT	REQUEST	FINANCIAL HARDSHIP	BOARD ACTION
01/24/07; 08/22/07; 09/26/07	Davis Joint Unified 50/72678-00-006	Reimbursement for a new construction funding application that was administratively determined to be ineligible for funding due to lack of eligibility at the time of submittal and occupancy prior to submittal of the funding application.	No	Approved
11/10/08; 06/24/09	Glendale Unified 50/64568-00-007	Reimbursement for a new construction funding application for classrooms constructed and occupied prior to submitting a funding application.	No	Approved
02/25/09	Lammersville Elementary 50/68441-00-002	Acceptance of an SFP new construction application that was submitted 10 months after the date of classroom occupancy.	No	Approved

Davis Joint Unified

- In 2007, Davis Joint Unified School District submitted an appeal to request funding for an application previously revoked due to violation of the occupancy regulations.
- Between 2002 and 2003, the District's application was administratively denied two times.
 - The first time, the District had not submitted the funding application within 180 days of signing a contract for the construction of the classrooms in the project.
 - The second time was due to the classrooms being occupied prior to submitting the Form SAB 50-04 to OPSC.
- Under the modified regulations allowing a grandfathering period for submitting funding applications to OPSC, the District submitted the funding application a third time in November 2004 which was similarly denied funding because the District no longer had new construction eligibility for the project during the 120-day grandfathering period.
- This appeal prompted the Board to request the opinion from the Attorney General to clarify when applications could be submitted for funding consideration.
- In its May 8, 2007 opinion letter, the Attorney General indicated that SFP Regulation 1859.70.2 requires that a school district demonstrate current eligibility for new construction at the time its request for funding "is submitted during the 120-day grandfathering period." Staff asserted that new construction State bond funds are intended to build new classroom space, and are not intended to reimburse districts for existing capacity.

ATTACHMENT D

- In August 2007, after consideration of the Attorney General's May 2007 opinion, the SAB approved the District's request for reimbursement totaling \$4.51 million.
- At the same time, the Board requested SAB Legal Counsel to seek further guidance from the AG's office regarding the Board's statutory authority to fund any future projects that fall under the same funding criteria as Davis Joint Unified.
- In October 2008, the Attorney General issued a second informal opinion which opined (reinforcing its previous position) that projects already housing pupils are ineligible for Greene Act new construction funds.

Glendale Unified

- In November 2008, Glendale Unified School District filed an appeal requesting reimbursement for a new construction funding application that was previously denied. The project was constructed in 2000/2001 and occupied in 2002.
- Glendale Unified applied for new construction funding under the 2004 "120-day grandfathering" period created by the Board, however the district had no new construction eligibility during the grandfathering period, and its application was subsequently denied.
- Staff asserted the project had been completed eight years previously, thus could not be considered new construction, and therefore was ineligible for SFP new construction funding.
- Similar to the Davis Joint Unified appeal, Glendale Unified could not demonstrate new construction eligibility at the time their application was filed under the grandfathering period.
- In its October 2008 informal opinion, the Attorney General opined that projects already housing pupils are ineligible for Greene Act new construction funds.
- Given the Glendale Unified project had been completed and classrooms occupied since 2002, the Attorney General advised the Board to deny Glendale's request.
- Ultimately, after an extensive review of the circumstances concerning both the Glendale and Davis Joint Unified's appeals, the Board approved the district's request to reimburse the project.

Lammersville Elementary

- In June 2008, Lammersville Elementary School District submitted an appeal requesting that its application for new construction funding be accepted even though the classrooms in the project had been occupied prior to submitting the funding application to OPSC.
- The district had sufficient new construction eligibility at the time, however; due to the death of one of the District's key facilities staff members, the district didn't submit a funding application to OPSC until nearly a year after the school was officially occupied.
- Staff deemed the district's request to be ineligible for funding, as supported by the opinions of the Board Legal Counsel and the Attorney General in previous appeals for Davis Joint Unified and Glendale Unified School Districts.
- As part of the appeal, Staff referenced the previous Attorney General and SAB Legal Counsel opinions on the relevant authority as it relates to occupying classrooms before a funding application is submitted to the OPSC/SAB for approval.
- The Board ultimately approved the District's request to submit the new construction project for funding consideration, with a submittal date to OPSC of August 25, 2007.

REPORT OF THE EXECUTIVE OFFICER
State Allocation Board Meeting, February 27, 2019

SCHOOL DISTRICT DATA

School District:.....HAYWARD USD County:.....ALAMEDA
Application Number:.....61/61192-00-005 School Name:.....LORIN A. EDEN ELEMENTARY
Total District Enrollment:.....22,734 Project Grade Level:K-12

PURPOSE OF REPORT

To present the District's request for an extension to complete an Emergency Repair Program (ERP) project.

DESCRIPTION

On August 26, 2015, the District received an ERP Grant to replace the roof of the Administration and North Wing buildings in the amount of \$499,381. According to program regulations, if the project does not require approval from the Division of the State Architect (DSA), as is the case with this project, the District is required to complete the project and submit the *Expenditure Report* (Form SAB 61-04) to the Office of Public School Construction (OPSC) within 15 months from the Apportionment date. During the planning process, the District experienced unusually high employee turnover. When the District realized there was inadequate time to plan, procure and execute the re-roofing project within the required timeframe, it submitted an appeal requesting to extend the deadline for an additional 12 months.

AUTHORITY

See Attachment A.

BACKGROUND

In 2004, as a result of the *Williams v. California* Settlement, Senate Bill 6, Chapter 899 established the ERP with \$800 million to address facility conditions in low performing schools that pose an urgent threat to student or staff health and safety. In 2007, the program was converted into a grant program by Assembly Bill 607, Statutes of 2006 Chapter 704, allowing eligible schools to receive funds before repairs are completed.

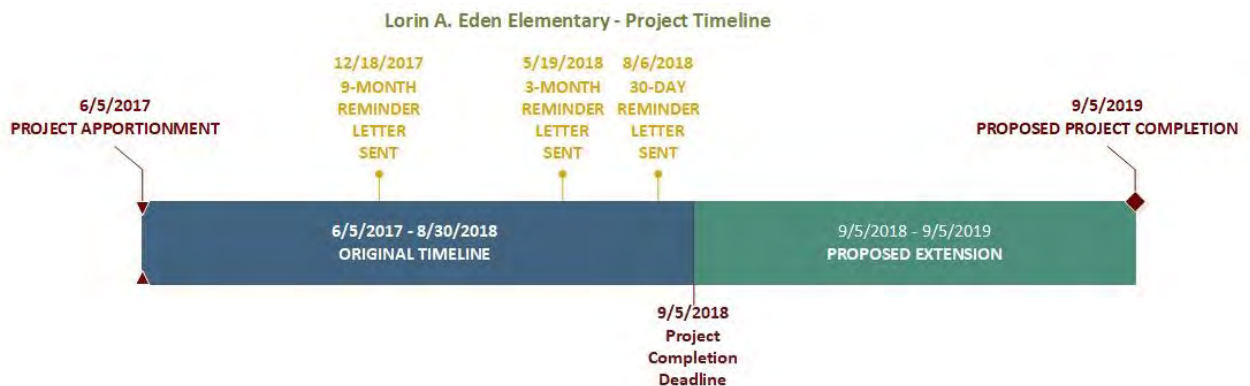
The District submitted an ERP application to OPSC on August 14, 2008, to replace a structurally unsafe roof for the Administration and North Wing buildings and received an ERP Grant on June 5, 2017, in the amount of \$499,381. Per ERP Regulation Section 1859.330, because the project did not require DSA review and approval, the District had 15 months to complete the project and to submit the *Expenditure Report* (Form SAB 61-04), along with the required documents, to OPSC. The completed Form SAB 61-04 was due to OPSC by September 5, 2018.

OPSC sends reminder letters to all districts (including three to Hayward) that receive ERP Grants, notifying them of upcoming deadlines. Specifically, in the District's case, it received reminder letters in December 2017, June 2018, and August 2018. In August 2018, the District contacted OPSC, stating that it would likely not make the required deadline to complete the project.

BACKGROUND (cont.)

Staff advised the District that OPSC cannot administratively approve an extension and, per ERP Regulations, the project would be rescinded without further Board action if the deadline was not met. The District submitted a *School District Appeal Request* (Form SAB 189) in October 2018 requesting to extend the deadline.

Below is a summary of the Lorin A. Eden Elementary School ERP project timeline of events.

**STAFF ANALYSIS/STATEMENTS****District Position**

After the District received an ERP Apportionment in June 2017 for the re-roofing project at the Lorin A. Eden school site, the District experienced unusually high employee turnover. This resulted in a new Assistant Superintendent, Chief Business Officer/Fiscal Director and the entire facilities management staff. The District also stated that by the time the reminder correspondence was received, it was too late to plan, procure, and execute the project.

The District has stated that the project is still highly critical and remains eligible pursuant to 1859.321. Without the contribution of State funding, the District has stated that they will not have sufficient funds necessary to complete the critical work of the project. Therefore, the District requests the Board's consideration of a 12-month extension to allow the District adequate time to complete the ERP project work and to submit the expenditure reporting documents to OPSC by September 5, 2019.

For additional information, the Form SAB 189, a plan page, photos, and inspection reports that include dates of the various activities that the District has completed for the project are included as Attachment B.

Staff Position

While the District had 15 months to complete the project as stipulated in the ERP Regulation Section 1859.330, the District is seeking a 12-month extension. Staff acknowledges the fluctuation in staffing due to turnover was unanticipated and could have impeded the project from progressing in the original timeframe. While Staff has some concerns about why the project was not completed within the timeframes, the project is still needed. Staff is unable to approve the District's request administratively and is, therefore, seeking the Board's direction.

Below is a discussion of the applicable topics pertaining to the District's request. A detailed timeline of events is included as Attachment C.

STAFF ANALYSIS/STATEMENTS (cont.)*Regulatory Requirements*

ERP Regulation Section 1859.330, *Time Limit on Grant Apportionment*, states that when DSA's review and approval are not required, then the Local Educational Agency (LEA) must complete the emergency repair or replacement and submit the Form SAB 61-04 to OPSC within 15 months of the Grant Apportionment date. Projects requiring DSA review and approval receive a 21-month deadline for construction completion and expenditure reporting from the date of Apportionment. The regulation goes on further to state, "If the LEA does not meet the Time Limit on Grant Apportionment, the Apportionment will be rescinded without further Board action."

The District received its ERP Apportionment on June 5, 2017. Therefore, according to ERP Regulations, the District must have completed the project and submitted the completed Form SAB 61-04 to OPSC by September 5, 2018, to retain the funds. Absent the Board granting an extension; the District will be required to return the full amount of the original Apportionment.

Prior Board Action

The Board has heard three appeal requests to provide extensions to ERP projects for Montague Elementary, Richgrove Unified, and Norwalk-La Mirada High School Districts. In the Montague Elementary and Richgrove Unified instances, both districts were near completion of the project and needed an extension of 45-60 days on the 21-month timeline.

In the Norwalk-La Mirada High instance, the ERP project was one part of a much larger site-wide re-planning effort. During the course of the larger project, it encountered previously unknown water pressure deficiencies which delayed the ERP project, along with the rest of the work at the site. The delay necessitated an extension of eighteen months to complete the project because of the need to align with the summer months when school was out of session, as the construction required the water to be shut off at the site. Ultimately, the Board approved each of the prior districts' requests for ERP project extensions.

This group of appeals is similar to the District's situation because the District intends to complete the project as proposed; however, due to unforeseen delays related to staffing turnover within the District's facilities staff, the original deadline could not be met. The current situation is slightly different in that the project is still in the design phase, while the others were already underway or nearly complete.

Summary

The District is requesting an extension of 12 months to the 15 months already provided by regulation. While Staff has concerns as to why the emergency repair project was not completed within the regulatory deadline, the project is still needed. Staff is unable to administratively approve the District's request due to the requirements outlined in ERP Regulations. Therefore, Staff is seeking Board direction.

BOARD OPTION

Pursuant to the *Rules and Procedures of the State Allocation Board*, "Staff is providing the following option for the Board's consideration. A positive vote by six members is required for the Board to take action that is an alternative to Staff's administrative action. Absent a positive vote by six members of the Board, Staff's administrative action will stand and the school district's appeal will be considered closed."

Grant the District's appeal.

BOARD ACTION

In considering this Item, the Board approved the District's request for an additional 12-month extension to complete the project funded under the Emergency Repair Program.

ATTACHMENT A

AUTHORITY

Education Code (EC) 17592.72

(a) (1) For the 2005–06 fiscal year, all moneys in the School Facilities Emergency Repair Account are available for reimbursement to schools ranked in deciles 1 to 3, inclusive, on the Academic Performance Index, pursuant to Section 52056, based on the 2003 base Academic Performance Index score for each school, as defined in subdivision (b) of Section 17592.70, to meet the repair costs of the school district projects that meet the criteria specified in subdivisions (c) and (d) and as approved by the State Allocation Board.

(2) Commencing with the 2006–07 fiscal year, all moneys in the School Facilities Emergency Repair Account are available for the purpose of providing emergency repair grants to schools ranked in deciles 1 to 3, inclusive, on the Academic Performance Index, pursuant to Section 52056, based on the 2003 base Academic Performance Index score for each school, as defined in subdivision (b) of Section 17592.70, to cover the costs of school district repair projects that meet the criteria specified in subdivisions (c) and (d). The State Allocation Board shall establish a grant application process, grant parameters, substantial progress requirements, and a process for providing certification of the completion of projects. The State Allocation Board shall post the grant application form on its Internet Web site.

(3) For subsequent fiscal years, schools shall be eligible for funding based on the Academic Performance Index scores as specified in paragraph (2) of subdivision (c) of Section 1240.

(b) (1) It is the intent of the Legislature that each school district exercise due diligence in the administration of deferred maintenance and regular maintenance in order to avoid the occurrence of emergency repairs.

(2) Funds made available pursuant to this article shall supplement, not supplant, existing funds available for maintenance of school facilities.

(3) The board is authorized to deny future funding pursuant to this article to a school district if the board determines that there is a pattern of failure to exercise due diligence pursuant to paragraph (1) or supplantation. If the board finds a pattern of failure to exercise due diligence, the board shall notify the county superintendent of schools in which the school district is located.

(c) (1) For purposes of this article, “emergency facilities needs” means structures or systems that are in a condition that poses a threat to the health and safety of pupils or staff while at school. These projects may include, but are not limited to, the following types of facility repairs or replacements:

(A) Gas leaks.

(B) Nonfunctioning heating, ventilation, fire sprinklers, or air-conditioning systems.

(C) Electrical power failure.

(D) Major sewer line stoppage.

(E) Major pest or vermin infestation.

(F) Broken windows or exterior doors or gates that will not lock and that pose a security risk.

(G) Abatement of hazardous materials previously undiscovered that pose an immediate threat to pupil or staff.

(H) Structural damage creating a hazardous or uninhabitable condition.

(2) For purposes of this section, “emergency facilities needs” does not include any cosmetic or nonessential repairs.

(d) For the purpose of this section, structures or components shall only be replaced if it is more cost-effective than repair.

EC Section 17592.73

The State Allocation Board shall do all of the following:

(a) Adopt regulations and review and amend its regulations, as necessary, pursuant to the rulemaking provisions of the Administrative Procedure Act (Chapter 3.5 (commencing with Section 11340) of Part 1 of Division 3 of Title 2 of the Government Code), for the administration of this article, including those regulations necessary to specify the qualifications of the personnel performing the needs assessment and a method to ensure their independence. The initial regulations adopted pursuant to this article shall be adopted as emergency regulations, and the circumstances related to the initial adoption are hereby deemed to constitute an emergency for this purpose. The initial regulations adopted pursuant to this article shall be adopted by January 31, 2005.

ATTACHMENT A

- (b) Establish and publish any procedures and policies in connection with the administration of this article as it deems necessary.
- (c) Apportion funds to eligible school districts under this article.
- (d) Provide technical assistance to school districts to implement this article.
- (e) Submit an interim status report to the Legislature and the Governor by June 30, 2005, by compiling the reports submitted pursuant to paragraph (6) of subdivision (d) of Section 17592.70.
- (f) By June 30, 2008, report to the Legislature and the Governor on expenditures pursuant to Section 17592.72 and projections of future expenditures pursuant to Section 17592.72.

Emergency Repair Program Regulation Section 1859.330 Time Limit on Grant Apportionment

The LEAs that receive ERP Grants shall comply with all of the following provisions:

(a) When the Division of the State Architect's review and approval is not required, within 15 months of the Grant apportionment the LEA shall:

- (1) Complete the emergency repair or replacement; and
- (2) Submit the Form SAB 61-04 to the OPSC.

(b) When the Division of the State Architect's review and approval is required, within 21 months of the Grant apportionment the LEA shall:

- (1) Complete the emergency repair or replacement; and
- (2) Submit the Form SAB 61-04 to the OPSC.

If the LEA does not meet the Time Limit on Grant Apportionment, the Apportionment will be rescinded without further Board action. Within 60 days of the OPSC notification, the LEA must submit to the State a warrant for the amount of the Apportionment and any interest earned on State funds. If this does not occur, the OPSC shall initiate collection procedures as delineated in 1859.324.1(a). Any rescinded funds returned to the State will be made available for the funding of future ERP Grants and Grant Adjustments. The LEA may re-file Form SAB 61-03 to request a Grant for the rescinded projects provided it meets the provisions of Section 1859.324 at the time of re-filing.

STATE OF CALIFORNIA
SCHOOL DISTRICT APPEAL REQUEST

STATE ALLOCATION BOARD
 OFFICE OF PUBLIC SCHOOL CONSTRUCTION

SAB 189 (REV 10/09)

Page 2 of 2

SCHOOL DISTRICT Hayward Unified School District	APPLICATION NUMBER 61/61192-00-0005
SCHOOL NAME Lorin A. Eden Elementary	COUNTY Alameda
DISTRICT REPRESENTATIVE Timothy M. Cody	E-MAIL ADDRESS tcody@husd.org

Purpose of Request:

Request extension of time to complete project and submit required expenditure report.

Basis of Request:

- Law (Statute) _____
- Regulation Section 1859.320.General Section 1859.321 Eligible Schools
- Other (specify) Outstanding Critical Need

Description:

Correspondence submitted pursuant to discussion with OPSC on August 24, 2018.

I am embarrassed to say that during FY2017/2018, Hayward Unified School District (HUSD) experienced higher than average employee turn-over. This resulted in a new Assistant Superintendent, Chief Business Officer/Fiscal Director and entire facilities management staff. By the time I received OPSC correspondence, it was too late to plan, procure and execute a re-roofing project at the Lorin Eden site. However, the Lorin Eden site remains eligible pursuant to 1859.321 and this highly critical project continues to meet the intent of 1859.320. Without these funds from OPSC/SAB, HUSD would not have sufficient funds to complete this critical work.

On behalf of HUSD, I would like to formally request consideration to extend the deadline to 9/5/19 to provide adequate time to design, procure and complete this important work.

Your consideration is appreciated.

Should you have any questions, please feel free to contact me at (510)784-2600, extension 72800.

RECEIVED
 OFFICE OF PUBLIC
 SCHOOL CONSTRUCTION
 2018 OCT 29 PM 12: 27
 MAIL ROOM

SIGNATURE OF AUTHORIZED DISTRICT REPRESENTATIVE  DATE 9/25/18

REPORT TO THE EXECUTIVE OFFICER
State Allocation Board Meeting February 27, 2019

EMERGENCY RESPONSE TO DISASTERS

PURPOSE OF REPORT

To provide the State Allocation Board (Board) with information on the roles and responsibilities of various state agencies involved in the event of an emergency affecting California K-12 public school facilities.

DESCRIPTION

The Camp Fire began on November 8, 2018 and soon became the deadliest and most destructive fire in California history. In addition to the Camp Fire, hundreds of schools statewide have been impacted by other recent wildfires, mudslides, or other disasters. In the wake of these events, the Board asked Staff to provide a report on its role and the Office of Public School Construction's (OPSC) role in the event a disaster destroys or damages school facilities.

This item provides a summary of the Board's ability to provide assistance for any school facilities affected by disaster situations.

BACKGROUND

Recent Fires in California

The 2017 fires in Northern California, the recent Camp Fire that occurred in Butte County, as well as the 2017 and 2018 fires in Southern California, destroyed much of the surrounding communities. In some cases, school sites were completely destroyed, and many additional schools were damaged or otherwise impacted by the fires.

Multi-Agency Coordination – Joint State-Federal Schools Task Force

In the aftermath of the Camp Fire multiple state agencies came together to assist affected school districts. The California Office of Emergency Services (Cal OES), the California Department of Education (CDE), the Division of the State Architect (DSA), and OPSC, among others, worked closely with school leaders in the impacted counties as part of the Joint State-Federal Schools Task Force to provide a range of support. While there are other agencies with roles in the process of rebuilding and repairing affected schools, this item will focus on these agencies individual roles and responsibilities as well as the Board's role in those recovery efforts.

California Office of Emergency Services (Cal OES)

Cal OES is responsible for the coordination of overall state agency response to major disasters in support of local governments. Cal OES is responsible for assuring the state's readiness to respond to and recover from all hazards – natural, human made and disasters. Cal OES also assists local governments in their emergency preparedness, response, recovery, and hazard mitigation efforts.

BACKGROUND (cont.)

Once a disaster occurs and the Cal OES Director concurs with a local emergency proclamation or the Governor has proclaimed a state of emergency, state assistance is made available under the California Disaster Assistance Act. If the President of the United States executes a major disaster declaration, upon the request of the Governor, the Federal Emergency Management Agency (FEMA) provides disaster relief funding to be administered through Cal OES. Officials with FEMA and Cal OES then hold Public Assistance (PA) applicant briefings with governmental entities, including school districts, within the affected area(s). These meetings provide a means by which the school districts can quickly and efficiently apply for PA grants to address disaster-related damages.

Please see Attachment A for disaster preparedness and response coordination measures and resources provided by Cal OES.

The California Department of Education (CDE)

The core purpose of the CDE is to lead and support the continuous improvement of student achievement. Additionally, CDE provides technical assistance in emergency preparedness, during emergency response, and during the recovery process in order to support Local Educational Agencies (LEAs). Please see Attachment B for a description of CDE's role in emergency management.

Division of the State Architect (DSA)

DSA provides design and construction oversight for K-12 schools, community colleges, and other state-funded building projects to ensure that plans, specifications, and construction comply with California's building codes (Title 24 of the California Code of Regulations) and develops and maintains accessibility standards and codes utilized in public and private buildings throughout the State of California.

DSA currently has 76 architects and engineers that are certified Disaster Service Workers under the Cal OES Safety Assessment Program (SAP). SAP certification allows a person to respond to requests for assistance from local governments to evaluate the conditions of buildings after an earthquake or another disaster. In addition to other professionals, DSA employees that are certified can respond to calls from Cal OES to assess of damaged buildings and structures to determine whether they are safe for occupancy, safe for limited access, or unsafe for access.

DSA emergency response may include an assessment of damage by structural engineers or architects hired by the school board or building owners, briefing of school board members and state and local officials on the results, coordination with the school board, county office of education and building owners pertaining to building reconstruction or replacement, and providing technical assistance with preparation of required construction documents to expedite building reconstruction or replacement.

Office of Public School Construction (OPSC)

OPSC, as staff to the Board, implements and administers the School Facility Program (SFP) and other Board programs. Although the mission of OPSC is not that of first responder in emergencies affecting California school districts, OPSC can assist school districts to determine if affected facilities may be eligible for funding under the various programs it administers.

STAFF ANALYSIS/STATEMENTS (cont.)

Currently, OPSC is assisting school districts affected by disasters primarily through the Facility Hardship program. The Facility Hardship program provides funding when it has been determined that a district has a critical need for pupil housing because the condition of the facilities, or the lack of facilities, presents an imminent threat to the health and safety of the pupils. With the Camp Fire, or any other natural disaster, the Facility Hardship program may be available to provide assistance to supplement insurance coverage or other sources of funding. The Facility Hardship program is intended to assist districts with rebuilding as opposed to more immediate actions when emergency assistance is underway.

In addition to the Facility Hardship program, staff analyzes all SFP program funding options available to the school districts to support them through the recovery process. OPSC maintains regular contact with the school districts and other state agencies and is ready to assist as the rebuilding plan is developed.

Office of Public School Construction State Allocation Board Actions

The Board's primary pathway for assisting school district impacted by disasters is through accelerated processing and funding of eligible projects.

In the past, the Board and OPSC provided emergency relief assistance in the form of accelerated processing and funding to Imperial County school districts impacted by the April 4, 2010 earthquake in Baja California. The Board's action provided immediate funding to the Calexico and San Pasqual Valley Unified School Districts to allow for necessary repairs to most of their sites and allow these campuses to reopen for student instruction. Additionally, OPSC provided outreach in coordination with the former California Emergency Management Agency to assist affected school districts in seeking state and federal disaster funding.

Most recently, the Board has taken actions to assist Paradise Unified School District in accessing much-needed funding during this critical time of community recovery. At its December 11, 2018 meeting, the Board approved an Apportionment outside the priority funding process for a health and safety project under the Facility Hardship program. This action provided the District \$157,484 for a completed project allowing the District the option to access to cash immediately.

On January 23, 2019, OPSC presented, and the Board approved, two additional items to assist Paradise Unified as well. The first was an item which reduced the District's unused site assessment fees for the next two years to \$0. The second was approval of an appeal to expedite processing of a modernization project and provide an Apportionment for the project outside the priority funding process.

Conclusion

In the aftermath of a disaster, school districts have a wide-range of resources assisting in recovery efforts. While the SFP is not structured for the purpose of emergency response, the Board has historically taken all available actions to assist when possible.

RECOMMENDATION

Acknowledge this report.

This Report was acknowledged by the State Allocation Board on February 27, 2019.

ATTACHMENT A

DISASTER PREPAREDNESS AND RESPONSE COORDINATION MEASURES

Cal OES Preparedness

- Cal OES coordinates with state agencies and local governments in the development of emergency planning, preparedness guidance, and resources for schools and higher education establishments
- Cal OES has a School Emergency Planning & Safety website with guidance materials and programs to assist administrators, parents, and students to prepare for and respond to earthquakes, fires, floods, severe storms, chemical spills, and an active shooter situation

Resources (available on Cal OES Preparedness website):

<https://www.caloes.ca.gov/cal-oes-divisions/planning-preparedness/school-emergency-planning-safety>

Preparedness Programs and Resources for School Administrators

Guidance material for school administrators

- Child Care Disaster Plan – *guidance material*
- Cal OES School Emergency Response – *guidance material*
- Crisis Response Box Program – *guidance material*
- Emergency First Aid Guidelines for California Schools – *guidance material*
- Disaster Planning Self-Assessment Guide for Child Care Centers – *guidance material*
- Readiness and Emergency Management for Schools (REMS) Technical Assistance (TA) Center – *guidance material*
- Safer, Stronger, Smarter: A Guide to Improving School Natural Hazard Safety (2017) – *guidance material*
- Preparing Your Institution for a Catastrophic Event – *guidance material*

Preparedness Programs and Resources for the Classroom (Youth Preparedness)

Programs and guidance material to assist children in classrooms to build preparedness

- Be Aware, Be Prepared – *fourth grade unit of study*
- Get Ready 5th Grade Bay Area (G5) – *program for Bay Area counties*
- FEMA's Youth Preparedness Programs – *guidance material*
- FEMA's "Be a Hero!" Youth Emergency Preparedness Program – *guidance material*
- FEMA's Student Tools for Emergency Planning (STEP) Program - *guidance material*

- FEMA’s Earthquake Publications for Teachers and Kids – *guidance material*
- American Red Cross – *lesson plans*
- Don’t Mess with Mercury – A Mercury Spill Prevention Initiative for Schools – *Videos and lesson plans*

School Safety

Emphasis on violence in school

- Cal OES Active Shooter Awareness Guide – *guidance material*
- Cal OES Active Shooter Awareness Presentation – *presentation available to schools*
- US Department of Education: A Guide to School Vulnerability Assessments
- Practical Information on Crisis Planning: A Guide for Schools and Communities – *guidance material*
- Enhanced School Safety Using a Threat Assessment Model: An Operating Guide for Preventing Targeted School Violence – *guidance material*
- FEMA 428, Primer for Design Safe Schools Projects in Case of Terrorist Attacks (2003) – *guidance material*
- Department of Homeland Security, Building and Infrastructure Publications (BIPS) 07, Primer to Design Safe School Projects in Case of Terrorist Attacks and School Shootings – *guidance material*

School Planning

- ABC’s of Post-Earthquake Evacuations - A Checklist for Administrators and Faculty
- Crisis Response Box
- Emergency First Aid Guide for CA Schools
- Guide and Checklist for Nonstructural Earthquakes in CA Schools
- SEMS School Emergency Response Plan
- School Emergency Supplies List
- Schools as Post Disasters Shelters

Cal OES Disaster Recovery Operations

- If a Presidential Major Disaster Declaration is received, Cal OES is responsible for the administration and coordination of state and federal disaster assistance programs, including Public Assistance and Hazard Mitigation Grant Programs for state and local agencies and certain private nonprofit organizations that provide an essential service.
- In accordance with the Standardized Emergency Management System (SEMS), requests for state assistance come up from local agencies through the Operational Area (OA) to the Cal OES Region and Recovery Division.
- Requests for federal assistance are made to the President by the Governor.
- When a local emergency is proclaimed by a city and/or county requesting state assistance, the Initial Damage Estimates (IDE) prepared by the impacted jurisdictions are collected by the OA (County) and provided to Cal OES as the first step in determining if a state and/or federal disaster declaration is warranted. Damage estimates for schools is a significant component of this process.
- During the response and initial recovery phase, the affected school district(s) should be in close communication with the County Office of Emergency Services (representation at the County Emergency Operation Center is recommended). Additionally, the California Department of Education, which serves on the Cal OES Unified Coordination Group, will reach out to school districts for details on the status of their situation, to ensure state and federal resources are strategically deployed to schools and school districts.
- For post-disaster facility safety inspections, contact the OA or Cal OES Region to request evaluators through the Safety Assessment Program, establish agreements pre-disaster with county or city building departments, or contract with engineering firms. Submit findings to the OA for inclusion in the IDE.
- Track all associated costs for response and recovery activities for the event separately. A code to delineate costs specific to the event is recommended.
- Before the next event, adopt a procedure that allows for non-competitive bids or sole source contracting when there is an emergency requirement that will not permit delay. Avoid Time and Materials contracts, if possible, or include a “not to exceed dollar amount” in the contract. Cal OES and the Federal Emergency Management Agency (FEMA) will not reimburse “cost plus percentage contracts”.
- Temporary relocation and/or portable classrooms may be eligible for reimbursement under state and/or federal Public Assistance Programs while permanent repairs are underway.
- To expedite reopening, establish a Memorandum of Understanding (MOU) adopted prior to the event that allows for non-competitive bids or sole source contracting in response to an emergency.

- Temporary relocation and/or portable classrooms are eligible for reimbursement under Public Assistance Program while permanent repairs are underway.
- Document damage with photographs and create a timeline of events. Accuracy in reporting is essential in maximizing state and federal disaster assistance funding.
- To further educate the districts, FEMA publications are available online at www.FEMA.gov. Additional information can be found on the Cal OES webpage under School Emergency Planning & Safety at www.caloes.ca.gov.

Hazard Mitigation Grants

- Funding for the FEMA Hazard Mitigation Grant Program is up to 20% of the total disaster assistance provided under the federal Stafford Act for a Major Disaster. This is a statewide competitive grant administered by Cal OES. For a school district to be eligible for HMGP funding, it must have a FEMA approved Local Hazard Mitigation Plan.
- Pre-Disaster Mitigation (PDM) and Flood Mitigation Assistance Grants are available annually to fund hazard mitigation projects. PDM funding can be used to develop a Local Hazard Mitigation Plan. These grants are based upon nation-wide competition.
- For more information visit the Cal OES Hazard Mitigation Web Portal at: <https://www.caloes.ca.gov/cal-oes-divisions/hazard-mitigation>



CALIFORNIA DEPARTMENT OF EDUCATION'S ROLE IN EMERGENCY MANAGEMENT

Introduction

This report summarizes the role the California Department of Education (CDE) plays in providing technical assistance to Local Educational Agencies (LEAs) in emergency preparedness, during emergency response, and during the recovery process. The CDE is using the experiences gained during recent wildfires to optimize its ability to assist LEAs in preparing for future natural disasters and in supporting the Governor's Office of Emergency Services (Cal OES) in emergency response and recovery.

The State of California Emergency Plan

The [State of California Emergency Plan](#) (2017) describes methods for conducting emergency operations utilizing the Standardized Emergency Management System (SEMS). The plan also describes the process for rendering mutual aid, emergency services of governmental agencies (including CDE), how resources are mobilized, how the public will be informed, how continuity of government is maintained during an emergency, hazard mitigation, and preparedness and recovery from disaster.

Education is part of State Essential Function (SEF) 5 - Social Services and Education. The California Health and Human Services Agency is the SEF 5 Lead Agency. State Agency responsibilities are identified in the plan according to Emergency Support Function (ESF) categories. CDE has a supporting role in the following:

- CA-ESF 1 Transportation
- CA-ESF 5 Management
- CA-ESF 6 Care & Shelter
- CA-ESF 7 Resources
- CA-ESF 8 Public Health and Medical
- CA-ESF 14 Recovery
- CA-ESF 15 Public Information

When Cal OES activates the State Operations Center (SOC) during an emergency, CDE provides emergency support functions according to the State Emergency Plan. In this role, CDE deploys an Agency Representative to the SOC and is a member of the

Unified Coordination Group (UCG) comprised of cabinet-level officials and representatives who brief the Cal OES Director up to twice daily. The Agency Representative provides regular oral and written reports on our situational awareness and the status of schools.

In addition to staffing the SOC, CDE response efforts have focused on organizing, in collaboration with Cal OES, a Joint State-Federal Schools Task Force. The Task Force coordinates closely with local school officials. The primary mission of the state task force is to support recovery and healing, through rapid and coordinated access to state and federal supports, including those from CDE. Some of the previous task force priorities include, but are not limited to, the following:

- Governor’s Executive Orders
- Facilities Planning
- Counseling and Trauma Recovery
- Federal Funding
- Reopening Schools Post-Incident

Preparedness

Education Code sections 32280-32289 require each school to “develop a comprehensive school safety plan that addresses the safety concerns identified through a systematic planning process.” The plan must include procedures for responding to emergencies and must be updated and approved annually.

The plans must be developed in consultation and cooperation with law enforcement agencies; a fire department and other first responder entities; community leaders; parents; pupils; teachers; administrators; classified employees; and other interested persons. The plan must be shared with the community in general and with specific entities at a public meeting. Tactical responses and other sensitive information may intentionally not be shared.

Schools are also required to establish procedures to allow public agencies and the American Red Cross to use schools during an emergency.

Response

Depending on the magnitude of the disaster, the CDE and Cal OES may convene a Schools Task Force to further support the LEAs and student needs. CDE also ensures that a voice in the education field is at the table throughout the response phase to provide emergency responders and recovery planners with an understanding of the role and capabilities of LEAs. Examples of this wide range of activities include:

- Providing information during wildfires on the number of schools destroyed or damaged, schools in which classes are not being held, and the number of students not in school.
- Assisting in developing contingency plans for housing potential evacuees.

Recovery

Recovery efforts are also coordinated with Cal OES; CDE is tasked with directing services to LEAs, including:

- Providing direct assistance in the planning and creation of temporary and interim housing.
- Coordinating state agency review of schools to provide guidance to districts on re-opening schools.
- Advising districts on all funding questions.
- Advising LEAs on the McKinney-Vento provisions applicable to students who are homeless or displaced.
- Organizing food distribution.
- Coordinating mental health service providers.
- Troubleshooting.
- Assisting LEAs with requesting federal funding, including:
 - a) Project SERV (School Emergency Response to Violence)
 - b) The “Restart” program - Immediate Aid to Restart School Operations
 - c) Emergency Impact Aid
 - d) Assistance for Homeless Children and Youth

Ongoing CDE Support

Based on the CDE’s experiences with recent emergencies, organizational changes have been made to coordinate all activities across divisions within the department and to provide a central contact point for other agencies. These organizational changes provide an additional focus on technical assistance to districts in their preparation for disasters and in working with LEAs and state partners during disaster recovery and response.

A professional development workshop is being planned on March 6, 2019 to assist schools with some best practices for emergency response, highlighting, in particular, collaborative relationships between affected schools and districts, the county office of education, the county office of emergency services personnel, and state agency partners--CDE and Cal OES.

Tentative Workload

March 2019

ACTION ITEMS

REPORTS, DISCUSSION and INFORMATION ITEMS

Standard Information Items

FINANCIAL REPORTS

Status of Fund Releases

Status of Funds

Tentative Workload

April 2019

ACTION ITEMS

REPORTS, DISCUSSION and INFORMATION ITEMS

Standard Information Items

FINANCIAL REPORTS

Status of Fund Releases

Status of Funds

Tentative Workload

May 2019

ACTION ITEMS

Career Technical Education Facilities Program Funding

REPORTS, DISCUSSION and INFORMATION ITEMS

Standard Information Items

FINANCIAL REPORTS

Status of Fund Releases

Status of Funds

APPEALS Received as of January 31, 2019

Appeal Received Date	District/County	Tentative SAB Date*	Description
11/1/18	Klamath-Trinity Joint Unified School District/Humboldt	3/2019	District requests site development costs previously disallowed.
1/10/19	Biggs Unified School District/Butte	4/2019	District is requesting Financial Hardship status based on "Other Evidence"
1/16/19	Los Angeles Unified School District/Los Angeles	4/2019	District is requesting to use construction contract and change orders as the basis for calculating an SFP grant.
1/25/19	Pixley Union Elementary School District/Tulare	5/2019	District requests to use new construction eligibility at the time the funding application was originally submitted.

*Please note: Tentative SAB Date is not a guaranteed meeting date and may be subject to change.

STATE ALLOCATION BOARD MEETING DATES

The State Allocation Board (SAB) meeting dates for the 2019 calendar year are as follows:

<u>Board Date</u>	<u>Type of Meeting</u>
March 27, 2019*	Monthly (Consent/Appeals/Action)
April 24, 2019*	Monthly (Consent/Appeals/Action)
May 22, 2019*	Monthly (Consent/Appeals/Action)
June 26, 2019*	Monthly (Consent/Appeals/Action)
July 24, 2019*	Monthly (Consent/Appeals/Action)
August 28, 2019*	Monthly (Consent/Appeals/Action)
September 25, 2019*	Monthly (Consent/Appeals/Action)
October 23, 2019*	Monthly (Consent/Appeals/Action)
December 2019*	Monthly (Consent/Appeals/Action)

*The projected dates and time will be determined upon the discussion with the Vice-Chair and Chair based on workload.

The SAB meets in different rooms within the State Capitol at 4:00 p.m. when the State Legislature is in session and at 2:00 p.m. when the State Legislature is out on recess. Due to scheduling changes within the Legislature, some of the SAB meetings may be canceled or changed with short notice.

INFORMATION ITEM

SCHOOL FACILITY PROGRAM NEW CONSTRUCTION AND MODERNIZATION UNFUNDED LIST (as of January 23, 2019)

The New Construction and Modernization projects on this list have received an “unfunded” approval by the State Allocation Board (SAB). Note that an “unfunded” approval does not guarantee a future apportionment by the SAB.

Published monthly in the SAB Agenda.

This report is also on the OPSC Web site at:
www.dgs.ca.gov/opsc

Unfunded Approvals as of
January 23, 2019 SAB

County	School District	Application Number	Program	Approval	Received Date	SAB Unfunded Approval	Financial Hardship Apportionment	Loan	State Share	Total Apportionment	Cumulative Amount	Submitted Certification Letter November 2018	Grant Agreement Received as of 02/10/2019
KERN	SIERRA SANDS UNIFIED	58/73742-00-004	Rehabilitation	G	11/15/2016	2/28/2018	0.00	0.00	182,369.00	182,369.00	182,369.00	Yes	Yes
ORANGE	GARDEN GROVE UNIFIED	51/66522-00-003	Facility Hardship	G	9/6/2017	5/23/2018	0.00	0.00	5,250,146.00	5,250,146.00	5,432,515.00	Yes	Yes
ORANGE	GARDEN GROVE UNIFIED	51/66522-00-004	Facility Hardship	G	9/25/2017	5/23/2018	0.00	0.00	5,380,996.00	5,380,996.00	10,813,511.00	Yes	Yes
SAN BERNARDINO	NEEDLES UNIFIED	51/67801-00-001	Facility Hardship	G	3/18/2008	6/27/2018	28,243.00	0.00	28,243.00	56,486.00	10,869,997.00	Yes	N/A
LOS ANGELES	LOS ANGELES UNIFIED	51/64733-00-002	Facility Hardship	G	2/24/2016	9/26/2018	\$0.00	0.00	\$2,951,576.00	2,951,576.00	13,821,573.00	Yes	No
TEHAMA	LOS MOLINOS UNIFIED	58/71571-00-002	Rehabilitation	G	5/21/2018	9/26/2018	\$94,633.29	0.00	\$181,797.00	276,430.29	14,098,003.29	Yes	Yes
HUMBOLDT	SCOTIA UNION ELEMENTARY	58/63024-00-006	Rehabilitation	G	6/19/2018	9/26/2018	\$684,566.00	0.00	\$1,296,486.00	1,981,052.00	16,079,055.29	Yes	Yes
LOS ANGELES	LOS ANGELES UNIFIED	58/64733-00-003	Rehabilitation	G	6/27/2018	10/24/2018	\$0.00	0.00	\$800,593.00	800,593.00	16,879,648.29	No	No
DEL NORTE	DEL NORTE COUNTY UNIFIED	58/61820-00-001	Rehabilitation	G	7/13/2018	10/24/2018	\$0.00	0.00	\$216,068.00	216,068.00	17,095,716.29	Yes	Yes
DEL NORTE	DEL NORTE COUNTY UNIFIED	58/61820-00-003	Rehabilitation	G	7/20/2018	10/24/2018	\$0.00	0.00	\$304,159.00	304,159.00	17,399,875.29	Yes	Yes
SAN DIEGO	FALLBROOK UNION ELEMENTARY	51/68114-00-003	Facility Hardship	G	8/9/2017	12/11/2018	0.00	0.00	769,514.00	769,514.00	18,169,389.29	Yes	Yes
HUMBOLDT	KLAMATH-TRINITY JOINT UNIFIED	51/62901-00-015	Facility Hardship	G	4/16/2018	12/11/2018	1,048,571.00	0.00	1,048,571.00	2,097,142.00	20,266,531.29	Yes	No
HUMBOLDT	KLAMATH-TRINITY JOINT UNIFIED	51/62901-00-016	Facility Hardship	G	4/26/2018	12/11/2018	183,760.50	0.00	183,760.50	367,521.00	20,634,052.29	Yes	No
KERN	SIERRA SANDS UNIFIED	58/73742-00-005	Rehabilitation	G	7/31/2018	12/11/2018	0.00	0.00	988,025.00	988,025.00	21,622,077.29	Yes	No
SOLANO	VACAVILLE UNIFIED	58/70573-00-001	Rehabilitation	G	8/22/2018	12/11/2018	0.00	0.00	474,438.00	474,438.00	22,096,515.29	Yes	No
SAN DIEGO	FALLBROOK UNION ELEMENTARY	51/68114-00-004	Facility Hardship	G	9/12/2018	12/11/2018	0.00	0.00	11,105,406.00	11,105,406.00	33,201,912.29	Yes	No
HUMBOLDT	FORTUNA UNION HIGH	58/62810-00-001	Rehabilitation	G	8/17/2017	1/22/2019	0.00	0.00	2,713,111.00	2,713,111.00	35,915,032.29	N/A	No
SAN DIEGO	ESCONDIDO UNION ELEMENTARY	58/68098-00-001	Rehabilitation	G	9/14/2017	1/22/2019	0.00	0.00	536,180.88	536,180.88	36,451,213.17	N/A	No
ALAMEDA	OAKLAND UNIFIED	54/61259-09-010	Charter	D	6/5/2017	1/24/2018	0.00	200,206.10	200,206.10	400,412.20	36,851,625.37	No	No
ALAMEDA	OAKLAND UNIFIED	54/61259-09-011	Charter	D	6/5/2017	1/24/2018	0.00	2,150,284.80	2,150,284.80	4,300,569.60	41,152,194.97	No	No
SACRAMENTO	NATOMAS UNIFIED	54/75283-00-008	Charter	D	5/26/2017	2/28/2018	0.00	0.00	285,982.90	285,982.90	41,438,177.87	No	No
ALAMEDA	OAKLAND UNIFIED	54/61259-00-010	Charter	D	6/5/2017	2/28/2018	0.00	1,136,442.50	1,136,442.50	2,272,885.00	43,711,062.87	No	No
SAN DIEGO	CHULA VISTA ELEMENTARY	54/68023-00-002	Charter	D	6/5/2017	2/28/2018	0.00	0.00	298,669.20	298,669.20	44,009,732.07	No	No
FRESNO	RAISIN CITY ELEMENTARY	57/62380-00-001	Modernization	G	11/20/2013	4/25/2018	715,308.00	0.00	1,126,261.00	1,841,569.00	45,851,301.07	Yes	No
GLENN	LAKE ELEMENTARY	50/62596-00-001	New Construction	G	12/20/2013	5/23/2018	2,094,563.00	0.00	2,107,987.00	4,202,550.00	50,053,851.07	Yes	No
SACRAMENTO	NATOMAS UNIFIED	54/75283-00-006	Charter	G	5/25/2017	5/23/2018	0.00	0.00	2,075,955.00	2,075,955.00	52,129,806.07	Yes	No
SACRAMENTO	NATOMAS UNIFIED	54/75283-00-007	Charter	G	5/25/2017	5/23/2018	0.00	0.00	4,114,640.00	4,114,640.00	56,244,446.07	Yes	No
SACRAMENTO	ELK GROVE UNIFIED	55/67314-00-004	Career Tech New Construction	G	2/16/2018	5/23/2018	0.00	0.00	1,588,345.00	1,588,345.00	57,832,791.07	Yes	No
SACRAMENTO	ELK GROVE UNIFIED	55/67314-00-005	Career Tech New Construction	G	2/16/2018	5/23/2018	0.00	0.00	2,078,653.00	2,078,653.00	59,911,444.07	Yes	No
BUTTE	CHICO UNIFIED	55/61424-00-004	Career Tech New Construction	G	2/21/2018	5/23/2018	0.00	0.00	3,000,000.00	3,000,000.00	62,911,444.07	Yes	No
LOS ANGELES	DOWNEY UNIFIED	55/64451-00-002	Career Tech New Construction	G	2/21/2018	5/23/2018	0.00	0.00	1,948,793.00	1,948,793.00	64,860,237.07	Yes	No
LOS ANGELES	LOS ANGELES UNIFIED	59/64733-00-029	Career Tech Rehabilitation	G	2/21/2018	5/23/2018	0.00	0.00	1,500,000.00	1,500,000.00	66,360,237.07	Yes	No
SANTA CLARA	ALUM ROCK UNION ELEMENTARY	54/69369-00-002	Charter	D	5/30/2014	6/19/2018	0.00	440,359.70	440,359.70	800,719.40	67,240,956.47	No	No
SANTA CLARA	ALUM ROCK UNION ELEMENTARY	54/69369-00-003	Charter	D	5/30/2014	6/19/2018	0.00	25,675.55	25,675.55	51,351.10	67,292,307.57	No	No
KINGS	ISLAND UNION ELEMENTARY	57/63933-00-001	Modernization	G	4/24/2014	6/27/2018	256,111.00	0.00	384,168.00	640,279.00	67,932,586.57	No	No
SOLANO	SOLANO COUNTY OFFICE OF EDUCATION	57/10488-00-022	Modernization	G	4/28/2014	6/27/2018	292,000.00	0.00	438,000.00	730,000.00	68,662,586.57	No	Yes
SOLANO	SOLANO COUNTY OFFICE OF EDUCATION	57/10488-00-022	Modernization	G	4/28/2014	9/26/2018	23,746.00	0.00	35,618.00	59,364.00	68,721,950.57	No	Yes
SONOMA	WILMAR UNION ELEMENTARY	57/71019-00-002	Modernization	G	5/5/2014	6/27/2018	0.00	0.00	198,831.00	198,831.00	68,920,781.57	Yes	Yes
AMADOR	AMADOR COUNTY OFFICE OF EDUCATION	50/10033-00-002	New Construction	G	5/12/2014	6/27/2018	1,814,263.50	0.00	1,814,263.50	3,628,527.00	72,549,308.57	Yes	No
KERN	MCFARLAND UNIFIED	57/73908-00-006	Modernization	G	5/12/2014	6/27/2018	0.00	0.00	1,200,683.00	1,200,683.00	73,749,991.57	No	Yes
SAN FRANCISCO	SAN FRANCISCO UNIFIED	57/68478-00-043	Modernization	G	5/14/2014	6/27/2018	0.00	0.00	7,308,412.00	7,308,412.00	81,058,403.57	Yes	No
TULARE	WOODLAKE UNIFIED	57/76794-00-002	Modernization	G	5/14/2014	6/27/2018	0.00	0.00	2,594,328.00	2,594,328.00	83,652,731.57	Yes	No
YUBA	YUBA COUNTY OFFICE OF EDUCATION	57/10587-00-001	Modernization	D	5/15/2014	6/27/2018	0.00	0.00	59,657.00	59,657.00	83,712,388.57	Yes	Yes
YUBA	YUBA COUNTY OFFICE OF EDUCATION	57/10587-00-002	Modernization	D	5/15/2014	6/27/2018	15,441.00	0.00	23,161.00	38,602.00	83,750,990.57	Yes	Yes
YUBA	YUBA COUNTY OFFICE OF EDUCATION	57/10587-00-003	Modernization	D	5/15/2014	6/27/2018	26,670.00	0.00	40,006.00	66,676.00	83,817,666.57	Yes	Yes
YUBA	YUBA COUNTY OFFICE OF EDUCATION	57/10587-00-004	Modernization	D	5/15/2014	6/27/2018	11,230.00	0.00	16,844.00	28,074.00	83,845,740.57	Yes	Yes
YUBA	YUBA COUNTY OFFICE OF EDUCATION	57/10587-00-005	Modernization	D	5/15/2014	6/27/2018	80,011.00	0.00	120,016.00	200,027.00	84,045,767.57	Yes	Yes
YUBA	YUBA COUNTY OFFICE OF EDUCATION	57/10587-00-006	Modernization	D	5/15/2014	6/27/2018	16,844.00	0.00	25,267.00	42,111.00	84,087,878.57	Yes	Yes
BUTTE	CHICO UNIFIED	59/61424-00-005	Career Tech Rehabilitation	G	2/21/2018	5/23/2018	0.00	0.00	1,201,901.00	1,201,901.00	85,289,779.57	Yes	No
BUTTE	CHICO UNIFIED	59/61424-00-005	Career Tech Rehabilitation	G	2/21/2018	6/27/2018	0.00	0.00	29,846.00	29,846.00	85,319,625.57	Yes	No
FRESNO	FRESNO UNIFIED	50/62166-00-029	New Construction	G	5/21/2014	8/15/2018	0.00	0.00	636,277.00	636,277.00	85,955,902.57	Yes	No
SAN MATEO	SEQUOIA UNION HIGH	50/69062-01-004	New Construction	G	5/21/2014	8/15/2018	0.00	0.00	2,852,069.00	2,852,069.00	88,807,971.57	Yes	No
TULARE	LIBERTY ELEMENTARY	50/71985-00-002	New Construction	G	5/23/2014	8/15/2018	0.00	0.00	691,774.00	691,774.00	89,499,745.57	Yes	No
TULARE	WOODLAKE UNIFIED	57/76794-00-001	Modernization	G	5/23/2014	8/15/2018	0.00	0.00	264,152.00	264,152.00	89,763,897.57	Yes	No
LOS ANGELES	PASADENA UNIFIED	57/64881-00-035	Modernization	G	6/2/2014	8/15/2018	0.00	0.00	181,799.00	181,799.00	89,945,696.57	No	Yes
ORANGE	PLACENTIA-YORBA LINDA UNIFIED	57/66647-00-036	Modernization	G	6/6/2014	8/15/2018	0.00	0.00	1,612,559.00	1,612,559.00	91,558,255.57	Yes	Yes
SAN FRANCISCO	SAN FRANCISCO UNIFIED	57/68478-00-044	Modernization	G	6/9/2014	8/15/2018	0.00	0.00	1,836,595.00	1,836,595.00	93,394,850.57	Yes	Yes
SAN DIEGO	GROSSMONT UNION HIGH	57/68130-00-021	Modernization	G	6/12/2014	8/15/2018	0.00	0.00	9,202,126.00	9,202,126.00	102,596,976.57	Yes	No
SAN JOAQUIN	LINCOLN UNIFIED	57/68569-00-013	Modernization	G	6/12/2014	8/15/2018	0.00	0.00	260,771.00	260,771.00	102,857,747.57	No	No
SAN JOAQUIN	LINCOLN UNIFIED	57/68569-00-014	Modernization	G	6/12/2014	8/15/2018	0.00	0.00	676,118.00	676,118.00	103,533,865.57	No	No
SAN LUIS OBISPO	SAN LUIS COASTAL UNIFIED	54/68809-00-001	Charter	G	4/13/2018	8/15/2018	0.00	0.00	2,680,652.00	2,680,652.00	106,214,517.57	Yes	No
FRESNO	MENDOTA UNIFIED	57/75127-00-005	Modernization	G	6/13/2014	9/26/2018	0.00	0.00	2,046,511.00	2,046,511.00	108,261,028.57	Yes	No
FRESNO	MENDOTA UNIFIED	57/75127-00-006	Modernization	G	6/13/2014	9/26/2018	0.00	0.00	1,368,721.00	1,368,721.00	109,629,749.57	Yes	No
SAN FRANCISCO	SAN FRANCISCO UNIFIED	57/68478-00-045	Modernization	G	6/17/2014	9/26/2018	0.00	0.00	1,725,865.00	1,725,865.00	111,355,614.57	Yes	No
SAN FRANCISCO	SAN FRANCISCO UNIFIED	57/68478-00-046	Modernization	G	6/19/2014	9/26/2018	0.00	0.00	2,836,882.00	2,836,882.00	114,192,496.57	Yes	No
TULARE	PORTERVILLE UNIFIED	57/75523-00-013	Modernization	G	6/23/2014	9/26/2018	0.00	0.00	2,110,130.00	2,110,130.00	116,302,626.57	Yes	Yes
FRESNO	KINGS CANYON JOINT UNIFIED	50/62265-00-008	New Construction	G	6/25/2014	9/26/2018	0.00	0.00	478,661.00	478,661.00	116,781,287.57	Yes	No
FRESNO	KINGS CANYON JOINT UNIFIED	50/62265-00-009	New Construction	G	7/9/2014	9/26/2018	0.00	0.00	1,483,672.00	1,483,672.00	118,264,959.57	Yes	No
SAN DIEGO	POWAY UNIFIED	50/68296-00-021	New Construction	G	7/3/2014	9/26/2018	0.00	0.00	27,672,923.00	27,672,923.00	145,937,882.57	Yes	Yes
FRESNO	FRESNO UNIFIED	59/62166-00-001	Career Tech Rehabilitation	G	2/20/2018	9/26/2018	0.00	0.00	603,332.00	603,332.00	146,541,214.57	Yes	No
ORANGE	ANAHEIM UNION HIGH	59/66431-05-001	Career Tech Rehabilitation	G	2/21/2018	9/26/2018	0.00	0.00	1,302,330.00	1,302,330.00	147,843,544.57	Yes	No
LOS ANGELES	LOS ANGELES UNIFIED	53/64733-00-048	Critically Overcrowded Schools	L	10/31/2007	10/24/2018	0.00	0.00	54,086.12	54,086.12	147,897,630.69	N/A	No
CONTRA COSTA	JOHN SWETT UNIFIED	50/61697-00-002	New Construction	L	11/15/2010	10/24/2018	0.00	0.00	152,545.56	152,545.56	148,050,176.25	N/A	No
LOS ANGELES	LOS ANGELES UNIFIED	56/64733-00-015	Overcrowding Relief Grant	L	3/1/2012	10/24/20							

Unfunded Approvals as of
January 23, 2019 SAB

County	School District	Application Number	Program	Approval	Received Date	SAB Unfunded Approval	Financial Hardship Apportionment	Loan	State Share	Total Apportionment	Cumulative Amount	Submitted Certification Letter November 2018	Grant Agreement Received as of 02/10/2019
MERCED	LOS BANOS UNIFIED	50/65755-00-008	New Construction	G	7/11/2014	10/24/2018	0.00	0.00	12,247,514.00	12,247,514.00	160,298,238.43	Yes	Yes
KERN	NORRIS	57/63693-00-001	Modernization	G	7/11/2014	10/24/2018	0.00	0.00	4,542,402.00	4,542,402.00	164,840,640.43	Yes	No
SAN LUIS OBISPO	ATASCADERO UNIFIED	57/68700-00-003	Modernization	G	7/18/2014	10/24/2018	0.00	0.00	502,334.00	502,334.00	165,342,974.43	Yes	No
SAN FRANCISCO	SAN FRANCISCO UNIFIED	57/68478-00-047	Modernization	G	7/21/2014	10/24/2018	0.00	0.00	3,292,313.00	3,292,313.00	168,635,287.43	Yes	No
YUBA	YUBA COUNTY OFFICE OF EDUCATION	50/10587-00-001	New Construction	D	7/22/2014	10/24/2018	237,732.00	0.00	237,732.00	237,732.00	169,110,751.43	Yes	No
YUBA	YUBA COUNTY OFFICE OF EDUCATION	50/10587-00-002	New Construction	D	7/22/2014	10/24/2018	117,011.00	0.00	117,011.00	117,011.00	169,344,773.43	Yes	No
YUBA	YUBA COUNTY OFFICE OF EDUCATION	50/10587-00-003	New Construction	D	7/22/2014	10/24/2018	58,505.50	0.00	58,505.50	58,505.50	169,461,784.43	Yes	No
YUBA	YUBA COUNTY OFFICE OF EDUCATION	50/10587-00-004	New Construction	D	7/22/2014	10/24/2018	58,505.50	0.00	58,505.50	58,505.50	169,578,795.43	Yes	No
YUBA	YUBA COUNTY OFFICE OF EDUCATION	50/10587-00-005	New Construction	D	7/22/2014	10/24/2018	58,505.50	0.00	58,505.50	58,505.50	169,695,806.43	Yes	No
YUBA	YUBA COUNTY OFFICE OF EDUCATION	50/10587-00-006	New Construction	D	7/22/2014	10/24/2018	58,505.50	0.00	58,505.50	58,505.50	169,812,817.43	Yes	No
YUBA	YUBA COUNTY OFFICE OF EDUCATION	50/10587-00-007	New Construction	D	7/22/2014	10/24/2018	58,505.50	0.00	58,505.50	58,505.50	169,929,828.43	Yes	No
YUBA	YUBA COUNTY OFFICE OF EDUCATION	50/10587-00-008	New Construction	D	7/22/2014	10/24/2018	14,784.00	0.00	45,504.00	60,288.00	169,990,116.43	Yes	No
SAN FRANCISCO	SAN FRANCISCO UNIFIED	57/68478-00-048	Modernization	G	7/28/2014	10/24/2018	0.00	0.00	4,143,328.00	4,143,328.00	174,133,444.43	Yes	No
ALAMEDA	HAYWARD UNIFIED	54/61192-02-003	Charter	D	6/5/2017	10/24/2018	0.00	778,478.60	778,478.60	1,556,957.20	175,690,401.63	Yes	No
ALAMEDA	HAYWARD UNIFIED	54/61192-02-004	Charter	D	6/5/2017	10/24/2018	0.00	505,582.40	505,582.40	1,011,164.80	176,701,566.43	Yes	No
LOS ANGELES	LOS ANGELES UNIFIED	50/64733-00-044	New Construction	L	6/26/2002	12/11/2018	0.00	0.00	1,284.82	1,284.82	176,702,851.25	N/A	No
FRESNO	FIREBAUGH-LAS DELTAS UNIFIED	50/73809-00-004	New Construction	G	7/31/2014	12/11/2018	0.00	0.00	815,019.00	815,019.00	177,517,870.25	Yes	No
FRESNO	KINGS CANYON JOINT UNIFIED	57/62265-00-024	Modernization	G	8/5/2014	12/11/2018	0.00	0.00	602,958.00	602,958.00	178,120,828.25	Yes	No
FRESNO	CLOVIS UNIFIED	57/62117-00-039	Modernization	G	8/7/2014	12/11/2018	0.00	0.00	1,911,945.00	1,911,945.00	180,032,773.25	Yes	No
FRESNO	CLOVIS UNIFIED	57/62117-00-040	Modernization	G	8/7/2014	12/11/2018	0.00	0.00	1,171,535.00	1,171,535.00	181,204,308.25	Yes	No
TULARE	PORTERVILLE UNIFIED	57/75523-00-014	Modernization	G	8/8/2014	12/11/2018	0.00	0.00	260,771.00	260,771.00	181,465,079.25	Yes	Yes
LOS ANGELES	ROSEMEAD ELEMENTARY	57/64931-00-006	Modernization	G	8/12/2014	12/11/2018	0.00	0.00	180,830.00	180,830.00	181,645,909.25	Yes	No
LOS ANGELES	ROSEMEAD ELEMENTARY	57/64931-00-009	Modernization	G	8/12/2014	12/11/2018	0.00	0.00	231,101.00	231,101.00	181,877,010.25	Yes	No
SAN FRANCISCO	SAN FRANCISCO UNIFIED	57/68478-00-049	Modernization	G	8/12/2014	12/11/2018	0.00	0.00	1,880,576.00	1,880,576.00	183,757,586.25	Yes	No
SANTA BARBARA	SANTA BARBARA UNIFIED	57/76786-00-006	Modernization	G	8/13/2014	12/11/2018	0.00	0.00	432,147.00	432,147.00	184,189,733.25	Yes	No
MARIN	MARIN COUNTY OFFICE OF EDUCATION	50/10215-00-001	New Construction	G	8/14/2014	12/11/2018	0.00	0.00	1,535,781.00	1,535,781.00	185,725,514.25	Yes	No
KERN	BAKERSFIELD CITY ELEMENTARY	50/63321-00-028	New Construction	G	8/14/2014	12/11/2018	0.00	0.00	939,646.00	939,646.00	186,665,160.25	Yes	No
KERN	BAKERSFIELD CITY ELEMENTARY	50/63321-00-029	New Construction	G	8/14/2014	12/11/2018	0.00	0.00	1,999,736.00	1,999,736.00	188,664,896.25	Yes	No
FRESNO	KINGS CANYON JOINT UNIFIED	50/62265-00-010	New Construction	G	8/15/2014	12/11/2018	0.00	0.00	590,104.00	590,104.00	189,255,000.25	Yes	No
SAN MATEO	SEQUOIA UNION HIGH	50/69062-01-008	New Construction	G	8/18/2014	12/11/2018	0.00	0.00	8,868,943.00	8,868,943.00	198,123,943.25	Yes	No
CONTRA COSTA	SAN RAMON VALLEY UNIFIED	50/61804-02-008	New Construction	G	8/20/2014	12/11/2018	0.00	0.00	367,479.00	367,479.00	198,491,422.25	Yes	No
CONTRA COSTA	SAN RAMON VALLEY UNIFIED	50/61804-02-009	New Construction	G	8/20/2014	12/11/2018	0.00	0.00	1,558,646.00	1,558,646.00	200,050,068.25	Yes	No
HUMBOLDT	FORTUNA UNION HIGH	57/62810-00-004	Modernization	G	8/20/2014	12/11/2018	0.00	0.00	813,566.00	813,566.00	200,863,634.25	Yes	No
SAN LUIS OBISPO	TEMPLETON UNIFIED	57/68841-00-003	Modernization	G	8/20/2014	12/11/2018	0.00	0.00	974,245.00	974,245.00	201,837,879.25	Yes	Yes
SAN DIEGO	GROSSMONT UNION HIGH	50/68130-13-006	New Construction	G	9/2/2014	12/11/2018	0.00	0.00	3,048,061.00	3,048,061.00	204,885,940.25	Yes	No
ORANGE	IRVINE UNIFIED	50/73650-00-020	New Construction	G	9/2/2014	12/11/2018	0.00	0.00	5,834,348.00	5,834,348.00	210,720,288.25	Yes	No
FRESNO	CLOVIS UNIFIED	50/62117-00-019	New Construction	G	9/5/2014	12/11/2018	0.00	0.00	3,184,969.00	3,184,969.00	213,905,257.25	Yes	No
FRESNO	CLOVIS UNIFIED	57/62117-00-041	Modernization	G	9/5/2014	12/11/2018	0.00	0.00	5,329,279.00	5,329,279.00	219,234,536.25	Yes	No
MARIN	ROSS VALLEY	57/75002-00-007	Modernization	G	9/5/2014	12/11/2018	0.00	0.00	1,560,621.00	1,560,621.00	220,795,157.25	Yes	No
ALAMEDA	SAN LORENZO UNIFIED	54/61309-00-003	Charter	D	6/5/2017	12/11/2018	0.00	845,455.40	845,455.40	1,690,910.80	222,486,068.05	No	No
SACRAMENTO	SAN JUAN UNIFIED	54/67447-00-007	Charter	D	6/5/2017	12/11/2018	0.00	0.00	428,418.20	428,418.20	222,914,486.25	Yes	No
LOS ANGELES	WISEBURN UNIFIED	59/76869-00-002	Career Tech Rehabilitation	G	2/21/2018	12/11/2018	0.00	0.00	395,451.00	395,451.00	223,309,937.25	Yes	No
KINGS	CENTRAL UNION ELEMENTARY	57/63883-00-001	Modernization	G	8/22/2018	12/11/2018	2,724,497.00	0.00	4,133,107.00	6,857,604.00	230,167,541.25	Yes	Yes
FRESNO	CENTRAL UNIFIED	57/73965-00-008	Modernization	G	11/1/2013	1/22/2019	0.00	0.00	3,275,384.00	3,275,384.00	233,442,925.25	Yes	No
CONTRA COSTA	WEST CONTRA COSTA UNIFIED	57/61796-00-048	Modernization	G	11/4/2013	1/22/2019	0.00	0.00	96,652.00	96,652.00	233,539,577.25	Yes	No
TULARE	THREE RIVERS UNION ELEMENTARY	57/72207-00-002	Modernization	G	4/11/2014	1/22/2019	0.00	0.00	1,033,272.00	1,033,272.00	234,572,849.25	Yes	No
ALAMEDA	OAKLAND UNIFIED	54/61259-09-008	Charter	D	5/26/2017	1/22/2019	0.00	123,238.70	123,238.70	246,477.40	234,819,326.65	Yes	No
ALAMEDA	OAKLAND UNIFIED	54/61259-09-009	Charter	D	5/26/2017	1/22/2019	0.00	1,282,740.00	1,282,740.00	2,565,480.00	237,384,806.65	Yes	No
ALAMEDA	OAKLAND UNIFIED	54/61259-12-005	Charter	D	5/26/2017	1/22/2019	0.00	185,933.00	185,933.00	371,866.00	242,258,076.05	Yes	No
ALAMEDA	OAKLAND UNIFIED	54/61259-12-006	Charter	D	5/26/2017	1/22/2019	0.00	189,067.00	189,067.00	378,134.00	242,636,210.05	Yes	No
ALAMEDA	OAKLAND UNIFIED	54/61259-00-011	Charter	D	6/2/2017	1/22/2019	0.00	1,020,554.30	1,020,554.30	2,041,108.60	244,677,318.65	Yes	No
ALAMEDA	OAKLAND UNIFIED	54/61259-00-006	Charter	D	6/5/2017	1/22/2019	0.00	1,093,590.50	1,093,590.50	2,187,181.00	239,571,987.65	Yes	No
ALAMEDA	OAKLAND UNIFIED	54/61259-09-006	Charter	D	6/5/2017	1/22/2019	0.00	237,707.30	237,707.30	475,414.60	240,047,402.25	Yes	No
ALAMEDA	OAKLAND UNIFIED	54/61259-09-007	Charter	D	6/5/2017	1/22/2019	0.00	512,292.70	512,292.70	1,024,585.40	241,071,987.65	Yes	No
ALAMEDA	OAKLAND UNIFIED	54/61259-13-005	Charter	D	6/5/2017	1/22/2019	0.00	69,635.80	69,635.80	139,271.60	241,211,259.25	Yes	No
ALAMEDA	OAKLAND UNIFIED	54/61259-13-006	Charter	D	6/5/2017	1/22/2019	0.00	337,475.40	337,475.40	674,950.80	241,886,210.05	Yes	No
SAN BERNARDINO	SAN BERNARDINO CITY UNIFIED	54/67876-00-004	Charter	D	6/5/2017	1/22/2019	0.00	229,399.00	229,399.00	458,798.00	245,136,116.65	Yes	No
SAN DIEGO	CAJON VALLEY UNION ELEMENTARY	54/67991-00-002	Charter	D	6/5/2017	1/22/2019	0.00	262,883.30	262,883.30	525,766.60	245,661,883.25	Yes	No
SAN DIEGO	CAJON VALLEY UNION ELEMENTARY	54/67991-00-003	Charter	D	6/5/2017	1/22/2019	0.00	174,177.90	174,177.90	348,355.80	246,010,239.05	Yes	No
SANTA CLARA	EAST SIDE UNION HIGH	54/69427-00-005	Charter	D	6/5/2017	1/22/2019	0.00	1,552,568.80	1,552,568.80	3,105,137.60	249,115,376.65	Yes	No
SANTA CLARA	EAST SIDE UNION HIGH	54/69427-00-006	Charter	D	6/5/2017	1/22/2019	0.00	27,429.70	27,429.70	54,859.40	249,170,236.05	Yes	No
FRESNO	FRESNO UNIFIED	53/62166-00-007	Critically Overcrowded Schools	L	10/31/2011	1/23/2019	0.00	0.00	104,426.07	104,426.07	249,274,662.12	N/A	No
Total							10,772,512.79	13,381,178.45	225,120,970.88	249,274,662.12			

*This Unfunded List (Lack of AB 55 Loans) includes \$27.8 million for 26 projects for Charter School Facilities Program Preliminary Apportionments for Design and Site Funding.

Unfunded Charter Preliminary
As of January 23,2019 SAB

County	School District	Application Number	Program	Approval	Received Date	SAB Date	Financial Hardship Apportionment	Loan	State Share	Total Apportionment	Prop. 47	Prop. 55	Prop. 1D	Prop. 51
Unfunded Charter PA's														
ALAMEDA	OAKLAND UNIFIED	54/61259-00-004	Charter	P	5/30/2014	11/25/2014	0.00	5,499,728.10	5,499,728.10	10,999,456.20	0.00	10,999,456.20	0.00	0.00
BUTTE	CHICO UNIFIED	54/61424-00-005	Charter	P	4/1/2014	4/15/2015	0.00	249,318.00	249,318.00	498,636.00	0.00	0.00	498,636.00	0.00
SONOMA	SANTA ROSA HIGH	54/70920-00-004	Charter	P	4/1/2014	4/15/2015	0.00	4,603,432.50	4,603,432.50	9,206,865.00	0.00	0.00	9,206,865.00	0.00
SONOMA	SANTA ROSA HIGH	54/70920-00-003	Charter	P	4/3/2014	4/15/2015	0.00	319,127.40	319,127.40	638,254.80	0.00	0.00	638,254.80	0.00
SAN JOAQUIN	TRACY JOINT UNIFIED	54/75499-00-003	Charter	P	4/30/2014	4/15/2015	0.00	0.00	2,221,196.40	2,221,196.40	0.00	0.00	2,221,196.40	0.00
SAN JOAQUIN	TRACY JOINT UNIFIED	54/75499-00-004	Charter	P	4/30/2014	4/15/2015	0.00	0.00	1,752,495.30	1,752,495.30	0.00	0.00	1,752,495.30	0.00
SANTA CLARA	ALUM ROCK UNION ELEMENTARY	54/69369-00-002	Charter	P	5/30/2014	4/15/2015	0.00	3,963,237.30	3,963,237.30	7,926,474.60	0.00	0.00	7,926,474.60	0.00
ALAMEDA	OAKLAND UNIFIED	54/61259-13-002	Charter	P	5/28/2014	5/27/2015	0.00	2,916,055.40	2,916,055.40	5,832,110.80	0.00	0.00	5,832,110.80	0.00
ALAMEDA	OAKLAND UNIFIED	54/61259-13-002	Charter	P	5/28/2014	8/26/2015	0.00	8,558,059.50	8,558,059.50	17,116,119.00	0.00	0.00	17,116,119.00	0.00
SANTA CLARA	ALUM ROCK UNION ELEMENTARY	54/69369-00-003	Charter	P	5/30/2014	12/9/2015	0.00	231,079.95	231,079.95	462,159.90	0.00	10,660.00	451,499.90	0.00
SAN DIEGO	SAN DIEGO UNIFIED	54/68338-00-003	Charter	P	5/18/2017	1/24/2018	0.00	0.00	5,223,938.40	5,223,938.40	0.00	0.00	0.00	5,223,938.40
SAN DIEGO	SAN DIEGO UNIFIED	54/68338-00-005	Charter	P	5/18/2017	1/24/2018	0.00	0.00	1,852,054.20	1,852,054.20	0.00	0.00	0.00	1,852,054.20
ALAMEDA	OAKLAND UNIFIED	54/61259-09-008	Charter	P	5/26/2017	1/24/2018	0.00	1,109,148.30	1,109,148.30	2,218,296.60	0.00	0.00	0.00	2,218,296.60
ALAMEDA	OAKLAND UNIFIED	54/61259-09-009	Charter	P	5/26/2017	1/24/2018	0.00	11,544,660.00	11,544,660.00	23,089,320.00	0.00	0.00	0.00	23,089,320.00
SANTA BARBARA	LOMPOC UNIFIED	54/69229-00-001	Charter	P	6/1/2017	1/24/2018	0.00	135,120.30	331,062.30	466,182.60	0.00	0.00	0.00	466,182.60
SAN DIEGO	SAN DIEGO UNIFIED	54/68338-00-006	Charter	P	6/2/2017	1/24/2018	0.00	0.00	23,036,581.80	23,036,581.80	0.00	0.00	0.00	23,036,581.80
SAN DIEGO	SAN DIEGO UNIFIED	54/68338-00-007	Charter	P	6/2/2017	1/24/2018	0.00	0.00	11,742,390.90	11,742,390.90	0.00	0.00	0.00	11,742,390.90
ALAMEDA	OAKLAND UNIFIED	54/61259-00-006	Charter	P	6/5/2017	1/24/2018	0.00	9,842,314.50	9,842,314.50	19,684,629.00	0.00	0.00	0.00	19,684,629.00
ALAMEDA	OAKLAND UNIFIED	54/61259-09-006	Charter	P	6/5/2017	1/24/2018	0.00	2,139,365.70	2,139,365.70	4,278,731.40	0.00	0.00	0.00	4,278,731.40
ALAMEDA	OAKLAND UNIFIED	54/61259-09-007	Charter	P	6/5/2017	1/24/2018	0.00	4,610,634.30	4,610,634.30	9,221,268.60	0.00	0.00	0.00	9,221,268.60
ALAMEDA	OAKLAND UNIFIED	54/61259-09-010	Charter	P	6/5/2017	1/24/2018	0.00	1,801,854.90	1,801,854.90	3,603,709.80	0.00	0.00	0.00	3,603,709.80
ALAMEDA	OAKLAND UNIFIED	54/61259-09-011	Charter	P	6/5/2017	1/24/2018	0.00	19,352,563.20	19,352,563.20	38,705,126.40	0.00	0.00	0.00	38,705,126.40
ALAMEDA	OAKLAND UNIFIED	54/61259-13-005	Charter	P	6/5/2017	1/24/2018	0.00	626,722.20	626,722.20	1,253,444.40	0.00	0.00	0.00	1,253,444.40
ALAMEDA	OAKLAND UNIFIED	54/61259-13-006	Charter	P	6/5/2017	1/24/2018	0.00	3,037,278.60	3,037,278.60	6,074,557.20	0.00	0.00	0.00	6,074,557.20
CONTRA COSTA	WEST CONTRA COSTA UNIFIED	54/61796-04-001	Charter	P	6/5/2017	1/24/2018	0.00	6,658,852.50	6,658,852.50	13,317,705.00	0.00	0.00	0.00	13,317,705.00
CONTRA COSTA	WEST CONTRA COSTA UNIFIED	54/61796-04-002	Charter	P	6/5/2017	1/24/2018	0.00	5,037,607.80	5,037,607.80	10,075,215.60	0.00	0.00	0.00	10,075,215.60
MARIPOSA	MARIPOSA COUNTY UNIFIED	54/65532-00-001	Charter	P	6/5/2017	1/24/2018	0.00	0.00	1,092,709.80	1,092,709.80	0.00	0.00	0.00	1,092,709.80
SACRAMENTO	SAN JUAN UNIFIED	54/67447-00-005	Charter	P	6/5/2017	1/24/2018	0.00	0.00	5,974,846.20	5,974,846.20	0.00	0.00	0.00	5,974,846.20
TULARE	VISALIA UNIFIED	54/72256-00-001	Charter	P	6/5/2017	1/24/2018	0.00	3,378,707.10	3,378,707.10	6,757,414.20	0.00	0.00	0.00	6,757,414.20
TULARE	VISALIA UNIFIED	54/72256-00-002	Charter	P	6/5/2017	1/24/2018	0.00	5,195,620.80	5,195,620.80	10,391,241.60	0.00	0.00	0.00	10,391,241.60
TULARE	VISALIA UNIFIED	54/72256-00-003	Charter	P	6/5/2017	1/24/2018	0.00	2,169,537.30	2,169,537.30	4,339,074.60	0.00	0.00	0.00	4,339,074.60
TULARE	VISALIA UNIFIED	54/72256-00-004	Charter	P	6/5/2017	1/24/2018	0.00	753,290.10	753,290.10	1,506,580.20	0.00	0.00	0.00	1,506,580.20
SOLANO	VALLEJO CITY UNIFIED	54/70581-00-006	Charter	P	5/22/2016	2/28/2018	0.00	13,277,356.90	13,277,356.90	26,554,713.80	590,900.00	2,315,550.00	12,651,864.00	10,996,399.80
SOLANO	VALLEJO CITY UNIFIED	54/70581-00-007	Charter	P	5/22/2016	2/28/2018	0.00	452,842.20	452,842.20	905,684.40	0.00	0.00	905,684.40	0.00
SAN DIEGO	SAN DIEGO UNIFIED	54/68338-00-004	Charter	P	5/18/2017	2/28/2018	0.00	0.00	5,649,357.60	5,649,357.60	0.00	0.00	0.00	5,649,357.60
ALAMEDA	OAKLAND UNIFIED	54/61259-12-005	Charter	P	5/26/2017	2/28/2018	0.00	1,673,397.00	1,673,397.00	3,346,794.00	0.00	0.00	0.00	3,346,794.00
ALAMEDA	OAKLAND UNIFIED	54/61259-12-006	Charter	P	5/26/2017	2/28/2018	0.00	1,701,603.00	1,701,603.00	3,403,206.00	0.00	0.00	0.00	3,403,206.00
SACRAMENTO	NATOMAS UNIFIED	54/75283-00-008	Charter	P	5/26/2017	2/28/2018	0.00	0.00	2,573,846.10	2,573,846.10	0.00	0.00	2,573,846.10	0.00
LOS ANGELES	LOS ANGELES UNIFIED	54/64733-00-101	Charter	P	6/2/2017	2/28/2018	0.00	13,850,962.20	13,850,962.20	27,701,924.40	0.00	0.00	0.00	27,701,924.40
ALAMEDA	OAKLAND UNIFIED	54/61259-00-011	Charter	P	6/2/2017	2/28/2018	0.00	9,184,988.70	9,184,988.70	18,369,977.40	0.00	0.00	0.00	18,369,977.40
SAN DIEGO	SAN DIEGO UNIFIED	54/68338-00-008	Charter	P	6/2/2017	2/28/2018	0.00	0.00	15,156,028.80	15,156,028.80	0.00	0.00	0.00	15,156,028.80
SANTA CLARA	MORGAN HILL UNIFIED	54/69583-00-002	Charter	P	6/5/2017	2/28/2018	0.00	6,209,740.80	6,209,740.80	12,419,481.60	0.00	0.00	0.00	12,419,481.60
SAN DIEGO	CAJON VALLEY UNION ELEMENTARY	54/67991-00-002	Charter	P	6/5/2017	2/28/2018	0.00	2,365,949.70	2,365,949.70	4,731,899.40	0.00	0.00	0.00	4,731,899.40
SAN DIEGO	CAJON VALLEY UNION ELEMENTARY	54/67991-00-003	Charter	P	6/5/2017	2/28/2018	0.00	1,567,601.10	1,567,601.10	3,135,202.20	0.00	0.00	0.00	3,135,202.20
SANTA CLARA	EAST SIDE UNION HIGH	54/69427-00-005	Charter	P	6/5/2017	2/28/2018	0.00	13,973,119.20	13,973,119.20	27,946,238.40	0.00	0.00	0.00	27,946,238.40
SANTA CLARA	EAST SIDE UNION HIGH	54/69427-00-006	Charter	P	6/5/2017	2/28/2018	0.00	246,867.30	246,867.30	493,734.60	0.00	0.00	0.00	493,734.60
SAN DIEGO	CAJON VALLEY UNION ELEMENTARY	54/67991-00-001	Charter	P	6/5/2017	2/28/2018	0.00	4,381,450.20	4,381,450.20	8,762,900.40	0.00	0.00	0.00	8,762,900.40
ALAMEDA	OAKLAND UNIFIED	54/61259-00-010	Charter	P	6/5/2017	2/28/2018	0.00	10,227,982.50	10,227,982.50	20,455,965.00	0.00	0.00	0.00	20,455,965.00
SACRAMENTO	SAN JUAN UNIFIED	54/67447-00-006	Charter	P	6/5/2017	2/28/2018	0.00	0.00	5,701,526.10	5,701,526.10	0.00	0.00	0.00	5,701,526.10
ALAMEDA	OAKLAND UNIFIED	54/61259-13-003	Charter	P	6/5/2017	2/28/2018	0.00	1,103,925.60	1,103,925.60	2,207,851.20	0.00	0.00	0.00	2,207,851.20
ALAMEDA	OAKLAND UNIFIED	54/61259-13-004	Charter	P	6/5/2017	2/28/2018	0.00	1,176,715.80	1,176,715.80	2,353,431.60	0.00	0.00	0.00	2,353,431.60
SAN BERNARDINO	SAN BERNARDINO CITY UNIFIED	54/67876-00-004	Charter	P	6/5/2017	2/28/2018	0.00	2,064,591.00	2,064,591.00	4,129,182.00	0.00	0.00	0.00	4,129,182.00
SACRAMENTO	SACRAMENTO CITY UNIFIED	54/67439-00-007	Charter	P	6/5/2017	2/28/2018	0.00	5,049,542.70	5,049,542.70	10,099,085.40	0.00	0.00	0.00	10,099,085.40
SACRAMENTO	SACRAMENTO CITY UNIFIED	54/67439-00-008	Charter	P	6/5/2017	2/28/2018	0.00	6,288,725.20	6,288,725.20	12,577,450.40	0.00	0.00	0.00	12,577,450.40
SAN DIEGO	CHULA VISTA ELEMENTARY	54/68023-00-002	Charter	P	6/5/2017	2/28/2018	0.00	0.00	2,688,022.80	2,688,022.80	0.00	0.00	0.00	2,688,022.80
SOLANO	VALLEJO CITY UNIFIED	54/70581-00-004	Charter	P	5/22/2017	05/23/2018	0.00	200,755.80	200,755.80	401,511.60	401,511.60	0.00	0.00	0.00
SOLANO	VALLEJO CITY UNIFIED	54/70581-00-005	Charter	P	5/22/2017	05/23/2018	0.00	8,001,594.70	8,001,594.70	16,003,189.40	2,076,164.03	6,036,845.61	7,820,113.01	70,066.75
LOS ANGELES	LOS ANGELES UNIFIED	54/64733-00-102	Charter	P	6/1/2017	05/23/2018	0.00	5,109,828.80	5,109,828.80	10,219,657.60	0.00	0.00	0.00	10,219,657.60
SAN JOAQUIN	TRACY JOINT UNIFIED	54/75499-00-005	Charter	P	6/5/2017	05/23/2018	0.00	0.00	2,341,304.10	2,341,304.10	900,000.00	839,855.10	601,449.00	0.00
ALAMEDA	HAYWARD UNIFIED	54/61192-02-003	Charter	P	6/5/2017	10/24/2018	0.00	7,006,307.40	7,006,307.40	14,012,614.80	0.00	0.00		

INFORMATION ITEM

SCHOOL FACILITY PROGRAM OFFICE OF PUBLIC SCHOOL CONSTRUCTION FUNDING WORKLOAD LISTING (Applications Received Through January 31, 2019)

The New Construction and Modernization projects on this list represent completed applications awaiting the Office of Public School Construction processing and scheduling to the State Allocation Board.

This list includes future workload that is identified as:

- Pending reflects workload that has been processed by the OPSC but awaiting further information/documentation from the district.
- Reviewing reflects currently being processed by the OPSC.

Pursuant to SFP Regulation Section 1859.95.1, this list also includes applications that were received, but not reviewed by the Office of Public School Construction (OPSC). This list is presented to the State Allocation Board for acknowledgement.

This list is also available on the Internet and is updated on the first and third Fridays of each month.

www.dgs.ca.gov/opsc

SFP APPLICATIONS
New Construction and Charter School Facilities Program
- Workload as of January 31, 2019 -

District	County	Site Name	Application Number	OPSC Date Received	Estimated State Grant (a)	Financial Hardship (b)	Notification Occurred**
Ross Valley	Marin	White Hill Middle	50/75002-00-002	10/28/13	\$ 3,231,322	\$ -	12/4/2017
Pleasant View Elementary	Tulare	Pleasant View Elementary	50/72058-00-003	04/01/14	\$ 451,388	\$ 451,388	1/12/2018
Los Banos Unified	Merced	New Middle	50/65755-00-009	12/23/14	\$ 14,960,089	\$ -	10/8/2018
Monterey County Office of Education	Monterey	Salinas Community	50/10272-00-011	12/30/14	\$ 2,541,064	\$ 2,541,064	10/8/2018
Manzanita Elementary	Butte	Manzanita Elementary	50/61499-00-003	12/30/14	\$ 2,866,696	\$ 2,866,696	10/8/2018
Pixley Union Elementary	Tulare	Pixley Elementary	50/72041-00-002	12/30/14	\$ 3,245,795	\$ 3,245,795	10/8/2018
Pixley Union Elementary	Tulare	Pixley Middle	50/72041-00-003	12/30/14	\$ 1,678,242	\$ 1,678,242	10/8/2018
Irvine Unified	Orange	Portola Springs High	50/73650-00-021	01/08/15	\$ 123,721,268	\$ -	11/5/2018
Ducor Union Elementary	Tulare	Ducor Elementary	50/71894-00-002	01/13/15	\$ 2,319,460	\$ -	11/5/2018
Sulphur Springs Union Elementary	Los Angeles	Pinetree Community Elementary	50/65045-00-009	01/28/15	\$ 4,144,353	\$ -	11/5/2018
Oxnard Elementary	Ventura	Drifill Elementary	50/72538-00-012	02/09/15	\$ 1,664,334	\$ -	11/5/2018
McFarland Unified	Kern	New Elementary	50/73908-00-010	02/23/15	\$ 8,595,998	\$ -	11/5/2018
Elk Grove Unified	Sacramento	Dillard Elementary	50/67314-00-044	03/23/15	\$ 5,108,855	\$ -	1/2/2019
Fremont Union High	Santa Clara	Homestead High	50/69468-01-003	03/25/15	\$ 1,976,666	\$ -	1/2/2019
Chaffey Joint Union High	San Bernardino	Rancho Cucamonga High	50/67652-00-016	04/03/15	\$ 1,643,765	\$ -	1/2/2019
Chaffey Joint Union High	San Bernardino	Etiwanda High	50/67652-00-017	04/03/15	\$ 2,157,761	\$ -	1/2/2019
Santa Maria-Bonita	Santa Barbara	Acquistapace	50/69120-00-018	04/10/15	\$ 1,764,277	\$ -	1/2/2019
Santa Maria-Bonita	Santa Barbara	Tommie Knust	50/69120-00-019	04/10/15	\$ 3,887,345	\$ -	1/2/2019
Irvine Unified	Orange	Portola Springs Elementary	50/73650-00-022	04/13/15	\$ 29,839,911	\$ -	1/2/2019
Sulphur Springs Union Elementary	Los Angeles	Valley View Elementary	50/65045-00-010	04/28/15	\$ 5,703,458	\$ -	1/2/2019
Irvine Unified	Orange	Beacon Park	50/73650-00-023	04/29/15	\$ 36,959,900	\$ -	1/2/2019
Chaffey Joint Union High	San Bernardino	Alta Loma High	50/67652-00-018	05/01/15	\$ 2,649,434	\$ -	2/4/2019
Chaffey Joint Union High	San Bernardino	Ontario High	50/67652-00-019	05/07/15	\$ 2,910,144	\$ -	2/4/2019
San Dieguito Union High	San Diego	Pacific Trails Middle	50/68346-00-004	05/08/15	\$ 14,687,083	\$ -	2/4/2019
Burrel Union Elementary	Fresno	Burrel Elementary	50/62042-00-001	05/22/15	\$ 168,978	\$ 168,978	2/4/2019
Temple City Unified	Los Angeles	Doug Sears Learning Center	50/65052-00-002	06/19/15	\$ 452,717	\$ -	2/4/2019
Irvine Unified	Orange	Northwood High (Culinary Arts)	50/73650-00-024	07/22/15	\$ 453,283	\$ -	2/4/2019
Irvine Unified	Orange	Creekside High (Culinary Arts)	50/73650-00-025	07/22/15	\$ 499,337	\$ -	2/4/2019
Sequoia Union High	San Mateo	Menlo-Atherton High	50/69062-01-006	07/29/15	\$ 2,396,850	\$ -	2/4/2019
Alisal Union	Monterey	Bardin Elementary	50/65961-00-009	07/30/15	\$ 1,072,281	\$ 1,072,281	2/4/2019
Solano County Office of Education	Solano	Armijo High	50/10488-00-029	08/03/15	\$ 971,682	\$ 971,682	2/4/2019
Palm Springs Unified	Riverside	Cielo Vista Charter	50/67173-00-004	08/03/15	\$ 964,455	\$ -	2/4/2019
Oxnard Union High	Ventura	Rancho Campana High	50/72546-00-001	08/03/15	\$ 19,776,228	\$ -	2/4/2019
San Marcos Unified	San Diego	Double Peak	50/73791-00-015	08/03/15	\$ 34,823,016	\$ -	2/4/2019
Irvine Unified	Orange	Jeffrey Trail Middle	50/73650-00-026	08/05/15	\$ 1,149,226	\$ -	2/4/2019
Irvine Unified	Orange	Cypress Village Elementary	50/73650-00-027	08/05/15	\$ 1,300,562	\$ -	2/4/2019
Santa Maria Joint Union High	Santa Barbara	Santa Maria High	50/69310-00-005	08/06/15	\$ 1,396,468	\$ -	2/4/2019
Downey Unified	Los Angeles	Warren High	50/64451-00-012	08/12/15	\$ 904,943	\$ -	2/4/2019
Fresno Unified	Fresno	Baird Middle	50/62166-00-030	08/17/15	\$ 1,600,107	\$ -	2/4/2019
Merced City Elementary	Merced	Charles Wright Elementary	50/65771-00-017	08/17/15	\$ 189,225	\$ -	2/4/2019
Merced City Elementary	Merced	John Muir Elementary	50/65771-00-018	08/17/15	\$ 400,829	\$ -	2/4/2019
Merced City Elementary	Merced	Burbank Elementary	50/65771-00-019	08/17/15	\$ 378,450	\$ -	2/4/2019
Merced City Elementary	Merced	Rivera Elementary	50/65771-00-020	08/17/15	\$ 5,328,632	\$ -	2/4/2019
Sanger Unified	Fresno	Sanger High	50/62414-00-015	08/19/15	\$ 978,373	\$ -	2/4/2019
Brawley Elementary	Imperial	Barbara Worth Junior High	50/63073-00-001	08/25/15	\$ 2,012,933	\$ -	2/4/2019
Larkspur Elementary	Marin	The Cove	50/65367-00-001	08/28/15	\$ 1,545,351	\$ -	2/4/2019

SFP APPLICATIONS
New Construction and Charter School Facilities Program
- Workload as of January 31, 2019 -

District	County	Site Name	Application Number	OPSC Date Received	Estimated State Grant (a)	Financial Hardship (b)	Notification Occurred**
Dehesa	San Diego	Dehesa Elementary	50/68049-00-001	08/31/15	\$ 2,450,571	\$ -	2/4/2019
Fremont Unified	Alameda	Azeveda (Joseph) Elementary	50/61176-00-005	09/18/15	\$ 1,352,221	\$ -	2/4/2019
Fremont Unified	Alameda	Mattos (John G.) Elementary	50/61176-00-006	09/18/15	\$ 1,391,882	\$ -	2/4/2019
Santa Maria Joint Union High	Santa Barbara	Pioneer Valley High	50/69310-00-006	09/18/15	\$ 3,300,368	\$ -	2/4/2019
Clovis Unified	Fresno	Temperance Clinton Elementary	50/62117-00-021	09/22/15	\$ 11,554,700	\$ -	2/4/2019
Newport-Mesa Unified	Orange	Newport Harbor High	50/66597-00-019	09/22/15	\$ 2,006,783	\$ -	2/4/2019
Victor Elementary	San Bernardino	Arrowhead Elementary	50/67918-00-010	09/28/15	\$ 8,890,173	\$ -	2/4/2019
Grossmont Union High	San Diego	Monte Vista High	50/68130-12-007	10/01/15	\$ 2,497,982	\$ -	2/4/2019
Riverdale Joint Unified	Fresno	Riverdale High	50/75408-00-001	10/01/15	\$ 1,916,025	\$ -	2/4/2019
Sanger Unified	Fresno	Madison Elementary	50/62414-00-016	10/05/15	\$ 1,117,400	\$ -	2/4/2019
Ventura County Office Of Education	Ventura	Gateway Community	50/10561-00-004	10/09/15	\$ 621,901	\$ 621,901	2/4/2019
Shiloh Elementary	Stanislaus	Shiloh Elementary	50/71274-00-001	10/19/15	\$ 2,637,229	\$ 2,637,229	2/4/2019
Fremont Unified	Alameda	Irvington High	50/61176-00-007	10/29/15	\$ 4,926,653	\$ -	2/4/2019
Grossmont Union High	San Diego	Valhala High	50/68130-12-008	10/29/15	\$ 3,858,896	\$ -	2/4/2019
Chico Unified	Butte	Marsh (Harry M.) Junior High	50/61424-00-004	10/30/15	\$ 1,359,460	\$ -	2/4/2019
Chico Unified	Butte	Marsh (Harry M.) Junior High	50/61424-00-005	10/30/15	\$ 779,623	\$ -	2/4/2019
Chico Unified	Butte	Chico Junior High	50/61424-00-006	10/30/15	\$ 1,349,660	\$ -	2/4/2019
Salinas Union High	Monterey	New High #5	50/66159-00-006	10/30/15	\$ 29,477,632	\$ -	2/4/2019
Palm Springs Unified	Riverside	Raymond Cree Middle	50/67173-00-005	10/30/15	\$ 2,932,202	\$ -	2/4/2019
Elk Grove Unified	Sacramento	Anatolia II Elementary	50/67314-00-045	10/30/15	\$ 11,103,115	\$ -	2/4/2019
Orange County Office of Education	Orange	Community School #9	50/10306-00-019	11/02/15	\$ 8,467,056	\$ 8,467,056	2/4/2019
Grossmont Union High	San Diego	Granite Hills High	50/68130-12-009	11/02/15	\$ 2,051,438	\$ -	2/4/2019
Centinela Valley Union High	Los Angeles	Lawndale High	50/64352-00-005	11/13/15	\$ 4,589,460	\$ -	2/4/2019
Sundale Union Elementary	Tulare	Sundale Elementary	50/72173-00-006	11/20/15	\$ 655,814	\$ 655,814	2/4/2019
Oak Valley Union Elementary	Tulare	Oak Valley Elementary	50/72017-00-005	12/01/15	\$ 154,982	\$ 154,982	2/4/2019
Rocklin Unified	Placer	Granite Oaks Middle	50/75085-00-013	12/29/15	\$ 3,481,565	\$ -	2/4/2019
Roseville City Elementary	Placer	W-70 Elementary	50/66910-00-014	01/27/16	\$ 9,632,057	\$ -	2/4/2019
Raisin City Elementary	Fresno	Raisin City Elementary	50/62380-00-001	03/10/16	\$ 3,535,707	\$ 3,535,707	2/4/2019
Visalia Unified	Tulare	New Visalia Middle	50/72256-00-029	03/29/16	\$ 15,096,058	\$ -	2/4/2019
Porterville Unified	Tulare	Bellevue Elementary	50/75523-00-007	03/29/16	\$ 3,236,061	\$ -	2/4/2019
Sequoia Union High	San Mateo	Sequoia High	50/69062-00-014	04/05/16	\$ 453,283	\$ -	2/4/2019
Sequoia Union High	San Mateo	Carlmont High	50/69062-00-015	04/06/16	\$ 5,162,761	\$ -	2/4/2019
Clay Joint Elementary	Fresno	Clay Elementary	50/62109-00-002	04/11/16	\$ 28,870	\$ 28,870	2/4/2019
Natomas Unified	Sacramento	Natomas Star Academy Charter	50/75283-00-015	04/12/16	\$ 8,792,567	\$ -	2/4/2019
San Ramon Valley Unified	Contra Costa	Dougherty Valley High	50/61804-00-041	04/14/16	\$ 4,048,034	\$ -	2/4/2019
Sanger Unified	Fresno	John Wash	50/62414-00-017	04/25/16	\$ 2,221,535	\$ -	2/4/2019
Downey Unified	Los Angeles	Warren High	50/64451-00-013	04/25/16	\$ 1,390,932	\$ -	2/4/2019
San Ramon Valley Unified	Contra Costa	Bella Vista Elementary	50/61804-00-040	05/06/16	\$ 10,890,387	\$ -	2/4/2019
Chaffey Joint Union High	San Bernardino	Chaffey High	50/67652-00-020	05/12/16	\$ 13,256,842	\$ -	2/4/2019
Irvine Unified	Orange	Portola Springs Elementary	50/73650-00-028	06/01/16	\$ 1,421,676	\$ -	2/4/2019
Santa Rita Union Elementary	Monterey	Kantro K-8 Site	50/66191-00-008	06/02/16	\$ 1,110,400	\$ 1,110,400	2/4/2019
Santa Rita Union Elementary	Monterey	Sbrana K-5 Site	50/66191-00-009	06/02/16	\$ 721,760	\$ 721,760	2/4/2019
Sequoia Union High	San Mateo	Sequoia High	50/69062-00-016	06/28/16	\$ 6,806,310	\$ -	2/4/2019
Santa Rita Union Elementary	Monterey	Bolsa Knolls Middle	50/66191-00-010	07/01/16	\$ 1,806,969	\$ 1,806,969	2/4/2019
Sequoia Union High	San Mateo	Menlo-Atherton High	50/69062-01-007	07/14/16	\$ 5,589,541	\$ -	2/4/2019
Alisal Union	Monterey	Frank Paul Elementary	50/65961-00-010	07/18/16	\$ 3,651,342	\$ -	2/4/2019

SFP APPLICATIONS
New Construction and Charter School Facilities Program
- Workload as of January 31, 2019 -

District	County	Site Name	Application Number	OPSC Date Received	Estimated State Grant (a)	Financial Hardship (b)	Notification Occurred**
Atwater Elementary	Merced	Thomas Olaeta Elementary	50/65631-00-003	07/22/16	\$ 294,744	\$ -	2/4/2019
Atwater Elementary	Merced	Shaffer Elementary	50/65631-00-004	07/22/16	\$ 315,430	\$ -	2/4/2019
Elk Grove Unified	Sacramento	Laguna Ridge North Elementary	50/67314-00-046	07/22/16	\$ 14,169,483	\$ -	2/4/2019
Bonsall Unified	San Diego	Norman L. Sullivan Middle	50/76851-00-001	07/22/16	\$ 3,649,982	\$ -	2/4/2019
William S. Hart Union High	Los Angeles	Canyon High	50/65136-00-011	07/25/16	\$ 2,169,718	\$ -	2/4/2019
Fresno Unified	Fresno	Figarden Elementary	50/62166-00-031	07/27/16	\$ 5,565,448	\$ -	2/4/2019
Irvine Unified	Orange	Cypress Village Elementary	50/73650-00-029	08/01/16	\$ 876,147	\$ -	2/4/2019
Irvine Unified	Orange	PA 5B Elementary	50/73650-00-030	08/01/16	\$ 49,184,798	\$ -	2/4/2019
Temple City Unified	Los Angeles	Temple City High	50/65052-00-003	08/02/16	\$ 4,985,620	\$ -	2/4/2019
Palm Springs Unified	Riverside	Katherine Finchy Elementary	50/67173-00-006	08/03/16	\$ 419,780	\$ -	2/4/2019
Palm Springs Unified	Riverside	Landau Elementary	50/67173-00-007	08/03/16	\$ 1,735,747	\$ -	2/4/2019
Palm Springs Unified	Riverside	Rio Vista Elementary	50/67173-00-008	08/03/16	\$ 319,070	\$ -	2/4/2019
Palm Springs Unified	Riverside	Sunny Sands Elementary	50/67173-00-009	08/03/16	\$ 773,042	\$ -	2/4/2019
Palm Springs Unified	Riverside	Cabot Yerxa Elementary	50/67173-00-010	08/03/16	\$ 356,574	\$ -	2/4/2019
Palm Springs Unified	Riverside	Cathedral City Elementary	50/67173-00-011	08/03/16	\$ 695,316	\$ -	2/4/2019
Palm Springs Unified	Riverside	Bella Vista Elementary	50/67173-00-012	08/03/16	\$ 531,104	\$ -	2/4/2019
Perris Elementary	Riverside	Clearwater Elementary	50/67199-00-012	08/05/16	\$ 13,608,405	\$ -	2/4/2019
Bakersfield City Elementary	Kern	Voorhies Elementary	50/63321-00-030	08/11/16	\$ 3,229,377	\$ -	2/4/2019
Azusa Unified	Los Angeles	Ellington (Alice M.) Elementary	50/64279-00-001	08/11/16	\$ 70,113	\$ -	2/4/2019
Fairfield-Suisun Unified	Solano	Public Safety Academy	50/70540-00-026	08/11/16	\$ 1,885,017	\$ -	2/4/2019
Palm Springs Unified	Riverside	Two Bunch Palms Elementary	50/67173-00-013	08/12/16	\$ 334,328	\$ -	
Panama-Buena Vista Union	Kern	Sing Lum Elementary	50/63362-00-040	08/15/16	\$ 8,988,375	\$ -	
Etiwanda Elementary	San Bernardino	Elementary #13	50/67702-00-015	08/15/16	\$ 15,179,007	\$ -	
Guadalupe Union Elementary	Santa Barbara	New Middle	50/69203-00-001	08/15/16	\$ 9,470,146	\$ 9,470,146	
Natomas Unified	Sacramento	Bannon Creek Elementary	50/75283-00-016	08/16/16	\$ 5,341,955	\$ -	
Burlingame	San Mateo	Burlingame Intermediate	50/68882-00-003	08/18/16	\$ 4,337,469	\$ -	
Burlingame	San Mateo	Hoover Elementary	50/68882-00-004	08/18/16	\$ 5,995,695	\$ -	
Riverside Unified	Riverside	Riverside STEM Academy	50/67215-00-026	08/24/16	\$ 452,717	\$ -	
Riverside Unified	Riverside	Jefferson Elementary	50/67215-00-027	08/24/16	\$ 311,237	\$ -	
Riverside Unified	Riverside	Castle View Elementary	50/67215-00-028	08/24/16	\$ 311,237	\$ -	
Fremont Unified	Alameda	Warm Springs Elementary	50/61176-00-008	08/29/16	\$ 4,143,412	\$ -	
Liberty Union High	Contra Costa	Liberty High	50/61721-00-006	09/14/16	\$ 2,748,797	\$ -	
Whittier City Elementary	Los Angeles	Wallen L. Andrews Elementary	50/65110-00-009	09/15/16	\$ 2,325,066	\$ -	
Whittier City Elementary	Los Angeles	Phelan (Daniel) Elementary	50/65110-00-010	09/16/16	\$ 680,996	\$ -	
Kerman Unified	Fresno	Kerman Middle	50/73999-00-008	09/21/16	\$ 296,785	\$ -	
Madera Unified	Madera	New K-6 Elementary	50/65243-00-010	09/29/16	\$ 11,445,005	\$ -	
Capistrano Unified	Orange	San Clemente High	50/66464-00-020	10/25/16	\$ 8,592,144	\$ -	
Capistrano Unified	Orange	San Juan Hills High	50/66464-00-021	10/25/16	\$ 8,115,189	\$ -	
Pioneer Union Elementary	Kings	Pioneer Elementary	50/63990-00-003	10/26/16	\$ 4,337,647	\$ -	
Merced City Elementary	Merced	Peterson Elementary	50/65771-00-021	10/26/16	\$ 713,510	\$ -	
Bayshore Elementary	San Mateo	Bayshore Elementary	50/68858-00-001	10/26/16	\$ 2,660,831	\$ 2,660,831	
Los Banos Unified	Merced	Mercey Springs Elementary	50/65755-00-010	10/27/16	\$ 4,733,373	\$ -	
Chaffey Joint Union High	San Bernardino	Rancho Cucamonga High	50/67652-00-021	10/27/16	\$ 1,619,213	\$ -	
Fresno Unified	Fresno	Turner Elementary	50/62166-00-032	10/28/16	\$ 2,681,414	\$ -	
Sanger Unified	Fresno	Sanger Academy Charter	50/62414-00-018	10/28/16	\$ 1,519,111	\$ -	
Manteca Unified	San Joaquin	Shasta Elementary	50/68593-00-024	10/28/16	\$ 2,210,445	\$ -	

SFP APPLICATIONS
New Construction and Charter School Facilities Program
- Workload as of January 31, 2019 -

District	County	Site Name	Application Number	OPSC Date Received	Estimated State Grant (a)	Financial Hardship (b)	Notification Occurred**
Manteca Unified	San Joaquin	Lathrop Elementary	50/68593-00-025	10/28/16	\$ 2,782,724	\$ -	
Manteca Unified	San Joaquin	Sequoia Elementary	50/68593-00-026	10/28/16	\$ 2,302,306	\$ -	
Central Union High	Imperial	Phoenix Rising High	50/63115-00-001	10/31/16	\$ 469,996	\$ -	
Heber Elementary	Imperial	Dogwood Elementary	50/63131-00-005	10/31/16	\$ 1,938,209	\$ 1,938,209	
Sequoia Union High	San Mateo	Menlo-Atherton High	50/69062-00-017	10/31/16	\$ 3,032,044	\$ -	
Ceres Unified	Stanislaus	Ceres High	50/71043-00-033	10/31/16	\$ 1,529,877	\$ -	
Windsor Unified	Sonoma	Windsor Oaks Academy	50/75358-00-016	10/31/16	\$ 2,167,755	\$ -	
Dinuba Unified	Tulare	New High	50/75531-00-006	10/31/16	\$ 5,179,575	\$ 5,179,575	
Lancaster Elementary	Los Angeles	Endeavour Middle	50/64667-00-010	11/01/16	\$ 1,402,297	\$ -	
Tipton Elementary	Tulare	Tipton Elementary	50/72215-00-002	11/22/16	\$ 2,548,113	\$ 2,548,113	
Long Beach Unified	Los Angeles	Browning High	50/64725-00-019	12/12/16	\$ 14,094,276	\$ -	
Santa Maria-Bonita	Santa Barbara	Ida Redmond Taylor Elementary	50/69120-00-020	12/19/16	\$ 1,732,224	\$ -	
Santa Maria-Bonita	Santa Barbara	Liberty Elementary	50/69120-00-021	12/19/16	\$ 1,732,224	\$ -	
William S. Hart Union High	Los Angeles	Castaic High	50/65136-00-012	12/29/16	\$ 64,405,723	\$ -	
Folsom-Cordova Unified	Sacramento	Sundahl (Carl H.) Elementary	50/67330-21-009	01/06/17	\$ 6,088,796	\$ -	
Greenfield Union Elementary	Monterey	Apple Avenue Elementary	50/66035-00-002	01/07/17	\$ 2,345,428	\$ 2,345,428	
Corcoran Joint Unified	Kings	John Muir Middle	50/63891-00-001	01/13/17	\$ 750,830	\$ -	
Natomas Unified	Sacramento	Westlake K-8 Charter	50/75283-00-017	01/13/17	\$ 17,136,100	\$ -	
Perris Union High	Riverside	High School #4	50/67207-00-010	01/19/17	\$ 51,487,315	\$ -	
Pacific Elementary	Santa Cruz	Pacific Elementary	50/69781-00-001	01/20/17	\$ 111,040	\$ 111,040	
Pacific Elementary	Santa Cruz	Pacific Elementary	50/69781-00-002	01/20/17	\$ 111,040	\$ 111,040	
Arvin Union Elementary	Kern	Sierra Vista Elementary	50/63313-00-003	01/26/17	\$ 3,734,020	\$ -	
Visalia Unified	Tulare	Riverway Elementary	50/72256-00-030	01/26/17	\$ 11,114,715	\$ -	
Natomas Unified	Sacramento	Heron Elementary	50/75283-00-018	02/03/17	\$ 3,124,919	\$ -	
Natomas Unified	Sacramento	Discovery High	50/75283-00-019	02/03/17	\$ 518,124	\$ -	
Pomona Unified	Los Angeles	Philadelphia Elementary	50/64907-00-032	02/06/17	\$ 2,330,783	\$ -	
Corcoran Joint Unified	Kings	Mark Twain Elementary	50/63891-00-002	02/07/17	\$ 1,327,950	\$ -	
Los Molinos Unified	Tehama	Los Molinos Elementary	50/71571-00-001	02/07/17	\$ 553,824	\$ 553,824	
Stockton Unified	San Joaquin	El Dorado Elementary	50/68676-04-002	02/09/17	\$ 423,811	\$ -	
Sequoia Union Elementary	Tulare	Sequoia Elementary	50/72116-00-002	02/24/17	\$ 427,885	\$ 427,885	
Jurupa Unified	Riverside	New K-8 School #5	50/67090-00-012	03/07/17	\$ 15,507,131	\$ -	
William S. Hart Union High	Los Angeles	Saugus High	50/65136-00-013	03/10/17	\$ 1,505,563	\$ -	
Buena Vista Elementary	Tulare	Buena Vista Elementary	50/71829-00-003	03/15/17	\$ 2,966,043	\$ 2,966,043	
Capistrano Unified	Orange	Esencia K-8	50/66464-00-022	03/22/17	\$ 35,047,431	\$ -	
Scotts Valley Unified	Santa Cruz	Scotts Valley Middle	50/75432-00-001	04/20/17	\$ 5,317,001	\$ -	
Downey Unified	Los Angeles	Stauffer Middle	50/64451-00-014	04/21/17	\$ 2,784,640	\$ -	
Elk Grove Unified	Sacramento	East Franklin Elementary	50/67314-00-047	04/24/17	\$ 14,783,137	\$ -	
Chula Vista Elementary	San Diego	Saburo Muraoka Elementary	50/68023-00-012	04/26/17	\$ 17,912,631	\$ -	
Capistrano Unified	Orange	Tesoro High	50/66464-00-023	05/05/17	\$ 7,841,392	\$ -	
Brittan Elementary	Sutter	Brittan Elementary	50/71357-00-002	05/05/17	\$ 4,097,432	\$ 4,097,432	
Downey Unified	Los Angeles	Stauffer Middle	50/64451-00-015	05/08/17	\$ 2,332,553	\$ -	
Kern High	Kern	Foothill High	50/63529-00-009	05/17/17	\$ 968,944	\$ -	
Los Angeles Unified	Los Angeles	Rise Kohyang Middle	54/64733-00-103	05/30/17	\$ 14,500,000	\$ -	
Lammersville Joint Unified	San Joaquin	Peter Hansen Elementary	50/76760-00-007	06/07/17	\$ 11,873,345	\$ -	
Ackerman Elementary	Placer	Bowman Elementary	50/66761-00-003	06/16/17	\$ 1,068,193	\$ -	
Standard Elementary	Kern	Standard Middle	50/63792-00-002	06/22/17	\$ 2,065,579	\$ -	

SFP APPLICATIONS
New Construction and Charter School Facilities Program
- Workload as of January 31, 2019 -

District	County	Site Name	Application Number	OPSC Date Received	Estimated State Grant (a)	Financial Hardship (b)	Notification Occurred**
Farmersville Unified	Tulare	Farmersville High	50/75325-00-008	06/23/17	\$ 1,926,790	\$ 1,926,790	
Imperial Unified	Imperial	Cross Elementary	50/63164-00-006	07/03/17	\$ 11,889,879	\$ -	
Palm Springs Unified	Riverside	Agua Caliente Elementary	50/67173-00-014	07/06/17	\$ 4,873,871	\$ -	
Pierce Joint Unified	Colusa	Pierce High	50/61614-00-004	07/07/17	\$ 1,480,857	\$ -	
Jurupa Unified	Riverside	Sunnyslope Elementary	50/67090-00-013	07/12/17	\$ 2,722,065	\$ -	
Oxnard Elementary	Ventura	Lemonwood Elementary	50/72538-00-013	07/19/17	\$ 12,225,183	\$ -	
Sacramento County Office of Education	Sacramento	New Community School	50/10348-00-003	07/25/17	\$ 404,846	\$ 404,846	
Dublin Unified	Alameda	Dougherty Elementary	50/75093-00-011	07/28/17	\$ 1,998,741	\$ -	
Poway Unified	San Diego	Stone Ranch Elementary	50/68296-00-022	08/01/17	\$ 6,508,805	\$ -	
Riverside Unified	Riverside	John F. Kennedy Elementary	50/67215-00-029	08/02/17	\$ 315,887	\$ -	
Riverside Unified	Riverside	Emerson Elementary	50/67215-00-030	08/02/17	\$ 315,887	\$ -	
Chawanakee Unified	Madera	Hillside Elementary	50/75606-00-002	08/02/17	\$ 12,565,858	\$ -	
Menifee Union Elementary	Riverside	Elementary School #10	50/67116-00-014	08/03/17	\$ 14,544,346	\$ -	
Sequoia Union High	San Mateo	Redwood High	50/69062-00-018	08/03/17	\$ 2,218,255	\$ -	
Irvine Unified	Orange	Portola Springs Elementary	50/73650-00-031	08/03/17	\$ 948,994	\$ -	
Dublin Unified	Alameda	Cottonwood Creek Elementary	50/75093-00-012	08/07/17	\$ 22,789,083	\$ -	
Corona-Norco Unified	Riverside	Augustine Ramirez Intermediate	50/67033-00-040	08/08/17	\$ 1,009,935	\$ -	
William S. Hart Union High	Los Angeles	Placerita Junior High	50/65136-00-014	08/09/17	\$ 2,890,803	\$ -	
Alisal Union	Monterey	Fremont Elementary	50/65961-00-011	08/10/17	\$ 7,231,447	\$ -	
Hesperia Unified	San Bernardino	Maple Elementary	50/75044-00-035	08/10/17	\$ 648,182	\$ -	
Murrieta Valley Unified	Riverside	Vista Murrieta High	50/75200-00-024	08/11/17	\$ 5,794,403	\$ -	
Porterville Unified	Tulare	Porterville High	50/75523-00-008	08/11/17	\$ 906,565	\$ -	
Porterville Unified	Tulare	Monache High	50/75523-00-009	08/11/17	\$ 2,525,778	\$ -	
Lamont Elementary	Kern	Myrtle Avenue Elementary	50/63560-00-001	08/14/17	\$ 248,990	\$ -	
Western Placer Unified	Placer	Lincoln High	50/66951-00-009	08/14/17	\$ 2,965,340	\$ -	
Sanger Unified	Fresno	Ronald W. Reagan Elementary	50/62414-00-019	08/15/17	\$ 576,555	\$ -	
Sanger Unified	Fresno	Sequoia Elementary	50/62414-00-020	08/15/17	\$ 972,351	\$ -	
Sanger Unified	Fresno	Washington Academic Middle	50/62414-00-021	08/15/17	\$ 83,348	\$ -	
Bakersfield City Elementary	Kern	Voorhies Elementary	50/63321-00-031	08/15/17	\$ 1,330,267	\$ -	
Escondido Union Elementary	San Diego	Mission Middle	50/68098-00-007	08/15/17	\$ 3,500,559	\$ -	
Old Adobe Union Elementary	Sonoma	Loma Vista Immersion Academy	50/70847-00-003	08/15/17	\$ 1,363,324	\$ -	
Natomas Unified	Sacramento	Natomas Park Elementary	50/75283-00-020	08/15/17	\$ 3,086,656	\$ -	
Martinez Unified	Contra Costa	Alhambra Senior High	50/61739-00-003	08/16/17	\$ 2,742,337	\$ -	
Escondido Union	San Diego	Quantum Academy	50/68098-00-008	08/16/17	\$ 1,410,545	\$ -	
Fremont Unified	Alameda	Brookvale Elementary	50/61176-00-009	08/17/17	\$ 2,518,817	\$ -	
Fremont Unified	Alameda	Patterson Elementary	50/61176-00-010	08/17/17	\$ 2,526,392	\$ -	
Alameda City Unified	Alameda	Frank Otis Elementary	50/61119-00-001	08/18/17	\$ 2,195,724	\$ -	
McCabe Union Elementary	Imperial	Corfman Middle	50/63180-00-004	08/18/17	\$ 706,996	\$ -	
Natomas Unified	Sacramento	Natomas Pacific Pathways Prep Middle	50/75283-00-021	08/18/17	\$ 3,948,395	\$ -	
Jurupa Unified	Riverside	New K-8 School #5	50/67090-00-014	08/23/17	\$ 3,581,554	\$ -	
Placer Union High	Placer	Del Oro High	50/66894-00-006	08/24/17	\$ 14,245,259	\$ -	
Cutler-Orosi Joint Unified	Tulare	Orosi High	50/71860-00-006	08/24/17	\$ 3,431,530	\$ -	
Irvine Unified	Orange	Rancho San Joaquin Middle	50/73650-00-032	08/24/17	\$ 10,223,148	\$ 10,223,148	
Merced City Elementary	Merced	Ada Givens Elementary	50/65771-00-022	08/25/17	\$ 1,205,026	\$ -	
Sacramento City Unified	Sacramento	Kit Carson Middle	50/67439-00-004	08/30/17	\$ 1,970,132	\$ -	
Capay Joint Union Elementary	Glenn	Capay Joint Union Elementary	50/62554-00-001	09/01/17	\$ 2,070,382	\$ 2,070,382	

SFP APPLICATIONS
New Construction and Charter School Facilities Program
- Workload as of January 31, 2019 -

District	County	Site Name	Application Number	OPSC Date Received	Estimated State Grant (a)	Financial Hardship (b)	Notification Occurred**
Palo Verde Union Elementary	Tulare	Palo Verde Elementary	50/72033-00-004	09/01/17	\$ 61,069	\$ 61,069	
Irvine Unified	Orange	Heritage Field K-8	50/73650-00-033	09/06/17	\$ 41,372,337	\$ -	
Bakersfield City Elementary	Kern	Stella Hills Elementary	50/63321-00-032	09/14/17	\$ 3,229,025	\$ -	
Bakersfield City Elementary	Kern	Evergreen Elementary	50/63321-00-033	09/15/17	\$ 1,457,130	\$ -	
Weaver Union	Merced	Weaver Middle	50/65862-00-002	09/15/17	\$ 4,595,737	\$ -	
Heber Elementary	Imperial	Heber Elementary	50/63131-00-007	09/18/17	\$ 3,014,314	\$ -	
Raymond-Knowles Union Elementary	Madera	Raymond-Knowles Elementary	50/65276-00-001	09/19/17	\$ 197,883	\$ 197,883	
Burbank Unified	Los Angeles	Bret Harte Elementary	50/64337-00-003	09/21/17	\$ 630,828	\$ -	
Saugus Union	Los Angeles	West Creek Academy	50/64998-00-019	09/27/17	\$ 3,699,651	\$ -	
Maple Elementary	Kern	Maple Elementary	50/63610-00-002	09/29/17	\$ 1,023,481	\$ 1,023,481	
Banta Elementary	San Joaquin	Banta Elementary	50/68486-00-003	09/29/17	\$ 196,978	\$ 196,978	
Hanford Elementary	Kings	Monroe Elementary	50/63917-00-003	10/03/17	\$ 448,984	\$ -	
Greenfield Union Elementary	Monterey	Mary Chapa Literacy and Technology Academy	50/66035-00-003	10/03/17	\$ 749,769	\$ 749,769	
Antelope Elementary	Tehama	Antelope Elementary	50/71472-00-001	10/06/17	\$ 38,695	\$ -	
Antelope Elementary	Tehama	Antelope Elementary	50/71472-00-002	10/06/17	\$ 38,695	\$ -	
Antelope Elementary	Tehama	Antelope Elementary	50/71472-00-003	10/06/17	\$ 38,695	\$ -	
Antelope Elementary	Tehama	Antelope Elementary	50/71472-00-004	10/06/17	\$ 218,001	\$ -	
Palo Alto Unified	Santa Clara	Henry M. Gunn High	50/69641-00-003	10/11/17	\$ 3,238,427	\$ -	
Milpitas Unified	Santa Clara	Mabel Mattos Elementary	50/73387-00-001	10/12/17	\$ 16,845,997	\$ -	
Firebaugh-Las Deltas Joint Unified	Fresno	Arthur E. Mills Intermediate	50/73809-00-005	10/12/17	\$ 397,254	\$ -	
Panama-Buena Vista Union	Kern	Dolores S. Whitley Elementary	50/63362-00-041	10/16/17	\$ 12,071,259	\$ -	
Folsom-Cordova Unified	Sacramento	Sutter Middle	50/67330-21-010	10/16/17	\$ 6,584,059	\$ -	
Folsom-Cordova Unified	Sacramento	Oak Chan Elementary	50/67330-21-011	10/16/17	\$ 8,445,042	\$ -	
Lancaster Elementary	Los Angeles	Linda Verde Elementary	50/64667-00-011	10/17/17	\$ 1,115,805	\$ -	
Southern Humboldt Joint Unified	Humboldt	South Fork Junior - Senior High	50/63040-00-001	10/18/17	\$ 1,360,522	\$ -	
Southern Humboldt Joint Unified	Humboldt	Redway Elementary	50/63040-00-002	10/18/17	\$ 896,296	\$ -	
Greenfield Union Elementary	Monterey	Apple Avenue Elementary	50/66035-00-002	10/19/17	\$ 9,381,712	\$ 9,381,712	
Central Unified	Fresno	Hahn Phan Tilley	50/73965-00-019	10/23/17	\$ 11,679,644	\$ -	
Hollister Elementary	San Benito	Santana Ranch Elementary TK-8	50/67470-00-003	10/26/17	\$ 2,061,901	\$ 2,061,901	
Santa Paula Unified	Ventura	East Area 1	50/76828-00-001	10/27/17	\$ 24,572,839	\$ -	
Fremont Unified	Alameda	Lila Bringham Elementary	50/61176-00-011	10/31/17	\$ 32,667,294	\$ -	
San Benito High	San Benito	San Benito High	50/67538-00-002	10/31/17	\$ 5,002,975	\$ -	
San Marcos Unified	San Diego	Alvin M Dunn Elementary	50/73791-00-016	10/31/17	\$ 8,926,096	\$ -	
Dinuba Unified	Tulare	New High	50/75531-00-007	10/31/17	\$ 1,195,768	\$ 1,195,768	
Wiseburn Unified	Los Angeles	Wiseburn High	50/76869-00-001	10/31/17	\$ 963,069	\$ -	
San Marcos Unified	San Diego	Alvin M Dunn Elementary	50/73791-00-017	11/03/17	\$ 433,316	\$ -	
Oxnard Elementary	Ventura	Thurgood Marshall Elementary	50/72538-00-014	11/13/17	\$ 4,113,728	\$ -	
Lammersville Joint Unified	San Joaquin	Mountain House High	50/76760-00-008	11/29/17	\$ 4,515,588	\$ -	
Millville Elementary	Shasta	Millville Elementary	50/70052-00-002	12/04/17	\$ 387,910	\$ 387,910	
Hollister Elementary	San Benito	Sunnyslope Elementary	50/67470-00-004	12/07/17	\$ 5,060,372	\$ -	
Wasco Union Elementary	Kern	Teresa Burke Elementary	50/63842-00-004	12/11/17	\$ 926,805	\$ -	
Ceres Unified	Stanislaus	Central Valley High	50/71043-00-034	12/14/17	\$ 2,348,896	\$ -	
Beaumont Unified	Riverside	Starlight Elementary	50/66993-00-019	12/19/17	\$ 13,448,499	\$ -	
Kerman Unified	Fresno	Kerman High	50/73999-00-009	12/19/17	\$ 8,430,953	\$ -	
Santa Maria Joint Union High	Santa Barbara	Ernest Righetti High	50/69310-00-007	12/21/17	\$ 16,425,817	\$ -	
Irvine Unified	Orange	Stone Creek Elementary	50/73650-00-034	12/26/17	\$ 681,602	\$ -	

SFP APPLICATIONS
New Construction and Charter School Facilities Program
- Workload as of January 31, 2019 -

District	County	Site Name	Application Number	OPSC Date Received	Estimated State Grant (a)	Financial Hardship (b)	Notification Occurred**
Fremont Unified	Alameda	American High	50/61176-00-012	01/02/18	\$ 8,941,241	\$ -	
Merced City Elementary	Merced	Franklin Elementary	50/65771-00-023	01/04/18	\$ 1,254,719	\$ -	
Butteville Union Elementary	Siskiyou	Butteville Elementary	50/70201-00-002	01/08/18	\$ 794,536	\$ -	
Menifee Union Elementary	Riverside	Elementary #14	50/67116-00-015	01/10/18	\$ 13,764,919	\$ -	
Rio Elementary	Ventura	Rio Steam K-8	50/72561-00-006	01/12/18	\$ 12,743,164	\$ -	
Redondo Beach Unified	Los Angeles	Redondo Union High	50/75341-00-001	01/16/18	\$ 2,646,278	\$ -	
San Ramon Valley Unified	Contra Costa	Stone Valley Middle	50/61804-00-042	01/17/18	\$ 2,259,928	\$ -	
Monson-Sultana Joint Union Elementary	Tulare	Monson-Sultana Elementary	50/72009-00-002	01/22/18	\$ 189,699	\$ 189,699	
Escondido Union	San Diego	Central Elementary	50/68098-00-009	01/23/18	\$ 3,704,661	\$ -	
Fairfield-Suisun Unified	Solano	Public Safety Academy	50/70540-00-027	01/25/18	\$ 4,803,198	\$ -	
Irvine Unified	Orange	Creekside High	50/73650-00-035	01/25/18	\$ 1,579,717	\$ -	
Irvine Unified	Orange	Sierra Vista Middle	50/73650-00-036	01/25/18	\$ 1,572,100	\$ -	
Irvine Unified	Orange	South Lake Middle	50/73650-00-037	01/25/18	\$ 870,227	\$ -	
Southern Kern Unified	Kern	Hamilton Elementary	50/63776-00-002	02/13/18	\$ 11,736,558	\$ 11,736,558	
West Park Elementary	Fresno	West Park Elementary	50/62539-00-001	02/15/18	\$ 528,065	\$ 528,065	
Beaumont Unified	Riverside	Beaumont Senior High	50/66993-00-020	02/20/18	\$ 965,901	\$ -	
Carpinteria Unified	Santa Barbara	Carpinteria Family	50/69146-00-002	02/27/18	\$ 1,382,615	\$ -	
Carpinteria Unified	Santa Barbara	Canalino Elementary	50/69146-00-003	02/27/18	\$ 1,252,982	\$ -	
Irvine Unified	Orange	Eastshore Elementary	50/73650-00-038	03/02/18	\$ 835,854	\$ -	
Irvine Unified	Orange	Venado Middle	50/73650-00-039	03/02/18	\$ 2,231,969	\$ -	
Corona-Norco Unified	Riverside	John Adams Elementary	50/67033-00-041	03/06/18	\$ 3,086,390	\$ -	
Roseville Joint Union High	Placer	New High School #6	50/66928-00-008	03/12/18	\$ 26,629,500	\$ -	
Tulare City	Tulare	Alpine Vista Elementary	50/72231-00-005	03/13/18	\$ 3,969,972	\$ -	
Gerber Union Elementary	Tehama	Gerber Elementary	50/71548-00-001	03/15/18	\$ 468,016	\$ 468,016	
Newman-Crows Landing Unified	Stanislaus	Hurd Barrington Elementary	50/73601-00-005	03/16/18	\$ 578,350	\$ -	
Snowline Joint Unified	San Bernardino	New Elementary	50/73957-00-016	03/19/18	\$ 1,850,720	\$ 1,850,720	
Snowline Joint Unified	San Bernardino	New Elementary	50/73957-00-017	03/19/18	\$ 84,062	\$ 84,062	
Snowline Joint Unified	San Bernardino	New Elementary	50/73957-00-018	03/19/18	\$ 84,062	\$ 84,062	
San Jacinto Unified	Riverside	New Middle School	50/67249-00-017	03/21/18	\$ 25,322,444	\$ -	
Irvine Unified	Orange	Loma Ridge Elementary	50/73650-00-040	03/21/18	\$ 33,872,655	\$ -	
Livingston Union	Merced	Campus Park Elementary	50/65748-00-003	03/28/18	\$ 2,247,743	\$ -	
Livingston Union	Merced	Selma Herndon Elementary	50/65748-00-004	03/28/18	\$ 1,101,192	\$ -	
Livingston Union	Merced	Yamato Colony Elementary	50/65748-00-005	03/28/18	\$ 774,268	\$ -	
Victor Elementary	San Bernardino	Elementary School #20	50/67918-00-011	03/30/18	\$ 10,935,579	\$ -	
Madera Unified	Madera	Matilda Torres High	50/65243-00-011	04/03/18	\$ 36,161,659	\$ -	
San Jose Unified	Santa Clara	San Jose High	50/69666-00-001	04/06/18	\$ 471,583	\$ -	
Corona-Norco Unified	Riverside	Lincoln Alternative Elementary	50/67033-00-042	04/10/18	\$ 1,641,187	\$ -	
Irvine Unified	Orange	Rancho San Joaquin Middle	50/73650-00-041	04/11/18	\$ 1,108,967	\$ -	
Coalinga-Huron Unified	Fresno	Huron Elementary	50/62125-00-005	04/13/18	\$ 3,166,987	\$ -	
Coalinga-Huron Unified	Fresno	Henry F Bishop Elementary	50/62125-00-006	04/13/18	\$ 2,601,786	\$ -	
Coalinga-Huron Unified	Fresno	Nell Dawson Elementary	50/62125-00-007	04/13/18	\$ 3,397,140	\$ -	
Coalinga-Huron Unified	Fresno	Huron Middle	50/62125-00-008	04/13/18	\$ 3,304,410	\$ -	
Santa Maria Joint Union High	Santa Barbara	Ag Ed & Career Tech Center	50/69310-00-008	04/17/18	\$ 4,547,024	\$ -	
San Marcos Unified	San Diego	San Marcos Middle	50/73791-00-018	04/17/18	\$ 9,500,378	\$ -	
Clay Joint Elementary	Fresno	Clay Elementary	50/62109-00-003	04/19/18	\$ 1,422,476	\$ 1,422,476	
Buckeye Union Elementary	El Dorado	Charter Montessori Valley View Campus	50/61838-00-008	04/23/18	\$ 2,289,961	\$ -	

SFP APPLICATIONS
New Construction and Charter School Facilities Program
- Workload as of January 31, 2019 -

District	County	Site Name	Application Number	OPSC Date Received	Estimated State Grant (a)	Financial Hardship (b)	Notification Occurred**
Oxnard	Ventura	Elm Street Elementary	50/72538-00-015	04/30/18	\$ 8,595,811	\$ -	
Oakley Union Elementary	Contra Costa	Summer Lake Elementary	50/61762-00-011	05/03/18	\$ 11,345,343	\$ 11,345,343	
Centinela Valley Union High	Los Angeles	Lawndale High	50/64352-00-006	05/04/18	\$ 5,840,880	\$ -	
Sutter Union High	Sutter	Sutter High	50/71449-00-003	05/08/18	\$ 6,127,663	\$ 6,127,663	
Sanger Unified	Fresno	Sanger Educational Complex	50/62414-00-022	05/11/18	\$ 24,284,563	\$ -	
Oakland Unified	Alameda	Aspire ERES	54/61259-13-002	05/15/18	\$ 12,836,781	\$ -	
Wasco Union Elementary	Kern	Palm Avenue Elementary	50/63842-00-005	05/21/18	\$ 1,363,433	\$ 1,363,433	
Visalia Unified	Tulare	Denton Elementary	50/72256-00-031	05/21/18	\$ 9,966,124	\$ -	
Jurupa Unified	Riverside	Glen Avon Elementary	50/67090-00-015	05/22/18	\$ 914,157	\$ -	
San Dieguito Union High	San Diego	Pacific Trails Middle	50/68346-00-005	05/29/18	\$ 6,239,976	\$ -	
Bakersfield City	Kern	Noble Elementary	50/63321-00-034	05/31/18	\$ 1,584,750	\$ -	
Konocti Unified	Lake	Lower Lake High	50/64022-00-001	05/31/18	\$ 478,657	\$ -	
Kern High	Kern	Independence High	50/63529-00-010	06/05/18	\$ 9,406,276	\$ -	
Caruthers Unified	Fresno	Caruthers Elementary	50/75598-00-001	06/05/18	\$ 1,702,182	\$ -	
Lucia Mar Unified	San Luis Obispo	Grover Beach Elementary	50/68759-00-007	06/06/18	\$ 3,096,406	\$ -	
Brea-Olinda Unified	Orange	Olinda Elementary	50/66449-00-002	06/08/18	\$ 867,837	\$ -	
Woodland Joint Unified	Yolo	Spring Lake Elementary	50/72710-00-006	06/08/18	\$ 4,633,025	\$ -	
Corona-Norco Unified	Riverside	Norco Elementary	50/67033-00-043	06/12/18	\$ 1,937,594	\$ -	
Riverdale Joint Unified	Fresno	Riverdale Elementary	50/75408-00-002	06/14/18	\$ 1,719,374	\$ -	
Fairfield-Suisun Unified	Solano	Grange Middle	50/70540-00-028	06/18/18	\$ 2,732,268	\$ -	
Walnut Valley Unified	Los Angeles	Quail Summit Elementary	50/73460-00-010	06/20/18	\$ 324,226	\$ -	
Lemoore Union High	Kings	Lemoore High	50/63982-00-002	06/22/18	\$ 1,221,650	\$ -	
Tulare Joint Union High	Tulare	Tulare Western High	50/72249-00-003	06/22/18	\$ 602,300	\$ -	
San Marcos Unified	San Diego	La Costa Meadows Elementary	50/73791-00-019	06/25/18	\$ 1,622,639	\$ -	
San Marcos Unified	San Diego	La Costa Meadows Elementary	50/73791-00-020	06/25/18	\$ 981,918	\$ -	
Dinuba Unified	Tulare	New High	50/75531-00-006	06/27/18	\$ 48,607,132	\$ 48,607,132	
Bakersfield City	Kern	Leo G Pauly Elementary	50/63321-00-035	06/28/18	\$ 1,464,460	\$ -	
Bakersfield City	Kern	Leo G Pauly Elementary	50/63321-00-036	06/28/18	\$ 1,692,826	\$ -	
Western Placer Unified	Placer	Glen Edwards Middle	50/66951-00-010	06/29/18	\$ 4,168,288	\$ -	
Fowler Unified	Fresno	Fowler High	50/62158-00-002	07/05/18	\$ 1,662,406	\$ -	
Guadalupe Union Elementary	Santa Barbara	Kermit McKenzie Junior High	50/69203-00-002	07/06/18	\$ 1,692,026	\$ -	
Irvine Unified	Orange	Cypress Village Elementary	50/73650-00-042	07/06/18	\$ 1,394,110	\$ -	
Irvine Unified	Orange	Woodbridge High	50/73650-00-043	07/06/18	\$ 3,041,419	\$ -	
Bakersfield City	Kern	Hort Elementary	50/63321-00-037	07/10/18	\$ 2,574,301	\$ -	
Bakersfield City	Kern	Bessie E Owens Intermediate	50/63321-00-038	07/12/18	\$ 1,416,427	\$ -	
Bakersfield City	Kern	Evergreen Elementary	50/63321-00-039	07/13/18	\$ 1,381,396	\$ -	
Merced City Elementary	Merced	Rudolph Rivera Elementary	50/65771-00-024	07/13/18	\$ 744,286	\$ -	
Imperial County Office of Education	Imperial	La Paloma Elementary	50/10132-01-005	07/16/18	\$ 117,011	\$ 117,011	
Imperial County Office of Education	Imperial	Cross Elementary	50/10132-02-002	07/16/18	\$ 234,022	\$ 234,022	
Imperial County Office of Education	Imperial	Calexico High	50/10132-03-006	07/16/18	\$ 234,022	\$ 234,022	
Imperial County Office of Education	Imperial	La Victoria Elementary	50/10132-03-007	07/16/18	\$ 351,032	\$ 351,032	
Imperial County Office of Education	Imperial	De Anza 9th Grade Academy	50/10132-03-008	07/16/18	\$ 351,032	\$ 351,032	
Fairfield-Suisun Unified	Solano	Fairview Elementary	50/70540-00-029	07/16/18	\$ 2,577,077	\$ -	
Liberty Elementary	Tulare	Liberty Elementary	50/71985-00-004	07/16/18	\$ 3,015,213	\$ -	
Gustine Unified	Merced	Gustine High	50/73619-00-006	07/16/18	\$ 2,092,598	\$ 2,092,598	
Hanford Elementary	Kings	Martin Luther King Jr Elementary	50/63917-00-004	07/19/18	\$ 2,798,162	\$ -	

SFP APPLICATIONS
New Construction and Charter School Facilities Program
- Workload as of January 31, 2019 -

District	County	Site Name	Application Number	OPSC Date Received	Estimated State Grant (a)	Financial Hardship (b)	Notification Occurred**
Sequoia Union High	San Mateo	TIDE Academy	50/69062-01-009	07/19/18	\$ 17,996,168	\$ -	
Oxnard	Ventura	Emilie Ritchen Elementary	50/72538-00-016	07/19/18	\$ 808,227	\$ -	
Oxnard	Ventura	Norman R Brekke Elementary	50/72538-00-017	07/19/18	\$ 645,848	\$ -	
Oxnard	Ventura	Christa McAuliffe Elementary	50/72538-00-018	07/19/18	\$ 863,865	\$ -	
Lucia Mar Unified	San Luis Obispo	Oceano Elementary	50/68759-00-008	07/25/18	\$ 3,960,355	\$ -	
Gustine Unified	Merced	Romero Elementary	50/73619-00-007	07/26/18	\$ 1,420,047	\$ 1,420,047	
Ripon Unified	San Joaquin	Colony Oak Elementary	50/68650-00-007	07/27/18	\$ 8,081,016	\$ -	
Oxnard	Ventura	Lemonwood Elementary	50/72538-00-019	07/27/18	\$ 1,937,447	\$ -	
Oxnard	Ventura	Elm Street Elementary	50/72538-00-020	07/27/18	\$ 832,824	\$ -	
Oxnard	Ventura	Thurgood Marshall Elementary	50/72538-00-021	07/27/18	\$ 957,376	\$ -	
Oxnard	Ventura	McKinna Elementary	50/72538-00-022	07/27/18	\$ 10,247,550	\$ -	
Oxnard	Ventura	McKinna Elementary	50/72538-00-023	07/27/18	\$ 960,061	\$ -	
Kern High	Kern	Frontier High	50/63529-00-011	07/30/18	\$ 4,390,293	\$ -	
Oxnard	Ventura	Ramona Elementary	50/72538-00-024	07/30/18	\$ 660,882	\$ -	
Irvine Unified	Orange	Springbrook Elementary	50/73650-00-044	07/30/18	\$ 1,626,156	\$ -	
Konocti Unified	Lake	Lower Lake Elementary	50/64022-00-002	08/06/18	\$ 350,352	\$ -	
Redlands Unified	San Bernardino	Mission Elementary	50/67843-00-009	08/06/18	\$ 532,726	\$ -	
Clovis Unified	Fresno	Reagan Elementary	50/62117-00-022	08/07/18	\$ 440,947	\$ -	
Clovis Unified	Fresno	Reyburn Intermediate	50/62117-00-023	08/07/18	\$ 441,108	\$ -	
Clovis Unified	Fresno	James S Fugman Elementary	50/62117-00-024	08/07/18	\$ 254,782	\$ -	
Atwater Elementary	Merced	Peggy Heller Elementary	50/65631-00-005	08/07/18	\$ 2,312,887	\$ -	
Tustin Unified	Orange	Robert Heideman Elementary	50/73643-00-022	08/07/18	\$ 1,447,625	\$ -	
Los Banos Unified	Merced	Pacheco High	50/65755-00-011	08/08/18	\$ 1,492,303	\$ -	
Southern Kern Unified	Kern	Tropico Middle	50/63776-00-004	08/09/18	\$ 11,870,062	\$ 11,870,062	
Los Banos Unified	Merced	Volta Elementary	50/65755-00-012	08/09/18	\$ 1,076,430	\$ -	
Lucia Mar Unified	San Luis Obispo	Nipomo Elementary	50/68759-00-010	08/09/18	\$ 3,346,471	\$ -	
Pajaro Valley Unified	Santa Cruz	Aptos Junior High	50/69799-00-009	08/09/18	\$ 2,254,552	\$ -	
Pajaro Valley Unified	Santa Cruz	Valencia Elementary	50/69799-00-010	08/09/18	\$ 1,457,285	\$ -	
Chico Unified	Butte	Neal Dow Elementary	50/61424-00-007	08/10/18	\$ 1,589,066	\$ -	
Chico Unified	Butte	Marigold Elementary	50/61424-00-008	08/10/18	\$ 656,036	\$ -	
Chico Unified	Butte	Loma Vista	50/61424-00-009	08/10/18	\$ 667,338	\$ -	
Chico Unified	Butte	Shasta Elementary	50/61424-00-010	08/10/18	\$ 1,691,974	\$ -	
Albany City Unified	Alameda	Albany Middle	50/61127-00-003	08/13/18	\$ 4,492,118	\$ -	
Bakersfield City	Kern	New Elementary	50/63321-00-040	08/15/18	\$ 14,612,348	\$ 14,612,348	
Roberts Ferry Union Elementary	Stanislaus	Roberts Ferry Union Elementary	50/71233-00-002	08/15/18	\$ 537,066	\$ 537,066	
Monson-Sultana Joint Union Elementary	Tulare	Monson-Sultana Elementary	50/72009-00-003	08/15/18	\$ 1,324,540	\$ 1,324,540	
Willows Unified	Glenn	Murdock Elementary	50/62661-00-001	08/17/18	\$ 1,303,978	\$ -	
Centinela Valley Union High	Los Angeles	Hawthorne High	50/64352-00-007	08/17/18	\$ 1,122,890	\$ -	
Anaheim Union High	Orange	Dale Junior High	50/66431-05-002	08/17/18	\$ 2,491,096	\$ -	
Anaheim Union High	Orange	Oxford Academy	50/66431-05-003	08/17/18	\$ 1,470,799	\$ -	
Corona-Norco Unified	Riverside	Dr Bernice Jameson Todd Academy	50/67033-00-044	08/17/18	\$ 5,996,385	\$ -	
Templeton Unified	San Luis Obispo	Templeton High	50/68841-00-002	08/17/18	\$ 3,406,620	\$ -	
Gustine Unified	Merced	Gustine Middle	50/73619-00-008	08/17/18	\$ 1,458,100	\$ 1,458,100	
Gustine Unified	Merced	Gustine Elementary	50/73619-00-009	08/17/18	\$ 1,433,571	\$ 1,433,571	
Irvine Unified	Orange	Canyon View Elementary	50/73650-00-045	08/17/18	\$ 932,595	\$ -	
Yuba County Office of Education	Yuba	Virginia School	50/10587-00-004	08/22/18	\$ 613,950	\$ 613,950	

SFP APPLICATIONS
New Construction and Charter School Facilities Program
- Workload as of January 31, 2019 -

District	County	Site Name	Application Number	OPSC Date Received	Estimated State Grant (a)	Financial Hardship (b)	Notification Occurred**
Yuba County Office of Education	Yuba	Virginia School	50/10587-00-005	08/22/18	\$ 382,468	\$ 382,468	
Corona-Norco Unified	Riverside	Rondo Elementary	50/67033-00-045	08/22/18	\$ 16,832,543	\$ -	
San Dieguito Union High	San Diego	San Dieguito High Academy	50/68346-00-006***	08/23/18	\$ 6,836,372	\$ -	
Rocklin Unified	Placer	Elementary #12	50/75085-00-014***	08/23/18	\$ 16,135,519	\$ -	
San Carlos Elementary	San Mateo	San Carlos Charter Learning Center	50/69021-00-001***	08/24/18	\$ 5,939,528	\$ -	
Irvine Unified	Orange	Meadow Park Elementary	50/73650-00-046***	08/24/18	\$ 1,149,109	\$ -	
Irvine Unified	Orange	Brywood Elementary	50/73650-00-047***	08/24/18	\$ 1,094,082	\$ -	
Roseville City Elementary	Placer	Riego Creek Elementary	50/66910-00-015***	08/29/18	\$ 13,101,726	\$ -	
Tahoe-Truckee Unified	Placer	Kings Beach Elementary	50/66944-00-006***	08/29/18	\$ 1,810,817	\$ -	
Tahoe-Truckee Unified	Placer	Tahoe Truckee High	50/66944-00-007***	08/29/18	\$ 7,839,397	\$ -	
Tahoe-Truckee Unified	Placer	Donner Trail Elementary	50/66944-00-008***	08/29/18	\$ 564,411	\$ -	
Los Angeles Unified	Los Angeles	Castlebay Lane Elementary	50/64733-00-144***	08/30/18	\$ 2,539,262	\$ -	
Los Angeles Unified	Los Angeles	Latona Avenue Elementary	50/64733-00-145***	08/30/18	\$ 2,758,524	\$ -	
Los Angeles Unified	Los Angeles	Porter Ranch Community	50/64733-00-146***	08/30/18	\$ 3,054,672	\$ -	
Los Angeles Unified	Los Angeles	Normont Elementary	50/64733-00-147***	08/30/18	\$ 2,467,384	\$ -	
Los Angeles Unified	Los Angeles	Multnomah Street Elementary	50/64733-34-001***	08/30/18	\$ 2,490,317	\$ -	
Galt Joint Union High	Sacramento	Galt High	50/67355-00-006***	09/04/18	\$ 2,262,821	\$ -	
Los Angeles Unified	Los Angeles	Berendo Middle	50/64733-00-148***	09/05/18	\$ 2,756,321	\$ -	
Sacramento County Office of Education	Sacramento	New Community School	50/10348-00-004***	09/06/18	\$ 675,200	\$ 675,200	
Robla Elementary	Sacramento	Main Avenue Elementary	50/67421-00-001***	09/06/18	\$ 2,737,939	\$ -	
Robla Elementary	Sacramento	Main Avenue Elementary	50/67421-00-002***	09/06/18	\$ 1,707,611	\$ -	
Jacoby Creek Elementary	Humboldt	Jacoby Creek	50/62893-00-001***	09/07/18	\$ 347,010	\$ 347,010	
Tulare Joint Union High	Tulare	Tulare Union High	50/72249-00-004***	09/07/18	\$ 3,358,975	\$ -	
Stockton Unified	San Joaquin	Kennedy Elementary	50/68676-01-003***	09/10/18	\$ 6,750,094	\$ -	
Sanger Unified	Fresno	Ronald W Reagan Elementary	50/62414-00-023***	09/12/18	\$ 429,395	\$ -	
Brawley Elementary	Imperial	La Paloma	50/63073-00-002***	09/12/18	\$ 12,914,632	\$ -	
Los Angeles Unified	Los Angeles	Porter Ranch Community	50/64733-00-149***	09/12/18	\$ 3,478,337	\$ -	
Los Angeles Unified	Los Angeles	Crenshaw Senior High	51/64733-00-004*	09/17/18	\$ 3,570,460	\$ -	
Anaheim Union High	Orange	Anaheim High	51/66431-00-001	10/17/18	\$ 4,809,846	\$ -	
Oakland Unified	Alameda	Lazear Charter Academy	54/61259-00-004	11/16/18	\$ 12,221,618	\$ -	
Oakland Unified	Alameda	Education for Change - Lazear Academy	54/61259-13-003	11/16/18	\$ 2,453,168	\$ -	
Oakland Unified	Alameda	Education for Change - Lazear Academy	54/61259-13-004	11/16/18	\$ 2,614,924	\$ -	
					\$ 2,317,198,696	\$ 216,889,325	
					\$	2,534,088,021	

NEW CONSTRUCTION FUNDING SUB-TOTALS	\$ 2,264,191,899	\$ 216,889,325
NEW CONSTRUCTION FACILITY HARDSHIP - NON SEISMIC	\$ 4,809,846	\$ -
NEW CONSTRUCTION FUNDING TOTAL	\$	2,485,891,070
NEW CONSTRUCTION FACILITY HARDSHIP - SEISMIC	\$ 3,570,460	\$ -
CHARTER SCHOOLS	\$ 44,626,491	\$ -

(a) Represents estimated state share of project including excessive cost grants. Amounts shown have not been reviewed by OPSC for compliance with all School Facility Program

(b) Represents estimated financial hardship. Amounts shown have not been reviewed by OPSC for compliance with all School Facility Program requirements.

*Facility Hardship project requesting Seismic Mitigation Program funding.

SFP APPLICATIONS
 New Construction and Charter School Facilities Program
 - Workload as of January 31, 2019 -

District	County	Site Name	Application Number	OPSC Date Received	Estimated State Grant (a)	Financial Hardship (b)	Notification Occurred**
----------	--------	-----------	--------------------	--------------------	---------------------------	------------------------	-------------------------

** School districts have been notified that the Office of Public School Construction will begin processing the district's application in the near future.

*** These applications exceed the available bond authority. The applications were submitted prior to OPSC's notification to school districts to submit a school board resolution with the application.

SFP APPLICATIONS
 Modernization School Facilities Program
 - Workload as of January 31, 2019 -

District	County	Site Name	Application Number	OPSC Date Received	Estimated State Grant (a)	Financial Hardship (b)	Notification Occurred**
Lindsay Unified	Tulare	Jefferson Elementary	57/71993-00-007	07/18/14	\$ 2,055,601	\$ -	1/16/2018
Lindsay Unified	Tulare	Washington Elementary	57/71993-00-008	07/18/14	\$ 1,619,275	\$ -	1/16/2018
Mill Valley Elementary	Marin	Tamalpais Valley Elementary	57/65391-00-009	12/05/14	\$ 1,526,092	\$ 1,017,395	10/8/2018
Clovis Unified	Fresno	Gettysburg Elementary	57/62117-00-046	12/23/14	\$ 2,919,696	\$ -	10/8/2018
San Francisco Unified	San Francisco	Academy of Arts and Sciences	57/68478-00-052	12/23/14	\$ 2,201,851	\$ -	10/8/2018
San Francisco Unified	San Francisco	Ruth Asawa School of the Arts	57/68478-00-053	12/23/14	\$ 4,203,843	\$ -	10/8/2018
Manzanita Elementary	Butte	Manzanita Elementary	57/61499-00-001	12/30/14	\$ 1,621,561	\$ 1,081,040	10/8/2018
Biggs Unified	Butte	Biggs Elementary	57/61408-00-001	02/03/15	\$ 1,721,583	\$ 1,147,722	11/5/2018
Biggs Unified	Butte	Biggs High	57/61408-00-002	02/03/15	\$ 1,774,111	\$ 1,182,741	11/5/2018
Biggs Unified	Butte	Biggs Middle	57/61408-00-003	02/03/15	\$ 743,277	\$ 495,518	11/5/2018
Biggs Unified	Butte	Richvale Elementary	57/61408-00-004	02/03/15	\$ 240,992	\$ 160,661	11/5/2018
Long Beach Unified	Los Angeles	David Starr Jordan High	57/64725-00-019	02/05/15	\$ 6,360,830	\$ -	11/5/2018
Anaheim Elementary	Orange	Stoddard Elementary	57/66423-00-031	02/17/15	\$ 5,467,457	\$ -	11/5/2018
San Francisco Unified	San Francisco	McKinley Elementary	57/68478-00-054	02/17/15	\$ 2,339,295	\$ -	11/5/2018
Jefferson Elementary	San Joaquin	Jefferson Elementary	57/68544-00-001	03/19/15	\$ 2,626,558	\$ -	1/2/2019
Elk Grove Unified	Sacramento	Dillard Elementary	57/67314-00-019	03/23/15	\$ 1,239,189	\$ -	1/2/2019
Fremont Union High	Santa Clara	Homestead High	57/69468-00-016	03/25/15	\$ 1,428,636	\$ -	1/2/2019
Capay Joint Union Elementary	Glenn	Capay Joint Union Elementary	57/62554-00-002	03/27/15	\$ 1,182,762	\$ 788,508	1/2/2019
Bakersfield City Elementary	Kern	Compton Junior High	57/63321-00-016	04/08/15	\$ 4,936,996	\$ -	1/2/2019
San Francisco Unified	San Francisco	Longfellow Elementary	57/68478-00-055	04/14/15	\$ 4,302,941	\$ -	1/2/2019
San Francisco Unified	San Francisco	Daniel Webster Elementary	57/68478-00-056	05/04/15	\$ 2,748,832	\$ -	2/4/2019
Temple City Unified	Los Angeles	Cloverly Elementary	57/65052-00-009	05/14/15	\$ 1,740,259	\$ -	2/4/2019
Burrel Union Elementary	Fresno	Burrel Elementary	57/62042-00-001	05/22/15	\$ 89,849	\$ 59,900	2/4/2019
Sanger Unified	Fresno	Lincoln Elementary	57/62414-00-014	05/28/15	\$ 1,019,000	\$ -	2/4/2019
San Francisco Unified	San Francisco	Paul Revere Elementary	57/68478-00-057	05/29/15	\$ 3,564,537	\$ -	2/4/2019
Palm Springs Unified	Riverside	Wenzlaff (Edward) Elementary	57/67173-00-009	06/11/15	\$ 3,673,025	\$ -	2/4/2019
Clovis Unified	Fresno	Weldon Elementary	57/62117-00-047	06/19/15	\$ 2,811,611	\$ -	2/4/2019
Dinuba Unified	Tulare	Lincoln Elementary	57/75531-00-010	06/22/15	\$ 126,840	\$ 84,560	2/4/2019
Dinuba Unified	Tulare	Roosevelt Elementary	57/75531-00-011	06/22/15	\$ 76,104	\$ 50,736	2/4/2019
Brawley Elementary	Imperial	Hidalgo Elementary	57/63073-00-002	06/25/15	\$ 931,658	\$ -	2/4/2019
Temple City Unified	Los Angeles	La Rosa Elementary	57/65052-00-010	06/26/15	\$ 1,832,671	\$ -	2/4/2019
Culver City Unified	Los Angeles	Farragut Elementary	57/64444-00-011	07/27/15	\$ 614,317	\$ -	2/4/2019
Solano County Office of Education	Solano	Armijo High	57/10488-00-020	08/03/15	\$ 298,050	\$ 198,700	2/4/2019
Solano County Office of Education	Solano	Grange Middle	57/10488-00-028	08/03/15	\$ 134,334	\$ 89,556	2/4/2019
Twin Rivers Unified	Sacramento	Del Paso Heights Elementary	57/76505-00-041	08/06/15	\$ 288,086	\$ -	2/4/2019
Clovis Unified	Fresno	Kastner Intermediate	57/62117-00-048	08/07/15	\$ 1,159,067	\$ -	2/4/2019
Culver City Unified	Los Angeles	Culver City Middle	57/64444-00-012	08/11/15	\$ 200,887	\$ -	2/4/2019
Pomona Unified	Los Angeles	Lexington Elementary	57/64907-00-026	09/02/15	\$ 1,366,745	\$ -	2/4/2019
Pomona Unified	Los Angeles	Philadelphia Elementary	57/64907-00-027	09/02/15	\$ 1,334,580	\$ -	2/4/2019
Newport-Mesa Unified	Orange	Newport Harbor High	57/66597-00-036	09/22/15	\$ 1,216,878	\$ -	2/4/2019
Taft City Elementary	Kern	Jefferson Elementary	57/63800-00-005	09/28/15	\$ 1,033,800	\$ -	2/4/2019
Taft City Elementary	Kern	Conley Elementary	57/63800-00-006	09/30/15	\$ 751,266	\$ -	2/4/2019
Grossmont Union High	San Diego	Monte Vista High	57/68130-00-022	10/01/15	\$ 317,017	\$ -	2/4/2019
Alta Vista Elementary	Tulare	Alta Vista Elementary	57/71811-00-003	10/02/15	\$ 168,601	\$ 112,400	2/4/2019
Sanger Unified	Fresno	Madison Elementary	57/62414-00-015	10/05/15	\$ 1,757,634	\$ -	2/4/2019
Ventura County Office of Education	Ventura	Gateway Community	57/10561-00-005	10/09/15	\$ 86,069	\$ 57,379	2/4/2019

SFP APPLICATIONS
 Modernization School Facilities Program
 - Workload as of January 31, 2019 -

District	County	Site Name	Application Number	OPSC Date Received	Estimated State Grant (a)	Financial Hardship (b)	Notification Occurred**
Culver City Unified	Los Angeles	Culver City High	57/64444-00-013	10/19/15	\$ 486,107	\$ -	2/4/2019
Newman Crows Landing Unified	Stanislaus	Bonita Elementary	57/73601-00-003	10/23/15	\$ 458,633	\$ -	2/4/2019
Saddleback Valley Unified	Orange	La Tierra Elementary	57/73635-00-035	10/26/15	\$ 1,735,471	\$ -	2/4/2019
Chico Unified	Butte	Bidwell Junior High	57/61424-00-005	10/30/15	\$ 593,784	\$ -	2/4/2019
San Juan Unified	Sacramento	Winston Churchill Middle	57/67447-00-059	10/30/15	\$ 1,039,484	\$ -	2/4/2019
Central Elementary	San Bernardino	Valle Vista Elementary	57/67645-00-005	11/03/15	\$ 2,476,386	\$ -	2/4/2019
Pomona Unified	Los Angeles	Ganessa Senior High	57/64907-00-028	11/23/15	\$ 2,389,047	\$ -	2/4/2019
Santa Barbara Unified	Santa Barbara	Goleta Valley Junior High	57/76786-00-008	11/30/15	\$ 284,177	\$ -	2/4/2019
Oak Valley Union Elementary	Tulare	Oak Valley Elementary	57/72017-00-003	12/01/15	\$ 142,695	\$ 95,130	2/4/2019
Placentia-Yorba Linda Unified	Orange	Valencia High	57/66647-00-037	12/07/15	\$ 2,322,798	\$ -	2/4/2019
Tipton Elementary	Tulare	Tipton Elementary	57/72215-00-002	01/05/16	\$ 202,310	\$ 134,873	2/4/2019
Antioch Unified	Contra Costa	Antioch High	57/61648-00-012	01/22/16	\$ 1,076,782	\$ -	2/4/2019
San Ramon Unified	Contra Costa	Armstrong Elementary	57/61804-00-023	01/29/16	\$ 798,221	\$ -	2/4/2019
Grossmont Union High	San Diego	Mt. Miguel High	57/68130-00-023	02/10/16	\$ 787,613	\$ -	2/4/2019
Grossmont Union High	San Diego	Grossmont High	57/68130-00-024	02/11/16	\$ 10,715,765	\$ -	2/4/2019
Happy Valley Elementary	Santa Cruz	Happy Valley Elementary	57/69757-00-001	02/24/16	\$ 112,108	\$ 74,739	2/4/2019
Sanger Unified	Fresno	John Wash Elementary	57/62414-00-016	02/25/16	\$ 557,282	\$ -	2/4/2019
Reef-Sunset Unified	Kings	Avenal Elementary	57/73932-00-005	02/26/16	\$ 328,290	\$ 218,860	2/4/2019
Reef-Sunset Unified	Kings	Avenal High	57/73932-00-006	02/26/16	\$ 108,987	\$ 72,658	2/4/2019
Reef-Sunset Unified	Kings	Kettleman City Elementary	57/73932-00-007	02/26/16	\$ 127,423	\$ 84,949	2/4/2019
Reef-Sunset Unified	Kings	Reef Sunset Middle	57/73932-00-008	02/26/16	\$ 216,775	\$ 144,517	2/4/2019
Reef-Sunset Unified	Kings	Sunrise High	57/73932-00-009	02/26/16	\$ 25,469	\$ 16,980	2/4/2019
Culver City Unified	Los Angeles	La Ballona Elementary	57/64444-00-014	03/07/16	\$ 468,989	\$ -	2/4/2019
Azusa Unified	Los Angeles	Sierra Continuation High	57/64279-00-014	03/17/16	\$ 47,444	\$ -	2/4/2019
San Francisco Unified	San Francisco	Frank McCoppin Elementary	57/68478-63-004	04/04/16	\$ 1,793,422	\$ -	2/4/2019
Clay Joint Elementary	Fresno	Clay Elementary	57/62109-00-002	04/11/16	\$ 71,482	\$ 47,655	2/4/2019
San Francisco Unified	San Francisco	Chin (John Yehall) Elementary	57/68478-79-003	04/13/16	\$ 1,672,436	\$ -	2/4/2019
Downey Unified	Los Angeles	Warren High	57/64451-00-026	04/14/16	\$ 8,133,313	\$ -	2/4/2019
Perris Elementary	Riverside	Innovative Horizons Charter (Nan Saunders)	57/67199-00-002	04/20/16	\$ 1,197,581	\$ -	2/4/2019
Southern Trinity Joint Unified	Trinity	Van Duzen Elementary	57/73833-00-003	04/27/16	\$ 334,253	\$ -	2/4/2019
Newhall Elementary	Los Angeles	Newhall Elementary	57/64832-00-004	04/29/16	\$ 1,892,817	\$ -	2/4/2019
Sequoia Union High	San Mateo	Sequoia High	57/69062-00-036	05/09/16	\$ 909,374	\$ -	2/4/2019
Downey Unified	Los Angeles	Warren High	57/64451-00-027	05/11/16	\$ 1,063,285	\$ -	2/4/2019
West Contra Costa Unified	Contra Costa	Pinole Valley High	57/61796-00-051	05/13/16	\$ 16,502,885	\$ -	2/4/2019
Dinuba Unified	Tulare	Lincoln Elementary	57/75531-00-012	05/13/16	\$ 817,533	\$ -	2/4/2019
Pomona Unified	Los Angeles	Garey High	57/64907-00-029	05/24/16	\$ 2,832,407	\$ -	2/4/2019
Tulare City Elementary	Tulare	Roosevelt Elementary	57/72231-00-009	06/15/16	\$ 471,463	\$ -	2/4/2019
Tulare City Elementary	Tulare	Garden Elementary	57/72231-00-010	06/15/16	\$ 630,173	\$ -	2/4/2019
Tulare Joint Union High	Tulare	Tulare Union High	57/72249-00-005	06/15/16	\$ 1,827,766	\$ -	2/4/2019
Pomona Unified	Los Angeles	Lincoln Elementary	57/64907-00-030	06/22/16	\$ 680,501	\$ -	2/4/2019
Temecula Valley Unified	Riverside	Margarita Middle	57/75192-00-005	06/27/16	\$ 3,315,233	\$ -	2/4/2019
Temecula Valley Unified	Riverside	Nicolas Valley Elementary	57/75192-00-006	06/27/16	\$ 2,354,369	\$ -	2/4/2019
Temecula Valley Unified	Riverside	Temecula Valley High	57/75192-00-007	06/27/16	\$ 12,709,360	\$ -	2/4/2019
Azusa Unified	Los Angeles	Gladstone High	57/64279-00-015	07/05/16	\$ 145,479	\$ -	2/4/2019
Azusa Unified	Los Angeles	Slauson Intermediate	57/64279-00-016	07/05/16	\$ 924,453	\$ -	2/4/2019
Stockton Unified	San Joaquin	Roosevelt Elementary	57/68676-00-036	07/06/16	\$ 3,455,202	\$ -	2/4/2019

SFP APPLICATIONS
 Modernization School Facilities Program
 - Workload as of January 31, 2019 -

District	County	Site Name	Application Number	OPSC Date Received	Estimated State Grant (a)	Financial Hardship (b)	Notification Occurred**
Scott Valley Unified	Siskiyou	Scott Valley Junior High	57/76455-00-005	07/08/16	\$ 1,148,215	\$ -	2/4/2019
Stockton Unified	San Joaquin	Victory Elementary	57/68676-00-037	07/12/16	\$ 3,939,628	\$ -	2/4/2019
Scott Valley Unified	Siskiyou	Etna Elementary	57/76455-00-006	07/12/16	\$ 1,724,802	\$ -	2/4/2019
Scott Valley Unified	Siskiyou	Fort Jones Elementary	57/76455-00-007	07/12/16	\$ 1,004,356	\$ -	2/4/2019
Clovis Unified	Fresno	Mickey Cox Elementary	57/62117-00-049	07/18/16	\$ 464,931	\$ -	2/4/2019
Jurupa Unified	Riverside	Jurupa Valley High	57/67090-00-007	07/20/16	\$ 2,971,531	\$ -	2/4/2019
Garden Grove Unified	Orange	Ralston Intermediate	57/66522-00-074	07/21/16	\$ 570,440	\$ -	2/4/2019
William S. Hart Union High	Los Angeles	Canyon High	57/65136-00-009	07/25/16	\$ 1,124,552	\$ -	2/4/2019
Caruthers Unified	Fresno	Caruthers High	57/75598-00-002	07/25/16	\$ 485,646	\$ -	2/4/2019
Clovis Unified	Fresno	Fancher Creek Elementary	57/62117-00-050	07/28/16	\$ 1,911,896	\$ -	2/4/2019
Natomas Unified	Sacramento	Natomas High	57/75283-00-002	07/28/16	\$ 2,600,476	\$ -	2/4/2019
Clovis Unified	Fresno	Cedarwood Elementary	57/62117-00-051	08/02/16	\$ 1,213,249	\$ -	2/4/2019
Temple City Unified	Los Angeles	Temple City High	57/65052-00-011	08/02/16	\$ 12,286,483	\$ -	2/4/2019
Redondo Beach Unified	Los Angeles	Parras Middle	57/75341-00-023	08/02/16	\$ 2,277,716	\$ -	2/4/2019
Redondo Beach Unified	Los Angeles	Adams Middle	57/75341-00-024	08/02/16	\$ 989,484	\$ -	2/4/2019
Redondo Beach Unified	Los Angeles	Alta Vista Elementary	57/75341-00-025	08/02/16	\$ 412,032	\$ -	2/4/2019
San Juan Unified	Sacramento	Bella Vista High	57/67447-00-060	08/05/16	\$ 843,232	\$ -	2/4/2019
Panama-Buena Vista Union	Kern	Sing Lum Elementary	57/63362-00-005	08/15/16	\$ 3,498,119	\$ -	
Jurupa Unified	Riverside	Jurupa Unified	57/67090-00-008	08/18/16	\$ 2,553,407	\$ -	
Clovis Unified	Fresno	Gateway High	57/62117-00-052	08/19/16	\$ 179,130	\$ -	
Downey Unified	Los Angeles	Downey High	57/64451-00-028	08/24/16	\$ 9,094,046	\$ -	
Long Beach Unified	Los Angeles	Polytechnic High	57/64725-00-020	08/25/16	\$ 3,582,592	\$ -	
Laytonville Unified	Mendocino	Laytonville Elementary	57/73916-00-001	08/25/16	\$ 1,412,168	\$ -	
Colton Joint Unified	San Bernardino	Washington Alternative High	57/67686-00-022	08/26/16	\$ 749,615	\$ -	
Azusa Unified	Los Angeles	Center Middle	57/64279-00-017	09/06/16	\$ 1,149,748	\$ -	
Newport-Mesa Unified	Orange	Adams Elementary	57/66597-00-037	09/07/16	\$ 596,195	\$ -	
Newport-Mesa Unified	Orange	Sonora Elementary	57/66597-00-038	09/07/16	\$ 510,780	\$ -	
Newport-Mesa Unified	Orange	Paularino Elementary	57/66597-00-039	09/07/16	\$ 392,692	\$ -	
Desert Sands Unified	Riverside	Hoover (Herbert) Elementary	57/67058-00-018	09/08/16	\$ 374,940	\$ -	
Lincoln Unified	San Joaquin	Lincoln High	57/68569-00-015	09/14/16	\$ 2,007,010	\$ -	
Winters Joint Unified	Yolo	Winters Middle	57/72702-00-006	09/16/16	\$ 698,675	\$ -	
San Dieguito Union High	San Diego	Earl Warren Middle	57/68346-00-006	09/23/16	\$ 3,725,385	\$ -	
Natomas Unified	Sacramento	Leroy Greene Academy	57/75283-00-003	09/23/16	\$ 918,611	\$ -	
Newport-Mesa Unified	Orange	Early College High	57/66597-00-040	09/27/16	\$ 3,051,952	\$ -	
Corcoran Joint Unified	Kings	John C. Fremont Elementary	57/63891-00-009	09/30/16	\$ 2,037,856	\$ -	
Corcoran Joint Unified	Kings	Bret Hart Elementary	57/63891-00-010	09/30/16	\$ 278,912	\$ -	
Anaheim Union High	Orange	Katella High	57/66431-00-015	10/10/16	\$ 6,595,880	\$ -	
Stockton Unified	San Joaquin	Stockton Unified Early College Academy	57/68676-00-038	10/11/16	\$ 5,214,348	\$ -	
Long Beach Unified	Los Angeles	Renaissance High School for the Arts	57/64725-00-021	10/13/16	\$ 7,452,532	\$ -	
Pioneer Union Elementary	Kings	Pioneer Elementary	57/63990-00-003	10/26/16	\$ 1,894,686	\$ -	
Colton Joint Unified	San Bernardino	Colton High	57/67686-00-023	10/26/16	\$ 1,525,061	\$ -	
Sanger Unified	Fresno	Sanger Academy Charter	57/62414-00-017	10/28/16	\$ 725,853	\$ -	
Manteca Unified	San Joaquin	Golden West Elementary	57/68593-00-011	10/28/16	\$ 1,579,503	\$ -	
Manteca Unified	San Joaquin	Shasta Elementary	57/68593-00-012	10/28/16	\$ 1,532,202	\$ -	
Manteca Unified	San Joaquin	Lathrop Elementary	57/68593-00-013	10/28/16	\$ 3,749,688	\$ -	
Manteca Unified	San Joaquin	Sequoia Elementary	57/68593-00-014	10/28/16	\$ 3,529,162	\$ -	

SFP APPLICATIONS
 Modernization School Facilities Program
 - Workload as of January 31, 2019 -

District	County	Site Name	Application Number	OPSC Date Received	Estimated State Grant (a)	Financial Hardship (b)	Notification Occurred**
Manteca Unified	San Joaquin	Lincoln Elementary	57/68593-00-015	10/28/16	\$ 2,754,052	\$ -	
Saddleback Valley Unified	Orange	Trabuco Mesa Elementary	57/73635-00-036	10/28/16	\$ 2,694,648	\$ -	
Saddleback Valley Unified	Orange	Cielo Vista Elementary	57/73635-00-037	10/28/16	\$ 3,555,938	\$ -	
San Ramon Valley Unified	Contra Costa	Walt Disney Elementary	57/61804-00-024	10/31/16	\$ 785,930	\$ -	
Clovis Unified	Fresno	Mountain View Elementary	57/62117-00-053	10/31/16	\$ 1,831,518	\$ -	
Ceres Unified	Stanislaus	Ceres High	57/71043-00-013	10/31/16	\$ 531,318	\$ -	
San Ramon Valley Unified	Contra Costa	Monte Vista High	57/61804-00-025	11/03/16	\$ 985,056	\$ -	
Saugus Union	Los Angeles	James Foster Elementary	57/64998-00-008	11/04/16	\$ 629,801	\$ -	
Saugus Union	Los Angeles	Charles Helmers Elementary	57/64998-00-009	11/04/16	\$ 3,152,965	\$ -	
Garden Grove Unified	Orange	Leo Carrillo Elementary	57/66522-00-075	11/04/16	\$ 494,934	\$ -	
Garden Grove Unified	Orange	Post Elementary	57/66522-00-076	11/04/16	\$ 637,489	\$ -	
Garden Grove Unified	Orange	Sarah McGarvin Intermediate	57/66522-00-077	11/04/16	\$ 287,838	\$ -	
Garden Grove Unified	Orange	Clinton-Mendenhall Elementary	57/66522-00-078	11/04/16	\$ 601,582	\$ -	
Garden Grove Unified	Orange	Edward Russell Elementary	57/66522-00-079	11/04/16	\$ 481,663	\$ -	
Garden Grove Unified	Orange	Garden Grove High	57/66522-00-080	11/04/16	\$ 1,933,679	\$ -	
Garden Grove Unified	Orange	Patton Elementary	57/66522-00-081	11/04/16	\$ 352,124	\$ -	
Garden Grove Unified	Orange	Louis Lake Intermediate	57/66522-00-082	11/04/16	\$ 285,627	\$ -	
Garden Grove Unified	Orange	Leroy L Doig Intermediate	57/66522-00-083	11/04/16	\$ 687,631	\$ -	
Garden Grove Unified	Orange	Dwight D Eisenhower Elementary	57/66522-00-084	11/04/16	\$ 1,061,123	\$ -	
Garden Grove Unified	Orange	Bolsa Grande High	57/66522-00-085	11/04/16	\$ 1,025,169	\$ -	
Sonora Elementary	Tuolumne	Sonora Elementary	57/72371-00-004	11/08/16	\$ 1,360,167	\$ -	
Sonora Elementary	Tuolumne	Sonora Elementary	57/72371-00-003	11/09/16	\$ 2,067,799	\$ -	
Rosemead Elementary	Los Angeles	Janson Elementary	57/64931-00-010	11/16/16	\$ 2,582,808	\$ -	
Rosemead Elementary	Los Angeles	Janson Elementary	57/64931-00-011	11/16/16	\$ 2,586,682	\$ -	
Rosemead Elementary	Los Angeles	Encinita Elementary	57/64931-00-012	11/16/16	\$ 1,556,508	\$ -	
Grossmont Union High	San Diego	Chaparral High	57/68130-00-025	11/17/16	\$ 2,162,636	\$ -	
Santa Paula Unified	Ventura	Renaissance High	57/76828-00-001	11/17/16	\$ 735,739	\$ -	
Azusa Unified	Los Angeles	Paramount Elementary	57/64279-00-018	11/18/16	\$ 2,861,302	\$ -	
Culver City Unified	Los Angeles	El Marino Elementary	57/64444-00-015	11/18/16	\$ 1,354,409	\$ -	
Duarte Unified	Los Angeles	Northview Intermediate	57/64469-00-011	11/22/16	\$ 3,232,275	\$ -	
Alvord Unified	Riverside	Norte Vista Hihh	57/66977-00-015	11/22/16	\$ 2,222,641	\$ -	11/5/2018
Traver Joint Elementary	Tulare	Traver Elementary	57/72223-00-002	11/22/16	\$ 105,143	\$ 70,096	
Saddleback Valley Unified	Orange	Mission Viejo High	57/73635-00-038	11/23/16	\$ 4,096,931	\$ -	
Saddleback Valley Unified	Orange	Trabuco Hills High	57/73635-00-039	11/29/16	\$ 2,199,511	\$ -	
Santa Barbara Unified	Santa Barbara	La Colina Junior High	57/76786-00-009	11/29/16	\$ 964,894	\$ -	
Princeton Joint Unified	Glenn	Princeton Junior-Senior High	57/62646-00-001	12/01/16	\$ 1,050,884	\$ -	
Princeton Joint Unified	Glenn	Princeton Elementary	57/62646-00-002	12/01/16	\$ 344,816	\$ -	
Placer Union High	Placer	Placer High	57/66894-00-010	12/01/16	\$ 3,190,203	\$ -	
Torrance Unified	Los Angeles	Torrance High	57/65060-00-035	12/06/16	\$ 4,209,195	\$ -	
Merced City Elementary	Merced	Hoover Middle	57/65771-00-012	12/07/16	\$ 3,805,712	\$ -	
Stockton Unified	San Joaquin	Edison Senior High	57/68676-00-039	12/07/16	\$ 16,101,918	\$ -	
Newport-Mesa Unified	Orange	Corona Del Mar High	57/66597-00-041	12/12/16	\$ 5,555,425	\$ -	
Palm Springs Unified	Riverside	Raymond Cree Middle	57/67173-00-010	12/12/16	\$ 588,722	\$ -	
Franklin-McKinley Elementary	Santa Clara	Franklin Elementary	57/69450-00-010	12/14/16	\$ 2,358,216	\$ -	
Placer Union High	Placer	Del Oro High	57/66894-00-011	12/15/16	\$ 2,787,304	\$ -	
Garden Grove Unified	Orange	Marie Hare Continuation High	57/66522-00-086	12/21/16	\$ 894,001	\$ -	

SFP APPLICATIONS
 Modernization School Facilities Program
 - Workload as of January 31, 2019 -

District	County	Site Name	Application Number	OPSC Date Received	Estimated State Grant (a)	Financial Hardship (b)	Notification Occurred**
Moreno Valley Unified	Riverside	Edgemont Elementary	57/67124-00-009	12/23/16	\$ 1,059,890	\$ -	
Moreno Valley Unified	Riverside	Moreno Valley High	57/67124-00-010	12/23/16	\$ 1,667,764	\$ -	
Alvord Unified	Riverside	Crista S. McAuliffe Elementary	57/66977-00-016	12/28/16	\$ 840,231	\$ -	
Alvord Unified	Riverside	La Sierra High	57/66977-00-017	12/28/16	\$ 2,715,598	\$ -	
Alvord Unified	Riverside	Foothill Elementary	57/66977-00-018	12/28/16	\$ 1,508,459	\$ -	
Jurupa Unified	Riverside	Peralta Elementary	57/67090-00-009	12/29/16	\$ 690,106	\$ -	
Folsom-Cordova Unified	Sacramento	Sundahl (Carl H.) Elementary	57/67330-21-005	01/06/17	\$ 1,900,623	\$ -	
Woodville Elementary	Tulare	Woodville Elementary	57/72298-00-002	01/06/17	\$ 173,771	\$ 115,847	
Lancaster Elementary	Los Angeles	Joshua Elementary	57/64667-00-008	01/11/17	\$ 1,514,346	\$ -	
Hollister Elementary	San Benito	Cerra Vista Elementary	57/67470-00-001	01/11/17	\$ 1,097,653	\$ -	
Hollister Elementary	San Benito	Calaveras Elementary	57/67470-00-002	01/11/17	\$ 1,120,146	\$ -	
Torrance Unified	Los Angeles	North High	57/65060-00-036	01/12/17	\$ 2,283,123	\$ -	
Corcoran Joint Unified	Kings	John Muir Middle	57/63891-00-011	01/13/17	\$ 2,251,630	\$ -	
Merced City Elementary	Merced	Chenoweth Elementary	57/65771-00-013	01/17/17	\$ 1,341,801	\$ -	
Merced City Elementary	Merced	Chenoweth Elementary	57/65771-00-014	01/17/17	\$ 667,044	\$ -	
Rincon Valley Union Elementary	Sonoma	Binkley Elementary	57/70896-00-009	01/17/17	\$ 1,397,839	\$ -	
Rincon Valley Union Elementary	Sonoma	Madrone Elementary	57/70896-00-010	01/17/17	\$ 592,830	\$ -	
Colton Joint Unified	San Bernardino	Bloomington High	57/67686-00-024	01/18/17	\$ 1,674,492	\$ -	
Pacific Elementary	Santa Cruz	Pacific Elementary	57/69781-00-001	01/20/17	\$ 47,565	\$ 31,710	
Westside Union Elementary	Los Angeles	Cottonwood Elementary	57/65102-00-004	01/24/17	\$ 2,226,796	\$ -	
Gridley Unified	Butte	Sycamore Middle	57/75507-00-001	01/24/17	\$ 669,187	\$ -	
Gridley Unified	Butte	Sycamore Middle	57/75507-00-002	01/24/17	\$ 662,920	\$ -	
Gridley Unified	Butte	Wilson Elementary	57/75507-00-003	01/24/17	\$ 995,603	\$ -	
Gridley Unified	Butte	Wilson Elementary	57/75507-00-004	01/24/17	\$ 892,537	\$ -	
Gridley Unified	Butte	McKinley Elementary	57/75507-00-005	01/24/17	\$ 1,397,840	\$ -	
Pollock Pines Elementary	El Dorado	Pinewood Elementary	57/61960-00-001	01/25/17	\$ 1,147,329	\$ -	
Pollock Pines Elementary	El Dorado	Sierra Ridge Middle	57/61960-00-002	01/25/17	\$ 1,339,531	\$ -	
Atascadero Unified	San Luis Obispo	Santa Rosa Academy	57/68700-00-004	01/25/17	\$ 3,603,262	\$ -	
Arvin Union Elementary	Kern	Haven Drive Middle	57/63313-00-001	01/26/17	\$ 1,572,811	\$ -	
Pixley Union Elementary	Tulare	Pixley Union Elementary	57/72041-00-001	01/26/17	\$ 3,570,061	\$ 2,380,041	
Atascadero Unified	San Luis Obispo	San Gabriel Elementary	57/68700-00-005	02/01/17	\$ 2,680,991	\$ -	
San Carlos Elementary	San Mateo	Tierra Linda Middle	57/69021-00-011	02/01/17	\$ 4,135,922	\$ -	
Jurupa Unified	Riverside	Ina Arbuckle Elementary	57/67090-00-010	02/03/17	\$ 2,565,897	\$ -	
San Juan Unified	Sacramento	Citrus Heights Elementary	57/67447-00-061	02/03/17	\$ 310,415	\$ -	
Corcoran Joint Unified	Kings	Mark Twain Elementary	57/63891-00-012	02/07/17	\$ 2,019,861	\$ -	
Newcastle Elementary	Placer	Newcastle Elementary	57/66852-00-002	02/07/17	\$ 80,508	\$ 53,672	
Grossmont Union High	San Diego	El Capitan High	57/68130-00-026	02/07/17	\$ 242,388	\$ -	
Tahoe-Truckee Joint Unified	Placer	Kings Beach Elementary	57/66944-00-011	02/13/17	\$ 1,044,412	\$ -	
Tahoe-Truckee Joint Unified	Placer	Glenshire Elementary	57/66944-00-013	02/13/17	\$ 1,042,848	\$ -	
Tracy Unified	San Joaquin	South West Park Elementary	57/75499-00-011	02/14/17	\$ 2,659,552	\$ -	
Azusa Unified	Los Angeles	Center Middle	57/64279-00-019	02/15/17	\$ 3,296,598	\$ -	
Alameda Unified	Alameda	Alameda High	57/61119-01-001	02/23/17	\$ 1,679,127	\$ -	
Banta Elementary	San Joaquin	Banta Elementary	57/68486-00-002	02/23/17	\$ 80,632	\$ 53,755	
Sequoia Union Elementary	Tulare	Sequoia Elementary	57/72116-00-002	02/24/17	\$ 168,807	\$ 112,538	
Jurupa Unified	Riverside	Jurupa Valley High	57/67090-00-011	02/27/17	\$ 1,595,262	\$ -	
San Juan Unified	Sacramento	Bella Vista High	57/67447-00-062	02/27/17	\$ 741,237	\$ -	

SFP APPLICATIONS
 Modernization School Facilities Program
 - Workload as of January 31, 2019 -

District	County	Site Name	Application Number	OPSC Date Received	Estimated State Grant (a)	Financial Hardship (b)	Notification Occurred**
Southern Humboldt Joint Unified	Humboldt	South Fork High	57/63040-00-001	03/03/17	\$ 2,114,533	\$ -	
Atascadero Unified	San Luis Obispo	Atascadero Junior High	57/68700-00-006	03/03/17	\$ 5,164,441	\$ -	
Desert Sands Unified	Riverside	La Quinta Middle	57/67058-00-019	03/06/17	\$ 2,566,440	\$ -	
Palm Springs Unified	Riverside	Agua Caliente Elementary	57/67173-00-011	03/07/17	\$ 1,179,108	\$ -	
Sierra Sands Unified	Kern	Burroughs High	57/73742-00-009	03/07/17	\$ 8,093,864	\$ 5,395,909	
San Ramon Valley Unified	Contra Costa	Bollinger Canyon Elementary	57/61804-00-026	03/13/17	\$ 502,912	\$ -	
San Ramon Valley Unified	Contra Costa	Los Cerros Middle	57/61804-00-027	03/13/17	\$ 1,001,109	\$ -	
Sierra Sands Unified	Kern	Murray Middle	57/73742-00-010	03/13/17	\$ 4,810,926	\$ 3,207,284	
Azusa Unified	Los Angeles	Slauson Middle	57/64279-00-020	03/15/17	\$ 4,694,932	\$ -	
San Ramon Valley Unified	Contra Costa	Pine Valley Middle	57/61804-00-028	03/16/17	\$ 858,187	\$ -	
San Ramon Valley Unified	Contra Costa	Tassajara Hills Elementary	57/61804-00-029	03/16/17	\$ 670,550	\$ -	
Dinuba Unified	Tulare	Dinuba High	57/75531-00-013	03/16/17	\$ 840,068	\$ 560,046	
Dinuba Unified	Tulare	Jefferson Elementary	57/75531-00-014	03/16/17	\$ 190,260	\$ 126,840	
Dinuba Unified	Tulare	Lincoln Elementary	57/75531-00-015	03/16/17	\$ 100,240	\$ 66,827	
Torrance Unified	Los Angeles	Calle Mayor Middle School	57/65060-00-037	03/22/17	\$ 1,326,473	\$ -	
Downey Unified	Los Angeles	Stauffer Middle	57/64451-00-029	03/23/17	\$ 7,237,121	\$ -	
Central Elementary	San Bernardino	Dona Merced Elementary	57/67645-00-006	03/28/17	\$ 700,193	\$ -	
Central Elementary	San Bernardino	Bear Gulch Elementary	57/67645-00-007	03/28/17	\$ 826,805	\$ -	
Clovis Unified	Fresno	Red Bank Elementary	57/62117-00-055	04/04/17	\$ 3,090,137	\$ -	
Twin Rivers Unified	Sacramento	Frontier Elementary	57/76505-00-042	04/05/17	\$ 798,413	\$ -	
Twin Rivers Unified	Sacramento	Castori Elementary	57/76505-00-043	04/05/17	\$ 625,660	\$ -	
Twin Rivers Unified	Sacramento	Northwood Elementary	57/76505-00-044	04/05/17	\$ 676,898	\$ -	
Potter Valley Community Unified	Mendocino	Potter Valley High	57/73866-00-001	04/07/17	\$ 1,812,691	\$ -	
Scotts Valley Unified	Santa Cruz	Scotts Valley Middle	57/75432-00-002	04/20/17	\$ 4,228,965	\$ -	
Central Elementary	San Bernardino	Central Elementary	57/67645-00-008	04/24/17	\$ 809,201	\$ -	
Menlo Park City Elementary	San Mateo	Laurel Elementary	57/68965-00-006	04/24/17	\$ 1,812,907	\$ -	
Fullerton Joint Union High	Orange	Sunny Hills High	57/66514-00-016	04/26/17	\$ 2,230,396	\$ -	
San Francisco Unified	San Francisco	Redding Elementary	57/68478-79-004	04/26/17	\$ 1,649,358	\$ -	
San Benito High	San Benito	San Benito High	57/67538-00-002	04/27/17	\$ 1,033,724	\$ -	
San Benito High	San Benito	San Benito High	57/67538-00-003	04/27/17	\$ 3,781,733	\$ -	
San Benito High	San Benito	San Benito High	57/67538-00-004	04/27/17	\$ 797,124	\$ -	
Snowline Joint Unified	San Bernardino	Pinon Hills Elementary	57/73957-00-001	05/01/17	\$ 307,916	\$ 205,278	
Snowline Joint Unified	San Bernardino	Serrano High	57/73957-00-002	05/01/17	\$ 1,802,099	\$ 1,201,400	
Snowline Joint Unified	San Bernardino	Baldy Elementary	57/73957-00-003	05/01/17	\$ 542,518	\$ 361,679	
Snowline Joint Unified	San Bernardino	Chaparral Continuation High	57/73957-00-004	05/01/17	\$ 126,468	\$ 84,312	
Snowline Joint Unified	San Bernardino	Phelan Elementary	57/73957-00-005	05/01/17	\$ 390,288	\$ 260,192	
Snowline Joint Unified	San Bernardino	Quail Valley Middle	57/73957-00-006	05/01/17	\$ 235,451	\$ 156,967	
Snowline Joint Unified	San Bernardino	Wrightwood Elementary	57/73957-00-007	05/01/17	\$ 258,119	\$ 172,080	
Snowline Joint Unified	San Bernardino	Pinon Mesa Middle	57/73957-00-008	05/01/17	\$ 515,478	\$ 343,652	
Escalon Unified	San Joaquin	Escalon High	57/68502-00-003	05/04/17	\$ 195,585	\$ -	
Taft City Elementary	Kern	Lincoln Junior High	57/63800-00-007	05/09/17	\$ 3,922,144	\$ -	
Konocti Unified	Lake	Lower Lake High	57/64022-00-010	05/09/17	\$ 759,579	\$ -	
Konocti Unified	Lake	Lower Lake Elementary	57/64022-00-011	05/09/17	\$ 702,458	\$ -	
Kern High	Kern	Foothill High	57/63529-00-011	05/17/17	\$ 1,668,200	\$ -	
Pomona Unified	Los Angeles	Fremont Academy	57/64907-00-031	05/23/17	\$ 190,358	\$ -	
San Jacinto Unified	Riverside	De Anza Elementary	57/67249-00-006	05/23/17	\$ 2,730,216	\$ -	

SFP APPLICATIONS
 Modernization School Facilities Program
 - Workload as of January 31, 2019 -

District	County	Site Name	Application Number	OPSC Date Received	Estimated State Grant (a)	Financial Hardship (b)	Notification Occurred**
San Jacinto Unified	Riverside	Park Hill	57/67249-00-007	05/23/17	\$ 2,557,969	\$ -	
San Ramon Valley Unified	Contra Costa	Iron Horse Middle	57/61804-00-030	05/26/17	\$ 903,361	\$ -	
Whittier City Elementary	Los Angeles	Dexter Middle	57/65110-00-013	06/02/17	\$ 5,030,095	\$ -	
Los Angeles Unified	Los Angeles	Drew (Charles) Middle	57/64733-00-600	06/06/17	\$ 4,199,849	\$ -	
Los Angeles Unified	Los Angeles	Kittridge Elementary	57/64733-00-601	06/06/17	\$ 1,095,503	\$ -	
Los Angeles Unified	Los Angeles	Hamasaki (Riggin) Elementary	57/64733-00-602	06/06/17	\$ 1,287,581	\$ -	
Los Angeles Unified	Los Angeles	Loyola Village Elementary	57/64733-00-603	06/06/17	\$ 1,649,253	\$ -	
Los Angeles Unified	Los Angeles	Graham Elementary	57/64733-00-610	06/06/17	\$ 3,852,882	\$ -	
Los Angeles Unified	Los Angeles	Tenth Street Elementary	57/64733-00-611	06/06/17	\$ 3,555,182	\$ -	
Los Angeles Unified	Los Angeles	Belmont Senior High	57/64733-11-013	06/06/17	\$ 1,992,944	\$ -	
Los Angeles Unified	Los Angeles	Loreto Street Elementary	57/64733-00-604	06/12/17	\$ 969,228	\$ -	
Los Angeles Unified	Los Angeles	West Vernon Avenue Elementary	57/64733-00-605	06/12/17	\$ 3,129,659	\$ -	
Los Angeles Unified	Los Angeles	Alphonso B Perez Special Education Center	57/64733-00-606	06/12/17	\$ 2,182,080	\$ -	
Los Angeles Unified	Los Angeles	Loren Miller Elementary	57/64733-00-607	06/12/17	\$ 2,062,559	\$ -	
Los Angeles Unified	Los Angeles	Marvin Elementary	57/64733-00-608	06/12/17	\$ 1,761,910	\$ -	
Los Angeles Unified	Los Angeles	Fairfax Senior High	57/64733-00-609	06/12/17	\$ 2,391,709	\$ -	
Cucamonga Elementary	San Bernardino	The Ontario Center	57/67694-00-004	06/15/17	\$ 2,691,763	\$ -	
Ackerman Elementary	Placer	Bowman Elementary	57/66761-00-004	06/16/17	\$ 2,019,694	\$ -	
Ceres Unified	Stanislaus	Ceres High	57/71043-00-014	06/19/17	\$ 1,693,230	\$ -	
Los Angeles Unified	Los Angeles	Burton Street Elementary	57/64733-00-612	06/20/17	\$ 2,776,042	\$ -	
Los Angeles Unified	Los Angeles	State Street Elementary	57/64733-00-613	06/20/17	\$ 2,176,320	\$ -	
Los Angeles Unified	Los Angeles	Sherman Oaks Center for Enriched Studies	57/64733-00-614	06/20/17	\$ 2,125,578	\$ -	
Los Angeles Unified	Los Angeles	Parthenia Street Elementary	57/64733-00-615	06/20/17	\$ 2,387,217	\$ -	
Los Angeles Unified	Los Angeles	James Monroe High	57/64733-00-616	06/20/17	\$ 1,784,276	\$ -	
Los Angeles Unified	Los Angeles	Robert Louis Stevenson Middle	57/64733-05-017	06/20/17	\$ 1,225,590	\$ -	
Los Angeles Unified	Los Angeles	Montague Charter Academy	57/64733-38-023	06/20/17	\$ 1,849,493	\$ -	
Twin Rivers Unified	Sacramento	Foothill High	57/76505-00-045	06/21/17	\$ 215,624	\$ -	
Twin Rivers Unified	Sacramento	Woodlake Elementary	57/76505-00-047	06/21/17	\$ 936,133	\$ -	
Twin Rivers Unified	Sacramento	Orchard Elementary	57/76505-00-048	06/21/17	\$ 677,836	\$ -	
Twin Rivers Unified	Sacramento	D. W. Babcock Elementary	57/76505-02-001	06/21/17	\$ 12,100	\$ -	
Twin Rivers Unified	Sacramento	Hagginwood Elementary	57/76505-02-003	06/21/17	\$ 477,469	\$ -	
Fullerton Joint Union High	Orange	Troy High	57/66514-00-017	06/22/17	\$ 3,425,704	\$ -	
Jurupa Unified	Riverside	Rubidoux High	57/67090-00-012	06/22/17	\$ 4,876,717	\$ -	
San Ramon Valley Unified	Contra Costa	Charlotte Wood Middle	57/61804-00-031	06/29/17	\$ 1,162,640	\$ -	
Los Angeles Unified	Los Angeles	Elizabeth Learning Center	57/64733-00-617	07/06/17	\$ 1,635,587	\$ -	
Los Angeles Unified	Los Angeles	Sylmar Senior High	57/64733-00-618	07/06/17	\$ 3,027,167	\$ -	
Los Angeles Unified	Los Angeles	Griffith Middle	57/64733-00-619	07/06/17	\$ 3,023,576	\$ -	
Chaffey Joint Union High	San Bernardino	Rancho Cucamonga High	57/67652-00-004	07/12/17	\$ 9,398,565	\$ -	
Gustine Unified	Stanislaus	Gustine High	57/73619-00-005	07/13/17	\$ 1,279,608	\$ -	
Brawley Elementary	Imperial	Barbara Worth Junior High	57/63073-00-003	07/14/17	\$ 1,076,419	\$ -	
Chaffey Joint Union High	San Bernardino	Etiwanda High	57/67652-00-005	07/14/17	\$ 19,425,446	\$ -	
La Habra City Elementary	Orange	Walnut Elementary	57/66563-00-009	07/17/17	\$ 2,669,971	\$ -	
Lincoln Unified	San Joaquin	Claudia Landeen Elementary	57/68569-00-016	07/17/17	\$ 1,012,180	\$ -	
Lincoln Unified	San Joaquin	Lincoln Elementary	57/68569-00-017	07/17/17	\$ 798,973	\$ -	
Los Angeles Unified	Los Angeles	Hoover Street Elementary	57/64733-00-620	07/18/17	\$ 2,493,434	\$ -	
Los Angeles Unified	Los Angeles	Griffin Avenue Elementary	57/64733-00-621	07/18/17	\$ 1,748,486	\$ -	

SFP APPLICATIONS
 Modernization School Facilities Program
 - Workload as of January 31, 2019 -

District	County	Site Name	Application Number	OPSC Date Received	Estimated State Grant (a)	Financial Hardship (b)	Notification Occurred**
Los Angeles Unified	Los Angeles	El Sereno Middle	57/64733-34-016	07/18/17	\$ 467,371	\$ -	
Los Angeles Unified	Los Angeles	Reseda High	57/64733-39-008	07/18/17	\$ 1,622,731	\$ -	
Central Union High	Imperial	Southwest High	57/63115-00-003	07/25/17	\$ 2,983,443	\$ -	
Los Angeles Unified	Los Angeles	Kennedy (John F.) High	57/64733-00-622	07/25/17	\$ 1,378,141	\$ -	
Los Angeles Unified	Los Angeles	Hale Charter School Academy	57/64733-00-623	07/25/17	\$ 4,231,576	\$ -	
Los Angeles Unified	Los Angeles	Dana (Richard Henry) Middle	57/64733-20-019	07/25/17	\$ 1,049,442	\$ -	
Larkspur Elementary	Marin	Hall Middle	57/65367-00-006	07/26/17	\$ 855,664	\$ -	
Santa Paula Unified	Ventura	McKevett Elementary	57/76828-00-002	07/26/17	\$ 1,300,289	\$ -	
Torrance Unified	Los Angeles	Bert M. Lynn Middle	57/65060-00-038	07/28/17	\$ 741,833	\$ -	
Torrance Unified	Los Angeles	Edison Elementary	57/65060-00-039	07/28/17	\$ 326,165	\$ -	
Torrance Unified	Los Angeles	Evelyn Carr Elementary	57/65060-00-040	07/28/17	\$ 73,359	\$ -	
Torrance Unified	Los Angeles	Casimir Middle	57/65060-00-041	07/28/17	\$ 274,729	\$ -	
Torrance Unified	Los Angeles	Jefferson Middle	57/65060-00-042	07/28/17	\$ 811,892	\$ -	
Temecula Valley Unified	Riverside	Temecula Elementary	57/75192-00-008	07/28/17	\$ 712,375	\$ -	
Twin Rivers Unified	Sacramento	Noralto Elementary	57/76505-00-050	07/28/17	\$ 912,660	\$ -	
Torrance Unified	Los Angeles	Riviera Elementary	57/65060-00-043	07/31/17	\$ 522,319	\$ -	
Los Angeles Unified	Los Angeles	White Point Elementary	57/64733-00-624	08/01/17	\$ 1,863,739	\$ -	
Placer Union High	Placer	Placer High	57/66894-00-012	08/01/17	\$ 464,452	\$ -	
Torrance Unified	Los Angeles	Towers Elementary	57/65060-00-044	08/02/17	\$ 654,453	\$ -	
Sequoia Union High	San Mateo	Redwood High	57/69062-00-037	08/03/17	\$ 560,989	\$ -	
Los Angeles Unified	Los Angeles	Chatsworth Senior High	57/64733-00-625	08/08/17	\$ 1,777,658	\$ -	
Los Angeles Unified	Los Angeles	Leland Street Elementary	57/64733-00-626	08/08/17	\$ 811,630	\$ -	
Los Angeles Unified	Los Angeles	Van Nuys Elementary	57/64733-00-627	08/08/17	\$ 2,651,877	\$ -	
Los Angeles Unified	Los Angeles	Stagg Street Elementary	57/64733-00-628	08/08/17	\$ 1,593,293	\$ -	
Azusa Unified	Los Angeles	Henry Dalton Elementary	57/64279-00-021	08/11/17	\$ 2,870,170	\$ -	
Porterville Unified	Tulare	Porterville High	57/75523-00-015	08/11/17	\$ 6,176,901	\$ -	
Porterville Unified	Tulare	Monache High	57/75523-00-016	08/11/17	\$ 3,199,635	\$ -	
Larkspur Elementary	Marin	Neil Cummins Elementary	57/65367-00-007	08/14/17	\$ 754,398	\$ -	
Rincon Valley Union Elementary	Sonoma	Village Elementary Charter	57/70896-00-011	08/14/17	\$ 1,634,597	\$ -	
Los Angeles Unified	Los Angeles	Coldwater Canyon Elementary	57/64733-00-629	08/16/17	\$ 2,719,964	\$ -	
Los Angeles Unified	Los Angeles	San Fernando Senior High	57/64733-73-005	08/16/17	\$ 4,443,145	\$ -	
Escondido Union	San Diego	Quantum Academy	57/68098-00-013	08/16/17	\$ 985,189	\$ -	
Merced River Union Elementary	Merced	Washington Elementary	57/73726-00-001	08/17/17	\$ 112,778	\$ 75,186	
McSwain Union Elementary	Merced	McSwain Elementary	57/65763-00-003	08/18/17	\$ 161,469	\$ 107,646	
Natomas Unified	Sacramento	Natomas Pacific Pathways Prep Middle	57/75283-00-004	08/18/17	\$ 2,479,644	\$ -	
Caruthers Unified	Fresno	Caruthers High	57/75598-00-003	08/21/17	\$ 2,758,739	\$ -	
Burbank Unified	Los Angeles	Thomas Jefferson Elementary	57/64337-00-018	08/22/17	\$ 138,270	\$ -	
Irvine Unified	Orange	Santiago Hills Elementary	57/73650-00-021	08/23/17	\$ 335,448	\$ -	
Irvine Unified	Orange	College Park Elementary	57/73650-00-022	08/23/17	\$ 470,630	\$ -	
Irvine Unified	Orange	Culverdale Elementary	57/73650-00-023	08/23/17	\$ 597,498	\$ -	
Washington Unified	Fresno	West Fresno Elementary	57/76778-00-004	08/29/17	\$ 688,283	\$ -	
Los Angeles Unified	Los Angeles	Markham (Edwin) Middle	57/64733-00-630	08/30/17	\$ 1,804,655	\$ -	
Los Angeles Unified	Los Angeles	Bell Senior High	57/64733-00-631	08/30/17	\$ 2,084,470	\$ -	
Sacramento City Unified	Sacramento	Kit Carson Middle	57/67439-00-075	08/30/17	\$ 38,707	\$ -	
Rincon Valley Union Elementary	Sonoma	Matanzas Elementary	57/70896-00-012	08/31/17	\$ 666,550	\$ -	
Central Union Elementary	Kings	Akers Elementary	57/63883-00-001	09/01/17	\$ 434,796	\$ 289,864	

SFP APPLICATIONS
 Modernization School Facilities Program
 - Workload as of January 31, 2019 -

District	County	Site Name	Application Number	OPSC Date Received	Estimated State Grant (a)	Financial Hardship (b)	Notification Occurred**
Torrance Unified	Los Angeles	West High	57/65060-00-045	09/01/17	\$ 3,338,116	\$ -	
Palo Verde Union Elementary	Tulare	Palo Verde Elementary	57/72033-00-002	09/01/17	\$ 30,247	\$ 20,164	
North Monterey County Unified	Monterey	North Monterey County High	57/73825-00-010	09/07/17	\$ 3,519,183	\$ -	
Sweetwater Union High	San Diego	Sweetwater High	57/68411-00-043	09/08/17	\$ 3,597,141	\$ -	
Sweetwater Union High	San Diego	Hilltop Middle	57/68411-00-044	09/08/17	\$ 1,611,256	\$ -	
Sweetwater Union High	San Diego	Chula Vista Senior High	57/68411-00-045	09/08/17	\$ 3,194,421	\$ -	
Sweetwater Union High	San Diego	Mar Vista Middle	57/68411-00-046	09/08/17	\$ 1,406,447	\$ -	
Sweetwater Union High	San Diego	Mar Vista Senior High	57/68411-00-047	09/08/17	\$ 2,037,649	\$ -	
Sweetwater Union High	San Diego	Castle Park Senior High	57/68411-00-048	09/08/17	\$ 2,157,524	\$ -	
Twin Rivers Unified	Sacramento	Woodridge Elementary	57/76505-00-052	09/08/17	\$ 573,298	\$ -	
Twin Rivers Unified	Sacramento	Grant Union High	57/76505-00-054	09/08/17	\$ 1,915,763	\$ -	
Los Angeles Unified	Los Angeles	Robert Frost Middle	57/64733-00-632	09/13/17	\$ 5,038,547	\$ -	
Los Angeles Unified	Los Angeles	Hart Street Elementary	57/64733-00-633	09/13/17	\$ 676,654	\$ -	
Los Angeles Unified	Los Angeles	Alta Loma Elementary	57/64733-10-003	09/13/17	\$ 820,154	\$ -	
Escondido Union	San Diego	Mission Middle	57/68098-00-014	09/14/17	\$ 3,201,633	\$ -	
Weaver Union	Merced	Weaver Middle	57/65862-00-002	09/15/17	\$ 2,210,240	\$ -	
Los Angeles Unified	Los Angeles	Capistrano Avenue Elementary	57/64733-00-634	09/20/17	\$ 1,204,765	\$ -	
Newport-Mesa Unified	Orange	Roy O. Andersen Elementary	57/66597-00-042	09/20/17	\$ 255,268	\$ -	10/8/2018
Burbank Unified	Los Angeles	Bret Harte Elementary	57/64337-00-019	09/21/17	\$ 138,270	\$ -	
Victor Elementary	San Bernardino	Village Elementary	57/67918-00-006	09/25/17	\$ 871,723	\$ -	
Victor Elementary	San Bernardino	Mojave Vista Elementary	57/67918-00-007	09/25/17	\$ 904,696	\$ -	
Yreka Union High	Siskiyou	Yreka High	57/70516-00-003	09/25/17	\$ 750,864	\$ 500,576	
Maple Elementary	Kern	Maple Elementary	57/63610-00-003	09/29/17	\$ 1,658,089	\$ 1,105,393	
Norwalk-La Mirada Unified	Los Angeles	John H. Glenn High	57/64840-00-027	10/04/17	\$ 1,520,177	\$ -	
Norwalk-La Mirada Unified	Los Angeles	Corvallis Middle	57/64840-00-028	10/06/17	\$ 1,587,197	\$ -	
Norwalk-La Mirada Unified	Los Angeles	Reginald M. Benton Middle	57/64840-00-029	10/06/17	\$ 784,751	\$ -	
Los Angeles Unified	Los Angeles	Emelita Street Elementary	57/64733-00-635	10/11/17	\$ 1,075,775	\$ -	
Escondido Union	San Diego	Orange Glen Elementary	57/68098-00-015	10/12/17	\$ 2,211,945	\$ -	
Firebaugh-Las Deltas Joint Unified	Fresno	Arthur E. Mills Intermediate	57/73809-00-005	10/12/17	\$ 937,217	\$ -	
Cutler-Orosi Joint Unified	Tulare	Orosi High	57/71860-00-009	10/16/17	\$ 505,872	\$ 337,248	
Burbank Unified	Los Angeles	R. L. Stevenson Elementary	57/64337-00-020	10/17/17	\$ 605,944	\$ -	
Los Angeles Unified	Los Angeles	Palms Middle	57/64733-00-636	10/17/17	\$ 3,047,951	\$ -	
Southern Humboldt Joint Unified	Humboldt	Redway Elementary	57/63040-00-002	10/18/17	\$ 1,701,739	\$ -	
Newhall Elementary	Los Angeles	Peachland Avenue Elementary	57/64832-00-005	10/19/17	\$ 1,460,819	\$ -	
Columbia Elementary	Shasta	Columbia Elementary	57/69948-00-002	10/20/17	\$ 2,262,817	\$ -	
Los Angeles Unified	Los Angeles	Broadous Elementary	57/64733-00-637	10/25/17	\$ 713,401	\$ -	
Anaheim Union High	Orange	Anaheim High	57/66431-00-016	10/25/17	\$ 6,422,590	\$ -	
Anaheim Union High	Orange	Cypress High	57/66431-00-017	10/25/17	\$ 3,942,420	\$ -	
Downey Unified	Los Angeles	Rio Hondo Elementary	57/64451-00-030	10/27/17	\$ 1,879,657	\$ -	
San Marcos Unified	San Diego	Alvin M. Dunn Elementary	57/73791-00-006	10/31/17	\$ 749,808	\$ -	
Los Angeles Unified	Los Angeles	Olive Vista Middle	57/64733-00-638	11/01/17	\$ 6,669,152	\$ -	
San Benito High	San Benito	San Benito High	57/67538-00-005	11/01/17	\$ 8,893,601	\$ -	
San Benito High	San Benito	San Benito High	57/67538-00-006	11/03/17	\$ 11,291,330	\$ -	
San Marcos Unified	San Diego	Alvin M. Dunn Elementary	57/73791-00-007	11/03/17	\$ 2,716,054	\$ -	
Jurupa Unified	Riverside	Mission Bell Elementary	57/67090-00-013	11/09/17	\$ 1,435,563	\$ -	
Chaffey Joint Union High	San Bernardino	Chaffey High	57/67652-00-006	11/09/17	\$ 21,161,925	\$ -	

SFP APPLICATIONS
 Modernization School Facilities Program
 - Workload as of January 31, 2019 -

District	County	Site Name	Application Number	OPSC Date Received	Estimated State Grant (a)	Financial Hardship (b)	Notification Occurred**
Armona Union Elementary	Kings	Armona Elementary	57/63875-00-002	11/13/17	\$ 366,389	\$ 244,260	
Romoland Elementary	Riverside	Romoland Elementary	57/67231-00-002	11/14/17	\$ 2,021,328	\$ -	11/5/2018
Visalia Unified	Tulare	Mineral King Elementary	57/72256-00-022	11/16/17	\$ 4,085,803	\$ -	
Muroc Joint Unified	Kern	Bailey Avenue Elementary	57/63685-00-009	11/22/17	\$ 348,035	\$ 232,023	
Elk Grove Unified	Sacramento	Franklin High	57/67314-00-020	11/28/17	\$ 1,131,367	\$ -	
San Jacinto Unified	Riverside	San Jacinto High	57/67249-00-008	11/29/17	\$ 2,089,406	\$ -	
Corona-Norco Unified	Riverside	Centennial High	57/67033-00-017	11/30/17	\$ 1,344,548	\$ -	
Fullerton Joint Union High	Orange	Fullerton Union High	57/66514-00-018	12/01/17	\$ 981,045	\$ -	
Millville Elementary	Shasta	Millville Elementary	57/70052-00-003	12/04/17	\$ 678,155	\$ 452,103	
Los Angeles Unified	Los Angeles	La Salle Avenue Elementary	57/64733-00-639	12/05/17	\$ 3,367,284	\$ -	
Elk Grove Unified	Sacramento	Laguna Creek High	57/67314-00-021	12/05/17	\$ 3,491,746	\$ -	
Buena Park Elementary	Orange	Buena Park Junior High	57/66456-00-008	12/07/17	\$ 2,068,018	\$ -	
Buena Park Elementary	Orange	Carl E. Gilbert Elementary	57/66456-00-009	12/07/17	\$ 1,114,370	\$ -	
Buena Park Elementary	Orange	James A. Whitaker Elementary	57/66456-00-010	12/07/17	\$ 1,570,372	\$ -	
Buena Park Elementary	Orange	Charles G. Emery Elementary	57/66456-00-011	12/07/17	\$ 997,188	\$ -	
Buena Park Elementary	Orange	Mabel L. Pendleton Elementary	57/66456-00-012	12/07/17	\$ 1,104,993	\$ -	
Centralia Elementary	Orange	Centralia Elementary	57/66472-00-010	12/07/17	\$ 1,644,013	\$ -	
San Bernardino City Unified	San Bernardino	Muscoy Elementary	57/67876-00-106	12/07/17	\$ 509,155	\$ -	
San Ysidro Elementary	San Diego	Smythe Elementary	57/68379-00-002	12/07/17	\$ 3,108,949	\$ -	
San Ysidro Elementary	San Diego	La Mirada Elementary	57/68379-00-003	12/07/17	\$ 2,652,962	\$ -	
Santa Ynez Valley Union High	Santa Barbara	Santa Ynez Valley Union High	57/69328-00-001	12/07/17	\$ 9,557,589	\$ -	
Buena Park Elementary	Orange	Arthur F. Corey Elementary	57/66456-00-013	12/15/17	\$ 1,132,892	\$ -	
Buena Park Elementary	Orange	Gordon H. Beatty Elementary	57/66456-00-014	12/15/17	\$ 1,300,307	\$ -	
Trinity Alps Unified	Trinity	Trinity High	57/76513-00-001	12/15/17	\$ 3,719,508	\$ -	
Downey Unified	Los Angeles	Gauldin Elementary	57/64451-00-031	12/18/17	\$ 1,809,488	\$ -	
San Marino Unified	Los Angeles	Huntington Middle	57/64964-00-008	12/20/17	\$ 2,431,828	\$ -	
Del Mar Union Elementary	San Diego	Carmel Del Mar Elementary	57/68056-00-004	12/22/17	\$ 2,376,647	\$ -	
Lowell Joint	Los Angeles	Olita Elementary	57/64766-00-001	12/26/17	\$ 3,060,024	\$ -	
Irvine Unified	Orange	Stone Creek Elementary	57/73650-00-024	12/26/17	\$ 1,411,210	\$ -	
Hayward Unified	Alameda	Hayward High	57/61192-00-003	12/28/17	\$ 9,871,566	\$ -	
Hayward Unified	Alameda	Tennyson High	57/61192-00-004	12/28/17	\$ 2,954,628	\$ -	
Hayward Unified	Alameda	Mt Eden High	57/61192-00-005	12/28/17	\$ 10,564,457	\$ -	
Clovis Unified	Fresno	Buchanan High	57/62117-00-056	01/02/18	\$ 10,402,026	\$ -	
Cypress Elementary	Orange	Margaret Landell Elementary	57/66480-00-006	01/02/18	\$ 988,220	\$ -	
Elk Grove Unified	Sacramento	Valley High	57/67314-00-022	01/04/18	\$ 1,570,493	\$ -	
Jurupa Unified	Riverside	Rubidoux High	57/67090-00-014	01/08/18	\$ 5,548,044	\$ -	
Buellton Union Elementary	Santa Barbara	Jonata Middle	57/69138-00-002	01/08/18	\$ 1,405,957	\$ -	
Butteville Union Elementary	Siskiyou	Butteville Elementary	57/70201-00-002	01/08/18	\$ 93,592	\$ 62,394	
William S. Hart Union High	Los Angeles	Placerita Junior High	57/65136-00-010	01/16/18	\$ 1,492,386	\$ -	
Alhambra Unified	Los Angeles	Repetto Elementary	57/75713-00-028	01/16/18	\$ 2,931,994	\$ -	
Alhambra Unified	Los Angeles	Monterey Highlands Elementary	57/75713-00-029	01/16/18	\$ 1,706,453	\$ -	
San Ramon Valley Unified	Contra Costa	Stone Valley Middle	57/61804-00-032	01/17/18	\$ 4,133,251	\$ -	
Monson-Sultana Joint Union Elementary	Tulare	Monson-Sultana Elementary	57/72009-00-002	01/22/18	\$ 118,375	\$ 78,917	
Elk Grove Unified	Sacramento	Sierra-Enterprise Elementary	57/67314-00-023	01/24/18	\$ 1,549,084	\$ -	
Merced City Elementary	Merced	Luther Burbank Elementary	57/65771-00-015	01/25/18	\$ 1,852,259	\$ -	
Elk Grove Unified	Sacramento	Florin High	57/67314-00-024	01/25/18	\$ 5,258,009	\$ -	

SFP APPLICATIONS
 Modernization School Facilities Program
 - Workload as of January 31, 2019 -

District	County	Site Name	Application Number	OPSC Date Received	Estimated State Grant (a)	Financial Hardship (b)	Notification Occurred**
Irvine Unified	Orange	Irvine High	57/73650-00-025	01/25/18	\$ 3,874,257	\$ -	
Irvine Unified	Orange	University High	57/73650-00-026	01/25/18	\$ 654,092	\$ -	
Los Angeles Unified	Los Angeles	George Washington Carver Middle	57/64733-00-640	02/07/18	\$ 4,864,058	\$ -	
Los Angeles Unified	Los Angeles	Harrison Street Elementary	57/64733-00-641	02/12/18	\$ 1,904,407	\$ -	
Los Angeles Unified	Los Angeles	First Street Elementary	57/64733-00-642	02/12/18	\$ 2,634,671	\$ -	
Los Angeles Unified	Los Angeles	Main Street Elementary	57/64733-00-643	02/12/18	\$ 8,234,489	\$ -	
San Diego Unified	San Diego	University City High	57/68338-00-230	02/13/18	\$ 12,621,539	\$ -	
Temecula Valley Unified	Riverside	Temecula Middle	57/75192-00-009	02/13/18	\$ 5,317,887	\$ -	
Atwater Elementary	Merced	Mitchell Intermediate	57/65631-00-007	02/15/18	\$ 5,526,380	\$ -	
Atwater Elementary	Merced	Bellevue Elementary	57/65631-00-008	02/15/18	\$ 467,043	\$ -	
Grossmont Union High	San Diego	Granite Hills High	57/68130-00-027	02/15/18	\$ 619,301	\$ -	
Twin Rivers Unified	Sacramento	Warren A Allison Elementary	57/76505-00-055	02/16/18	\$ 644,619	\$ -	
Twin Rivers Unified	Sacramento	Westside Elementary	57/76505-00-056	02/16/18	\$ 1,170,571	\$ -	
Los Angeles Unified	Los Angeles	Nobel Junior Magnet Center	57/64733-00-644	02/20/18	\$ 2,641,139	\$ -	
Los Angeles Unified	Los Angeles	Wilmington Middle	57/64733-00-645	02/20/18	\$ 1,404,708	\$ -	
Los Angeles Unified	Los Angeles	Haddon Avenue Elementary	57/64733-00-646	02/20/18	\$ 536,406	\$ -	
Los Angeles Unified	Los Angeles	Albion Street Elementary	57/64733-00-647	02/20/18	\$ 2,199,699	\$ -	
Los Angeles Unified	Los Angeles	Edwin Markham Middle	57/64733-00-648	02/20/18	\$ 2,487,925	\$ -	
Los Angeles Unified	Los Angeles	Florence Nightingale Middle	57/64733-08-007	02/20/18	\$ 2,028,913	\$ -	
Los Angeles Unified	Los Angeles	Glenn Hammond Curtiss Middle	57/64733-32-023	02/20/18	\$ 930,225	\$ -	
Los Angeles Unified	Los Angeles	Jordan High School Magnet	57/64733-68-008	02/20/18	\$ 2,284,577	\$ -	
Twin Rivers Unified	Sacramento	Rio Linda High	57/76505-00-057	02/20/18	\$ 1,687,709	\$ -	
Kentfield Elementary	Marin	Adaline E Kent Middle	57/65334-00-003	02/26/18	\$ 1,206,043	\$ -	
Los Angeles Unified	Los Angeles	Robert F Kennedy Elementary	57/64733-00-649	02/27/18	\$ 526,280	\$ -	
Los Angeles Unified	Los Angeles	Sixty-Eighth Street Elementary	57/64733-00-650	02/27/18	\$ 1,012,789	\$ -	
Los Angeles Unified	Los Angeles	Ulysses S Grant Senior High	57/64733-00-651	02/27/18	\$ 2,313,254	\$ -	
Los Angeles Unified	Los Angeles	Bell Senior High	57/64733-00-652	02/27/18	\$ 2,904,452	\$ -	
San Ramon Valley Unified	Contra Costa	California High	57/61804-00-033	03/01/18	\$ 920,156	\$ -	
Irvine Unified	Orange	Eastshore Elementary	57/73650-00-027	03/02/18	\$ 694,305	\$ -	
Irvine Unified	Orange	Springbrook Elementary	57/73650-00-028	03/02/18	\$ 3,097,577	\$ -	
Irvine Unified	Orange	Westpark Elementary	57/73650-00-029	03/02/18	\$ 3,415,758	\$ -	
Los Angeles Unified	Los Angeles	Rowan Avenue Elementary	57/64733-00-653	03/07/18	\$ 3,054,459	\$ -	
Los Angeles Unified	Los Angeles	Kester Avenue Elementary	57/64733-00-654	03/07/18	\$ 837,340	\$ -	
Los Angeles Unified	Los Angeles	Chandler Elementary School	57/64733-00-655	03/07/18	\$ 552,849	\$ -	
Los Angeles Unified	Los Angeles	Locke High School	57/64733-00-656	03/07/18	\$ 2,788,345	\$ -	
Los Angeles Unified	Los Angeles	Eagle Rock High	57/64733-00-657	03/07/18	\$ 5,881,556	\$ -	
Los Angeles Unified	Los Angeles	Woodrow Wilson Senior High	57/64733-00-658	03/07/18	\$ 3,778,899	\$ -	
Los Angeles Unified	Los Angeles	John F Kennedy High	57/64733-00-659	03/07/18	\$ 1,186,141	\$ -	
Los Angeles Unified	Los Angeles	John Marshall Senior High	57/64733-12-010	03/07/18	\$ 2,007,360	\$ -	
Los Angeles Unified	Los Angeles	Western Avenue Elementary	57/64733-25-011	03/07/18	\$ 3,032,859	\$ -	
Los Angeles Unified	Los Angeles	Gault Street Elementary	57/64733-37-007	03/07/18	\$ 370,632	\$ -	
Los Angeles Unified	Los Angeles	Bonita Street Elementary	57/64733-54-026	03/07/18	\$ 572,611	\$ -	
South San Francisco Unified	San Mateo	Monte Verde Elementary	57/69070-00-016	03/09/18	\$ 983,845	\$ -	
Delano Union Elementary	Kern	Del Vista Elementary	57/63404-00-003	03/13/18	\$ 3,013,353	\$ 2,008,902	
Dinuba Unified	Tulare	Roosevelt Elementary	57/75531-00-011	03/13/18	\$ 1,548,789	\$ 1,032,526	
Los Angeles Unified	Los Angeles	McKinley Avenue Elementary	57/64733-00-660	03/14/18	\$ 348,676	\$ -	

SFP APPLICATIONS
 Modernization School Facilities Program
 - Workload as of January 31, 2019 -

District	County	Site Name	Application Number	OPSC Date Received	Estimated State Grant (a)	Financial Hardship (b)	Notification Occurred**
Los Angeles Unified	Los Angeles	Taft (William Howard) High	57/64733-00-661	03/14/18	\$ 721,067	\$ -	
Los Angeles Unified	Los Angeles	Benjamin Franklin Senior High	57/64733-00-662	03/14/18	\$ 797,799	\$ -	
Los Angeles Unified	Los Angeles	Hollywood Senior High	57/64733-00-663	03/14/18	\$ 6,482,058	\$ -	
Los Angeles Unified	Los Angeles	Reseda Elementary	57/64733-00-664	03/14/18	\$ 1,482,368	\$ -	
Los Angeles Unified	Los Angeles	James Monroe High	57/64733-00-665	03/14/18	\$ 2,292,973	\$ -	
Los Angeles Unified	Los Angeles	South Gate Middle	57/64733-16-012	03/14/18	\$ 1,154,193	\$ -	
Los Angeles Unified	Los Angeles	Van Nuys Senior High	57/64733-27-010	03/14/18	\$ 6,339,910	\$ -	
Los Angeles Unified	Los Angeles	Grover Cleveland High	57/64733-41-007	03/14/18	\$ 4,262,185	\$ -	
Los Angeles Unified	Los Angeles	Pacific Boulevard	57/64733-74-002	03/14/18	\$ 747,956	\$ -	
Gerber Union Elementary	Tehama	Gerber Elementary	57/71548-00-002	03/15/18	\$ 116,939	\$ 77,959	
Twin Rivers Unified	Sacramento	Madison Elementary	57/76505-00-058	03/15/18	\$ 1,189,769	\$ -	
Temecula Valley Unified	Riverside	Paloma Elementary	57/75192-00-010	03/20/18	\$ 1,520,714	\$ -	
Temecula Valley Unified	Riverside	Red Hawk Elementary	57/75192-00-011	03/20/18	\$ 2,813,360	\$ -	
Temecula Valley Unified	Riverside	Pauba Valley Elementary	57/75192-00-012	03/20/18	\$ 1,520,714	\$ -	
Long Beach Unified	Los Angeles	Roosevelt Elementary	57/64725-05-001	03/21/18	\$ 6,227,165	\$ -	
Los Angeles Unified	Los Angeles	Belmont Senior High	57/64733-00-666	03/21/18	\$ 2,606,931	\$ -	
Los Angeles Unified	Los Angeles	Balboa Gifted/High Ability Magnet Elementary	57/64733-00-667	03/21/18	\$ 784,830	\$ -	
Los Angeles Unified	Los Angeles	Millikan Middle	57/64733-00-668	03/21/18	\$ 956,714	\$ -	
Los Angeles Unified	Los Angeles	Lull Special Education	57/64733-00-669	03/21/18	\$ 696,153	\$ -	1/2/2019
Los Angeles Unified	Los Angeles	52nd Street Elementary	57/64733-00-670	03/21/18	\$ 2,152,602	\$ -	
Mother Lode Union Elementary	El Dorado	Indian Creek Elementary	57/61929-00-005	03/22/18	\$ 2,336,628	\$ -	
Waugh Elementary	Sonoma	Meadow Elementary	57/70995-00-001	03/22/18	\$ 1,033,178	\$ -	
Benicia Unified	Solano	Joe Henderson Elementary	57/70524-00-010	03/23/18	\$ 724,721	\$ -	
Benicia Unified	Solano	Benicia Middle	57/70524-00-011	03/26/18	\$ 830,584	\$ -	
Benicia Unified	Solano	Matthew Turner Elementary	57/70524-00-012	03/26/18	\$ 787,575	\$ -	
Los Angeles Unified	Los Angeles	El Camino Real High	57/64733-44-006	03/28/18	\$ 1,071,828	\$ -	
Livingston Union	Merced	Campus Park Elementary	57/65748-00-003	03/28/18	\$ 1,398,819	\$ -	
Livingston Union	Merced	Selma Herndon Elementary	57/65748-00-004	03/28/18	\$ 1,233,166	\$ -	
Livingston Union	Merced	Yamato Colony Elementary	57/65748-00-005	03/28/18	\$ 2,686,921	\$ -	
Cutler-Orosi Joint Unified	Tulare	Palm Elementary	57/71860-00-010	03/28/18	\$ 1,020,048	\$ -	
Cutler-Orosi Joint Unified	Tulare	Golden Valley Elementary	57/71860-00-011	03/28/18	\$ 3,172,443	\$ -	
Cutler-Orosi Joint Unified	Tulare	El Monte Middle	57/71860-00-012	03/28/18	\$ 1,744,081	\$ -	
Dublin Unified	Alameda	Dublin High	57/75093-00-010	03/28/18	\$ 9,246,629	\$ -	
Temple City Unified	Los Angeles	Longden Elementary	57/65052-00-012	03/30/18	\$ 4,207,743	\$ -	
Alvord Unified	Riverside	Valley View Elementary	57/66977-00-019	03/30/18	\$ 1,134,030	\$ -	
Santa Ynez Valley Union High	Santa Barbara	Santa Ynez Valley Union High	57/69328-00-002	03/30/18	\$ 9,690,985	\$ -	
Delano Union Elementary	Kern	Albany Park Elementary	57/63404-00-004	04/02/18	\$ 2,143,037	\$ 1,428,691	
Delano Union Elementary	Kern	Nueva Vista Language Academy	57/63404-00-005	04/02/18	\$ 2,479,934	\$ 1,653,289	
Standard Elementary	Kern	Standard Middle	57/63792-00-002	04/02/18	\$ 6,160,251	\$ -	
Buckeye Union Elementary	El Dorado	Blue Oak Elementary	57/61838-00-008	04/03/18	\$ 2,975,476	\$ -	
Los Angeles Unified	Los Angeles	Venice Senior High	57/64733-00-671	04/04/18	\$ 7,404,266	\$ -	
Los Angeles Unified	Los Angeles	San Fernando Middle	57/64733-28-016	04/04/18	\$ 2,280,771	\$ -	
Benicia Unified	Solano	Mary Farmar Elementary	57/70524-00-013	04/05/18	\$ 728,292	\$ -	
Benicia Unified	Solano	Robert Semple Elementary	57/70524-00-014	04/05/18	\$ 728,292	\$ -	
Los Angeles Unified	Los Angeles	Los Angeles Center for Enriched Studies	57/64733-00-672	04/11/18	\$ 3,988,704	\$ -	
San Bernardino City Unified	San Bernardino	San Andreas High	57/67876-00-107	04/11/18	\$ 646,695	\$ -	

SFP APPLICATIONS
 Modernization School Facilities Program
 - Workload as of January 31, 2019 -

District	County	Site Name	Application Number	OPSC Date Received	Estimated State Grant (a)	Financial Hardship (b)	Notification Occurred**
Irvine Unified	Orange	Rancho San Joaquin Middle	57/73650-00-030	04/11/18	\$ 543,617	\$ -	
Mujroc Joint Unified	Kern	Bailey Avenue Elementary	57/63685-00-009	04/12/18	\$ 3,160,473	\$ 2,106,982	
Coalinga-Huron Unified	Fresno	Huron Elementary	57/62125-00-008	04/13/18	\$ 3,663,751	\$ -	
Davis Joint Unified	Yolo	Davis Senior High	57/72678-00-014	04/13/18	\$ 1,399,278	\$ -	
Benicia Unified	Solano	Benicia High	57/70524-00-015	04/16/18	\$ 3,765,446	\$ -	
Fullerton Joint Union High	Orange	Sunny Hills High	57/66514-00-019	04/17/18	\$ 98,846	\$ -	
Fullerton Joint Union High	Orange	Troy High	57/66514-00-020	04/17/18	\$ 1,713,218	\$ -	
Los Angeles Unified	Los Angeles	Chatsworth High	57/64733-00-673	04/18/18	\$ 4,929,033	\$ -	
Los Angeles Unified	Los Angeles	Lorena Street Elementary	57/64733-00-674	04/18/18	\$ 1,037,103	\$ -	
Los Angeles Unified	Los Angeles	Banning (Phineas) Senior High	57/64733-32-024	04/18/18	\$ 1,041,187	\$ -	
Clay Joint Elementary	Fresno	Clay Elementary	57/62109-00-003	04/19/18	\$ 772,104	\$ -	
Elk Grove Unified	Sacramento	Elk Grove Elementary	57/67314-00-025	04/23/18	\$ 1,016,091	\$ -	
Tahoe-Truckee Unified	Placer	Glenshire Elementary	57/66944-00-014	04/24/18	\$ 837,536	\$ -	
Sacramento City Unified	Sacramento	C K McClatchy High	57/67439-00-076	04/24/18	\$ 2,545,153	\$ -	
South San Francisco Unified	San Mateo	South San Francisco High	57/69070-00-017	04/24/18	\$ 746,113	\$ -	
Cupertino Union	Santa Clara	Cupertino Middle	57/69419-00-026	04/24/18	\$ 3,096,480	\$ -	
Cupertino Union	Santa Clara	Manuel De Vargas Elementary	57/69419-00-027	04/24/18	\$ 632,641	\$ -	
Cupertino Union	Santa Clara	Montclair Elementary	57/69419-00-028	04/24/18	\$ 647,975	\$ -	
Golden Plains Unified	Fresno	Tranquillity High	57/75234-00-005	04/24/18	\$ 1,386,105	\$ -	
Los Angeles Unified	Los Angeles	Verdugo Hills Senior High	57/64733-00-675	04/25/18	\$ 2,416,917	\$ -	
Los Angeles Unified	Los Angeles	Gridley Street Elementary	57/64733-00-676	04/25/18	\$ 1,095,306	\$ -	
Los Angeles Unified	Los Angeles	Sylmar Senior High	57/64733-00-677	04/25/18	\$ 866,850	\$ -	
Los Angeles Unified	Los Angeles	Taft (William Howard) Senior High	57/64733-00-678	04/25/18	\$ 1,124,582	\$ -	
Los Angeles Unified	Los Angeles	Reseda Elementary	57/64733-00-679	04/25/18	\$ 685,352	\$ -	
Los Angeles Unified	Los Angeles	Coldwater Canyon Elementary	57/64733-00-680	04/25/18	\$ 3,245,312	\$ -	
Los Angeles Unified	Los Angeles	Thomas Jefferson Senior High	57/64733-13-010	04/25/18	\$ 1,883,555	\$ -	
Los Angeles Unified	Los Angeles	Carson Senior High	57/64733-54-027	04/25/18	\$ 6,125,746	\$ -	
Lakeport Unified	Lake	Clear Lake High	57/64030-00-008	04/26/18	\$ 784,683	\$ -	
Black Butte Union Elementary	Shasta	Black Butte Elementary	57/69880-00-003	05/01/18	\$ 796,401	\$ -	
Los Angeles Unified	Los Angeles	Annalee Avenue Elementary	57/64733-00-681	05/02/18	\$ 668,195	\$ -	
Los Angeles Unified	Los Angeles	Alexander Hamilton Senior High	57/64733-00-682	05/02/18	\$ 1,207,579	\$ -	
Los Angeles Unified	Los Angeles	Walter Reed Middle	57/64733-00-683	05/02/18	\$ 1,630,748	\$ -	
Los Angeles Unified	Los Angeles	Downtown Business High	57/64733-00-684	05/02/18	\$ 5,096,247	\$ -	
Los Angeles Unified	Los Angeles	Joseph Le Conte Middle	57/64733-00-685	05/02/18	\$ 609,079	\$ -	
Las Virgenes Unified	Los Angeles	Lupin Hill Elementary	57/64683-00-010	05/03/18	\$ 907,224	\$ -	
Centinela Valley Union High	Los Angeles	Lawndale High	57/64352-00-007	05/04/18	\$ 1,666,540	\$ -	
Golden Plains Unified	Fresno	Helm Elementary	57/75234-00-006	05/04/18	\$ 273,216	\$ -	3/1/2018
South San Francisco Unified	San Mateo	Spruce Elementary	57/69070-00-018	05/07/18	\$ 963,293	\$ -	3/1/2018
South San Francisco Unified	San Mateo	Ponderosa Elementary	57/69070-00-019	05/07/18	\$ 667,709	\$ -	3/1/2018
Cupertino Union	Santa Clara	Nelson S Dilworth Elementary	57/69419-00-029	05/07/18	\$ 510,003	\$ -	
Soquel Union Elementary	Santa Cruz	Soquel Elementary	57/69849-00-006	05/07/18	\$ 227,584	\$ -	
Soquel Union Elementary	Santa Cruz	Santa Cruz Gardens Elementary	57/69849-00-007	05/07/18	\$ 45,993	\$ -	
Soquel Union Elementary	Santa Cruz	Main Street Elementary	57/69849-00-008	05/07/18	\$ 484,424	\$ -	
Kelseyville Unified	Lake	Kelseyville High	57/64014-00-002	05/08/18	\$ 3,235,923	\$ -	
Visalia Unified	Tulare	Goshen Elementary	57/72256-00-023	05/08/18	\$ 1,637,692	\$ -	
Visalia Unified	Tulare	Mt Whitney High	57/72256-00-024	05/08/18	\$ 1,606,243	\$ -	3/1/2018

SFP APPLICATIONS
 Modernization School Facilities Program
 - Workload as of January 31, 2019 -

District	County	Site Name	Application Number	OPSC Date Received	Estimated State Grant (a)	Financial Hardship (b)	Notification Occurred**
Visalia Unified	Tulare	Redwood High	57/72256-00-025	05/08/18	\$ 673,562	\$ -	
Visalia Unified	Tulare	Royal Oaks Elementary	57/72256-00-026	05/08/18	\$ 859,384	\$ -	
Norwalk-La Mirada Unified	Los Angeles	Julia B Morrison Elementary	57/64840-00-030	05/10/18	\$ 178,787	\$ -	
Oxnard	Ventura	Harrington Elementary	57/72538-00-027	05/10/18	\$ 584,890	\$ -	
Irvine Unified	Orange	Brywood Elementary	57/73650-00-031	05/10/18	\$ 2,870,668	\$ -	
Hollister	San Benito	Rancho San Justo	57/67470-00-003	05/11/18	\$ 1,567,920	\$ -	
Willows Unified	Glenn	Willows High	57/62661-00-005	05/15/18	\$ 2,842,688	\$ -	
Los Angeles Unified	Los Angeles	Logan Street Elementary	57/64733-00-686	05/15/18	\$ 656,134	\$ -	
Los Angeles Unified	Los Angeles	Humphreys Avenue Elementary	57/64733-00-687	05/15/18	\$ 6,897,346	\$ -	
Los Angeles Unified	Los Angeles	Audubon Middle	57/64733-00-688	05/15/18	\$ 3,835,933	\$ -	
Los Angeles Unified	Los Angeles	Francisco Bravo Medical Magnet High	57/64733-00-689	05/15/18	\$ 1,895,608	\$ -	
Los Angeles Unified	Los Angeles	Loyola Village Elementary	57/64733-00-690	05/15/18	\$ 561,038	\$ -	
Los Angeles Unified	Los Angeles	Theodore Roosevelt Senior High	57/64733-05-018	05/15/18	\$ 2,530,954	\$ -	
Barstow Unified	San Bernardino	Skyline North Elementary	57/67611-00-002	05/16/18	\$ 2,775,233	\$ -	
Twin Rivers Unified	Sacramento	Pacific Career and Technology High	57/76505-00-059	05/16/18	\$ 2,455,163	\$ -	
Twin Rivers Unified	Sacramento	Hazel Strauch Elementary	57/76505-00-060	05/16/18	\$ 1,475,739	\$ -	
Twin Rivers Unified	Sacramento	Sierra View Elementary	57/76505-00-061	05/16/18	\$ 662,000	\$ -	
Twin Rivers Unified	Sacramento	Pioneer Elementary	57/76505-00-062	05/16/18	\$ 1,116,763	\$ -	
Twin Rivers Unified	Sacramento	Kohler Elementary	57/76505-00-063	05/16/18	\$ 540,891	\$ -	
Coalinga-Huron Unified	Fresno	Sunset Elementary	57/62125-00-009	05/17/18	\$ 1,901,985	\$ -	
Coalinga-Huron Unified	Fresno	Henry F Bishop Elementary	57/62125-00-010	05/17/18	\$ 654,137	\$ -	
Hollister	San Benito	Gabilan Hills	57/67470-00-004	05/17/18	\$ 896,187	\$ -	
Gravenstein Union Elementary	Sonoma	Gravenstein Elementary	57/70714-00-003	05/17/18	\$ 2,144,261	\$ -	
Wasco Union Elementary	Kern	Palm Avenue Elementary	57/63842-00-004	05/21/18	\$ 949,748	\$ 633,165	
Elk Grove Unified	Sacramento	Union House Elementary	57/67314-00-026	05/21/18	\$ 1,603,056	\$ -	
Tustin Unified	Orange	Robert Heideman Elementary	57/73643-00-022	05/21/18	\$ 2,913,416	\$ -	
Konocti Unified	Lake	Konocti Education Center	57/64022-00-012	05/22/18	\$ 872,113	\$ -	
Los Angeles Unified	Los Angeles	Charles Maclay Middle	57/64733-00-691	05/22/18	\$ 2,688,503	\$ -	
Los Angeles Unified	Los Angeles	Forty-Ninth Street Elementary	57/64733-00-692	05/22/18	\$ 551,314	\$ -	
Los Angeles Unified	Los Angeles	Apperson Street Elementary	57/64733-00-693	05/22/18	\$ 838,001	\$ -	
Los Angeles Unified	Los Angeles	Los Angeles High	57/64733-00-694	05/22/18	\$ 3,975,731	\$ -	
Los Angeles Unified	Los Angeles	Garden Grove Elementary	57/64733-00-695	05/22/18	\$ 711,536	\$ -	
Round Valley Unified	Mendocino	Round Valley High	57/65607-00-001	05/22/18	\$ 1,003,579	\$ -	
Round Valley Unified	Mendocino	Round Valley Elementary	57/65607-00-002	05/22/18	\$ 1,554,144	\$ -	
Jurupa Unified	Riverside	Glen Avon Elementary	57/67090-00-015	05/22/18	\$ 3,271,033	\$ -	
Grossmont Union High	San Diego	Valhalla High	57/68130-12-001	05/22/18	\$ 424,477	\$ -	
San Dieguito Union High	San Diego	Torrey Pines High	57/68346-00-007	05/22/18	\$ 13,663,077	\$ -	
Morgan Hill Unified	Santa Clara	Paradise Valley Engineering Academy	57/69583-00-012	05/22/18	\$ 2,318,970	\$ -	
Morgan Hill Unified	Santa Clara	Paradise Valley Engineering Academy	57/69583-00-013	05/22/18	\$ 614,091	\$ -	
Oxnard	Ventura	Lemonwood Elementary	57/72538-00-028	05/24/18	\$ 818,846	\$ -	
Elk Grove Unified	Sacramento	John Reith Elementary	57/67314-00-027	05/25/18	\$ 2,635,486	\$ -	
Los Angeles Unified	Los Angeles	Emerson (Ralph Waldo) Junior M	57/64733-00-696	05/29/18	\$ 1,002,746	\$ -	
Los Angeles Unified	Los Angeles	Johnnie Cochran, Jr, Middle	57/64733-00-697	05/29/18	\$ 2,116,017	\$ -	
Los Angeles Unified	Los Angeles	North Hollywood Senior High	57/64733-22-014	05/29/18	\$ 3,567,845	\$ -	
West Covina Unified	Los Angeles	West Covina High	57/65094-00-014	05/30/18	\$ 4,443,279	\$ -	
San Juan Unified	Sacramento	Fair Oaks Elementary	57/67447-00-063	05/30/18	\$ 1,347,587	\$ -	

SFP APPLICATIONS
 Modernization School Facilities Program
 - Workload as of January 31, 2019 -

District	County	Site Name	Application Number	OPSC Date Received	Estimated State Grant (a)	Financial Hardship (b)	Notification Occurred**
Hollister	San Benito	R O Hardin Elementary	57/67470-00-005	05/30/18	\$ 4,306,262	\$ -	3/1/2018
Atascadero Unified	San Luis Obispo	Santa Margarita Elementary	57/68700-00-007	05/30/18	\$ 2,043,520	\$ -	10/8/2018
Santa Ana Unified	Orange	Washington Elementary	57/66670-00-053	05/31/18	\$ 4,236,001	\$ -	10/8/2018
Cambrian	Santa Clara	Ida Price Middle	57/69385-00-014	06/04/18	\$ 2,259,551	\$ -	11/5/2018
Cambrian	Santa Clara	Steindorf STEAM K-8 Magnet	57/69385-00-015	06/04/18	\$ 2,739,367	\$ -	1/2/2019
Cambrian	Santa Clara	Bagby Elementary	57/69385-00-016	06/04/18	\$ 410,783	\$ -	
Cambrian	Santa Clara	Farnham Elementary	57/69385-00-017	06/04/18	\$ 874,369	\$ -	
Cambrian	Santa Clara	Fammatre Elementary	57/69385-00-018	06/04/18	\$ 884,080	\$ -	3/1/2018
Dublin Unified	Alameda	Murray Elementary	57/75093-00-011	06/05/18	\$ 2,238,407	\$ -	
Clovis Unified	Fresno	Lincoln Elementary	57/62117-00-057	06/06/18	\$ 616,620	\$ -	
Dublin Unified	Alameda	Wells Middle	57/75093-00-012	06/06/18	\$ 1,048,020	\$ -	
Dublin Unified	Alameda	Wells Middle	57/75093-00-013	06/06/18	\$ 1,870,401	\$ -	
Dublin Unified	Alameda	Dublin Elementary	57/75093-00-014	06/06/18	\$ 2,924,401	\$ -	
Galt Joint Union High	Sacramento	Galt High	57/67355-00-002	06/08/18	\$ 4,162,983	\$ -	
San Bernardino City Unified	San Bernardino	San Bernardino High	57/67876-00-108	06/12/18	\$ 2,511,541	\$ -	1/2/2019
Los Angeles Unified	Los Angeles	Cienega Elementary	57/64733-00-698	06/13/18	\$ 1,370,920	\$ -	
Los Angeles Unified	Los Angeles	Canoga Park Senior High	57/64733-00-699	06/13/18	\$ 4,964,944	\$ -	
Los Angeles Unified	Los Angeles	Harrison Street Elementary	57/64733-00-700	06/13/18	\$ 1,024,516	\$ -	
Riverdale Joint Unified	Fresno	Riverdale Elementary	57/75408-00-006	06/14/18	\$ 690,356	\$ -	
Tracy Joint Unified	San Joaquin	Central Elementary	57/75499-00-012	06/14/18	\$ 2,987,345	\$ -	
Solana Beach Elementary	San Diego	Solana Highlands Elementary	57/68387-00-003	06/15/18	\$ 2,573,516	\$ -	
Barstow Unified	San Bernardino	Barstow Fine Arts Academy (formerly Barstow Inte	57/67611-00-003	06/18/18	\$ 4,053,288	\$ -	
Pleasant View Elementary	Tulare	Pleasant View Elementary	57/72058-00-002	06/18/18	\$ 1,278,676	\$ 852,451	
Twin Rivers Unified	Sacramento	Harmon Johnson Elementary	57/76505-00-064	06/19/18	\$ 4,102,973	\$ -	
Centralia Elementary	Orange	George B Miller Elementary	57/66472-00-011	06/22/18	\$ 332,218	\$ -	
Centralia Elementary	Orange	Raymond Temple Elementary	57/66472-00-012	06/22/18	\$ 687,831	\$ -	
Grossmont Union High	San Diego	El Cajon Valley High	57/68130-00-028	06/22/18	\$ 3,143,831	\$ -	
Sweetwater Union High	San Diego	Bonita Vista Middle	57/68411-00-049	06/25/18	\$ 1,419,295	\$ -	
San Marcos Unified	San Diego	La Costa Meadows Elementary	57/73791-00-008	06/25/18	\$ 4,494,708	\$ -	
Colton Joint Unified	San Bernardino	Michael D'Arcy Elementary	57/67686-00-025	06/26/18	\$ 607,820	\$ -	
San Ramon Valley Unified	Contra Costa	California High	57/61804-00-034	06/28/18	\$ 3,194,794	\$ -	
Clovis Unified	Fresno	Alta Sierra Intermediate	57/62117-00-058	06/28/18	\$ 4,357,733	\$ -	
Santa Ana Unified	Orange	Garfield Elementary	57/66670-00-054	06/28/18	\$ 3,245,002	\$ -	
Grossmont Union High	San Diego	West Hills High	57/68130-00-029	06/28/18	\$ 6,613,614	\$ -	
Rescue Union Elementary	El Dorado	Lake Forest Elementary	57/61978-00-004	06/29/18	\$ 1,988,626	\$ -	
Western Placer Unified	Placer	Glen Edwards Middle	57/66951-00-003	06/29/18	\$ 5,187,814	\$ -	
Wright Elementary	Sonoma	J X Wilson Elementary	57/71035-00-003	07/03/18	\$ 290,190	\$ -	
Hydesville Elementary	Humboldt	Hydesville Elementary	57/62885-00-001	07/06/18	\$ 259,295	\$ -	
Elk Grove Unified	Sacramento	Samuel Jackman Middle	57/67314-00-028	07/09/18	\$ 3,294,373	\$ -	
Elk Grove Unified	Sacramento	Eddy Middle School	57/67314-00-029	07/09/18	\$ 4,124,718	\$ -	
Elk Grove Unified	Sacramento	David Reese Elementary	57/67314-00-030	07/09/18	\$ 1,585,986	\$ -	
Elk Grove Unified	Sacramento	Jackson Elementary	57/67314-00-031	07/09/18	\$ 1,792,428	\$ -	
Elk Grove Unified	Sacramento	Florin Elementary	57/67314-00-032	07/10/18	\$ 2,821,509	\$ -	
Los Angeles Unified	Los Angeles	Dodson Middle School	57/64733-20-020	07/11/18	\$ 2,394,270	\$ -	
Muroc Joint Unified	Kern	Boron Junior-Senior High	57/63685-00-010	07/12/18	\$ 3,108,287	\$ -	
Del Norte County Unified	Del Norte	Joe Hamilton Elementary	57/61820-00-007	07/13/18	\$ 500,295	\$ -	

SFP APPLICATIONS
 Modernization School Facilities Program
 - Workload as of January 31, 2019 -

District	County	Site Name	Application Number	OPSC Date Received	Estimated State Grant (a)	Financial Hardship (b)	Notification Occurred**
Golden Plains Unified	Fresno	San Joaquin Elementary	57/75234-00-007	07/13/18	\$ 3,776,997	\$ -	
Imperial County Office of Education	Imperial	De Anza 9th Grade Academy	57/10132-00-002	07/16/18	\$ 319,723	\$ 213,149	
Elk Grove Unified	Sacramento	Florin High	57/67314-00-033	07/16/18	\$ 6,021,182	\$ -	
Solana Beach Elementary	San Diego	Skyline Elementary	57/68387-00-004	07/17/18	\$ 591,537	\$ -	
Firebaugh-Las Deltas Unified	Fresno	Firebaugh Middle	57/73809-00-006	07/17/18	\$ 513,079	\$ -	
Norwalk-La Mirada Unified	Los Angeles	Los Alisos Middle	57/64840-00-031	07/18/18	\$ 1,508,943	\$ -	
Fountain Valley Elementary	Orange	Masuda (Kazuo) Middle	57/66498-00-012	07/19/18	\$ 2,829,122	\$ -	
La Honda-Pescadero Unified	San Mateo	La Honda Elementary	57/68940-00-001	07/19/18	\$ 769,626	\$ -	
Sequoia Union High	San Mateo	Sequoia High	57/69062-00-038	07/19/18	\$ 2,850,756	\$ -	
Franklin-McKinley Elementary	Santa Clara	Windmill Springs Elementary	57/69450-00-011	07/19/18	\$ 2,646,603	\$ -	
Franklin-McKinley Elementary	Santa Clara	Windmill Springs Elementary	57/69450-00-012	07/19/18	\$ 577,483	\$ -	
Torrance Unified	Los Angeles	Edward J Richardson Middle	57/65060-00-046	07/20/18	\$ 855,104	\$ -	
Ocean View Elementary	Orange	Westmont Elementary	57/66613-00-023	07/20/18	\$ 148,414	\$ -	
William S. Hart Union High	Los Angeles	Sierra Vista Junior High	57/65136-00-011	07/24/18	\$ 121,354	\$ -	
Fullerton Joint Union High	Orange	La Habra High	57/66514-00-021	07/24/18	\$ 964,915	\$ -	
Atascadero Unified	San Luis Obispo	Atascadero High	57/68700-00-008	07/24/18	\$ 1,343,650	\$ -	
Fairfield-Suisun Unified	Solano	Fairview Elementary	57/70540-00-018	07/24/18	\$ 2,802,793	\$ -	
Fairfield-Suisun Unified	Solano	Grange Middle	57/70540-00-019	07/24/18	\$ 1,245,177	\$ -	
Dublin Unified	Alameda	Dublin Elementary	57/75093-00-015	07/24/18	\$ 1,034,478	\$ -	
Norwalk-La Mirada Unified	Los Angeles	Arlie F Hutchinson Middle	57/64840-00-032	07/26/18	\$ 790,339	\$ -	
Norwalk-La Mirada Unified	Los Angeles	Gardenhill Elementary	57/64840-00-033	07/26/18	\$ 197,889	\$ -	
Garden Grove Unified	Orange	Merton E Hill Elementary	57/66522-00-087	07/26/18	\$ 228,917	\$ -	
Garden Grove Unified	Orange	C C Violette Elementary	57/66522-00-088	07/26/18	\$ 697,426	\$ -	
Garden Grove Unified	Orange	Heritage Elementary	57/66522-00-089	07/26/18	\$ 794,110	\$ -	
Oxnard Elementary	Ventura	Elm Street Elementary	57/72538-00-029	07/27/18	\$ 404,879	\$ -	
Oxnard Elementary	Ventura	McKinna Elementary	57/72538-00-030	07/27/18	\$ 467,912	\$ -	
Healdsburg Unified	Sonoma	Healdsburg Junior High	57/75390-00-003	07/30/18	\$ 2,573,598	\$ -	
Healdsburg Unified	Sonoma	Healdsburg High	57/75390-00-004	07/30/18	\$ 5,546,148	\$ -	
Barstow Unified	San Bernardino	Barstow Junior High	57/67611-00-004	07/31/18	\$ 5,061,294	\$ -	1/2/2019
Natomas Unified	Sacramento	Jefferson Elementary	57/75283-00-005	07/31/18	\$ 2,663,525	\$ -	
Los Angeles Unified	Los Angeles	Walnut Park Elementary	57/64733-00-701	08/01/18	\$ 454,404	\$ -	
Los Angeles Unified	Los Angeles	Fairfax Senior High	57/64733-00-702	08/01/18	\$ 1,160,178	\$ -	
Anaheim Union High	Orange	John F Kennedy High	57/66431-00-018	08/02/18	\$ 1,533,622	\$ -	
Anaheim Union High	Orange	John F Kennedy High	57/66431-00-019	08/02/18	\$ 1,942,357	\$ -	
Exeter Unified	Tulare	Wilson Middle	57/76836-00-001	08/02/18	\$ 988,148	\$ -	
Konocti Unified	Lake	Lower Lake Elementary	57/64022-00-013	08/06/18	\$ 2,618,613	\$ -	
Pomona Unified	Los Angeles	Alcott Elementary	57/64907-00-032	08/06/18	\$ 583,195	\$ -	
Pomona Unified	Los Angeles	Washington Elementary	57/64907-00-033	08/07/18	\$ 1,677,895	\$ -	
Newcastle Elementary	Placer	Newcastle Elementary	57/66852-00-002	08/07/18	\$ 756,513	\$ 504,342	
Los Nietos Elementary	Los Angeles	Los Nietos Middle	57/64758-00-005	08/08/18	\$ 4,492,891	\$ -	
Whittier City Elementary	Los Angeles	Walter F Dexter Middle	57/65110-00-014	08/08/18	\$ 4,321,829	\$ -	
Saddleback Valley Unified	Orange	Portola Hills Elementary	57/73635-00-040	08/08/18	\$ 4,443,161	\$ -	
Berkeley Unified	Alameda	John Muir Elementary	57/61143-00-018	08/09/18	\$ 2,594,312	\$ -	
Chico Unified	Butte	Neal Dow Elementary	57/61424-00-006	08/10/18	\$ 2,038,050	\$ -	
Chico Unified	Butte	Marigold Elementary	57/61424-00-007	08/10/18	\$ 2,585,715	\$ -	
Chico Unified	Butte	Loma Vista	57/61424-00-008	08/10/18	\$ 246,682	\$ -	

SFP APPLICATIONS
 Modernization School Facilities Program
 - Workload as of January 31, 2019 -

District	County	Site Name	Application Number	OPSC Date Received	Estimated State Grant (a)	Financial Hardship (b)	Notification Occurred**
Chico Unified	Butte	Shasta Elementary	57/61424-00-009	08/10/18	\$ 2,133,364	\$ -	
San Antonio Union Elementary	Monterey	San Antonio Elementary	57/66167-00-002	08/13/18	\$ 196,390	\$ -	
Fruitvale Elementary	Kern	Discovery Elementary	57/63479-00-003	08/14/18	\$ 3,053,627	\$ -	
Fruitvale Elementary	Kern	Quailwood Elementary	57/63479-00-004	08/14/18	\$ 98,944	\$ -	
Fruitvale Elementary	Kern	Fruitvale Junior High	57/63479-00-005	08/14/18	\$ 944,020	\$ -	
Roberts Ferry Union Elementary	Stanislaus	Roberts Ferry Union Elementary	57/71233-00-002	08/15/18	\$ 53,085	\$ 35,390	
Los Angeles Unified	Los Angeles	Widney (Joseph Pomeroy) High	58/64733-00-004*	08/15/18	\$ 464,881	\$ -	
Willows Unified	Glenn	Willows Intermediate	57/62661-00-006	08/17/18	\$ 587,603	\$ -	
Willows Unified	Glenn	Murdock Elementary	57/62661-00-007	08/17/18	\$ 2,003,968	\$ -	
Santa Ana Unified	Orange	George Washington Carver Elementary	57/66670-00-055	08/17/18	\$ 2,972,873	\$ -	
Irvine Unified	Orange	Canyon View Elementary	57/73650-00-032	08/17/18	\$ 1,671,074	\$ -	
Hughson Unified	Stanislaus	Emilie J Ross Middle	57/75549-00-004	08/17/18	\$ 422,593	\$ -	
Hughson Unified	Stanislaus	Hughson Elementary	57/75549-00-005	08/17/18	\$ 1,813,478	\$ -	
Central Union Elementary	Kings	Akers Elementary	57/63883-00-001	08/22/18	\$ 3,604,760	\$ 2,403,173	
Central Union Elementary	Kings	R J Neutra Elementary	57/63883-00-002	08/22/18	\$ 334,924	\$ 223,283	
Central Union Elementary	Kings	Central Elementary	57/63883-00-003	08/22/18	\$ 210,870	\$ 140,580	
Central Union Elementary	Kings	Stratford Elementary	57/63883-00-004	08/22/18	\$ 204,582	\$ 136,388	
San Dieguito Union High	San Diego	San Dieguito High Academy	57/68346-00-008	08/23/18	\$ 5,284,508	\$ -	
Ballico-Cressey Elementary	Merced	Ballico Elementary	57/65649-00-001	08/24/18	\$ 1,457,146	\$ 971,431	
Ballico-Cressey Elementary	Merced	Cressey Elementary	57/65649-00-002	08/24/18	\$ 796,291	\$ 530,861	
Huntington Beach City Elementary	Orange	Ralph E Hawes Elementary	57/66530-00-019	08/24/18	\$ 878,806	\$ -	
Tahoe-Truckee Unified	Placer	Kings Beach Elementary	57/66944-00-015	08/29/18	\$ 1,334,568	\$ -	
Irvine Unified	Orange	Meadow Park Elementary	57/73650-00-033	08/29/18	\$ 2,526,142	\$ -	
Lake Elementary	Glenn	Lake Elementary	57/62596-00-002	08/30/18	\$ 199,611	\$ 133,074	
Rescue Union Elementary	El Dorado	Marina Village Middle	57/61978-00-005	08/31/18	\$ 3,517,807	\$ -	
Nevada Joint Union High	Nevada	Bear River High	57/66357-00-011	08/31/18	\$ 1,701,785	\$ -	
Nevada Joint Union High	Nevada	Nevada Union High	57/66357-00-012	08/31/18	\$ 2,688,984	\$ -	
Galt Joint Union High	Sacramento	Galt High	57/67355-00-003	09/04/18	\$ 6,409,302	\$ -	
Golden Plains Unified	Fresno	Tranquillity Elementary	57/75234-00-008	09/04/18	\$ 292,319	\$ -	
Anaheim Union High	Orange	Dale Junior High	57/66431-00-020	09/05/18	\$ 2,140,488	\$ -	
Alta Loma Elementary	San Bernardino	Hermosa Elementary	57/67595-00-007	09/05/18	\$ 2,690,494	\$ -	
Alta Loma Elementary	San Bernardino	Deer Canyon Elementary	57/67595-00-008	09/05/18	\$ 2,877,659	\$ -	
Central Union High	Imperial	Southwest High	57/63115-00-004	09/06/18	\$ 1,517,899	\$ -	1/16/2018
Robla Elementary	Sacramento	Main Avenue Elementary	57/67421-00-002	09/06/18	\$ 1,349,608	\$ -	1/16/2018
Campbell Union High	Santa Clara	Branham High	57/69401-00-022	09/06/18	\$ 1,886,758	\$ -	
Jacoby Creek Elementary	Humboldt	Jacoby Creek	57/62893-00-002	09/07/18	\$ 226,432	\$ 150,955	
Twin Rivers Unified	Sacramento	Vineland Elementary	57/76505-00-065	09/07/18	\$ 987,407	\$ -	
Clovis Unified	Fresno	Liberty Elementary	57/62117-00-059	09/10/18	\$ 2,193,297	\$ -	
Ripon Unified	San Joaquin	Colony Oak Elementary	57/68650-00-004	09/10/18	\$ 2,462,491	\$ -	
South San Francisco Unified	San Mateo	Westborough Middle	57/69070-00-020	09/12/18	\$ 304,412	\$ -	
Gilroy Unified	Santa Clara	Gilroy High	57/69484-00-009	09/12/18	\$ 919,980	\$ -	
Anaheim Union High	Orange	Savanna High	57/66431-00-022	09/13/18	\$ 3,673,572	\$ -	
Tahoe-Truckee Unified	Placer	Donner Trail Elementary	57/66944-00-016	09/13/18	\$ 326,254	\$ -	
Berkeley Unified	Alameda	Berkeley High	57/61143-00-019	09/14/18	\$ 17,680,064	\$ -	
Berkeley Unified	Alameda	Jefferson Elementary	57/61143-00-020	09/14/18	\$ 841,012	\$ -	
Burbank Unified	Los Angeles	George Washington Elementary	57/64337-00-021	09/14/18	\$ 565,643	\$ -	9/4/2018

SFP APPLICATIONS
 Modernization School Facilities Program
 - Workload as of January 31, 2019 -

District	County	Site Name	Application Number	OPSC Date Received	Estimated State Grant (a)	Financial Hardship (b)	Notification Occurred**
Burbank Unified	Los Angeles	Theodore Roosevelt Elementary	57/64337-00-022	09/14/18	\$ 1,282,669	\$ -	
Castro Valley Unified	Alameda	Canyon Middle	57/61150-00-025	09/17/18	\$ 1,369,317	\$ -	
Colton Joint Unified	San Bernardino	Colton Middle	57/67686-00-026	09/17/18	\$ 2,585,057	\$ -	
Franklin-McKinley Elementary	Santa Clara	G W Hellyer Elementary	57/69450-00-013	09/17/18	\$ 1,394,725	\$ -	
Washington Colony Elementary	Fresno	Washington Colony Elementary	57/62513-00-002	09/18/18	\$ 169,187	\$ 112,791	
Elk Grove Unified	Sacramento	Union House Elementary	57/67314-00-034	09/18/18	\$ 1,338,228	\$ -	
Kings River Union Elementary	Tulare	Kings River Elementary	57/71969-00-002	09/18/18	\$ 192,184	\$ 128,122	
Anaheim Union High	Orange	Oxford Academy	57/66431-00-023	09/19/18	\$ 2,216,299	\$ -	
Twin Rivers Unified	Sacramento	Frederick Joyce Elementary	57/76505-00-066	09/19/18	\$ 3,874,280	\$ -	
Yuba County Office of Education	Yuba	Goldfield School (Sdl)	57/10587-00-003	09/20/18	\$ 367,576	\$ 245,051	
Live Oak Unified	Sutter	Live Oak Middle	57/71399-00-002	09/21/18	\$ 1,003,548	\$ -	
Live Oak Unified	Sutter	Luther Elementary	57/71399-00-003	09/21/18	\$ 610,682	\$ -	
Clear Creek Elementary	Nevada	Clear Creek Elementary	57/66324-00-002	09/24/18	\$ 39,656	\$ 26,437	9/4/2018
Anaheim Elementary	Orange	Marshall (John) Elementary	57/66423-00-032	09/24/18	\$ 8,260,797	\$ -	9/4/2018
Berkeley Unified	Alameda	Willard Middle	57/61143-00-021	09/25/18	\$ 1,854,825	\$ -	
Monroe Elementary	Fresno	Monroe Elementary	57/62323-00-001	09/25/18	\$ 153,017	\$ 102,011	
Lakeport Unified	Lake	Terrace Middle	57/64030-00-009	09/25/18	\$ 1,743,589	\$ -	
Fairfield-Suisun Unified	Solano	Dan O Root Elementary	57/70540-00-020	09/25/18	\$ 3,261,347	\$ -	
Riverside Unified	Riverside	Polytechnic High	57/67215-00-035	09/26/18	\$ 3,692,426	\$ -	3/1/2018
Pomona Unified	Los Angeles	Diamond Point Elementary	57/64907-00-034	09/27/18	\$ 468,070	\$ -	
Pomona Unified	Los Angeles	Montvue Elementary	57/64907-00-035	09/27/18	\$ 472,591	\$ -	
Folsom-Cordova Unified	Sacramento	Oak Chan Elementary	57/67330-21-006	09/28/18	\$ 2,362,326	\$ -	
Ripon Unified	San Joaquin	Weston Elementary	57/68650-00-005	09/28/18	\$ 2,288,270	\$ -	
Roseville Joint Union High	Placer	Oakmont High	57/66928-00-004	10/01/18	\$ 2,152,365	\$ -	
San Ramon Valley Unified	Contra Costa	Montevideo Elementary	57/61804-00-035	10/02/18	\$ 2,858,942	\$ -	
Norwalk-La Mirada Unified	Los Angeles	Norwalk High	57/64840-00-034	10/03/18	\$ 1,726,535	\$ -	
San Ramon Valley Unified	Contra Costa	Green Valley Elementary	57/61804-00-036	10/04/18	\$ 3,312,817	\$ -	
Grossmont Union High	San Diego	Grossmont High	57/68130-00-030	10/05/18	\$ 3,110,103	\$ -	
Grossmont Union High	San Diego	Helix High	57/68130-00-031	10/08/18	\$ 3,895,700	\$ -	
Alameda Unified	Alameda	Edison Elementary	57/61119-00-020	10/09/18	\$ 974,685	\$ -	
San Ramon Valley Unified	Contra Costa	Golden View Elementary	57/61804-00-037	10/09/18	\$ 3,191,788	\$ -	
Westside Elementary	Fresno	Westside Elementary	57/62547-00-001	10/09/18	\$ 160,144	\$ 106,763	
Compton Unified	Los Angeles	Centennial High	57/73437-01-042	10/10/18	\$ 855,992	\$ -	
Compton Unified	Los Angeles	Domiguez High	57/73437-01-043	10/10/18	\$ 1,833,817	\$ -	
San Ramon Valley Unified	Contra Costa	Rancho Romero Elementary	57/61804-00-038	10/12/18	\$ 659,074	\$ -	
Alvina Elementary	Fresno	Alvina Elementary Charter	57/61994-00-001	10/12/18	\$ 125,412	\$ 83,608	
Grossmont Union High	San Diego	Granite Hills High	57/68130-00-032	10/12/18	\$ 1,031,181	\$ -	
San Marcos Unified	San Diego	San Marcos Middle	57/73791-00-009	10/15/18	\$ 2,917,239	\$ -	
Alview-Dairyland Union Elementary	Madera	Alview Elementary	57/65177-00-003	10/16/18	\$ 126,175	\$ 84,116	
Alview-Dairyland Union Elementary	Madera	Dairyland Elementary	57/65177-00-004	10/16/18	\$ 137,620	\$ 91,747	
San Diego Unified	San Diego	Logan K-8	57/68338-00-231	10/16/18	\$ 2,655,019	\$ -	
Nevada Joint Union High	Nevada	Bear River High	57/66357-00-013	10/17/18	\$ 894,488	\$ -	
Nevada Joint Union High	Nevada	Bear River High	57/66357-00-014	10/17/18	\$ 1,538,138	\$ -	
Anaheim Union High	Orange	Polaris High (Alternative)	57/66431-00-024	10/17/18	\$ 3,621,798	\$ -	
Visalia Unified	Tulare	Ivanhoe Elementary	57/72256-00-027	10/17/18	\$ 2,980,599	\$ -	
Visalia Unified	Tulare	Washington Elementary	57/72256-00-028	10/17/18	\$ 1,855,395	\$ -	

SFP APPLICATIONS
 Modernization School Facilities Program
 - Workload as of January 31, 2019 -

District	County	Site Name	Application Number	OPSC Date Received	Estimated State Grant (a)	Financial Hardship (b)	Notification Occurred**
Visalia Unified	Tulare	Crowley Elementary	57/72256-00-029	10/17/18	\$ 3,280,063	\$ -	
Contra Costa County Office of Education	Contra Costa	Liberty High	57/10074-00-004	10/18/18	\$ 160,969	\$ 107,312	
Chicago Park Elementary	Nevada	Chicago Park Elementary	57/66316-00-002	10/18/18	\$ 21,527	\$ 14,351	
Chicago Park Elementary	Nevada	Chicago Park Community Charter	57/66316-00-003	10/18/18	\$ 42,717	\$ 28,478	
Rescue Union Elementary	El Dorado	Green Valley Elementary	57/61978-00-006	10/22/18	\$ 2,690,494	\$ -	
Alta Loma Elementary	San Bernardino	Vineyard Junior High	57/67595-00-009	10/22/18	\$ 3,973,736	\$ -	
Alta Loma Elementary	San Bernardino	Victoria Groves Elementary	57/67595-00-010	10/23/18	\$ 2,716,628	\$ -	
Long Beach Unified	Los Angeles	Webster Elementary	57/64725-00-022	10/24/18	\$ 4,070,543	\$ -	
Davis Joint Unified	Yolo	Cesar Chavez Elementary	57/72678-00-015	10/24/18	\$ 1,251,636	\$ -	
Lafayette Elementary	Contra Costa	M H Stanley Middle	57/61713-00-005	10/25/18	\$ 3,057,118	\$ -	
Lafayette Elementary	Contra Costa	Lafayette Elementary	57/61713-00-006	10/25/18	\$ 201,590	\$ -	
Lafayette Elementary	Contra Costa	Happy Valley Elementary	57/61713-00-007	10/25/18	\$ 802,496	\$ -	
Long Beach Unified	Los Angeles	Mann Elementary	57/64725-00-023	10/25/18	\$ 1,187,052	\$ -	
Long Beach Unified	Los Angeles	Lindsey Academy	57/64725-00-024	10/25/18	\$ 2,263,506	\$ -	
Long Beach Unified	Los Angeles	Garfield Elementary	57/64725-00-025	10/25/18	\$ 2,719,384	\$ -	
Long Beach Unified	Los Angeles	Stephens Middle	57/64725-00-026	10/25/18	\$ 3,365,831	\$ -	
Long Beach Unified	Los Angeles	Rogers Middle	57/64725-00-027	10/25/18	\$ 1,501,644	\$ -	
Long Beach Unified	Los Angeles	Lowell Elementary	57/64725-00-028	10/25/18	\$ 6,454,309	\$ -	
Long Beach Unified	Los Angeles	Kettering Elementary	57/64725-00-029	10/25/18	\$ 2,974,945	\$ -	
Long Beach Unified	Los Angeles	Jefferson Leadership Academies	57/64725-00-030	10/25/18	\$ 10,307,408	\$ -	
Long Beach Unified	Los Angeles	McKinley Elementary	57/64725-00-031	10/25/18	\$ 4,860,576	\$ -	
Napa Valley Unified	Napa	River Charter	57/66266-00-031	10/25/18	\$ 725,438	\$ -	
Cupertino Union	Santa Clara	John F Kennedy Middle	57/69419-00-030	10/26/18	\$ 1,171,653	\$ -	
Sylvan Union Elementary	Stanislaus	Orchard Elementary	57/71290-00-009	10/26/18	\$ 2,920,825	\$ -	
Sylvan Union Elementary	Stanislaus	Sylvan Elementary	57/71290-00-010	10/26/18	\$ 2,914,989	\$ -	
Castro Valley Unified	Alameda	Castro Valley High	57/61150-00-026	10/29/18	\$ 2,534,802	\$ -	
Dixie Elementary	Marin	Dixie Elementary	57/65318-00-005	10/29/18	\$ 1,046,163	\$ -	
Dixie Elementary	Marin	Mary E Silveira Elementary	57/65318-00-006	10/29/18	\$ 1,672,947	\$ -	
Dixie Elementary	Marin	Vallecito Elementary	57/65318-00-007	10/29/18	\$ 2,100,176	\$ -	
Grossmont Union High	San Diego	Monte Vista High	57/68130-00-033	10/29/18	\$ 182,570	\$ -	
Monterey Peninsula Unified	Monterey	Central Coast High	57/66092-00-027	10/30/18	\$ 753,791	\$ -	
Orange Unified	Orange	Orange High	57/66621-00-054	10/30/18	\$ 4,111,981	\$ -	
Tahoe-Truckee Unified	Placer	Truckee Elementary	57/66944-00-017	10/30/18	\$ 2,843,377	\$ -	
South San Francisco Unified	San Mateo	Junipero Serra Elementary	57/69070-00-021	10/30/18	\$ 719,036	\$ -	
Coalinga-Huron Unified	Fresno	Coalinga High	57/62125-00-011	10/31/18	\$ 2,081,923	\$ -	
Central Union High	Imperial	Central Union High	57/63115-00-005	10/31/18	\$ 7,303,418	\$ 4,868,945	
McSwain Union Elementary	Merced	McSwain Elementary	57/65763-00-004	10/31/18	\$ 1,413,052	\$ 942,035	
San Juan Unified	Sacramento	Dyer-Kelly Elementary	57/67447-00-064	10/31/18	\$ 941,416	\$ -	
San Juan Unified	Sacramento	Greer Elementary	57/67447-00-065	10/31/18	\$ 731,760	\$ -	
San Ramon Valley Unified	Contra Costa	Vista Grande Elementary	57/61804-00-039	11/01/18	\$ 650,568	\$ -	
Centralia Elementary	Orange	Buena Terra Elementary	57/66472-00-013	11/02/18	\$ 102,941	\$ -	
Corcoran Joint Unified	Kings	Corcoran High	57/63891-00-013	11/05/18	\$ 1,150,070	\$ -	
Long Beach Unified	Los Angeles	Lakewood High	57/64725-00-032	11/06/18	\$ 2,119,315	\$ -	
Long Beach Unified	Los Angeles	Riley Elementary	57/64725-00-033	11/06/18	\$ 5,656,656	\$ -	
Long Beach Unified	Los Angeles	MacArthur Elementary	57/64725-00-034	11/06/18	\$ 4,787,307	\$ -	
Caruthers Unified	Fresno	Caruthers Elementary	57/75598-00-004	11/06/18	\$ 4,296,680	\$ -	

SFP APPLICATIONS
 Modernization School Facilities Program
 - Workload as of January 31, 2019 -

District	County	Site Name	Application Number	OPSC Date Received	Estimated State Grant (a)	Financial Hardship (b)	Notification Occurred**
Clovis Unified	Fresno	Clovis East High	57/62117-00-060	11/07/18	\$ 4,150,531	\$ -	
Clovis Unified	Fresno	Reyburn Intermediate	57/62117-00-061	11/07/18	\$ 2,134,400	\$ -	
Carpinteria Unified	Santa Barbara	Carpinteria Senior High	57/69146-00-005	11/08/18	\$ 2,701,648	\$ -	
Carpinteria Unified	Santa Barbara	Carpinteria Senior High	57/69146-00-006	11/08/18	\$ 4,918,787	\$ -	
Fairfield-Suisun Unified	Solano	E Ruth Sheldon Academy of Innovative Learning	57/70540-00-021	11/08/18	\$ 2,257,059	\$ -	
Jurupa Unified	Riverside	West Riverside Elementary	57/67090-00-016	11/09/18	\$ 3,725,685	\$ -	
Val Verde Unified	Riverside	Rancho Verde High	57/75242-00-003	11/09/18	\$ 12,507,420	\$ -	
Galt Joint Union Elementary	Sacramento	Valley Oaks Elementary	57/67348-00-002	11/13/18	\$ 3,144,369	\$ -	
Mountain View Whisman	Santa Clara	Gabriela Mistral Elementary	57/69591-00-005	11/13/18	\$ 2,919,174	\$ -	
Centralia Elementary	Orange	Danbrook Elementary	57/66472-00-014	11/14/18	\$ 193,776	\$ -	
Santa Ana Unified	Orange	Valley High	57/66670-00-056	11/14/18	\$ 2,414,147	\$ -	
Western Placer Unified	Placer	Lincoln High	57/66951-00-004	11/14/18	\$ 5,731,319	\$ -	
San Rafael City High	Marin	San Rafael High	57/65466-00-005	11/16/18	\$ 1,721,260	\$ -	
Chino Valley Unified	San Bernardino	Oak Ridge Elementary	57/67678-00-024	11/16/18	\$ 3,248,313	\$ -	
Chino Valley Unified	San Bernardino	Gerald F Litel Elementary	57/67678-00-025	11/16/18	\$ 2,769,885	\$ -	
Chino Valley Unified	San Bernardino	Howard Cattle Elementary	57/67678-00-026	11/16/18	\$ 3,393,365	\$ -	
Carpinteria Unified	Santa Barbara	Carpinteria Senior High	57/69146-00-007	11/16/18	\$ 728,598	\$ -	
Cutler-Orosi Joint Unified	Tulare	Cutler Elementary	57/71860-00-013	11/19/18	\$ 2,648,382	\$ -	
Twin Rivers Unified	Sacramento	Creative Connections Arts Academy	57/76505-00-067	11/19/18	\$ 214,532	\$ -	
Long Beach Unified	Los Angeles	Cleveland Elementary	57/64725-00-035	11/20/18	\$ 1,198,670	\$ -	
Long Beach Unified	Los Angeles	Longfellow Elementary	57/64725-00-036	11/20/18	\$ 1,748,164	\$ -	
Carpinteria Unified	Santa Barbara	Aliso Elementary	57/69146-00-008	11/20/18	\$ 491,094	\$ -	
Ramona City Unified	San Diego	James Dukes Elementary	57/68304-00-005	11/26/18	\$ 347,419	\$ 231,613	
Ramona City Unified	San Diego	Barnett Elementary	57/68304-00-006	11/26/18	\$ 347,419	\$ 231,613	
Ramona City Unified	San Diego	Olive Peirce Middle	57/68304-00-007	11/26/18	\$ 653,129	\$ 435,420	
Ramona City Unified	San Diego	Mt Woodson Elementary	57/68304-00-008	11/26/18	\$ 387,631	\$ 258,420	
Lucia Mar Unified	San Luis Obispo	Arroyo Grande High	57/68759-00-013	11/27/18	\$ 1,978,891	\$ -	
West Contra Costa Unified	Contra Costa	Helms Middle	57/61796-00-052	11/28/18	\$ 4,133,414	\$ -	
William S. Hart Union High	Los Angeles	William S Hart High	57/65136-00-012	11/29/18	\$ 6,141,672	\$ -	
Carpinteria Unified	Santa Barbara	Canalino Elementary	57/69146-00-009	11/29/18	\$ 3,842,590	\$ -	
Ocean View	Ventura	Ocean View Junior High	57/72512-00-005	11/29/18	\$ 1,787,081	\$ -	
Charter Oak Unified	Los Angeles	Willow Elementary	57/64378-00-012	11/30/18	\$ 903,779	\$ -	
San Juan Unified	Sacramento	Ottomon Way Elementary	57/67447-00-066	12/03/18	\$ 1,837,923	\$ -	
San Juan Unified	Sacramento	Carrriage Drive Elementary	57/67447-00-067	12/03/18	\$ 2,938,487	\$ -	
San Juan Unified	Sacramento	Twin Lakes Elementary	57/67447-00-068	12/03/18	\$ 2,502,662	\$ -	
Big Springs Union Elementary	Siskiyou	Big Springs Elementary	57/70185-00-002	12/03/18	\$ 587,555	\$ 391,703	
Inglewood Unified	Los Angeles	Monroe (Albert F) Magnet Middle School	57/64634-00-003	12/04/18	\$ 2,832,675	\$ -	
San Rafael City High	Marin	Terra Linda High	57/65466-00-006	12/04/18	\$ 2,142,720	\$ -	
Kings Canyon Joint Unified	Fresno	Jefferson Elementary	57/62265-00-025	12/05/18	\$ 1,871,766	\$ -	
Kings Canyon Joint Unified	Fresno	Dunlap Elementary	57/62265-00-026	12/05/18	\$ 1,162,498	\$ -	
Lafayette Elementary	Contra Costa	Springhill Elementary	57/61713-00-008	12/06/18	\$ 504,351	\$ -	
Chino Valley Unified	San Bernardino	Ruben S Ayala High	57/67678-00-027	12/06/18	\$ 2,428,639	\$ -	
Los Angeles Unified	Los Angeles	Reseda High	57/64733-39-009	12/10/18	\$ 948,526	\$ -	
Los Angeles Unified	Los Angeles	Wilshire Crest Elementary	57/64733-31-008	12/11/18	\$ 1,707,891	\$ -	
Newport-Mesa Unified	Orange	Mariners Elementary	57/66597-00-043	12/12/18	\$ 853,087	\$ -	
Alta Loma Elementary	San Bernardino	Floyd M Stork Elementary	57/67595-00-011	12/12/18	\$ 3,041,428	\$ -	

SFP APPLICATIONS
 Modernization School Facilities Program
 - Workload as of January 31, 2019 -

District	County	Site Name	Application Number	OPSC Date Received	Estimated State Grant (a)	Financial Hardship (b)	Notification Occurred**
Alta Loma Elementary	San Bernardino	Floyd M Stork Elementary	57/67595-00-012	12/12/18	\$ 2,899,744	\$ -	
San Francisco Unified	San Francisco	Wells (Ida B) High	57/68478-63-005	12/13/18	\$ 1,522,603	\$ -	
Konocti Unified	Lake	Konocti Education Center	57/64022-00-014	12/17/18	\$ 666,518	\$ -	
Los Angeles Unified	Los Angeles	Lassen Elementary	57/64733-00-703	12/17/18	\$ 906,125	\$ -	
Monterey Peninsula Unified	Monterey	Seaside High	57/66092-00-028	12/17/18	\$ 420,057	\$ -	
East Side Union High	Santa Clara	James Lick High	57/69427-00-036	12/17/18	\$ 204,961	\$ -	
Monterey Peninsula Unified	Monterey	Seaside High	58/66092-00-006	12/17/18	\$ 1,375,598	\$ -	
Santa Monica-Malibu Unified	Los Angeles	Franklin Elementary	57/64980-00-016	12/18/18	\$ 604,818	\$ -	
Campbell Union High	Santa Clara	Westmont High	57/69401-00-023	12/18/18	\$ 441,170	\$ -	
Santa Monica-Malibu Unified	Los Angeles	Webster Elementary	57/64980-00-017	12/19/18	\$ 146,832	\$ -	
Santa Monica-Malibu Unified	Los Angeles	Roosevelt Elementary	57/64980-00-018	12/19/18	\$ 733,608	\$ -	
Santa Monica-Malibu Unified	Los Angeles	McKinley Elementary	57/64980-00-019	12/19/18	\$ 359,546	\$ -	
Tahoe-Truckee Unified	Placer	Tahoe Lake Elementary	57/66944-00-018	12/19/18	\$ 742,372	\$ -	
Solvang Elementary	Santa Barbara	Solvang Elementary	57/69336-00-003	12/20/18	\$ 686,194	\$ -	
Ontario-Montclair	San Bernardino	Euclid Elementary	57/67819-00-031	12/21/18	\$ 306,982	\$ -	
Ontario-Montclair	San Bernardino	Lehigh Elementary	57/67819-00-032	12/21/18	\$ 1,222,986	\$ -	
Ontario-Montclair	San Bernardino	Central Language Academy	57/67819-00-033	12/21/18	\$ 2,554,618	\$ -	
Santa Barbara Unified	Santa Barbara	McKinley Elementary	57/76786-00-010	12/21/18	\$ 2,115,033	\$ -	3/1/2018
Santa Barbara Unified	Santa Barbara	San Marcos Senior High	57/76786-00-011	12/21/18	\$ 1,017,157	\$ -	
Banning Unified	Riverside	Banning High	57/66985-00-006	12/24/18	\$ 7,016,067	\$ -	
Liberty Union High	Contra Costa	Liberty High	57/61721-00-003	12/26/18	\$ 2,120,240	\$ -	
Los Angeles Unified	Los Angeles	Kenter Canyon Elementary	57/64733-47-011	12/26/18	\$ 2,840,465	\$ -	
Ontario-Montclair	San Bernardino	Vina Danks Middle	57/67819-00-034	12/26/18	\$ 296,984	\$ -	
Knights Ferry Elementary	Stanislaus	Knights Ferry Elementary	57/71142-00-001	12/26/18	\$ 103,460	\$ 68,973	
Orange Unified	Orange	El Modena High	57/66621-00-055	01/02/19	\$ 10,356,704	\$ -	
Orange Unified	Orange	Fletcher Elementary	57/66621-00-056	01/02/19	\$ 444,804	\$ -	
Santa Barbara Unified	Santa Barbara	Harding University Partnership	57/76786-00-012	01/02/19	\$ 212,713	\$ -	
Beverly Hills Unified	Los Angeles	Beverly Hills High	58/64311-00-004*	01/02/19	\$ 6,531,698	\$ -	
Humboldt County Office of Education	Humboldt	Glen Paul	57/10124-00-001	01/03/19	\$ 138,966	\$ 92,644	
San Ramon Valley Unified	Contra Costa	John Baldwin Elementary	57/61804-00-040	01/07/19	\$ 136,084	\$ -	
Alameda Unified	Alameda	Franklin Elementary	57/61119-00-021	01/09/19	\$ 890,102	\$ -	
Los Angeles Unified	Los Angeles	Pio Pico Middle	57/64733-00-704	01/09/19	\$ 2,295,835	\$ -	
Los Angeles Unified	Los Angeles	President Avenue Elementary	57/64733-29-016	01/09/19	\$ 1,297,297	\$ -	
Alta Loma Elementary	San Bernardino	Alta Loma Junior High	57/67595-00-013	01/09/19	\$ 4,606,096	\$ -	
Ocean View	Ventura	Mar Vista Elementary	57/72512-00-006	01/10/19	\$ 373,353	\$ -	
Berkeley Unified	Alameda	Longfellow Arts and Technology Middle	57/61143-00-022	01/11/19	\$ 985,988	\$ -	
Fremont Unified	Alameda	Irvington High	57/61176-00-038	01/11/19	\$ 1,839,676	\$ -	
Fremont Unified	Alameda	Washington High	57/61176-00-039	01/11/19	\$ 351,297	\$ -	
Fremont Unified	Alameda	Oliveira Elementary	57/61176-00-040	01/11/19	\$ 517,558	\$ -	
Fremont Unified	Alameda	Patterson Elementary	57/61176-00-041	01/11/19	\$ 562,478	\$ -	
Fremont Unified	Alameda	Parkmont Elementary	57/61176-00-042	01/11/19	\$ 730,776	\$ -	
Santa Ana Unified	Orange	Century High	57/66670-00-057	01/11/19	\$ 12,511,940	\$ -	
Santa Ana Unified	Orange	Santa Ana High	57/66670-00-058	01/11/19	\$ 14,050,434	\$ -	
East Side Union High	Santa Clara	Mt Pleasant High	57/69427-00-037	01/11/19	\$ 677,533	\$ -	
Dixon Unified	Solano	Dixon High	57/70532-00-005	01/11/19	\$ 3,378,143	\$ -	
Ceres Unified	Stanislaus	Carroll Fowler Elementary	57/71043-00-015	01/11/19	\$ 2,643,935	\$ -	

SFP APPLICATIONS
 Modernization School Facilities Program
 - Workload as of January 31, 2019 -

District	County	Site Name	Application Number	OPSC Date Received	Estimated State Grant (a)	Financial Hardship (b)	Notification Occurred**
Monterey Peninsula Unified	Monterey	Seaside High	58/66092-00-007*	01/11/19	\$ 579,371	\$ -	
Los Angeles Unified	Los Angeles	Menlo Avenue Elementary	57/64733-00-705	01/14/19	\$ 4,440,414	\$ -	
Los Angeles Unified	Los Angeles	Elizabeth Learning Center	57/64733-00-706	01/14/19	\$ 6,683,235	\$ -	
Los Angeles Unified	Los Angeles	Twenty-Eighth Street Elementary	57/64733-00-707	01/14/19	\$ 10,035,126	\$ -	
Los Angeles Unified	Los Angeles	Madison Elementary	57/64733-00-708	01/14/19	\$ 1,053,241	\$ -	
Los Angeles Unified	Los Angeles	Revere (Paul) Junior Midsite	57/64733-21-034	01/14/19	\$ 1,219,332	\$ -	
Lemoore Union High	Kings	Lemoore High	57/63982-00-004	01/15/19	\$ 1,004,112	\$ -	
Duarte Unified	Los Angeles	Royal Oaks STEAM Academy (K-8)	57/64469-00-012	01/15/19	\$ 1,258,856	\$ -	
South Whittier Elementary	Los Angeles	Lake Marie Elementary	57/65037-00-009	01/15/19	\$ 297,658	\$ -	
South Whittier Elementary	Los Angeles	Los Altos Elementary	57/65037-00-010	01/15/19	\$ 143,827	\$ -	
Galt Joint Union Elementary	Sacramento	River Oaks Elementary	57/67348-00-003	01/15/19	\$ 878,806	\$ -	
Wheatland Union High	Yuba	Wheatland Union High	57/72769-00-001	01/15/19	\$ 1,769,188	\$ -	
Galt Joint Union Elementary	Sacramento	Marengo Ranch Elementary	58/67348-00-001	01/15/19	\$ 2,077,352	\$ -	
Capistrano Unified	Orange	Capistrano Valley High	57/66464-00-019	01/16/19	\$ 1,608,184	\$ -	
Lucia Mar Unified	San Luis Obispo	Grover Beach Elementary	57/68759-00-014	01/16/19	\$ 2,234,152	\$ -	
Lucia Mar Unified	San Luis Obispo	Harloe Elementary	57/68759-00-015	01/16/19	\$ 2,311,485	\$ -	
El Centro Elementary	Imperial	Harding Elementary	57/63123-00-015	01/18/19	\$ 1,700,340	\$ -	
South Pasadena Unified	Los Angeles	South Pasadena Senior High	57/65029-00-006	01/18/19	\$ 3,031,556	\$ -	
Chaffey Joint Union High	San Bernardino	Rancho Cucamonga High	57/67652-00-007	01/18/19	\$ 2,602,347	\$ -	
Hope Elementary	Tulare	Hope Elementary	57/71944-00-002	01/18/19	\$ 113,636	\$ 75,757	
Capistrano Unified	Orange	Dana Hills High	57/66464-00-020	01/22/19	\$ 1,832,693	\$ -	
Capistrano Unified	Orange	San Clemente High	57/66464-00-021	01/22/19	\$ 1,501,778	\$ -	
Capistrano Unified	Orange	Tesoro High	57/66464-00-022	01/22/19	\$ 1,938,922	\$ -	
Corona-Norco Unified	Riverside	John Adams Elementary	57/67033-00-018	01/22/19	\$ 1,565,633	\$ -	
Corona-Norco Unified	Riverside	Garretson Elementary	57/67033-00-019	01/22/19	\$ 1,169,780	\$ -	
Corona-Norco Unified	Riverside	Lincoln Fundamental Elementary	57/67033-00-020	01/22/19	\$ 1,169,780	\$ -	
Corona-Norco Unified	Riverside	Norco Elementary	57/67033-00-021	01/22/19	\$ 753,650	\$ -	
Temecula Valley Unified	Riverside	Rancho Vista High	57/75192-00-013	01/22/19	\$ 1,464,893	\$ -	
Temecula Valley Unified	Riverside	Susan H Nelson	57/75192-00-014	01/22/19	\$ 1,040,845	\$ -	
Pierce Joint Unified	Colusa	Arbuckle Elementary	57/61614-00-008	01/23/19	\$ 1,771,025	\$ -	
Pajaro Valley Unified	Santa Cruz	H A Hyde Elementary	57/69799-00-025	01/23/19	\$ 1,856,309	\$ -	
Ventura County Office of Education	Ventura	Dean Triggs School	57/10561-00-007	01/24/19	\$ 17,762	\$ 11,842	
Fremont Unified	Alameda	Steven Millard Elementary	57/61176-00-043	01/24/19	\$ 582,885	\$ -	
Fremont Unified	Alameda	Mission San Jose Elementary	57/61176-00-044	01/24/19	\$ 1,448,830	\$ -	
Duarte Unified	Los Angeles	Beardslee Dual Language Immersion Academy (PK	57/64469-00-013	01/24/19	\$ 1,899,981	\$ -	
Anaheim Elementary	Orange	Roosevelt (Theodore) Elementary	57/66423-00-033	01/24/19	\$ 6,206,326	\$ -	
Chino Valley Unified	San Bernardino	Rolling Ridge Elementary	57/67678-00-028	01/24/19	\$ 3,126,978	\$ -	
Chino Valley Unified	San Bernardino	Country Springs Elementary	57/67678-00-029	01/24/19	\$ 3,261,560	\$ -	
Del Norte County Unified	Del Norte	Crescent Elk Middle	57/61820-00-008	01/25/19	\$ 1,243,880	\$ -	
Lemoore Union High	Kings	Lemoore High	57/63982-00-005	01/25/19	\$ 1,410,412	\$ -	
Madera Unified	Madera	Madera South High	57/65243-00-007	01/25/19	\$ 4,674,702	\$ -	
Kentfield Elementary	Marin	Anthony G Bacich Elementary	57/65334-00-004	01/25/19	\$ 1,263,559	\$ -	
Huntington Beach City Elementary	Orange	Ethel Dwyer Middle	57/66530-00-020	01/25/19	\$ 2,955,708	\$ -	
San Diego Unified	San Diego	Boone Elementary	57/68338-00-232	01/25/19	\$ 9,903	\$ -	
San Diego Unified	San Diego	Hickman Elementary	57/68338-00-233	01/25/19	\$ 1,434,996	\$ -	
San Diego Unified	San Diego	Penn Elementary	57/68338-00-234	01/25/19	\$ 1,578,960	\$ -	

SFP APPLICATIONS
 Modernization School Facilities Program
 - Workload as of January 31, 2019 -

District	County	Site Name	Application Number	OPSC Date Received	Estimated State Grant (a)	Financial Hardship (b)	Notification Occurred**
San Diego Unified	San Diego	Spreckels Elementary	57/68338-00-235	01/25/19	\$ 821,988	\$ -	
San Diego Unified	San Diego	De Portola Middle	57/68338-00-236	01/25/19	\$ 3,561,465	\$ -	
San Diego Unified	San Diego	Bethune K-8	57/68338-00-237	01/25/19	\$ 3,189,468	\$ -	
San Diego Unified	San Diego	La Jolla High	57/68338-00-238	01/25/19	\$ 4,024,308	\$ -	
San Diego Unified	San Diego	Riley	57/68338-00-239	01/25/19	\$ 1,999,658	\$ -	
San Diego Unified	San Diego	Emerson Bandini Elementary	57/68338-00-240	01/25/19	\$ 4,168,015	\$ -	
San Diego Unified	San Diego	Zamorano Elementary	57/68338-00-241	01/25/19	\$ 1,843,377	\$ -	
San Diego Unified	San Diego	Sandburg Elementary	57/68338-00-242	01/25/19	\$ 1,750,788	\$ -	
San Diego Unified	San Diego	Serra High	57/68338-00-243	01/25/19	\$ 3,050,850	\$ -	
San Diego Unified	San Diego	Mira Mesa High	57/68338-00-244	01/25/19	\$ 7,499,848	\$ -	
San Diego Unified	San Diego	Standley Middle	57/68338-00-245	01/25/19	\$ 1,655,344	\$ -	
San Diego Unified	San Diego	Pacific View (Lee) Elementary	57/68338-00-246	01/25/19	\$ 1,068,120	\$ -	
San Diego Unified	San Diego	Mira Mesa High	57/68338-00-247	01/25/19	\$ 1,864,990	\$ -	
San Diego Unified	San Diego	Morse High	57/68338-00-248	01/25/19	\$ 726,703	\$ -	
San Diego Unified	San Diego	Miramar Ranch Elementary	57/68338-00-249	01/25/19	\$ 766,260	\$ -	
San Diego Unified	San Diego	Franklin Elementary	57/68338-00-250	01/25/19	\$ 1,202,796	\$ -	
San Diego Unified	San Diego	Vista Grande Elementary	57/68338-00-251	01/25/19	\$ 520,128	\$ -	
San Diego Unified	San Diego	De Portola Middle	57/68338-00-252	01/25/19	\$ 3,561,465	\$ -	
San Diego Unified	San Diego	Doyle Elementary	57/68338-00-253	01/25/19	\$ 445,824	\$ -	
San Diego Unified	San Diego	University City High	57/68338-00-254	01/25/19	\$ 2,778,192	\$ -	
San Diego Unified	San Diego	Iftin Charter	57/68338-00-255	01/25/19	\$ 2,674,944	\$ -	
Garden Grove Unified	Orange	Thomas Paine Elementary	57/66522-00-090	01/28/19	\$ 1,038,367	\$ -	
Sonora Elementary	Tuolumne	Sonora Elementary	57/72371-00-005	01/28/19	\$ 1,990,027	\$ -	
Benicia Unified	Solano	Benicia High School	58/70524-00-001	01/28/19	\$ 1,499,802	\$ -	
Duarte Unified	Los Angeles	Duarte High	57/64469-00-014	01/29/19	\$ 804,640	\$ -	
San Rafael City Elementary	Marin	Laurel Dell Elementary	57/65458-00-013	01/29/19	\$ 1,725,432	\$ -	
Fairfield-Suisun Unified	Solano	K I Jones Elementary	57/70540-00-022	01/29/19	\$ 3,272,209	\$ -	
Waukena Joint Union Elementary	Tulare	Waukena Joint Union Elementary	57/72264-00-001	01/29/19	\$ 170,358	\$ 113,572	
Rescue Union Elementary	El Dorado	Rescue Elementary	57/61978-00-007	01/30/19	\$ 1,130,547	\$ -	
Los Angeles Unified	Los Angeles	Ninety-Third Street Elementary	57/64733-00-709	01/30/19	\$ 3,491,576	\$ -	
Fremont Unified	Alameda	Harvey Green Elementary	57/61176-00-045	01/31/19	\$ 620,916	\$ -	
Fremont Unified	Alameda	Forest Park Elementary	57/61176-00-046	01/31/19	\$ 641,798	\$ -	
Fremont Unified	Alameda	J Haley Durham Elementary	57/61176-00-047	01/31/19	\$ 638,231	\$ -	
Fremont Unified	Alameda	Joshua Chadbourne Elementary	57/61176-00-048	01/31/19	\$ 829,945	\$ -	
Wasco Union High	Kern	Wasco High	57/63859-00-001	01/31/19	\$ 1,200,674	\$ -	
Brittan Elementary	Sutter	Brittan Elementary	57/71357-00-003	01/31/19	\$ 1,386,987	\$ 924,658	
					\$ 2,198,822,337	\$ 50,897,646	
					\$	2,249,719,983	

MODERNIZATION FUNDING SUBTOTALS	\$ 2,186,293,636	\$ 50,897,646
MODERNIZATION FACILITY HARDSHIP - NON SEISMIC	\$ 4,952,752	\$ -
TOTAL MODERNIZATION FUNDING	\$	2,242,144,033
MODERNIZATION FACILITY HARDSHIP - SEISMIC	\$ 7,575,950	\$ -

(a) Represents estimated 60% state share of project including excessive cost grants. Sesimic Mitigation Program projects represents the estimated 50% state share of project. Amounts

SFP APPLICATIONS
 Modernization School Facilities Program
 - Workload as of January 31, 2019 -

District	County	Site Name	Application Number	OPSC Date Received	Estimated State Grant (a)	Financial Hardship (b)	Notification Occurred**
----------	--------	-----------	--------------------	--------------------	---------------------------	------------------------	-------------------------

shown have not been reviewed by OPSC for compliance with all School Facility Program requirements.

(b) Represents estimated financial hardship. Amounts shown have not been reviewed by OPSC for compliance with all School Facility Program requirements.

*Facility Hardship project requesting Seismic Mitigation Program funding.

**School districts have been notified that the Office of Public School Construction will begin processing the district's application in the near future.

CHARTER SCHOOL FACILITIES PROGRAM (CSFP)
 Remaining Unfunded In-House CSFP Applications as of January 31, 2018
 Listed in Alphabetical Order by County

County	District	Charter School	Received Date	Status
Alameda	Hayward Unified	Golden Oak Montessori of Hayward*	06/05/17	Beyond Authority
Alameda	Hayward Unified	Golden Oak Montessori of Hayward*	06/05/17	Beyond Authority
Alameda	Hayward Unified	Silver Oak High*	06/05/17	Beyond Authority
Alameda	Oakland Unified	American Indian Public High*	06/05/17	Beyond Authority
Alameda	Oakland Unified	Aspire Public Schools - Aspire College Academy*	06/01/17	Beyond Authority
Alameda	Oakland Unified	Envision Education - Envision Academy of Arts and Technology*	06/05/17	Beyond Authority
Alameda	Oakland Unified	Oakland School for the Arts*	06/05/17	Beyond Authority
Alameda	Oakland Unified	Oakland Unity High*	05/26/17	Beyond Authority
Alameda	San Lorenzo Unified	KIPP Summit Academy*	06/05/17	Beyond Authority
Butte	Chico Unified	Inspire School of Arts and Sciences*	05/30/17	Beyond Authority
Butte	Chico Unified	Inspire School of Arts and Sciences*	05/30/17	Beyond Authority
Butte	Oroville City Elementary	STREAM Charter *	06/05/17	Beyond Authority
El Dorado	Camino Union	Camino Science and Natural Resources Charter*	06/02/17	Beyond Authority
El Dorado	Camino Union	Camino Science and Natural Resources Charter*	06/02/17	Beyond Authority
Fresno	Clovis Unified	Clovis Online Charter (Sunnyside-Herndon)*	06/05/17	Beyond Authority
Fresno	Clovis Unified	Clovis Online Charter (Sunnyside-Herndon)*	06/05/17	Beyond Authority
Fresno	Clovis Unified	Clovis Online Charter (Fowler-Herndon)*	06/05/17	Beyond Authority
Fresno	Clovis Unified	Clovis Online Charter (Fowler-Herndon)*	06/05/17	Beyond Authority
Fresno	Kings Canyon Unified	Reedley Middle College High *	06/05/17	Beyond Authority
Fresno	Sanger Unified	Hallmark Charter*	06/05/17	Beyond Authority
Fresno	Sanger Unified	Hallmark Charter*	06/05/17	Beyond Authority
Imperial	Imperial County Office of Education	Imperial Pathways Charter - Del Rio Campus*	06/05/17	Beyond Authority
Imperial	Imperial County Office of Education	Imperial Pathways Charter - Valley Campus*	06/05/17	Beyond Authority
Kings	Lemoore Union High	Lemoore Middle College High*	06/05/17	Beyond Authority
Los Angeles	Inglewood Unified	ICEF Inglewood Elementary Charter*	06/05/17	Beyond Authority
Los Angeles	Inglewood Unified	ICEF Inglewood Middle Charter*	06/05/17	Beyond Authority
Los Angeles	Inglewood Unified	Today's Fresh Start - Inglewood*	06/05/17	Beyond Authority
Los Angeles	Los Angeles Unified	Academia Avance*	06/05/17	Beyond Authority
Los Angeles	Los Angeles Unified	Aspire Public Schools - Aspire Centennial College Preparatory*	06/01/17	Beyond Authority
Los Angeles	Los Angeles Unified	Birmingham Community Charter High*	05/31/17	Beyond Authority
Los Angeles	Los Angeles Unified	Bright Star Secondary Charter Academy*	05/30/17	Beyond Authority
Los Angeles	Los Angeles Unified	Citizens of the World 2 (Silver Lake)*	06/05/17	Beyond Authority
Los Angeles	Los Angeles Unified	Citizens of the World 3 (Mar Vista)*	06/05/17	Beyond Authority
Los Angeles	Los Angeles Unified	Citizens of the World Hollywood Charter*	06/05/17	Beyond Authority
Los Angeles	Los Angeles Unified	City Charter*	06/05/17	Beyond Authority
Los Angeles	Los Angeles Unified	Colfax Elementary*	06/05/17	Beyond Authority
Los Angeles	Los Angeles Unified	Extera Public Schools #1*	06/05/17	Beyond Authority
Los Angeles	Los Angeles Unified	Extera Public Schools #2*	06/05/17	Beyond Authority
Los Angeles	Los Angeles Unified	Gabriella Charter*	06/05/17	Beyond Authority
Los Angeles	Los Angeles Unified	Gabriella Charter #2*	06/05/17	Beyond Authority
Los Angeles	Los Angeles Unified	Granada Hills Charter (Devonshire Campus)*	06/05/17	Beyond Authority
Los Angeles	Los Angeles Unified	Granada Hills Charter (New Media Center)*	06/05/17	Beyond Authority
Los Angeles	Los Angeles Unified	Grover Cleveland Charter High*	06/05/17	Beyond Authority
Los Angeles	Los Angeles Unified	ICEF Vista Elementary Charter Academy*	06/05/17	Beyond Authority
Los Angeles	Los Angeles Unified	ICEF Vista Middle Charter Academy*	06/05/17	Beyond Authority
Los Angeles	Los Angeles Unified	LA Promise Fund High*	06/05/17	Beyond Authority
Los Angeles	Los Angeles Unified	Magnolia Science Academy - 2*	06/05/17	Beyond Authority
Los Angeles	Los Angeles Unified	Magnolia Science Academy - 3*	06/05/17	Beyond Authority
Los Angeles	Los Angeles Unified	Magnolia Science Academy - 5*	06/05/17	Beyond Authority
Los Angeles	Los Angeles Unified	Marquez Charter*	06/05/17	Beyond Authority
Los Angeles	Los Angeles Unified	New Heights Charter*	05/31/17	Beyond Authority
Los Angeles	Los Angeles Unified	Palisades Charter High*	05/30/17	Beyond Authority
Los Angeles	Los Angeles Unified	Stella Elementary Charter Academy*	05/30/17	Beyond Authority
Los Angeles	Los Angeles Unified	Stella Middle Charter Academy*	05/30/17	Beyond Authority
Los Angeles	Los Angeles Unified	Synergy Charter Academy*	05/30/17	Beyond Authority
Los Angeles	Los Angeles Unified	Synergy Charter Kinetic*	05/30/17	Beyond Authority
Los Angeles	Los Angeles Unified	Synergy Charter Quantum Academy*	05/30/17	Beyond Authority
Los Angeles	Los Angeles Unified	Taft Charter High*	06/05/17	Beyond Authority
Los Angeles	Los Angeles Unified	Today's Fresh Start - Compton*	06/05/17	Beyond Authority
Los Angeles	Los Angeles Unified	USC College Preparatory - Blue Campus*	06/02/17	Beyond Authority
Los Angeles	Los Angeles Unified	USC College Preparatory - Orange Campus*	06/02/17	Beyond Authority
Los Angeles	Los Angeles Unified	Valor Academy Elementary*	05/30/17	Beyond Authority
Los Angeles	Los Angeles Unified	Vaughn Elementary School Arts Center*	04/12/17	Beyond Authority
Los Angeles	Los Angeles Unified	Vaughn High School Arts Center*	04/12/17	Beyond Authority
Los Angeles	Los Angeles Unified	Vaughn Middle School Arts Center*	04/12/17	Beyond Authority
Los Angeles	Los Angeles Unified	Westside Innovative School House Charter Community School*	06/05/17	Beyond Authority
Los Angeles	Los Angeles Unified	Westside Innovative School House Charter High*	06/05/17	Beyond Authority
Los Angeles	Long Beach Unified	Intellectual Virtues Academy High*	06/05/17	Beyond Authority
Madera	Chawanakee Unified	Minarets Charter High*	06/01/17	Beyond Authority
Napa	Napa Valley Unified	River Charter*	06/05/17	Beyond Authority
Napa	Napa Valley Unified	River Charter*	06/05/17	Beyond Authority

CHARTER SCHOOL FACILITIES PROGRAM (CSFP)
 Remaining Unfunded In-House CSFP Applications as of January 31, 2018
 Listed in Alphabetical Order by County

Napa	Napa Valley Unified	Stone Bridge Charter*	06/05/17	Beyond Authority
Nevada	Grass Valley Elementary	Grass Valley Charter*	06/05/17	Beyond Authority
Nevada	Grass Valley Elementary	Grass Valley Charter*	06/05/17	Beyond Authority
Nevada	Grass Valley Elementary	Nevada City School of the Arts*	06/01/17	Beyond Authority
Orange	Orange Unified	El Rancho Charter*	04/20/17	Beyond Authority
Riverside	Perris Elementary	Innovative Horizons Charter School at Nan Sanders*	06/05/17	Beyond Authority
Riverside	Perris Elementary	Innovative Horizons Charter School at Nan Sanders*	06/05/17	Beyond Authority
Riverside	Riverside County Office of Education	Riverside County Education Academy*	06/05/17	Beyond Authority
Sacramento	Elk Grove Unified	Elk Grove Charter School*	06/05/17	Beyond Authority
Sacramento	Natomas Unified	Westlake K-8 Charter*	05/22/17	Beyond Authority
Sacramento	Sacramento City Unified	Aspire Public Schools - Aspire Capitol Heights Academy*	06/01/17	Beyond Authority
Sacramento	Sacramento City Unified	Capitol Collegiate Academy*	06/05/17	Beyond Authority
Sacramento	San Juan Unified	California Montessori Project - San Juan Campus (Orangevale)*	06/05/17	Beyond Authority
Sacramento	San Juan Unified	Golden Valley Orchard Charter*	06/05/17	Beyond Authority
Sacramento	San Juan Unified	Golden Valley River Charter*	06/05/17	Beyond Authority
Sacramento	Twin Rivers Unified	Creative Connections Arts Academy*	06/05/17	Beyond Authority
Sacramento	Twin Rivers Unified	Creative Connections Arts Academy*	06/05/17	Beyond Authority
Sacramento	Twin Rivers Unified	Smythe Academy*	06/05/17	Beyond Authority
Sacramento	Twin Rivers Unified	Smythe Academy*	06/05/17	Beyond Authority
Sacramento	Twin Rivers Unified	Westside Preparatory Academy*	06/05/17	Beyond Authority
Sacramento	Twin Rivers Unified	Westside Preparatory Academy*	06/05/17	Beyond Authority
San Benito	Hollister Elementary	Navigator Schools - Hollister Preparatory*	06/05/17	Beyond Authority
San Benito	Hollister Elementary	Navigator Schools - Hollister Preparatory*	06/05/17	Beyond Authority
San Diego	Chula Vista Elementary	Arroyo Vista Charter*	06/05/17	Beyond Authority
San Diego	Chula Vista Elementary	Chula Vista Learning Community*	06/05/17	Beyond Authority
San Diego	Chula Vista Elementary	Chula Vista Learning Community*	06/05/17	Beyond Authority
San Diego	Chula Vista Elementary	Discovery Charter*	06/05/17	Beyond Authority
San Diego	Chula Vista Elementary	Discovery Charter*	06/05/17	Beyond Authority
San Diego	Chula Vista Elementary	Feaster Charter*	06/05/17	Beyond Authority
San Diego	Chula Vista Elementary	Feaster Charter*	06/05/17	Beyond Authority
San Diego	Chula Vista Elementary	Mueller Charter*	06/05/17	Beyond Authority
San Diego	Chula Vista Elementary	Mueller Charter*	06/05/17	Beyond Authority
San Diego	Grossmont Union High	Liberty Charter High *	06/05/17	Beyond Authority
San Diego	San Diego Unified	Health Sciences High and Middle College*	05/18/17	Beyond Authority
San Diego	San Diego Unified	Innovations Academy*	05/18/17	Beyond Authority
San Diego	San Diego Unified	Museum School*	05/18/17	Beyond Authority
San Diego	South Bay Union	Nestor Charter*	06/05/17	Beyond Authority
San Joaquin	New Jerusalem Elementary	Delta Charter School*	06/05/17	Beyond Authority
San Joaquin	Stockton Unified	Aspire Public School - Aspire APEX Academy*	06/01/17	Beyond Authority
San Joaquin	Tracy Unified	Tracy Learning Center - Discovery Charter*	06/05/17	Beyond Authority
San Mateo	San Carlos Elementary	Charter Learning Center*	06/02/17	Beyond Authority
San Mateo	San Carlos Elementary	Charter Learning Center*	06/02/17	Beyond Authority
Santa Clara	East Side Union High	Alpha Public Schools - Cindy Avitia High *	06/05/17	Beyond Authority
Santa Clara	Gilroy Unified	Navigator Schools - Gilroy Preparatory*	06/05/17	Beyond Authority
Shasta	Enterprise Elementary	Pace Academy*	06/05/17	Beyond Authority
Shasta	Enterprise Elementary	Pace Academy*	06/05/17	Beyond Authority
Solano	Vallejo Unified	MIT Academy Middle School *	05/22/17	Beyond Authority
Solano	Vallejo Unified	MIT Academy Middle School *	05/22/17	Beyond Authority
Sonoma	Old Adobe Union	Loma Vista Immersion Academy*	06/05/17	Beyond Authority
Sonoma	Petaluma City Elementary	Live Oak Charter*	06/05/17	Beyond Authority
Sonoma	Sebastopol Union	Sebastopol Independent Charter*	06/05/17	Beyond Authority
Sonoma	Twin Hills Union	Twin Hills Charter Middle School*	05/26/17	Beyond Authority
Sonoma	Windsor Unified	Cali Calmecac Language Academy*	05/25/17	Beyond Authority
Sonoma	Windsor Unified	Cali Calmecac Language Academy *	05/25/17	Beyond Authority
Ventura	Ventura Unified	Ventura Charter School*	05/26/17	Beyond Authority
Yolo	Washington Unified	Washington Middle College High School*	06/05/17	Beyond Authority

*CSFP applications that did not receive a Preliminary Charter School Apportionment will be retained through the end of 2018 to enable the Board to continue awarding Preliminary Charter School Apportionments during that time, provided additional bond authority returns. Applications on this list will require a complete review by OPSC and the California School Finance Authority to be eligible for funding.

SFP APPLICATIONS
 Overcrowding Relief Grant - School Facilities Program
 - Workload as of January 31, 2019 -

District	County	Site	Application Number	50-04 Date Received	ORG State Share	Status
Covina Valley Unified	Riverside	Sierra Vista Middle	56/64436-01-001*	7/29/2013	\$ 4,311,517	Beyond Authority
Chaffey Joint Union	San Bernardino	Ontario High	56/67652-00-003*	7/25/2013	\$ 8,739,582	Beyond Authority
					\$ 13,051,099	

* Overcrowding Relief Grant applications received by OPSC for the 2013 Filing Round. OPSC has not yet reviewed the total grant requested and the total number of projects exceed available bond authority. Placement on this list does not confirm funding.

SFP APPLICATIONS

New Construction Acknowledged Applications Received Past Existing Authority as of December 31, 2018

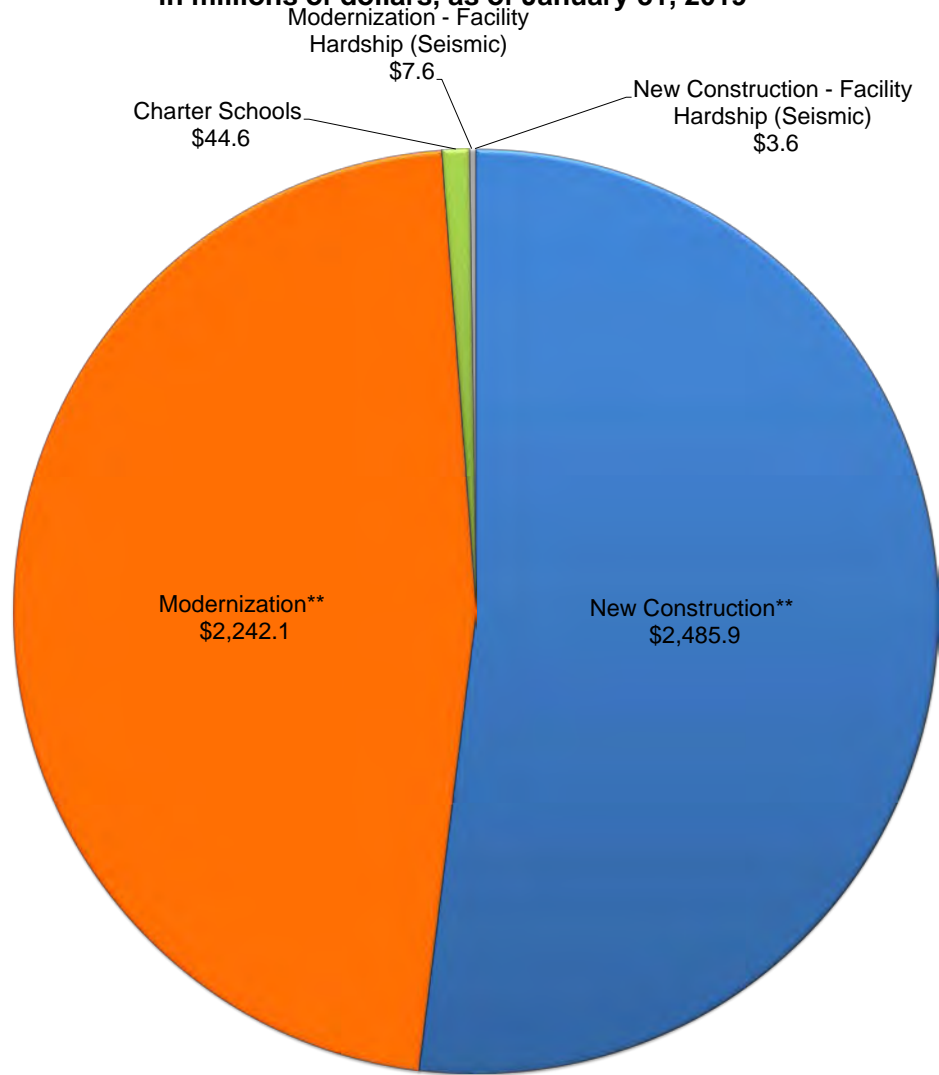
District	County	Site Name	DSA Number	50-04 Date Received	Estimated State Grant (a)	Estimated Financial Hardship (b)
Imperial County Office of Education	Imperial	La Paloma Middle	04-116828	09/14/18	\$ 1,442,651	\$ 1,442,651
Winters Joint Unified	Yolo	Winters High	02-115475	09/14/18	\$ 2,188,077	\$ -
Plaza Elementary	Glenn	Plaza Elementary	02-116764	09/18/18	\$ 2,672,913	\$ 2,672,913
Gustine Unified	Merced	Gustine High	02-116135	09/19/18	\$ 4,814,849	\$ 4,814,849
Corona-Norco Unified	Riverside	Eastvale Elementary	04-115480	09/21/18	\$ 15,085,368	\$ -
Round Valley Unified	Mendocino	Round Valley High	01-117277	09/24/18	\$ 2,353,745	\$ 2,353,745
Live Oak Unified	Sutter	Live Oak Middle	02-116511	09/24/18	\$ 1,776,402	\$ -
Corona-Norco Unified	Riverside	Garretson Elementary	04-115277	10/01/18	\$ 3,682,897	\$ -
Lammersville Joint Unified	San Joaquin	Cordes Elementary	02-116707	10/04/18	\$ 14,117,100	\$ -
San Benito High	San Benito	San Benito High	01-117136	10/08/18	\$ 6,418,818	\$ -
Fairfield-Suisun Unified	Solano	E Ruth Sheldon Academy of Innovative Learning	02-116436	10/10/18	\$ 1,574,262	\$ -
Grossmont Union High	San Diego	Granite Hills High	04-116776	10/12/18	\$ 966,051	\$ -
El Centro Elementary	Imperial	Harding Elementary	04-117257	10/15/18	\$ 1,656,420	\$ -
Wasco Union Elementary	Kern	James A Forrest Elementary	03-117605	10/15/18	\$ 11,839,197	\$ 11,839,197
Alview-Dairyland Union Elementary	Madera	Alview Elementary	Site/Design	10/16/18	\$ 122,877	\$ 122,877
Alview-Dairyland Union Elementary	Madera	Dairyland Elementary	Site/Design	10/16/18	\$ 122,877	\$ 122,877
Kings River Union Elementary	Tulare	Kings River Elementary	Site/Design	10/16/18	\$ 1,869,396	\$ 1,869,396
Fremont Union High	Santa Clara	Homestead High	01-116560	10/23/18	\$ 3,185,692	\$ -
Fremont Unified	Alameda	G M Walters Junior High	01-115744	10/24/18	\$ 7,741,378	\$ -
Orange Unified	Orange	Orange High	04-116859	10/25/18	\$ 1,543,988	\$ -
Grossmont Union High	San Diego	El Capitan High	04-116979	10/25/18	\$ 2,379,500	\$ -
Corning Union High	Tehama	Corning High	02-116489	10/26/18	\$ 3,546,223	\$ -
Castro Valley Unified	Alameda	Castro Valley High	01-116720	10/29/18	\$ 1,380,830	\$ -
Castro Valley Unified	Alameda	Castro Valley High	01-116816	10/29/18	\$ 1,625,897	\$ -
Grossmont Union High	San Diego	Monte Vista High	04-116978	10/29/18	\$ 1,536,016	\$ -
West Park Elementary	Fresno	West Park Elementary	02-116848	10/30/18	\$ 3,948,406	\$ 3,948,406
Campbell Union High	Santa Clara	Leigh High	01-117171	10/30/18	\$ 4,203,090	\$ -
Central Union High	Imperial	Central Union High	04-116825	10/31/18	\$ 11,738,874	\$ 11,738,874
Pajaro Valley Unified	Santa Cruz	Pajaro Valley High	01-116514	10/31/18	\$ 1,905,424	\$ -
Fairfield-Suisun Unified	Solano	E Ruth Sheldon Academy of Innovative Learning	02-116436	10/31/18	\$ 4,711,065	\$ -
Fresno County Office of Education	Fresno	Selma Learning Academy	02-116799	11/06/18	\$ 295,279	\$ -
Jurupa Unified	Riverside	West Riverside Elementary	04-115786	11/09/18	\$ 4,338,436	\$ -
Sunnyside Union Elementary	Tulare	Sunnyside Elementary	Site/Design	11/14/18	\$ 4,562,914	\$ 4,562,914
Santa Maria-Bonita	Santa Barbara	Measure T Elementary	03-118839	11/16/18	\$ 11,229,282	\$ -
Williams Unified	Colusa	Williams Elementary	Site/Design	11/19/18	\$ 867,525	\$ 867,525
Williams Unified	Colusa	Williams High	Site/Design	11/19/18	\$ 1,429,051	\$ 1,429,051
Pierce Joint Unified	Colusa	Arbuckle Elementary	02-116802	11/20/18	\$ 1,941,453	\$ -
Los Angeles Unified	Los Angeles	International Studies Learning Center	03-117730	11/26/18	\$ 8,212,769	\$ -
William S. Hart Union High	Los Angeles	William S Hart High	03-118530	11/29/18	\$ 9,813,917	\$ -
Oxnard	Ventura	Seabridge Elementary	03-118672	12/07/18	\$ 13,517,344	\$ -
Oxnard	Ventura	Seabridge Elementary	03-118672	12/07/18	\$ 786,556	\$ -
Porterville Unified	Tulare	Porterville Military Academy	02-115851	12/07/18	\$ 2,092,468	\$ -
Arvin Union	Kern	Bear Mountain Elementary	03-119081	12/14/18	\$ 3,118,320	\$ -

SFP APPLICATIONS

New Construction Acknowledged Applications Received Past Existing Authority as of December 31, 2018

District	County	Site Name	DSA Number	50-04 Date Received	Estimated State Grant (a)	Estimated Financial Hardship (b)
Meadows Union Elementary	Imperial	Meadows Elementary	04-116690	12/20/18	\$ 2,874,742	\$ -
Blochman Union Elementary	Santa Barbara	Benjamin Foxen Elementary	03-119221	12/21/18	\$ 1,308,316	\$ -
Sanger Unified	Fresno	Washington Academic Middle	02-117046	12/24/18	\$ 560,664	\$ -
					\$ 189,099,319	\$ 47,785,275
Total New Construction applications acknowledged by January 23, 2019 SAB:			46			\$ 236,884,594

School Facility Program Applications within Bond Authority*
- in millions of dollars, as of January 31, 2019-



*The projects on this report only represents completed applications that are awaiting Office of Public School Construction (OPSC) processing and scheduling to the State Allocation Board. It does not reflect the OPSC's complete workload or guarantee the project is within available bond authority.

** Includes Facility Hardship Non-Seismic applications.

This list includes future workload that is identified as:

- Pending reflects workload that has been processed by OPSC but awaiting further information/documentation from the district.
- Reviewing reflects currently being processed by OPSC.

INFORMATION ITEM

FULL-DAY KINDERGARTEN FACILITIES GRANT PROGRAM (as of January 31, 2019)

The applications on this list represent Full-Day Kindergarten Facilities Grant Program projects in date order received through January 31, 2019. These applications have been received and are currently being reviewed by the Office of Public School Construction.

Published monthly in the SAB Agenda.

This report is also on the OPSC Web site at:
www.dgs.ca.gov/opsc

Full-Day Kindergarten Facilities Grant Program
- Workload as of January 31, 2019 -

District	County	Site Name	Application Number	OPSC Date Received	Estimated State Grant (a)	Financial Hardship (b)	Estimated SAB Date
Alvord Unified	Riverside	Valley View Elementary	70/66977-00-001	1/4/2019	\$ 1,251,446	TBD	5/22/2019
Alvord Unified	Riverside	Foothill Elementary	70/66977-00-002	1/4/2019	\$ 1,251,446	TBD	5/22/2019
Alvord Unified	Riverside	McAuliffe Elementary	70/66977-00-003	1/4/2019	\$ 1,668,595	TBD	5/22/2019
Alvord Unified	Riverside	Promenade Elementary	70/66977-00-004	1/4/2019	\$ 1,251,446	TBD	5/22/2019
Alvord Unified	Riverside	Terrace Elementary	70/66977-00-005	1/4/2019	\$ 1,668,595	TBD	5/22/2019
Alvord Unified	Riverside	Orrenmaa Elementary	70/66977-00-006	1/4/2019	\$ 834,298	TBD	5/22/2019
Alvord Unified	Riverside	Myra Linn Elementary	70/66977-00-007	1/4/2019	\$ 834,298	TBD	5/22/2019
Alvord Unified	Riverside	Rosemary Kennedy Elementary	70/66977-00-008	1/4/2019	\$ 834,298	TBD	5/22/2019
Alvord Unified	Riverside	Arlanza Elementary	70/66977-00-009	1/4/2019	\$ 834,298	TBD	5/22/2019
Alvord Unified	Riverside	Collett Elementary	70/66977-00-010	1/4/2019	\$ 1,251,446	TBD	5/22/2019
Alvord Unified	Riverside	Lake Hills Elementary	70/66977-00-011	1/4/2019	\$ 1,251,446	TBD	5/22/2019
Alvord Unified	Riverside	La Granada Elementary	70/66977-00-012	1/4/2019	\$ 1,251,446	TBD	5/22/2019
Alvord Unified	Riverside	Twinhill Elementary	70/66977-00-013	1/4/2019	\$ 834,298	TBD	5/22/2019
Oxnard Elementary	Ventura	Marina West Elementary	70/72538-00-001	1/9/2019	\$ 2,085,744	TBD	5/22/2019
Oxnard Elementary	Ventura	Ramona Elementary	70/72538-00-003	1/9/2019	\$ 834,298	TBD	5/22/2019
Oxnard Elementary	Ventura	Sierra Linda	70/72538-00-004	1/9/2019	\$ 2,502,893	TBD	5/22/2019
Oxnard Elementary	Ventura	Rose Avenue Elementary	70/72538-00-002	1/10/2019	\$ 1,668,595	TBD	5/22/2019
Center Joint Unified	Sacramento	Oak Hill Elementary	70/73973-00-001	1/11/2019	\$ 1,251,446	TBD	5/22/2019
Center Joint Unified	Sacramento	North Country Elementary	70/73973-00-002	1/11/2019	\$ 1,251,446	TBD	5/22/2019
Center Joint Unified	Sacramento	Arthur Dudley Elementary	70/73973-00-003	1/11/2019	\$ 834,298	TBD	5/22/2019
Center Joint Unified	Sacramento	Cyril Spinelli Elementary	70/73973-00-004	1/11/2019	\$ 834,298	TBD	5/22/2019
Delano Union Elementary	Kern	Fremont Elementary	70/63404-00-001	1/11/2019	\$ 834,298	TBD	5/22/2019
Delano Union Elementary	Kern	Morningside Elementary	70/63404-00-002	1/11/2019	\$ 834,298	TBD	5/22/2019
Delano Union Elementary	Kern	Terrace Elementary	70/63404-00-003	1/11/2019	\$ 417,149	TBD	5/22/2019
Delano Union Elementary	Kern	Princeton Street Elementary	70/63404-00-004	1/11/2019	\$ 417,149	TBD	5/22/2019
Lamont Elementary	Kern	Lamont Elementary	70/63560-00-001	1/11/2019	\$ 3,337,190	TBD	5/22/2019
Lamont Elementary	Kern	Alicante Avenue Elementary	70/63560-00-002	1/11/2019	\$ 2,920,041	TBD	5/22/2019
Lindsay Unified	Tulare	Washington Elementary	70/71993-00-001	1/11/2019	\$ 2,085,744	TBD	5/22/2019
Lindsay Unified	Tulare	Lincoln Elementary	70/71993-00-002	1/11/2019	\$ 1,251,446	TBD	5/22/2019
Lindsay Unified	Tulare	Jefferson Elementary	70/71993-00-003	1/11/2019	\$ 834,298	TBD	5/22/2019
Lindsay Unified	Tulare	Reagan Elementary	70/71993-00-004	1/11/2019	\$ 834,298	TBD	5/22/2019
Lindsay Unified	Tulare	Kennedy Elementary	70/71993-00-005	1/11/2019	\$ 417,149	TBD	5/22/2019
Needles Unified	San Bernadino	Vista Colorado Elementary	70/67801-00-001	1/11/2019	\$ 1,258,906	TBD	5/22/2019
Robla Elementary	Sacramento	Bell Avenue Elementary	70/67421-00-001	1/11/2019	\$ 1,258,520	TBD	5/22/2019
Robla Elementary	Sacramento	Taylor Street	70/67421-00-002	1/11/2019	\$ 841,758	TBD	5/22/2019
Selma Unified	Fresno	Andrew Jackson Elementary	70/62430-00-001	1/11/2019	\$ 2,085,744	TBD	5/22/2019
Selma Unified	Fresno	Theodore Roosevelt Elementary	70/62430-00-002	1/11/2019	\$ 1,668,595	TBD	5/22/2019
Selma Unified	Fresno	George Washington Elementary	70/62430-00-003	1/11/2019	\$ 1,668,595	TBD	5/22/2019
Selma Unified	Fresno	Woodrow Wilson Elementary	70/62430-00-004	1/11/2019	\$ 834,298	TBD	5/22/2019
Selma Unified	Fresno	Indianola Elementary	70/62430-00-005	1/11/2019	\$ 834,298	TBD	5/22/2019
Selma Unified	Fresno	Garfield Elementary	70/62430-00-006	1/11/2019	\$ 417,149	TBD	5/22/2019
Selma Unified	Fresno	Terry Elementary	70/62430-00-007	1/11/2019	\$ 417,149	TBD	5/22/2019
Upper Lake Unified	Lake	Upper Lake Elementary	70/76976-00-001	1/11/2019	\$ 1,258,906	TBD	5/22/2019
Centraillia Elementary	Orange	Los Coyotes Elementary	70/66472-00-001	1/14/2019	\$ 417,149	TBD	5/22/2019
Centraillia Elementary	Orange	Raymond Temple Elementary	70/66472-00-002	1/14/2019	\$ 1,251,446	TBD	5/22/2019
Centraillia Elementary	Orange	George B. Miller Elementary	70/66472-00-003	1/14/2019	\$ 417,149	TBD	5/22/2019
Centraillia Elementary	Orange	Dysinger Elementary	70/66472-00-004	1/14/2019	\$ 417,149	TBD	5/22/2019
Centraillia Elementary	Orange	San Marino Elementary	70/66472-00-005	1/14/2019	\$ 417,149	TBD	5/22/2019
Centraillia Elementary	Orange	Danbrook Elementary	71/66472-00-001	1/14/2019	\$ 711,700	TBD	5/22/2019
Fowler Unified	Fresno	Marshall Elementary	70/62158-00-001	1/16/2019	\$ 2,920,041	TBD	5/22/2019
Fowler Unified	Fresno	Malaga Elementary	70/62158-00-002	1/16/2019	\$ 834,298	TBD	5/22/2019
Gonzales Unified	Monterey	La Gloria Elementary	70/75473-00-001	1/16/2019	\$ 2,927,501	TBD	5/22/2019
La Habra City Elementary	Orange	Ladera Palma Elementary	70/66563-00-001	1/16/2019	\$ 2,502,893	TBD	5/22/2019
La Habra City Elementary	Orange	Las Positas Elementary	70/66563-00-002	1/16/2019	\$ 1,668,595	TBD	5/22/2019

Full-Day Kindergarten Facilities Grant Program
- Workload as of January 31, 2019 -

La Habra City Elementary	Orange	Sierra Vista Elementary	70/66563-00-003	1/16/2019	\$ 1,668,595	TBD	5/22/2019
La Habra City Elementary	Orange	Walnut Elementary	70/66563-00-004	1/16/2019	\$ 1,668,595	TBD	5/22/2019
La Habra City Elementary	Orange	Las Lomas Elementary	70/66563-00-005	1/16/2019	\$ 1,668,595	TBD	5/22/2019
La Habra City Elementary	Orange	El Cerrito Elementary	70/66563-00-006	1/16/2019	\$ 1,668,595	TBD	5/22/2019
La Habra City Elementary	Orange	Arbolita Elementary	70/66563-00-007	1/16/2019	\$ 1,251,446	TBD	5/22/2019
Luther Burbank Elementary	Santa Clara	Luther Burbank Elementary	70/69542-00-001	1/16/2019	\$ 1,258,906	TBD	5/22/2019
Southern Kern Unified	Kern	Rosamond Elementary	70/63776-00-001	1/16/2019	\$ 2,502,893	TBD	5/22/2019
Southern Kern Unified	Kern	Westpark Elementary	70/63776-00-002	1/16/2019	\$ 1,668,595	TBD	5/22/2019
Pixley Unified	Tulare	Pixley Elementary	70/72041-00-001	1/22/2019	\$ 1,258,906	TBD	5/22/2019
Sulphur Springs Unified	Los Angeles	Pinetree Community	70/65045-00-001	1/22/2019	\$ 2,085,744	TBD	5/22/2019
Sulphur Springs Unified	Los Angeles	Mitchell Community	70/65045-00-002	1/22/2019	\$ 2,085,744	TBD	5/22/2019
Sulphur Springs Unified	Los Angeles	Sulphur Springs Community	70/65045-00-003	1/22/2019	\$ 1,668,595	TBD	5/22/2019
Sulphur Springs Unified	Los Angeles	Leona Cox Community	70/65045-00-004	1/22/2019	\$ 1,251,446	TBD	5/22/2019
Sulphur Springs Unified	Los Angeles	Canyon Springs Community	70/65045-00-005	1/22/2019	\$ 1,251,446	TBD	5/22/2019
Sulphur Springs Unified	Los Angeles	Mint Canyon Community	70/65045-00-006	1/22/2019	\$ 1,251,446	TBD	5/22/2019
Sulphur Springs Unified	Los Angeles	Fair Oaks Ranch Community	70/65045-00-007	1/22/2019	\$ 2,920,041	TBD	5/22/2019
Sulphur Springs Unified	Los Angeles	Golden Oak Community	70/65045-00-008	1/22/2019	\$ 1,251,446	TBD	5/22/2019
Sulphur Springs Unified	Los Angeles	Valley View Community	70/65045-00-009	1/22/2019	\$ 711,700	TBD	5/22/2019
Kelseyville Unified	Lake	Kelseyville Elementary	70/64014-00-001	1/23/2019	\$ 2,093,204	TBD	5/22/2019
Kelseyville Unified	Lake	Kelseyville Elementary	71/64014-00-001	1/23/2019	\$ 787,447	TBD	5/22/2019
Martinez Unified	Contra Costa	John Muir Elementary	70/61739-00-001	1/23/2019	\$ 834,298	TBD	5/22/2019
Edison Elementary	Kern	Orangewood Elementary	70/63438-00-001	1/24/2019	\$ 1,676,055	TBD	5/22/2019
Lucia Mar Unified	San Luis Obispo	Dorthea Lange Elementary	70/68759-00-001	1/24/2019	\$ 834,298	TBD	5/22/2019
Morgan Hill Unified	Santa Clara	Nordstrom Elementary	70/69583-00-001	1/24/2019	\$ 2,085,744	TBD	5/22/2019
Morgan Hill Unified	Santa Clara	Jackson Academy	70/69583-00-002	1/24/2019	\$ 1,251,446	TBD	5/22/2019
Morgan Hill Unified	Santa Clara	San Martin/Gwinn Elementary	70/69583-00-003	1/24/2019	\$ 1,251,446	TBD	5/22/2019
Morgan Hill Unified	Santa Clara	El Toro Elementary	71/69583-00-001	1/24/2019	\$ 348,300	TBD	5/22/2019
Morgan Hill Unified	Santa Clara	Los Paseos Elementary	71/69583-00-002	1/24/2019	\$ 464,400	TBD	5/22/2019
Morgan Hill Unified	Santa Clara	Paradise Valley Elementary	71/69583-00-003	1/24/2019	\$ 232,200	TBD	5/22/2019
Morgan Hill Unified	Santa Clara	P.A. Walsh Elementary	71/69583-00-004	1/24/2019	\$ 464,400	TBD	5/22/2019
Morgan Hill Unified	Santa Clara	Barrett Elementary	71/69583-00-005	1/24/2019	\$ 116,100	TBD	5/22/2019
Santa Barbara Unified	Santa Barbara	Adams Elementary	70/76786-00-001	1/24/2019	\$ 1,251,446	TBD	5/22/2019
Alta Vista Elementary	Tulare	Alta Vista Elementary	70/71811-00-001	1/25/2019	\$ 914,775	TBD	5/22/2019
Armona Union Elementary	Kings	Armona Elementary	70/63875-00-001	1/25/2019	\$ 1,219,700	TBD	5/22/2019
Ceres Unified	Stanislaus	Sam Vaughn Elementary	70/71043-00-001	1/25/2019	\$ 824,048	TBD	5/22/2019
Cutler-Orosi Joint Unified	Tulare	Golden Valley Elementary	70/71860-00-001	1/25/2019	\$ 2,134,475	TBD	5/22/2019
Cutler-Orosi Joint Unified	Tulare	Palm Elementary	70/71860-00-002	1/25/2019	\$ 1,829,550	TBD	5/22/2019
Cutler-Orosi Joint Unified	Tulare	Cutler Elementary	70/71860-00-003	1/25/2019	\$ 1,829,550	TBD	5/22/2019
Hanford Elementary	Kings	Lincoln Elementary	70/63917-00-001	1/25/2019	\$ 914,775	TBD	5/22/2019
Hanford Elementary	Kings	Monroe Elementary	70/63917-00-002	1/25/2019	\$ 609,850	TBD	5/22/2019
Hope Elementary	Tulare	Hope Elementary	70/71944-00-001	1/25/2019	\$ 609,850	TBD	5/22/2019
Island Union Elementary	Kings	Island Union Elementary	70/63933-00-001	1/25/2019	\$ 304,925	TBD	5/22/2019
Kit Carson Unified	Kings	Kit Carson Elementary	70/63958-00-001	1/25/2019	\$ 304,925	TBD	5/22/2019
Liberty Elementary	Tulare	Liberty Elementary	70/71985-00-001	1/25/2019	\$ 304,925	TBD	5/22/2019
Lucia Mar Unified	San Luis Obispo	Dana Elementary	70/68759-00-002	1/25/2019	\$ 834,298	TBD	5/22/2019
Standard Elementary	Kern	Standard Elementary	70/63792-00-001	1/25/2019	\$ 417,149	TBD	5/22/2019
Standard Elementary	Kern	Wingland Elementary	70/63792-00-002	1/25/2019	\$ 1,668,595	TBD	5/22/2019
Standard Elementary	Kern	Highland Elementary	70/63792-00-003	1/25/2019	\$ 1,668,595	TBD	5/22/2019
Traver Joint Elementary	Tulare	Traver Elementary	70/72223-00-001	1/25/2019	\$ 609,850	TBD	5/22/2019
Woodville Union Elementary	Tulare	Woodville Elementary	70/72298-00-001	1/25/2019	\$ 914,775	TBD	5/22/2019
Alisal Unified	Monterey	Oscar F. Loya Elementary	70/65961-00-001	1/28/2019	\$ 1,251,446	TBD	5/22/2019
Alisal Unified	Monterey	Cesar E. Chavez Elementary	70/65961-00-002	1/28/2019	\$ 1,251,446	TBD	5/22/2019
Alisal Unified	Monterey	Creekside Elementary	70/65961-00-003	1/28/2019	\$ 1,251,446	TBD	5/22/2019
Alisal Unified	Monterey	Virginia Rocca Barton Elementary	70/65961-00-004	1/28/2019	\$ 1,251,446	TBD	5/22/2019
Alisal Unified	Monterey	Dr. Martin Luther King, Jr. Academy	70/65961-00-005	1/28/2019	\$ 834,298	TBD	5/22/2019
Alisal Unified	Monterey	John E. Steinbeck Elementary	70/65961-00-006	1/28/2019	\$ 834,298	TBD	5/22/2019

Full-Day Kindergarten Facilities Grant Program
- Workload as of January 31, 2019 -

Alisal Unified	Monterey	Monte Bella Elementary	70/65961-00-007	1/28/2019	\$ 417,149	TBD	5/22/2019
Alisal Unified	Monterey	Alisal Community	70/65961-00-008	1/28/2019	\$ 417,149	TBD	5/22/2019
Bakersfield City	Kern	Bessie Owens Primary	70/63321-00-001	1/28/2019	\$ 2,502,893	TBD	5/22/2019
Greenfield Union Elementary	Monterey	Mary Chapa Academy	71/66035-00-001	1/28/2019	\$ 1,605,303	TBD	5/22/2019
San Rafael City Schools	Marin	San Pedro Elementary	70/65458-00-001	1/28/2019	\$ 1,668,595	TBD	5/22/2019
Santa Ana Unified	Orange	Thomas Jefferson Elementary	70/66670-00-001	1/28/2019	\$ 2,085,744	TBD	5/22/2019
Santa Ana Unified	Orange	George Washington Elementary	70/66670-00-002	1/28/2019	\$ 2,502,893	TBD	5/22/2019
Santa Ana Unified	Orange	Martin Luther King JR. Elementary	70/66670-00-003	1/28/2019	\$ 417,149	TBD	5/22/2019
Santa Ana Unified	Orange	Thomas A. Edison Elementary	70/66670-00-004	1/28/2019	\$ 1,668,595	TBD	5/22/2019
Santa Ana Unified	Orange	John Muir Elementary	70/66670-00-005	1/28/2019	\$ 834,298	TBD	5/22/2019
Santa Ana Unified	Orange	Pio Pico Elementary	70/66670-00-006	1/28/2019	\$ 834,298	TBD	5/22/2019
Santa Ana Unified	Orange	Jim Thorpe Fundamental Elementary	70/66670-00-007	1/28/2019	\$ 1,251,446	TBD	5/22/2019
Santa Ana Unified	Orange	Walker Elementary	70/66670-00-008	1/28/2019	\$ 417,149	TBD	5/22/2019
Santa Ana Unified	Orange	James A. Garfield Elementary	70/66670-00-009	1/28/2019	\$ 1,251,446	TBD	5/22/2019
Santa Ana Unified	Orange	Greenville Fundamental Elementary	70/66670-00-010	1/28/2019	\$ 2,920,041	TBD	5/22/2019
Santa Ana Unified	Orange	Abraham Lincoln Elementary	70/66670-00-011	1/28/2019	\$ 1,668,595	TBD	5/22/2019
Santa Ana Unified	Orange	Monte Vista Elementary	70/66670-00-012	1/28/2019	\$ 834,298	TBD	5/22/2019
Santa Ana Unified	Orange	Theodore Roosevelt Elementary	70/66670-00-013	1/28/2019	\$ 834,298	TBD	5/22/2019
Santa Ana Unified	Orange	Sepulveda Elementary	70/66670-00-014	1/28/2019	\$ 417,149	TBD	5/22/2019
Santa Ana Unified	Orange	Spurgeon_Romero-Cruz Dual Language Academy	71/66670-00-001	1/28/2019	\$ 242,393	TBD	5/22/2019
Santa Ana Unified	Orange	Andrew Jackson Elementary	71/66670-00-002	1/28/2019	\$ 889,625	TBD	5/22/2019
Santa Ana Unified	Orange	George Washington Carver Elementary	71/66670-00-003	1/28/2019	\$ 242,393	TBD	5/22/2019
Santa Ana Unified	Orange	Martin R. Heninger Elementary	71/66670-00-004	1/28/2019	\$ 363,589	TBD	5/22/2019
Santa Ana Unified	Orange	John Adams Elementary	71/66670-00-005	1/28/2019	\$ 242,393	TBD	5/22/2019
Santa Ana Unified	Orange	John Muir Elementary	71/66670-00-006	1/28/2019	\$ 363,589	TBD	5/22/2019
Santa Ana Unified	Orange	Santiago Elementary	71/66670-00-007	1/28/2019	\$ 533,775	TBD	5/22/2019
Santa Ana Unified	Orange	John C. Fremont Elementary	71/66670-00-008	1/28/2019	\$ 121,196	TBD	5/22/2019
Santa Ana Unified	Orange	Heroes Elementary	71/66670-00-009	1/28/2019	\$ 121,196	TBD	5/22/2019
Santa Ana Unified	Orange	John F. Kennedy	71/66670-00-010	1/28/2019	\$ 484,785	TBD	5/22/2019
Santa Ana Unified	Orange	James Madison Elementary	71/66670-00-011	1/28/2019	\$ 1,245,475	TBD	5/22/2019
Santa Ana Unified	Orange	Glenn L. Martin Elementary	71/66670-00-012	1/28/2019	\$ 484,785	TBD	5/22/2019
Santa Ana Unified	Orange	William Howard Taft Elementary	71/66670-00-013	1/28/2019	\$ 121,196	TBD	5/22/2019
Santa Ana Unified	Orange	Wallace R. Davis Elementary	71/66670-00-014	1/28/2019	\$ 355,850	TBD	5/22/2019
Santa Ana Unified	Orange	Diamond Elementary	71/66670-00-015	1/28/2019	\$ 355,850	TBD	5/22/2019
Santa Ana Unified	Orange	Carl Harvey Elementary	71/66670-00-016	1/28/2019	\$ 121,196	TBD	5/22/2019
Santa Ana Unified	Orange	Herbet Hoover Elementary	71/66670-00-017	1/28/2019	\$ 121,196	TBD	5/22/2019
Santa Ana Unified	Orange	James Russell Lowell	71/66670-00-018	1/28/2019	\$ 605,981	TBD	5/22/2019
Santa Ana Unified	Orange	James Monroe Elementary	71/66670-00-019	1/28/2019	\$ 121,196	TBD	5/22/2019
Twin Ridges Elementary	Nevada	Grizzly Hill Elementary	70/66415-00-001	1/28/2019	\$ 419,484	TBD	5/22/2019
Alpaugh Unified	Tulare	Alpaugh Elementary	70/71803-00-001	1/29/2019	\$ 609,850	TBD	5/22/2019
Chico Unified	Butte	Emma Wilson Elementary	70/61424-00-001	1/29/2019	\$ 1,251,446	TBD	5/22/2019
Chico Unified	Butte	Rosedale Elementary	70/61424-00-002	1/29/2019	\$ 1,668,595	TBD	5/22/2019
Chico Unified	Butte	Marigold Elementary	70/61424-00-003	1/29/2019	\$ 1,668,595	TBD	5/22/2019
Chico Unified	Butte	Neal Dow Elementary	70/61424-00-004	1/29/2019	\$ 417,149	TBD	5/22/2019
Chico Unified	Butte	Sierra View Elementary	70/61424-00-005	1/29/2019	\$ 1,251,446	TBD	5/22/2019
Chico Unified	Butte	Hooker Oak Elementary	70/61424-00-006	1/29/2019	\$ 1,251,446	TBD	5/22/2019
Fairfield-Suisun Unified	Solano	Suisun Elementary	70/70540-00-001	1/29/2019	\$ 834,298	TBD	5/22/2019
Fairfield-Suisun Unified	Solano	David Weir Elementary	70/70540-00-002	1/29/2019	\$ 417,149	TBD	5/22/2019
Jamul Dulzura Union Elementary	San Diego	Jamul Primary	70/68155-00-001	1/29/2019	\$ 1,258,906	TBD	5/22/2019
Los Nietos Elementary	Los Angeles	Nelson Elementary	71/64758-00-001	1/29/2019	\$ 359,828	TBD	5/22/2019
Richgrove Elementary	Tulare	Richgrove Elementary	70/72082-00-001	1/29/2019	\$ 424,609	TBD	5/22/2019
Santa Ana Unified	Orange	Woodrow Wilson Elementary	70/66670-00-015	1/29/2019	\$ 1,668,595	TBD	5/22/2019
Solana Beach Elementary	San Diego	Solana Vista Elementary	70/68387-00-001	1/29/2019	\$ 1,668,595	TBD	5/22/2019
Washington Colony Elementary	Fresno	Washington Colony Elementary	70/62513-00-001	1/29/2019	\$ 841,758	TBD	5/22/2019
Dehesa Elementary	San Diego	Dehesa Elementary	70/68049-00-001	1/30/2019	\$ 841,758	TBD	5/22/2019
Fresno Unified	Fresno	Ericson Elementary	70/62166-00-001	1/30/2019	\$ 1,251,446	TBD	5/22/2019

Full-Day Kindergarten Facilities Grant Program
- Workload as of January 31, 2019 -

Fresno Unified	Fresno	Addams Elementary	70/62166-00-002	1/30/2019	\$ 834,298	TBD	5/22/2019
Fresno Unified	Fresno	Del Mar Elementary	70/62166-00-003	1/30/2019	\$ 1,251,446	TBD	5/22/2019
Fresno Unified	Fresno	Ewing Elementary	70/62166-00-004	1/30/2019	\$ 1,668,595	TBD	5/22/2019
Moreno Valley Unified	Riverside	Butterfield Elementary	70/67124-00-001	1/30/2019	\$ 1,668,595	TBD	5/22/2019
Moreno Valley Unified	Riverside	Honey Hollow Elementary	70/67124-00-002	1/30/2019	\$ 1,251,446	TBD	5/22/2019
Moreno Valley Unified	Riverside	North Ridge Elementary	70/67124-00-003	1/30/2019	\$ 1,251,446	TBD	5/22/2019
Moreno Valley Unified	Riverside	Ridge Crest Elementary	70/67124-00-004	1/30/2019	\$ 834,298	TBD	5/22/2019
Moreno Valley Unified	Riverside	Seneca Elementary	70/67124-00-005	1/30/2019	\$ 834,298	TBD	5/22/2019
Moreno Valley Unified	Riverside	Serrano Elementary	70/67124-00-006	1/30/2019	\$ 834,298	TBD	5/22/2019
Moreno Valley Unified	Riverside	Bear Valley Elementary	70/67124-00-007	1/30/2019	\$ 417,149	TBD	5/22/2019
Moreno Valley Unified	Riverside	Cloverdale Elementary	70/67124-00-008	1/30/2019	\$ 417,149	TBD	5/22/2019
Moreno Valley Unified	Riverside	Butterfield Elementary	71/67124-00-002	1/30/2019	\$ 242,393	TBD	5/22/2019
Moreno Valley Unified	Riverside	Bear Valley Elementary	71/67124-00-003	1/30/2019	\$ 363,589	TBD	5/22/2019
Moreno Valley Unified	Riverside	Cloverdale Elementary	71/67124-00-004	1/30/2019	\$ 363,589	TBD	5/22/2019
Moreno Valley Unified	Riverside	Creekside Elementary	71/67124-00-004	1/30/2019	\$ 481,530	TBD	5/22/2019
Moreno Valley Unified	Riverside	Hendrick Ranch Elementary	71/67124-00-005	1/30/2019	\$ 481,530	TBD	5/22/2019
Moreno Valley Unified	Riverside	Hidden Springs Elementary	71/67124-00-006	1/30/2019	\$ 321,020	TBD	5/22/2019
Planada Elementary	Merced	Planada Elementary	70/65821-00-001	1/30/2019	\$ 1,258,906	TBD	5/22/2019
Rialto Unified	Riverside	Casey Elementary	70/67850-00-001	1/30/2019	\$ 1,251,446	TBD	5/22/2019
Rialto Unified	Riverside	LM Preston Elementary	70/67850-00-002	1/30/2019	\$ 417,149	TBD	5/22/2019
Rialto Unified	Riverside	Trapp Elementary	70/67850-00-003	1/30/2019	\$ 417,149	TBD	5/22/2019
Rialto Unified	Riverside	LM Preston Elementary	71/67850-00-002	1/30/2019	\$ 355,850	TBD	5/22/2019
Rialto Unified	Riverside	Dollahan Elementary	71/67850-00-002	1/30/2019	\$ 363,589	TBD	5/22/2019
Rialto Unified	Riverside	Morgan Elementary	71/67850-00-003	1/30/2019	\$ 363,589	TBD	5/22/2019
Rialto Unified	Riverside	Morris Elementary	71/67850-00-004	1/30/2019	\$ 363,589	TBD	5/22/2019
Rialto Unified	Riverside	Dunn Elementary	71/67850-00-005	1/30/2019	\$ 242,393	TBD	5/22/2019
Rialto Unified	Riverside	J.C. Boyd	71/67850-00-006	1/30/2019	\$ 242,393	TBD	5/22/2019
Rialto Unified	Riverside	Lida M Henry Elementary	71/67850-00-007	1/30/2019	\$ 121,196	TBD	5/22/2019
Sanger Unified	Fresno	Madison Elementary	70/62414-00-001	1/30/2019	\$ 834,298	TBD	5/22/2019
Sanger Unified	Fresno	Lincoln Elementary	70/62414-00-002	1/30/2019	\$ 834,298	TBD	5/22/2019
Sanger Unified	Fresno	John Walsh Elementary	70/62414-00-003	1/30/2019	\$ 834,298	TBD	5/22/2019
Sanger Unified	Fresno	Wilson Elementary	70/62414-00-004	1/30/2019	\$ 834,298	TBD	5/22/2019
Santee Elementary	San Diego	Sycamore Canyon Elementary	70/68361-00-001	1/30/2019	\$ 834,298	TBD	5/22/2019
Santee Elementary	San Diego	PRIDE Academy	70/68361-00-002	1/30/2019	\$ 841,758	TBD	5/22/2019
Santee Elementary	San Diego	Sycamore Canyon Elementary	71/68361-00-002	1/30/2019	\$ 363,589	TBD	5/22/2019
Sonora Elementary	Toulumne	Sonora Elementary	70/72371-00-001	1/30/2019	\$ 824,048	TBD	5/22/2019
Burton Elementary	Tulare	Summit Charter Academy Mathew	70/71837-00-001	1/31/2019	\$ 609,850	TBD	5/22/2019
El Centro Elementary	Imperial	Lincoln Elementary	70/63123-00-001	1/31/2019	\$ 834,298	TBD	5/22/2019
El Centro Elementary	Imperial	Hedrick Elementary	70/63123-00-002	1/31/2019	\$ 834,298	TBD	5/22/2019
El Centro Elementary	Imperial	Hardin Elementary	70/63123-00-003	1/31/2019	\$ 834,298	TBD	5/22/2019
Farmersville Unified	Tulare	Hester Elementary	70/75325-00-001	1/31/2019	\$ 1,524,625	TBD	5/22/2019
Fontana Unified	San Bernadino	Kathy Binks Elementary	70/67710-00-001	1/31/2019	\$ 1,668,595	TBD	5/22/2019
Fontana Unified	San Bernadino	Locust Elementary	70/67710-00-002	1/31/2019	\$ 417,149	TBD	5/22/2019
Fontana Unified	San Bernadino	Primrose Elementary	70/67710-00-003	1/31/2019	\$ 834,298	TBD	5/22/2019
Fontana Unified	San Bernadino	Dorothy Grant Elementary	70/67710-00-004	1/31/2019	\$ 417,149	TBD	5/22/2019
Fontana Unified	San Bernadino	Hemlock Elementary	70/67710-00-005	1/31/2019	\$ 834,298	TBD	5/22/2019
Fontana Unified	San Bernadino	Poplar Elementary	70/67710-00-006	1/31/2019	\$ 834,298	TBD	5/22/2019
Fontana Unified	San Bernadino	Sierra Lakes Elementary	70/67710-00-007	1/31/2019	\$ 417,149	TBD	5/22/2019
Fontana Unified	San Bernadino	Oleander Elementary	70/67710-00-008	1/31/2019	\$ 1,668,595	TBD	5/22/2019
Fontana Unified	San Bernadino	Porter Elementary	70/67710-00-009	1/31/2019	\$ 1,251,446	TBD	5/22/2019
Fontana Unified	San Bernadino	Beech Elementary	70/67710-00-010	1/31/2019	\$ 834,298	TBD	5/22/2019
Fontana Unified	San Bernadino	Palmetto Elementary	70/67710-00-011	1/31/2019	\$ 1,251,446	TBD	5/22/2019
Fontana Unified	San Bernadino	Date Elementary	70/67710-00-012	1/31/2019	\$ 1,251,446	TBD	5/22/2019
Fontana Unified	San Bernadino	Randall Pepper Elementary	70/67710-00-013	1/31/2019	\$ 834,298	TBD	5/22/2019
Fontana Unified	San Bernadino	Citrus Elementary	70/67710-00-014	1/31/2019	\$ 834,298	TBD	5/22/2019
Fontana Unified	San Bernadino	Cypress Elementary	70/67710-00-015	1/31/2019	\$ 1,251,446	TBD	5/22/2019

Full-Day Kindergarten Facilities Grant Program
- Workload as of January 31, 2019 -

Fontana Unified	San Bernadino	Canyon Crest Elementary	70/67710-00-016	1/31/2019	\$ 834,298	TBD	5/22/2019
Fontana Unified	San Bernadino	Live Oak Elementary	70/67710-00-017	1/31/2019	\$ 834,298	TBD	5/22/2019
Fontana Unified	San Bernadino	West Randall Elementary	70/67710-00-018	1/31/2019	\$ 417,149	TBD	5/22/2019
Fontana Unified	San Bernadino	N. Tamarind Elementary	70/67710-00-019	1/31/2019	\$ 417,149	TBD	5/22/2019
Fontana Unified	San Bernadino	Locust Elementary	71/67710-00-001	1/31/2019	\$ 242,393	TBD	5/22/2019
Fontana Unified	San Bernadino	Primrose Elementary	71/67710-00-002	1/31/2019	\$ 242,393	TBD	5/22/2019
Fontana Unified	San Bernadino	Juniper Elementary	71/67710-00-003	1/31/2019	\$ 355,850	TBD	5/22/2019
Fontana Unified	San Bernadino	Oak Park Elementary	71/67710-00-004	1/31/2019	\$ 121,196	TBD	5/22/2019
Fontana Unified	San Bernadino	Tokay Elementary	71/67710-00-005	1/31/2019	\$ 355,850	TBD	5/22/2019
Fontana Unified	San Bernadino	Randall Pepper Elementary	71/67710-00-006	1/31/2019	\$ 242,393	TBD	5/22/2019
Fontana Unified	San Bernadino	South Tamarind Elementary	71/67710-00-007	1/31/2019	\$ 533,775	TBD	5/22/2019
Fontana Unified	San Bernadino	Chaparral Elementary	71/67710-00-008	1/31/2019	\$ 121,196	TBD	5/22/2019
Fontana Unified	San Bernadino	Shadow Hills Elementary	71/67710-00-009	1/31/2019	\$ 121,196	TBD	5/22/2019
Fontana Unified	San Bernadino	Maple Elementary	71/67710-00-010	1/31/2019	\$ 533,775	TBD	5/22/2019
Fontana Unified	San Bernadino	Almond Elementary	71/67710-00-011	1/31/2019	\$ 121,196	TBD	5/22/2019
Guadalupe Union Elementary	Santa Barbara	May Buren Elementary	70/69203-00-001	1/31/2019	\$ 2,920,041	TBD	5/22/2019
Hollister Elementary	San Benito	Calaveras Elementary	70/67470-00-001	1/31/2019	\$ 1,668,595	TBD	5/22/2019
Hollister Elementary	San Benito	RO Hardin Elementary	70/67470-00-002	1/31/2019	\$ 1,668,595	TBD	5/22/2019
Hollister Elementary	San Benito	Gabilan Hills Elementary	70/67470-00-003	1/31/2019	\$ 2,085,744	TBD	5/22/2019
Hollister Elementary	San Benito	Cerra Vista Elementary	70/67470-00-004	1/31/2019	\$ 2,085,744	TBD	5/22/2019
Mountain Empire Elementary	San Diego	Campo Elementary	70/68213-00-001	1/31/2019	\$ 609,850	TBD	5/22/2019
Mountain Empire Elementary	San Diego	Clover Flat Elementary	70/68213-00-002	1/31/2019	\$ 304,925	TBD	5/22/2019
Mountain Empire Elementary	San Diego	Descanso Elementary	70/68213-00-003	1/31/2019	\$ 304,925	TBD	5/22/2019
Mountain Empire Elementary	San Diego	Potrero Elementary	70/68213-00-004	1/31/2019	\$ 609,850	TBD	5/22/2019
Porterville Unified	Tulare	Santa Fe Elementary	70/75523-00-001	1/31/2019	\$ 1,219,700	TBD	5/22/2019
Santee Elementary	San Diego	Chet F. Harritt Elementary	70/68361-00-003	1/31/2019	\$ 834,298	TBD	5/22/2019
Santee Elementary	San Diego	Carlton Hills Elementary	70/68361-00-004	1/31/2019	\$ 417,149	TBD	5/22/2019
Santee Elementary	San Diego	Cajon Park Elementary	70/68361-00-005	1/31/2019	\$ 417,149	TBD	5/22/2019
Santee Elementary	San Diego	Chet F. Harritt Elementary	71/68361-00-002	1/31/2019	\$ 355,850	TBD	5/22/2019
Santee Elementary	San Diego	Carlton Hills Elementary	71/68361-00-003	1/31/2019	\$ 355,850	TBD	5/22/2019
Santee Elementary	San Diego	Carlton Oaks Elementary	71/68361-00-004	1/31/2019	\$ 889,625	TBD	5/22/2019
Santee Elementary	San Diego	Cajon Park Elementary	71/68361-00-005	1/31/2019	\$ 355,850	TBD	5/22/2019
Santee Elementary	San Diego	Hill Creek Elementary	71/68361-00-006	1/31/2019	\$ 889,625	TBD	5/22/2019
Santee Elementary	San Diego	Rio Seco Elementary	71/68361-00-007	1/31/2019	\$ 889,625	TBD	5/22/2019
Tulare City Elementary	Tulare	Roosevelt Elementary	70/72231-00-001	1/31/2019	\$ 1,829,550	TBD	5/22/2019
Vacaville Unified	Solano	Edwin Markham Elementary	70/70573-00-001	1/31/2019	\$ 2,060,119	TBD	5/22/2019
Visalia Unified	Tulare	Goshen Elementary	70/72256-00-001	1/31/2019	\$ 1,219,700	TBD	5/22/2019
Whittier City	Los Angeles	Jackson Elementary	71/65110-00-001	1/31/2019	\$ 242,393	TBD	5/22/2019
Whittier City	Los Angeles	Mill Elementary	71/65110-00-002	1/31/2019	\$ 121,196	TBD	5/22/2019

NEW CONSTRUCTION				\$ 234,870,063	\$ -
RETROFIT				\$ 23,988,403	\$ -
FULL-DAY KINDERGARTEN TOTAL*				\$ 258,858,466	

* Full-Day Kindergarten Facilities Grant Program applications received by OPSC for the January 2019 Filing Round. OPSC has not yet reviewed the total grant requested and the total number of projects may exceed available expenditure authority. Placement on this list does not confirm funding.

INFORMATION ITEM

SCHOOL FACILITY PROGRAM APPLICATIONS RECEIVED BEYOND BOND AUTHORITY LIST (as of January 31, 2019)

The applications on this list represent School Facility Program (SFP) New Construction and Modernization projects in date order received that were received on or after September 13, 2018 through January 31, 2019. These applications have been received, but not reviewed, by the Office of Public School Construction (OPSC). This list is presented to the State Allocation Board for acknowledgement, but not approval pursuant to SFP Regulation Section 1859.95.1.

Published monthly in the SAB Agenda.

This report is also on the OPSC Web site at:

www.dgs.ca.gov/opsc

SFP APPLICATIONS
New Construction Acknowledged Applications Received Past Existing Authority as of January 31, 2019

District	County	Site Name	DSA Number	50-04 Date Received	Estimated State Grant (a)	Estimated Financial Hardship (b)
Imperial County Office of Education	Imperial	La Paloma Middle	04-116828	09/14/18	\$ 1,442,651	\$ 1,442,651
Winters Joint Unified	Yolo	Winters High	02-115475	09/14/18	\$ 2,188,077	\$ -
Plaza Elementary	Glenn	Plaza Elementary	02-116764	09/18/18	\$ 2,672,913	\$ 2,672,913
Gustine Unified	Merced	Gustine High	02-116135	09/19/18	\$ 4,814,849	\$ 4,814,849
Corona-Norco Unified	Riverside	Roosevelt High	04-115480	09/21/18	\$ 15,085,368	\$ -
Round Valley Unified	Mendocino	Round Valley High	01-117277	09/24/18	\$ 2,353,745	\$ 2,353,745
Live Oak Unified	Sutter	Live Oak Middle	02-116511	09/24/18	\$ 1,776,402	\$ -
Corona-Norco Unified	Riverside	Garretson Elementary	04-115277	10/01/18	\$ 3,682,897	\$ -
Lammersville Joint Unified	San Joaquin	Cordes Elementary	02-116707	10/04/18	\$ 14,117,100	\$ -
San Benito High	San Benito	San Benito High	01-117136	10/08/18	\$ 6,418,818	\$ -
Fairfield-Suisun Unified	Solano	E Ruth Sheldon Academy of Innovative Learning	02-116436	10/10/18	\$ 1,574,262	\$ -
Grossmont Union High	San Diego	Granite Hills High	04-116776	10/12/18	\$ 966,051	\$ -
El Centro Elementary	Imperial	Harding Elementary	04-117257	10/15/18	\$ 1,656,420	\$ -
Wasco Union Elementary	Kern	James A Forrest Elementary	03-117605	10/15/18	\$ 11,839,197	\$ 11,839,197
Alview-Dairyland Union Elementary	Madera	Alview Elementary	Site/Design	10/16/18	\$ 122,877	\$ 122,877
Alview-Dairyland Union Elementary	Madera	Dairyland Elementary	Site/Design	10/16/18	\$ 122,877	\$ 122,877
Kings River Union Elementary	Tulare	Kings River Elementary	Site/Design	10/16/18	\$ 1,869,396	\$ 1,869,396
Fremont Union High	Santa Clara	Homestead High	01-116560	10/23/18	\$ 3,185,692	\$ -
Fremont Unified	Alameda	G M Walters Junior High	01-115744	10/24/18	\$ 7,741,378	\$ -
Orange Unified	Orange	Orange High	04-116859	10/25/18	\$ 1,543,988	\$ -
Grossmont Union High	San Diego	El Capitan High	04-116979	10/25/18	\$ 2,379,500	\$ -
Corning Union High	Tehama	Corning High	02-116489	10/26/18	\$ 3,546,223	\$ -
Castro Valley Unified	Alameda	Castro Valley High	01-116720	10/29/18	\$ 1,380,830	\$ -
Castro Valley Unified	Alameda	Castro Valley High	01-116816	10/29/18	\$ 1,625,897	\$ -
Grossmont Union High	San Diego	Monte Vista High	04-116978	10/29/18	\$ 1,536,016	\$ -
West Park Elementary	Fresno	West Park Elementary	02-116848	10/30/18	\$ 3,948,406	\$ 3,948,406
Campbell Union High	Santa Clara	Leigh High	01-117171	10/30/18	\$ 4,203,090	\$ -
Central Union High	Imperial	Central Union High	04-116825	10/31/18	\$ 11,738,874	\$ 11,738,874
Pajaro Valley Unified	Santa Cruz	Pajaro Valley High	01-116514	10/31/18	\$ 1,905,424	\$ -
Fairfield-Suisun Unified	Solano	E Ruth Sheldon Academy of Innovative Learning	02-116436	10/31/18	\$ 4,711,065	\$ -
Fresno County Office of Education	Fresno	Selma High	02-116799	11/06/18	\$ 295,279	\$ -
Jurupa Unified	Riverside	West Riverside Elementary	04-115786	11/09/18	\$ 4,338,436	\$ -
Sunnyside Union Elementary	Tulare	Sunnyside Elementary	Site/Design	11/14/18	\$ 4,562,914	\$ 4,562,914
Santa Maria-Bonita	Santa Barbara	Measure T Elementary	03-118839	11/16/18	\$ 11,229,282	\$ -
Williams Unified	Colusa	Williams Elementary	Site/Design	11/19/18	\$ 867,525	\$ 867,525
Williams Unified	Colusa	Williams High	Site/Design	11/19/18	\$ 1,429,051	\$ 1,429,051
Pierce Joint Unified	Colusa	Arbuckle Elementary	02-116802	11/20/18	\$ 1,941,453	\$ -
Los Angeles Unified	Los Angeles	International Studies Learning Center	03-117730	11/26/18	\$ 8,212,769	\$ -
William S. Hart Union High	Los Angeles	William S Hart High	03-118530	11/29/18	\$ 9,813,917	\$ -
Oxnard	Ventura	Seabridge Elementary	03-118672	12/07/18	\$ 13,517,344	\$ -
Oxnard	Ventura	Seabridge Elementary	03-118672	12/07/18	\$ 786,556	\$ -
Porterville Unified	Tulare	Porterville Military Academy	02-115851	12/07/18	\$ 2,092,468	\$ -
Arvin Union	Kern	Bear Mountain Elementary	03-119081	12/14/18	\$ 3,118,320	\$ -

SFP APPLICATIONS

New Construction Acknowledged Applications Received Past Existing Authority as of January 31, 2019

District	County	Site Name	DSA Number	50-04 Date Received	Estimated State Grant (a)	Estimated Financial Hardship (b)
Meadows Union Elementary	Imperial	Meadows Elementary	04-116690	12/20/18	\$ 2,874,742	\$ -
Blochman Union Elementary	Santa Barbara	Benjamin Foxen Elementary	03-119221	12/21/18	\$ 1,308,316	\$ -
Sanger Unified	Fresno	Washington Academic Middle	02-117046	12/24/18	\$ 560,664	\$ -
Etiwanda Elementary	San Bernardino	John L Golden Elementary	04-116718	01/15/19	\$ 1,331,474	\$ -
Tulare Joint Union High	Tulare	Tulare Union High	02-116884	01/15/19	\$ 4,426,098	\$ -
Lemoore Union High	Kings	Lemoore High	02-116535	01/18/19	\$ 5,710,055	\$ -
South Pasadena Unified	Los Angeles	South Pasadena Senior High	03-117509	01/18/19	\$ 1,814,372	\$ -
South Pasadena Unified	Los Angeles	South Pasadena Senior High	03-118006	01/18/19	\$ 478,063	\$ -
Etiwanda Elementary	San Bernardino	David W Long Elementary	04-117113	01/18/19	\$ 1,296,904	\$ -
Hope Elementary	Tulare	Hope Elementary	Site/Design	01/18/19	\$ 885,316	\$ 885,316
Kings Canyon Joint Unified	Fresno	Reedley Middle College High	02-115465	01/28/19	\$ 3,851,979	\$ -
					\$ 208,893,580	\$ 48,670,591
					\$	257,564,171

INFORMATION ITEM

**FACILITY HARDSHIP/REHABILITATION APPROVALS WITHOUT
FUNDING**

As of December 11, 2018

FACILITY HARDSHIP/REHABILITATION APPROVALS WITHOUT FUNDING

As of January 23, 2019 State Allocation Board

FACILITY HARDSHIP

<i>School District</i>	<i>County</i>	<i>Program</i>	<i>Application Number</i>	<i>School Site Name</i>	<i>SAB Approval Date</i>	<i>Funding Application Due Date</i>	<i>Estimated State Grant</i>
Muroc JUSD	Kern	Facility Hardship	51/63685-00-001	Desert Junior-Senior High	6/23/2018	11/25/2019	\$5,955,850 *
Estimated Total Need (State Share)							\$ 5,955,850

REHABILITATION

<i>School District</i>	<i>County</i>	<i>Program</i>	<i>Application Number</i>	<i>School Site Name</i>	<i>SAB Approval Date</i>	<i>Funding Application Due Date</i>	<i>Estimated State Grant</i>
Muroc JUSD	Kern	Seismic Mitigation	58/63685-00-001	Desert Junior-Senior High	6/23/2018	11/25/2019	\$ 961,580 *
Estimated Total Need (State Share)							\$ 961,580

Facility Hardship and Rehabilitation Estimated Total Need (State Share)							\$ 6,917,430
--	--	--	--	--	--	--	--------------

*These projects have received design apportionments which are included in the Estimated State Grant amount.

Section 1859.81. Financial Hardship.

Except for Joint-Use Projects and Career Technical Education Facilities Projects, a district is eligible for financial hardship to fund all or a portion of its matching share requirement after demonstrating the requirements of (a), (c), and (d) below:

- (a) The district is financially unable to provide all necessary matching funds for an eligible project. To determine this, an analysis shall be made of the district's financial records by the OPSC including data and records maintained by the CDE and the County Office of Education. The analysis shall consist of a review of the district's latest Independent Audit regarding funds available from all capital facility accounts, including, but not limited to, developer fees, funds generated from capital facility certificates of participation, federal grants, redevelopment funds, sale proceeds from surplus property, the appraised value of facilities approved for replacement pursuant to Section 1859.82, bond funds either encumbered, unencumbered or authorized but unsold, and savings from other SFP projects. All funds thus identified that have not been expended or encumbered by a contractual agreement for a specific capital outlay purpose prior to the initial request for financial hardship status shall be deemed available as a matching contribution.

After the initial request for financial hardship status is granted, no further encumbrances will be approved by the OPSC and all prospective revenue made available to the district's capital facility accounts shall be deemed available as matching contribution on the subsequent financial hardship review, with the exception of:

- (1) Approved interim housing expenditures.
- (2) Funding to pay for previously recognized multi-year encumbrances approved at the initial financial hardship approval.
- (3) Funding that is transferred into a Special Reserve Fund and is used for the express purpose of the Federal Renovation Program when the amount expended out of that fund does not exceed the maximum Federal Renovation Grant amount.
- (4) Funding that is transferred into a Special Reserve Fund and is used for the express purpose of the School Facilities Needs Assessment Grant Program or Emergency Repair Program when the amount expended out of that fund does not exceed the maximum grant amount apportioned.
- (5) Funding that is transferred into a Special Reserve Fund and is used for the express purpose of the Career Technical Education Facilities Program when the amount expended out of that fund does not exceed the applicant's share of the maximum grant amount apportioned.
- (6) Funding that is transferred into a Special Reserve Fund and used for the express purpose of the Overcrowding Relief Grant when the amount expended out of that fund does not exceed the amount of the site acquisition and design costs of the project and the district has submitted an approved Form SAB 50-11.
- (7) Funding that is used for the express purpose of reimbursing the State a proportionate share of financial hardship received when there has been a transfer of a special education program and title to the facility. In addition, the funding was used within five years of the title transfer.
- (8) Funding to pay for obtaining a structural report pursuant to Section 1859.82 for an approvable and funded seismic mitigation project.
- (9) All other capital facility funding for a period of three years when no subsequent financial hardship request is made during this period, with the exception of the funding identified in (6). The three-year period begins with the date of the most recent financial hardship new construction or modernization adjusted grant funding apportionment.

When Overcrowding Relief Grant funding is set aside pursuant to (6) and the School District has not submitted, or the OPSC has not accepted, a Form SAB 50-04 for an Overcrowding Relief Grant within three years from the date of deposit into the Special Reserve Fund, or the School District has not met the requirements in Sections 1859.90 or 1859.105, remaining funds plus interest accrued at the Pooled Money Investment Board rate at that time period shall be deemed available as matching contribution on a subsequent financial hardship project or be captured through an audit adjustment pursuant to Section 1859.106.

The financial hardship analysis is subject to approval by the Board.

- (b) From the funds deemed available as a matching contribution, the district may retain \$19,776 per classroom in each enrollment reporting period for the cost to provide interim housing for the currently unhoused pupils of the district. The amount shown shall be adjusted annually in the manner prescribed in Section 1859.71. The number of classrooms needed for interim housing for the currently unhoused pupils shall be the sum of the positive numbers determined in (b)(7) as follows:
- (1) Determine the current enrollment of the district by grade level as shown on the latest Form SAB 50-01.
 - (2) Determine the New Construction Grants apportioned by grade level for all SFP projects and LPP funded under the provisions of Sections 1859.12 or 1859.13 where the district has submitted Form SAB 50-06 indicating that the project is 100 percent complete.
 - (3) Subtract (b)(2) from (b)(1).
 - (4) Determine the number of classrooms by grade level reported in Part 1, Line 8 on Form SAB 50-02.
 - (5) Multiply the classrooms determined in (b)(4) by 25 for K-6, 27 for 7-12, 13 for Non-Severe and 9 for Severe.
 - (6) Subtract the product determined in (b)(5) from the difference determined in (b)(3) by grade level.
 - (7) Divide the difference by grade level determined in (b)(6) by 25 for K-6, 27 for 7-12, 13 for Non-Severe and 9 for Severe and round up to the nearest whole number.

From the funds deemed available as a matching contribution, the district may also retain \$19,776 per portable toilet unit in each reporting period for the cost to provide necessary interim toilet facilities for the currently unhoused pupils of the district. The amount shown shall be adjusted annually in the manner prescribed in Section 1859.71. The number of toilet facilities needed for interim housing shall be the sum of the positive numbers determined in (b)(7) divided by eight rounded up to the nearest whole number.

From the funds deemed available as a matching contribution, the district may also retain \$19,776 per classroom in each reporting period for the cost to provide necessary interim housing for the currently unhoused pupils displaced as a result of a SAB approved seismic mitigation project pursuant to Section 1859.82. The amount shown shall be adjusted annually in the manner prescribed in Section 1859.71. The number of classrooms needed for interim housing shall be the quotient of the displaced pupils by 25 for K-6, 27 for 7-12, 13 for Non-Severe and 9 for Severe and round up to the nearest whole number.

If the district's available funds, as determined by the OPSC analysis less costs for interim housing, is less than its matching share, the district will be deemed to have met the requirements of this Subsection.

- (c) The district has made all reasonable efforts to fund its matching share of the project by demonstrating it is levying the developer fee justified under law or an alternative revenue source equal to or greater than the developer fee otherwise justified under law at the time of request for hardship and the district meets at least one of the following:
- (1) The current outstanding bonded indebtedness of the district issued for the purpose of constructing school facilities in accordance with Education Code Section 17072.35 or 17074.25 as appropriate, at the time of request for financial hardship status, is at least 60 percent of the district's total bonding capacity. Outstanding bonded indebtedness includes that part of general obligation bonds, Mello-Roos Bonds, School Facility Improvement District Bonds and certificates of participation which the district is paying a debt service that was issued for capital outlay school facility purposes.
 - (2) The district had a successful registered voter bond election for at least the maximum amount allowed under Proposition 39 within the previous two years from the date of request for financial hardship status. The proceeds from the bond election that represent the maximum amount allowed under the provisions of Proposition 39 must be used to fund the district's matching share requirement for SFP project(s).
 - (3) It is a County Superintendent of Schools.
 - (4) The district's total bonding capacity at the time of the request for financial hardship status is \$5 million or less.
 - (5) Other evidence of reasonable effort as approved by the SAB.

If the district's request for financial hardship status is denied by the Board, the district may be deemed eligible for rental payments of \$2,000 per year per classroom under the Emergency School Classroom Law of 1979 for a two year period when

relocatable classroom buildings are available and the district provides financial documentation that it is unable to afford the full rental amount and any other information satisfactory to the Board that the rental reduction is necessary. The number of classrooms eligible for the \$2,000 rental payments shall be the sum of the numbers determined in (c)(5)(B) as follows:

- (A) Determine the number of pupils by grade level that the district requested a New Construction Grant on the Form SAB 50-04 that were denied financial hardship status.
- (B) Divide the number by grade level determined in (c)(5)(A) by 25 for K-6, 27 for 7-12, 13 for Non-Severe and 9 for Severe and round up to the nearest whole number.
- (d) The district has not signed a contract for acquisition or construction of classrooms that replace existing facility(ies), which were included in the determination of the district's new construction eligibility pursuant to Education Code Section 17071.75, in a locally funded project during the five-year period immediately preceding the district's application for financial hardship assistance. This restriction may be lifted if the Board finds that unforeseen and extenuating circumstances existed that required the district to use local funds to replace the facility(ies).
- (e) If the district meets the financial hardship requirements in this Section, the amount of financial hardship is equal to the district's matching share less funds deemed available in (a).
- (1) Once a district has been notified by OPSC that it meets the requirements of financial hardship in this Section, the district may file Form SAB 50-04 under the provisions of financial hardship anytime within a period of 180 calendar days from the date of the OPSC notification.
- (2) If the district does not submit Form SAB 50-04 under the provisions of financial hardship within 180 calendar days of the OPSC notification of approval of financial hardship status, the district must re-qualify for financial hardship status under the provisions of this Section by submittal of a new request for financial hardship status.
- (3) If the project(s) has been included on an unfunded list for more than 180 calendar days, a review of the district's funds pursuant to (a) will be made to determine if additional district funds are available to fund the district's matching share of the project(s).

Financial hardship approval status by the OPSC for a separate design and/or site apportionment does not apply to any subsequent funding for the project(s).

- (f) If the district submits Form SAB 50-04 within 180 calendar days of the OPSC notification of approval of financial hardship and the project(s) has been included on the "Unfunded List (Lack of AB 55 Loans)" for more than 180 calendar days as a result of the State of California's inability to provide interim financing from the Pooled Money Investment Account (AB 55 loans), the Board may suspend the unfunded review requirement as defined in Regulation Section 1859.81(e). Projects added to any other unfunded list shall be subject to the review detailed in Regulation Section 1859.81(e). Regulation Section 1859.81(f) shall become inoperative July 1, 2011.
- (g) A project added to an unfunded list on or after July 1, 2011 will be subject to the review detailed in section (e)(3). For projects added to an unfunded list between February 25, 2009 and June 30, 2011, only the district's financial records on or after July 1, 2011 will be considered in calculating any adjustment to the district's matching share.
- (h) On or after September 22, 2017, a district may submit a request for funding in advance of obtaining a determination of Financial Hardship.
 - (1) To be considered for Financial Hardship, the district must check the box on the Form SAB 50-04 requesting Financial Hardship pursuant to this subsection when submitting a request for funding.
 - (2) Prior to processing an application OPSC will notify the district in writing to submit the necessary documentation for a Financial Hardship analysis pursuant to (a), (b), (c) and (d). OPSC will not accept any documents for a Financial Hardship analysis in advance of the notification. Failure to submit the requested documentation within 60 calendar days of OPSC's notification will result in either a. or b.:
 - a. District may amend their Form SAB 50-04 to exclude the request for Financial Hardship determination.
 - b. OPSC will return the request for funding and related materials to the district.
 - (3) Upon notification of Financial Hardship approval, any Form SAB 50-04 processed within 180 calendar days of the approval date will be included in the approval.
 - (4) For any Form SAB 50-04 processed more than 180 calendar days after the date of the Financial Hardship approval the district shall re-qualify for Financial Hardship status.

Note: Authority cited: Sections 17070.35, 17075.15, 17078.72 and 17592.73, Education Code.

Reference: Sections 17071.75, 17075.10, 17075.15, and 17079.20, Education Code.