

State Allocation Board Agenda



Lisa Silverman, Executive Officer
Office of Public School Construction
707 Third Street
West Sacramento, CA 95605

Public Meeting
Wednesday, January 23, 2019
State Capitol, Room 447*
Sacramento, CA 95814
4:00 p.m.*

General Information
(916) 376-1771

For further information please contact your Project Manager.

*Meeting room and time subject to change.

A copy of the 10-Day Notice can be found on the [OPSC website](#).

January 23, 2019
Agenda

<u>TAB</u>	<u>SUBJECT</u>	<u>PRESENTER</u>	<u>PAGE</u>
	Call Meeting to Order	Chair	
	Roll Call	Secretary	
	Table of Contents		i - ii
1	Alphabetical Listing		ii
2	Minutes of December 11, 2018		1 - 10
3	Executive Officer Statement		11 - 12
4	<u>CONSENT AGENDA</u>		
	<u>SCHOOL FACILITY PROGRAM</u>		
	Resolution		13
	Eligibility Approvals		14 - 24
	Annual Adjustment to School Facility Program Grants		25 - 30
	Funding		31 - 33
	Closeouts		34 - 38
	Charter School Facilities Program Extension to Conversion Deadline		39 - 41
	<u>OTHER PROGRAMS</u>		
	Waivers of the Substantial Enrollment Requirement		42 - 44

NEXT MONTHLY STATE ALLOCATION BOARD MEETING – FEBRUARY 27, 2019

January 23, 2019
Agenda

<u>TAB</u>	<u>SUBJECT</u>	<u>PAGE</u>
5	<u>FINANCIAL REPORTS</u>	
	STATUS OF FUND RELEASES	45 - 46
	STATUS OF FUNDS	47 - 64
6	<u>APPEAL ITEMS</u>	
	PARADISE UNIFIED/BUTTE 57/61531-00-003 To present the District's request for expedited processing of a modernization project and an Apportionment outside the priority funding process with an increased pupil grant request.	65 - 72
7	<u>ACTION ITEMS</u>	
	PARADISE UNIFIED/BUTTE 92/61531-00-000 To request that the State Allocation Board approve a reduction in unused site assessment fees for the Paradise Unified School District as a result of the Camp Fire.	73 - 76
8	<u>REPORTS, DISCUSSION AND INFORMATION ITEMS</u>	
	2018 Annual Legislative Update	77 - 79
	State Allocation Board Three-Month Projected Workload	80 - 81
	Dates for 2019 State Allocation Board Meetings	82
	School Facility Program Unfunded List (Lack of AB 55 Loans)	83 - 86
	School Facility Program Workload List (Regulation Section 1859.95)	87 - 124
	School Facility Program Acknowledged List (Regulation Section 1859.95.1)	125 - 127
	Facility Hardship/Rehabilitation Approvals Without Funding	128 - 129
	School Facility Program Regulation Section 1859.81 (Financial Hardship)	130 - 133

January 23, 2019

Alphabetical Listing

School District	County	Category	Page No.
BLOCHMAN UNION ELEMENTARY	SANTA BARBARA	SFP-New Construction	Consent 14
BUCKEYER UNION ELEMENTARY	EL DORADO	SFP-Charter	Consent 37
CLOVIS UNIFIED	FRESNO	SFP-Modernization	Consent 14
CLOVIS UNIFIED	FRESNO	SFP-Modernization	Consent 17
CULVER CITY UNIFIED	LOS ANGELES	SFP-Modernization	Consent 17
DINUBA UNIFIED	TULARE	SFP-Modernization	Consent 17
ELK GROVE UNIFIED	SACRAMENTO	SFP-Modernization	Consent 17
FRANKLIN-MCKINLEY ELEMENTARY	SANTA CLARA	SFP-Charter	Consent 38
FRESNO UNIFIED	FRESNO	SFP-COS	Consent 36*
GLENDALE UNIFIED	LOS ANGELES	SFP-Modernization	Consent 14
GOLDEN VALLEY UNIFIED	MADERA	SFP-New Construction	Consent 17
GRANT ELEMENTARY	SHASTA	SFP-New Construction	Consent 17
GRASS VALLEY ELEMENTARY	NEVADA	SFP-New Construction	Consent 17
HILMAR UNIFIED	MERCED	SFP-New Construction	Consent 17
ISLAND UNION ELEMENTARY	KINGS	SFP-New Construction	Consent 17
LAKEPORT UNIFIED	LAKE	SFP-New Construction	Consent 17
LARKSPUR-CORTE MADERA	MARIN	SFP-Modernization	Consent 17
LINCOLN UNIFIED	SAN JOAQUIN	SFP-Modernization	Consent 17
LOS ANGELES UNIFIED	LOS ANGELES	SFP-Charter	Consent 31
MILLVILLE ELEMENTARY	SHASTA	SFP-New Construction	Consent 17
MOUNTAIN VALLEY UNIFIED	TRINITY	SFP-New Construction	Consent 32
MOUNTAIN VALLEY UNIFIED	TRINITY	SFP-New Construction	Consent 33
PARADISE UNIFIED	BUTTE	SFP-Modernization	Consent 17
PIERCE JOINT UNIFIED	COLUSA	SFP-New Construction	Consent 17
RICHLAND UNION ELEMENTARY	KERN	SFP-Modernization	Consent 14
RICHLAND UNION ELEMENTARY	KERN	SFP-Modernization	Consent 17
RIVERBANK UNIFIED	STANISLAUS	SFP-New Construction	Consent 34
ROSS VALLEY	MARIN	SFP-New Construction	Consent 17
SACRAMENTO COUNTY OFFICE OF EDUCATION	SACRAMENTO	SFP-New Construction	Consent 17
SAN DIEGUITO UNION HIGH	SAN DIEGO	SFP-Modernization	Consent 17
SANGER UNIFIED	FRESNO	SFP-Modernization	Consent 17
SCOTTS VALLEY UNIFIED	SANTA CRUZ	SFP-New Construction	Consent 17
SOUTH PASADENA UNIFIED	LOS ANGELES	SFP-New Construction	Consent 35
TEHAMA COUNTY OFFICE OF EDUCATION	TEHAMA	SFP-New Construction	Consent 17
TEMECULA VALLEY UNIFIED	RIVERSIDE	SFP-Modernization	Consent 14
TEMECULA VALLEY UNIFIED	RIVERSIDE	SFP-Modernization	Consent 17
WAUGH ELEMENTARY	SONOMA	SFP-New Construction	Consent 17

OPSC PROGRAM CODES

SCHOOL FACILITY PROGRAM (SFP)

- 50 – NEW CONSTRUCTION
- 51 – NEW CONSTRUCTION FACILITY HARDSHIP
- 52 – SFP JOINT-USE
- 53 – CRITICALLY OVERCROWDED SCHOOLS
- 54 – CHARTER SCHOOLS
- 55 – CAREER TECH NEW CONSTRUCTION
- 56 – OVERCROWDING RELIEF GRANT PROGRAM
- 57 – MODERNIZATION
- 58 – MODERNIZATION FACILITY HARDSHIP
- 59 – CAREER TECH MODERNIZATION

OTHER PROGRAMS

- 25 – RELOCATABLE CLASSROOM PROGRAM
- 34 – AIR CONDITIONING PROGRAM
- 40 – DEFERRED MAINTENANCE PROGRAM
- 61 – EMERGENCY REPAIR PROGRAM
- 92 – UNUSED SITES PROGRAM

**MINUTES
State Allocation Board
December 11, 2018**

Upon notice duly given, the meeting of the State Allocation Board (SAB) was held at the State Capitol, Room 447, in Sacramento, California on December 11, 2018 at 2:00 p.m.

Members of the SAB present were as follows:

- Jacqueline Wong-Hernandez, Chief Deputy Director, Policy, Department of Finance, designated representative for Keeley Bosler, Director, Department of Finance
- Jeffrey McGuire, Chief Deputy Director, Department of General Services, designated representative for Daniel Kim, Director, Department of General Services
- Juan Mireles, Director, School Facilities and Transportation Services Division, California Department of Education, designated representative for Tom Torlakson, Superintendent of Public Instruction
- Cesar Diaz, appointee of Edmund G. Brown, Jr., Governor of the State of California
- Senator Richard Pan
- Assembly Member Adrin Nazarian
- Assembly Member Patrick O'Donnell

Member of the SAB absent was as follows:

- Senator Benjamin Allen

Representative of the SAB was as follows:

Lisa Silverman, Executive Officer

Representatives of the Department of General Services, Office of Public School Construction (OPSC), were as follows:

Lisa Silverman, Executive Officer
Barbara Kampmeiner, Deputy Executive Officer

Representative of the Department of General Services, Office of Legal Services, was as follows:

Thomas Patton, Assistant Chief Counsel

With a quorum present, Ms. Wong-Hernandez, Chair, called the meeting to order at 2:02 p.m.

PRIOR MINUTES

A motion was made to approve the October 24, 2018 SAB Minutes. The Chair called for a roll-call vote and the motion carried per the following votes:

MEMBER	AYE	NAY	ABSTAIN	ABSENT
Senator Allen				X
VACANT				
Senator Pan	X			
Assembly Member Nazarian	X			
VACANT				
Assembly Member O'Donnell	X			
Juan Mireles	X			
Cesar Diaz (Governor's Appointee)	X			
Jeffrey McGuire	X			
Jacqueline Wong-Hernandez	X			
Total	7			1

Motion:

Carried X
Failed

EXECUTIVE OFFICER'S STATEMENT

The Executive Officer informed the SAB of the following:

Paradise Unified School District

The Paradise Unified School District in Butte County recently experienced devastating losses to its community and multiple school sites as a result of the Camp Fire. OPSC recommended an immediate apportionment of a reimbursement project that was scheduled to receive an unfunded approval in this Agenda. The apportionment will make cash immediately available to the District rather than waiting for a spring bond sale.

A few SAB members commented regarding school districts with schools impacted by a natural disaster (like a wild fire) and how the school districts may turn to the SAB for help in order to rebuild schools in their communities. Some issues to think about might be what kind of safeguards should the SAB put in place so that schools affected by natural disasters can rebuild in their communities? What if all the bond authority has been allocated, what then? What is/will be the SAB's role? The SAB thought it important to begin discussions regarding these issues and the Chair stated she would work with OPSC in getting an item prepared for a future SAB meeting.

Priority Funding Apportionments

At its October 24, 2018 meeting, the SAB approved \$441.9 million in priority funding apportionments for 226 projects representing 105 school districts. Of the 226 projects that received apportionments, 204 are required to submit a *Fund Release Authorization*, (Form SAB 50-05), containing an original signature to OPSC by Tuesday, January 22, 2019. As of November 30, 2018, OPSC received 68 of the required 204 Forms SAB 50-05 for a total of \$132.9 million.

Current Priority Funding Filing Round

The current priority funding filing period began November 14, 2018 and closed December 13, 2018. Priority funding requests with an original signature of an Authorized District Representative must be physically received by OPSC before the close of business on December 13, 2018. These requests will be valid from January 1, 2019 through June 30, 2019. The requirements for participation in priority funding remain in effect.

Upcoming Joint Agency Workshops

OPSC and the Education Audit Appeals Panel (EAAP) have been conducting free workshops to provide information to Certified Public Accountants (CPA) firms and Local Educational Agencies (LEAs) regarding the new performance audit process, which began July 1, 2018 for all School Facility Program (SFP) projects funded on and after April 1, 2017. The workshops scheduled for January 2019 are as follows and can be accessed on OPSC's website at www.dgs.ca.gov/opsc.

- Monday, January 7, 2019 from 10:00 a.m. to 3:00 p.m. in Downey, CA – Audit Training
- Wednesday, January 16, 2019 from 10:00 a.m. to 3:00 p.m. in West Sacramento, CA – Audit Training
- Tuesday, January 29, 2019 from 10:00 a.m. to 3:00 p.m. in El Cajon, CA – Audit Training

Next SAB Meeting

The SAB and stakeholders were reminded that the next SAB meeting is scheduled for Wednesday, January 23, 2019 at 4:00 p.m.

CONSENT ITEMS

A motion was made to approve the Consent calendar as presented. The Chair called for a roll-call vote and the motion carried per the following votes:

MEMBER	AYE	NAY	ABSTAIN	ABSENT
Senator Allen				X
VACANT				
Senator Pan	X			
Assembly Member Nazarian	X			
VACANT				
Assembly Member O'Donnell	X			
Juan Mireles	X			
Cesar Diaz (Governor's Appointee)	X			
Jeffrey McGuire	X			
Jacqueline Wong-Hernandez	X			
Total	7			1

Motion:

Carried X
 Failed

FINANCIAL REPORTS

Status of Fund Releases

The SAB accepted the Status of Fund Releases report as presented.

Status of Funds

The SAB accepted the Status of Funds report as presented.

APPEAL ITEMS

Ross Valley Elementary/Marin 50/75002-00-002

The SAB approved Option #1, which approved the District's alternative request for use of pupil grant eligibility based on the current 2018/2019 enrollment period for the New Construction funding application at White Hill Middle School. The Chair called for a roll-call vote and the motion carried per the following votes:

MEMBER	AYE	NAY	ABSTAIN	ABSENT
Senator Allen				X
VACANT				
Senator Pan	X			
Assembly Member Nazarian	X			
VACANT				
Assembly Member O'Donnell	X			
Juan Mireles	X			
Cesar Diaz (Governor's Appointee)	X			
Jeffrey McGuire	X			
Jacqueline Wong-Hernandez	X			
Total	7			1

Motion:

Carried X
 Failed

Island Union Elementary/Kings 50/63933-00-001 and 50/63933-00-002

The SAB approved Option #1, which approved the District's use of pupil grant eligibility based on the current 2018/2019 enrollment period for the New Construction funding application at Island Elementary School. The Chair called for a roll-call vote and the motion carried per the following votes:

APPEAL ITEMS (cont.)

Island Union Elementary/Kings 50/63933-00-001 and 50/63933-00-002 (cont.)

MEMBER	AYE	NAY	ABSTAIN	ABSENT
Senator Allen				X
VACANT				
Senator Pan	X			
Assembly Member Nazarian	X			
VACANT				
Assembly Member O'Donnell	X			
Juan Mireles	X			
Cesar Diaz (Governor's Appointee)	X			
Jeffrey McGuire	X			
Jacqueline Wong-Hernandez	X			
Total	7			1

Motion:

Carried X

Failed

In addition, Application #50/63933-00-002 did not qualify for funding.

Central Union Elementary/Kings 57/63883-00-001

In considering this Item, the SAB approved Option #1, which approved the District's appeal request for an Unfunded Approval in the amount of \$6,857,604 (as shown on Attachment D1) and Financial Hardship status based on "other evidence of reasonable effort as approved by the SAB." The Chair called for a roll-call vote and the motion carried per the following votes:

MEMBER	AYE	NAY	ABSTAIN	ABSENT
Senator Allen				X
VACANT				
Senator Pan	X			
Assembly Member Nazarian	X			
VACANT				
Assembly Member O'Donnell	X			
Juan Mireles	X			
Cesar Diaz (Governor's Appointee)	X			
Jeffrey McGuire	X			
Jacqueline Wong-Hernandez	X			
Total	7			1

Motion:

Carried X

Failed

ACTION ITEMS

Paradise Unified/Butte 58/61531-00-001

In considering this Item, the SAB approved the staff's recommendation to approve OPSC Application #58/61531-00-001 with a State Apportionment in the amount of \$157,484 as shown on Attachment B. The Chair called for a roll-call vote and the motion carried per the following votes:

ACTION ITEMS (cont.)

Paradise Unified/Butte 58/61531-00-001 (cont.)

MEMBER	AYE	NAY	ABSTAIN	ABSENT
Senator Allen				X
VACANT				
Senator Pan	X			
Assembly Member Nazarian	X			
VACANT				
Assembly Member O'Donnell	X			
Tom Torlakson	X			
Cesar Diaz (Governor's Appointee)	X			
Jeffrey McGuire	X			
Jacqueline Wong-Hernandez	X			
Total	7			1

Motion:

Carried X

Failed

REPORTS, DISCUSSION, AND INFORMATION ITEMS

The SAB acknowledged the following reports:

State Allocation Board Three-Month Projected Workload

State Allocation Board Meeting Dates for the 2019 Calendar Year

School Facility Program Unfunded List as of September 26, 2018

School Facility Program Workload List of Applications Received Through October 31, 2018

School Facility Program Applications Received Beyond Bond Authority List as of October 31, 2018

Facility Hardship/Rehabilitation Approvals Without Funding as of September 26, 2018

ADJOURNMENT

There being no further business to come before the SAB, the Chair adjourned the meeting at 2:45 p.m.



LISA SILVERMAN, Executive Officer

ATTACHMENT A
Approved Consent Items on 12/11/2018

Program	Application Number	District	County
SFP - Career Tech	55/62117-00-006	CLOVIS UNIFIED	FRESNO
SFP - Career Tech	59/76869-00-002	WISEBURN UNIFIED	LOS ANGELES
SFP - Charter Schools	54/61424-00-005	CHICO UNIFIED	BUTTE
SFP - Charter Schools	54/61259-00-004	OAKLAND UNIFIED	ALAMEDA
SFP - Charter Schools	54/61259-09-001	OAKLAND UNIFIED	ALAMEDA
SFP - Charter Schools	54/68338-02-002	SAN DIEGO UNIFIED	SAN DIEGO
SFP - Charter Schools	54/67447-00-007	SAN JUAN UNIFIED	SACRAMENTO
SFP - Charter Schools	54/61309-00-003	SAN LORENZO UNIFIED	ALAMEDA
SFP - Modernization	57/61127-00-000	ALBANY UNIFIED	ALAMEDA
SFP - Modernization	57/68700-00-000	ATASCADERO UNIFIED	SAN LUIS OBISPO
SFP - Modernization	57/64345-00-000	CASTAIC UNION	LOS ANGELES
SFP - Modernization	57/63883-00-000	CENTRAL UNION ELEMENTARY	KINGS
SFP - Modernization	57/62117-00-041	CLOVIS UNIFIED	FRESNO
SFP - Modernization	57/62117-00-040	CLOVIS UNIFIED	FRESNO
SFP - Modernization	57/62117-00-039	CLOVIS UNIFIED	FRESNO
SFP - Modernization	57/67314-00-000	ELK GROVE UNIFIED	SACRAMENTO
SFP - Modernization	57/62810-00-004	FORTUNA UNION HIGH	HUMBOLDT
SFP - Modernization	57/69468-00-000	FREMONT UNION HIGH	SANTA CLARA
SFP - Modernization	57/68130-00-000	GROSSMONT UNION HIGH	SAN DIEGO
SFP - Modernization	57/62265-00-024	KINGS CANYON JOINT UNIFIED	FRESNO
SFP - Modernization	57/69591-00-000	MOUNTAIN VIEW WHISMAN ELEMENTARY	SANTA CLARA
SFP - Modernization	57/75523-00-014	PORTERVILLE UNIFIED	TULARE
SFP - Modernization	57/64931-00-009	ROSEMEAD ELEMENTARY	LOS ANGELES
SFP - Modernization	57/64931-00-006	ROSEMEAD ELEMENTARY	LOS ANGELES
SFP - Modernization	57/75002-00-007	ROSS VALLEY	MARIN
SFP - Modernization	57/68478-00-049	SAN FRANCISCO UNIFIED	SAN FRANCISCO
SFP - Modernization	57/62414-00-000	SANGER UNIFIED	FRESNO
SFP - Modernization	57/76786-00-000	SANTA BARBARA UNIFIED	SANTA BARBARA
SFP - Modernization	57/76786-00-006	SANTA BARBARA UNIFIED	SANTA BARBARA
SFP - Modernization	58/73742-00-005	SIERRA SANDS UNIFIED	KERN
SFP - Modernization	57/75192-00-000	TEMECULA VALLEY UNIFIED	RIVERSIDE
SFP - Modernization	57/68841-00-003	TEMPLETON UNIFIED	SAN LUIS OBISPO
SFP - Modernization	58/70573-00-001	VACAVILLE UNIFIED	SOLANO
SFP - New Construction	50/63321-00-000	BAKERSFIELD CITY ELEMENTARY	KERN
SFP - New Construction	50/63321-00-029	BAKERSFIELD CITY ELEMENTARY	KERN
SFP - New Construction	50/63321-00-028	BAKERSFIELD CITY ELEMENTARY	KERN
SFP - New Construction	50/69146-00-000	CARPINTERIA UNIFIED	SANTA BARBARA
SFP - New Construction	51/68114-00-003	FALLBROOK UNION ELEMENTARY	SAN DIEGO
SFP - New Construction	51/68114-00-004	FALLBROOK UNION ELEMENTARY	SAN DIEGO
SFP - New Construction	50/73809-00-004	FIREBAUGH-LAS DELTAS UNIFIED	FRESNO
SFP - New Construction	50/68130-13-006	GROSSMONT UNION HIGH	SAN DIEGO
SFP - New Construction	50/63131-00-000	HEBER ELEMENTARY	IMPERIAL
SFP - New Construction	50/64600-00-000	HERMOSA BEACH CITY ELEMENTARY	LOS ANGELES
SFP - New Construction	50/73650-00-020	IRVINE UNIFIED	ORANGE
SFP - New Construction	50/62265-00-010	KINGS CANYON JOINT UNIFIED	FRESNO
SFP - New Construction	51/62901-00-015	KLAMATH-TRINITY JOINT UNIFIED	HUMBOLDT
SFP - New Construction	51/62901-00-016	KLAMATH-TRINITY JOINT UNIFIED	HUMBOLDT
SFP - New Construction	50/64733-00-044	LOS ANGELES UNIFIED	LOS ANGELES
SFP - New Construction	50/71571-00-000	LOS MOLINOS UNIFIED	TEHAMA
SFP - New Construction	50/10215-00-000	MARIN COUNTY OFFICE OF EDUCATION	MARIN
SFP - New Construction	50/10215-00-001	MARIN COUNTY OFFICE OF EDUCATION	MARIN
SFP - New Construction	50/72736-00-027	MARYSVILLE JOINT UNIFIED	YUBA
SFP - New Construction	50/72009-00-000	MONSON-SULTANA JOINT UNION ELEMENTARY	TULARE
SFP - New Construction	50/72090-00-000	ROCKFORD ELEMENTARY	TULARE
SFP - New Construction	50/61804-02-008	SAN RAMON VALLEY UNIFIED	CONTRA COSTA
SFP - New Construction	50/61804-02-009	SAN RAMON VALLEY UNIFIED	CONTRA COSTA
SFP - New Construction	50/72116-00-000	SEQUOIA UNION ELEMENTARY	TULARE
SFP - New Construction	50/69062-01-008	SEQUOIA UNION HIGH	SAN MATEO
SFP - New Construction	50/69849-00-000	SOQUEL UNION ELEMENTARY	SANTA CRUZ
SFP - New Construction	50/72173-00-000	SUNDALE UNION ELEMENTARY	TULARE
SFP - New Construction	50/62513-00-001	WASHINGTON COLONY ELEMENTARY	FRESNO
SFP - New Construction	50/62513-00-000	WASHINGTON COLONY ELEMENTARY	FRESNO
Unused Sites	92/66761-00-000	ACKERMAN ELEMENTARY	PLACER
Unused Sites	92/67587-00-000	ADELANTO ELEMENTARY	SAN BERNARDINO
Unused Sites	92/71795-00-000	ALLENSWORTH ELEMENTARY	TULARE
Unused Sites	92/71803-00-000	ALPAUGH UNIFIED	TULARE
Unused Sites	92/61333-00-000	ALPINE COUNTY UNIFIED	ALPINE
Unused Sites	92/71811-00-000	ALTA VISTA ELEMENTARY	TULARE
Unused Sites	92/73981-00-000	AMADOR COUNTY UNIFIED	AMADOR
Unused Sites	92/71472-00-000	ANTELOPE ELEMENTARY	TEHAMA
Unused Sites	92/64246-00-000	ANTELOPE VALLEY UNION HIGH	LOS ANGELES
Unused Sites	92/61648-00-000	ANTIOCH UNIFIED	CONTRA COSTA
Unused Sites	92/75077-00-000	APPLE VALLEY UNIFIED	SAN BERNARDINO
Unused Sites	92/62679-00-000	ARCATA ELEMENTARY	HUMBOLDT
Unused Sites	92/65557-00-000	ARENA UNION ELEMENTARY	MENDOCINO

WITHDRAWN
WITHDRAWN

ATTACHMENT A
Approved Consent Items on 12/11/2018

Program	Application Number	District	County
Unused Sites	92/63875-00-000	ARMONA UNION ELEMENTARY	KINGS
Unused Sites	92/65631-00-000	ATWATER ELEMENTARY	MERCED
Unused Sites	92/66787-00-000	AUBURN UNION ELEMENTARY	PLACER
Unused Sites	92/73858-00-000	BAKER VALLEY UNIFIED	SAN BERNARDINO
Unused Sites	92/63321-00-000	BAKERSFIELD CITY ELEMENTARY	KERN
Unused Sites	92/66985-00-000	BANNING UNIFIED	RIVERSIDE
Unused Sites	92/67611-00-000	BARSTOW UNIFIED	SAN BERNARDINO
Unused Sites	92/66993-00-000	BEAUMONT UNIFIED	RIVERSIDE
Unused Sites	92/70524-00-000	BENICIA UNIFIED	SOLANO
Unused Sites	92/69377-00-000	BERRYESSA UNION ELEMENTARY	SANTA CLARA
Unused Sites	92/67983-00-000	BORREGO SPRINGS UNIFIED	SAN DIEGO
Unused Sites	92/63073-00-000	BRAWLEY ELEMENTARY	IMPERIAL
Unused Sites	92/66449-00-000	BREA-OLINDA UNIFIED	ORANGE
Unused Sites	92/61655-00-000	BRENTWOOD UNION	CONTRA COSTA
Unused Sites	92/71357-00-000	BRITTAN ELEMENTARY	SUTTER
Unused Sites	92/61838-00-000	BUCKEYE UNION ELEMENTARY	EL DORADO
Unused Sites	92/71837-00-000	BURTON	TULARE
Unused Sites	92/67991-00-000	CAJON VALLEY UNION ELEMENTARY	SAN DIEGO
Unused Sites	92/61564-00-000	CALAVERAS UNIFIED	CALAVERAS
Unused Sites	92/63107-00-000	CALIPATRIA UNIFIED	IMPERIAL
Unused Sites	92/69385-00-000	CAMBRIAN	SANTA CLARA
Unused Sites	92/69393-00-000	CAMPBELL UNION ELEMENTARY	SANTA CLARA
Unused Sites	92/69401-00-000	CAMPBELL UNION HIGH	SANTA CLARA
Unused Sites	92/65987-00-000	CARMEL UNIFIED	MONTEREY
Unused Sites	92/69146-00-000	CARPINTERIA UNIFIED	SANTA BARBARA
Unused Sites	92/64345-00-000	CASTAIC UNION	LOS ANGELES
Unused Sites	92/73965-00-000	CENTRAL UNIFIED	FRESNO
Unused Sites	92/67652-00-000	CHAFFEY JOINT UNION HIGH	SAN BERNARDINO
Unused Sites	92/64378-00-000	CHARTER OAK UNIFIED	LOS ANGELES
Unused Sites	92/61424-00-000	CHICO UNIFIED	BUTTE
Unused Sites	92/62117-00-000	CLOVIS UNIFIED	FRESNO
Unused Sites	92/73676-00-000	COACHELLA VALLEY UNIFIED	RIVERSIDE
Unused Sites	92/66795-00-000	COLFAX ELEMENTARY	PLACER
Unused Sites	92/67686-00-000	COLTON JOINT UNIFIED	SAN BERNARDINO
Unused Sites	92/72348-00-000	COLUMBIA UNION ELEMENTARY	TUOLUMNE
Unused Sites	92/73437-00-000	COMPTON UNIFIED	LOS ANGELES
Unused Sites	92/73759-00-000	CONEJO VALLEY UNIFIED	VENTURA
Unused Sites	92/68031-00-000	CORONADO UNIFIED	SAN DIEGO
Unused Sites	92/67033-00-000	CORONA-NORCO UNIFIED	RIVERSIDE
Unused Sites	92/73882-00-000	COTATI-ROHNERT PARK UNIFIED	SONOMA
Unused Sites	92/64444-00-000	CULVER CITY UNIFIED	LOS ANGELES
Unused Sites	92/69419-00-000	CUPERTINO UNION	SANTA CLARA
Unused Sites	92/72355-00-000	CURTIS CREEK ELEMENTARY	TUOLUMNE
Unused Sites	92/75010-00-000	CUYAMA JOINT UNIFIED	SANTA BARBARA
Unused Sites	92/66480-00-000	CYPRESS ELEMENTARY	ORANGE
Unused Sites	92/72678-00-000	DAVIS JOINT UNIFIED	YOLO
Unused Sites	92/68049-00-000	DEHESA	SAN DIEGO
Unused Sites	92/61820-00-000	DEL NORTE COUNTY UNIFIED	DEL NORTE
Unused Sites	92/63412-00-000	DELANO JOINT UNION HIGH	KERN
Unused Sites	92/63404-00-000	DELANO UNION ELEMENTARY	KERN
Unused Sites	92/67058-00-000	DESERT SANDS UNIFIED	RIVERSIDE
Unused Sites	92/75531-00-000	DINUBA UNIFIED	TULARE
Unused Sites	92/65318-00-000	DIXIE ELEMENTARY	MARIN
Unused Sites	92/66803-00-000	DRY CREEK JOINT ELEMENTARY	PLACER
Unused Sites	92/64477-00-000	EASTSIDE UNION	LOS ANGELES
Unused Sites	92/63438-00-000	EDISON ELEMENTARY	KERN
Unused Sites	92/10090-00-000	EL DORADO COUNTY OFFICE OF EDUCATION	EL DORADO
Unused Sites	92/64527-00-000	EL RANCHO UNIFIED	LOS ANGELES
Unused Sites	92/67314-00-000	ELK GROVE UNIFIED	SACRAMENTO
Unused Sites	92/72686-00-000	ESPARTO UNIFIED	YOLO
Unused Sites	92/75515-00-000	EUREKA CITY UNIFIED	HUMBOLDT
Unused Sites	92/71522-00-000	EVERGREEN UNION ELEMENTARY	TEHAMA
Unused Sites	92/70540-00-000	FAIRFIELD-SUISUN UNIFIED	SOLANO
Unused Sites	92/75325-00-000	FARMERSVILLE UNIFIED	TULARE
Unused Sites	92/67710-00-000	FONTANA UNIFIED	SAN BERNARDINO
Unused Sites	92/66837-00-000	FORESTHILL UNION ELEMENTARY	PLACER
Unused Sites	92/70292-00-000	FORKS OF SALMON ELEMENTARY	SISKIYOU
Unused Sites	92/69468-00-000	FREMONT UNION HIGH	SANTA CLARA
Unused Sites	92/62166-00-000	FRESNO UNIFIED	FRESNO
Unused Sites	92/67348-00-000	GALT JOINT UNION ELEMENTARY	SACRAMENTO
Unused Sites	92/67355-00-000	GALT JOINT UNION HIGH	SACRAMENTO
Unused Sites	92/75267-00-000	GATEWAY UNIFIED	SHASTA
Unused Sites	92/64568-00-000	GLENDALE UNIFIED	LOS ANGELES
Unused Sites	92/69195-00-000	GOLETA UNION ELEMENTARY	SANTA BARBARA
Unused Sites	92/75507-00-000	GRIDLEY UNIFIED	BUTTE

ATTACHMENT A
Approved Consent Items on 12/11/2018

Program	Application Number	District	County
Unused Sites	92/69203-00-000	GUADALUPE UNION ELEMENTARY	SANTA BARBARA
Unused Sites	92/67082-00-000	HEMET UNIFIED	RIVERSIDE
Unused Sites	92/64600-00-000	HERMOSA BEACH CITY ELEMENTARY	LOS ANGELES
Unused Sites	92/75044-00-000	HESPERIA UNIFIED	SAN BERNARDINO
Unused Sites	92/71100-00-000	HICKMAN ELEMENTARY	STANISLAUS
Unused Sites	92/71944-00-000	HOPE ELEMENTARY	TULARE
Unused Sites	92/66530-00-000	HUNTINGTON BEACH CITY ELEMENTARY	ORANGE
Unused Sites	92/63164-00-000	IMPERIAL UNIFIED	IMPERIAL
Unused Sites	92/73650-00-000	IRVINE UNIFIED	ORANGE
Unused Sites	92/68924-00-000	JEFFERSON UNION HIGH	SAN MATEO
Unused Sites	92/67090-00-000	JURUPA UNIFIED	RIVERSIDE
Unused Sites	92/64014-00-000	KELSEYVILLE UNIFIED	LAKE
Unused Sites	92/64642-00-000	KEPPEL UNION ELEMENTARY	LOS ANGELES
Unused Sites	92/10157-00-000	KERN COUNTY OFFICE OF EDUCATION	KERN
Unused Sites	92/62265-00-000	KINGS CANYON JOINT UNIFIED	FRESNO
Unused Sites	92/64022-00-000	KONOCTI UNIFIED	LAKE
Unused Sites	92/64659-00-000	LA CANADA UNIFIED	LOS ANGELES
Unused Sites	92/75176-00-000	LAKE ELSINORE UNIFIED	RIVERSIDE
Unused Sites	92/64030-00-000	LAKEPORT UNIFIED	LAKE
Unused Sites	92/63552-00-000	LAKESIDE UNION	KERN
Unused Sites	92/64667-00-000	LANCASTER ELEMENTARY	LOS ANGELES
Unused Sites	92/65367-00-000	LARKSPUR-CORTE MADERA	MARIN
Unused Sites	92/68957-00-000	LAS LOMITAS ELEMENTARY	SAN MATEO
Unused Sites	92/61721-00-000	LIBERTY UNION HIGH	CONTRA COSTA
Unused Sites	92/68569-00-000	LINCOLN UNIFIED	SAN JOAQUIN
Unused Sites	92/64717-00-000	LITTLE LAKE CITY ELEMENTARY	LOS ANGELES
Unused Sites	92/68585-00-000	LODI UNIFIED	SAN JOAQUIN
Unused Sites	92/69229-00-000	LOMPOC UNIFIED	SANTA BARBARA
Unused Sites	92/63289-00-000	LONE PINE UNIFIED	INYO
Unused Sites	92/69518-00-000	LOS ALTOS ELEMENTARY	SANTA CLARA
Unused Sites	92/64733-00-000	LOS ANGELES UNIFIED	LOS ANGELES
Unused Sites	92/69534-00-000	LOS GATOS-SARATOGA JOINT UNION HIGH	SANTA CLARA
Unused Sites	92/64766-00-000	LOWELL JOINT ELEMENTARY	LOS ANGELES
Unused Sites	92/68759-00-000	LUCIA MAR UNIFIED	SAN LUIS OBISPO
Unused Sites	92/65243-00-000	MADERA UNIFIED	MADERA
Unused Sites	92/73692-00-000	MAMMOTH UNIFIED	MONO
Unused Sites	92/75333-00-000	MANHATTAN BEACH UNIFIED	LOS ANGELES
Unused Sites	92/68593-00-000	MANTECA UNIFIED	SAN JOAQUIN
Unused Sites	92/63628-00-000	MARICOPA UNIFIED	KERN
Unused Sites	92/65532-00-000	MARIPOSA COUNTY UNIFIED	MARIPOSA
Unused Sites	92/72736-00-000	MARYSVILLE JOINT UNIFIED	YUBA
Unused Sites	92/65763-00-000	MCSWAIN UNION ELEMENTARY	MERCED
Unused Sites	92/65581-00-000	MENDOCINO UNIFIED	MENDOCINO
Unused Sites	92/65771-00-000	MERCED CITY ELEMENTARY	MERCED
Unused Sites	92/65789-00-000	MERCED UNION HIGH	MERCED
Unused Sites	92/65391-00-000	MILL VALLEY ELEMENTARY	MARIN
Unused Sites	92/68973-00-000	MILLBRAE ELEMENTARY	SAN MATEO
Unused Sites	92/73387-00-000	MILPITAS UNIFIED	SANTA CLARA
Unused Sites	92/63677-00-000	MOJAVE UNIFIED	KERN
Unused Sites	92/66092-00-000	MONTEREY PENINSULA UNIFIED	MONTEREY
Unused Sites	92/69575-00-000	MORELAND ELEMENTARY	SANTA CLARA
Unused Sites	92/67124-00-000	MORENO VALLEY UNIFIED	RIVERSIDE
Unused Sites	92/69583-00-000	MORGAN HILL UNIFIED	SANTA CLARA
Unused Sites	92/67777-00-000	MORONGO UNIFIED	SAN BERNARDINO
Unused Sites	92/69591-00-000	MOUNTAIN VIEW WHISMAN ELEMENTARY	SANTA CLARA
Unused Sites	92/61754-00-000	MT. DIABLO UNIFIED	CONTRA COSTA
Unused Sites	92/75283-00-000	NATOMAS UNIFIED	SACRAMENTO
Unused Sites	92/67801-00-000	NEEDLES UNIFIED	SAN BERNARDINO
Unused Sites	92/66340-00-000	NEVADA CITY	NEVADA
Unused Sites	92/66357-00-000	NEVADA JOINT UNION HIGH	NEVADA
Unused Sites	92/61242-00-000	NEW HAVEN UNIFIED	ALAMEDA
Unused Sites	92/63693-00-000	NORRIS	KERN
Unused Sites	92/73825-00-000	NORTH MONTEREY COUNTY UNIFIED	MONTEREY
Unused Sites	92/64840-00-000	NORWALK-LA MIRADA UNIFIED	LOS ANGELES
Unused Sites	92/69625-00-000	OAK GROVE ELEMENTARY	SANTA CLARA
Unused Sites	92/75564-00-000	OAKDALE JOINT UNIFIED	STANISLAUS
Unused Sites	92/61762-00-000	OAKLEY UNION ELEMENTARY	CONTRA COSTA
Unused Sites	92/66613-00-000	OCEAN VIEW ELEMENTARY	ORANGE
Unused Sites	92/66621-00-000	ORANGE UNIFIED	ORANGE
Unused Sites	92/69260-00-000	ORCUTT UNION ELEMENTARY	SANTA BARBARA
Unused Sites	92/72538-00-000	OXNARD ELEMENTARY	VENTURA
Unused Sites	92/70094-00-000	PACHECO UNION ELEMENTARY	SHASTA
Unused Sites	92/67173-00-000	PALM SPRINGS UNIFIED	RIVERSIDE
Unused Sites	92/64857-00-000	PALMDALE ELEMENTARY	LOS ANGELES
Unused Sites	92/69641-00-000	PALO ALTO UNIFIED	SANTA CLARA

ATTACHMENT A
Approved Consent Items on 12/11/2018

Program	Application Number	District	County
Unused Sites	92/64865-00-000	PALOS VERDES PENINSULA UNIFIED	LOS ANGELES
Unused Sites	92/64881-00-000	PASADENA UNIFIED	LOS ANGELES
Unused Sites	92/75457-00-000	PASO ROBLES JOINT UNIFIED	SAN LUIS OBISPO
Unused Sites	92/71217-00-000	PATTERSON JOINT UNIFIED	STANISLAUS
Unused Sites	92/67207-00-000	PERRIS UNION HIGH	RIVERSIDE
Unused Sites	92/61788-00-000	PITTSBURG UNIFIED	CONTRA COSTA
Unused Sites	92/66886-00-000	PLACER HILLS UNION ELEMENTARY	PLACER
Unused Sites	92/66373-00-000	PLEASANT RIDGE UNION ELEMENTARY	NEVADA
Unused Sites	92/72553-00-000	PLEASANT VALLEY	VENTURA
Unused Sites	92/75101-00-000	PLEASANTON UNIFIED	ALAMEDA
Unused Sites	92/66969-00-000	PLUMAS UNIFIED	PLUMAS
Unused Sites	92/75523-00-000	PORTERVILLE UNIFIED	TULARE
Unused Sites	92/68296-00-000	POWAY UNIFIED	SAN DIEGO
Unused Sites	92/68312-00-000	RANCHO SANTA FE ELEMENTARY	SAN DIEGO
Unused Sites	92/68999-00-000	RAVENSWOOD CITY ELEMENTARY	SAN MATEO
Unused Sites	92/75341-00-000	REDONDO BEACH UNIFIED	LOS ANGELES
Unused Sites	92/73932-00-000	REEF-SUNSET UNIFIED	KINGS
Unused Sites	92/63578-00-000	RICHLAND UNION ELEMENTARY	KERN
Unused Sites	92/67868-00-000	RIM OF THE WORLD UNIFIED	SAN BERNARDINO
Unused Sites	92/75408-00-000	RIVERDALE JOINT UNIFIED	FRESNO
Unused Sites	92/67421-00-000	ROBLA ELEMENTARY	SACRAMENTO
Unused Sites	92/72090-00-000	ROCKFORD ELEMENTARY	TULARE
Unused Sites	92/67231-00-000	ROMOLAND ELEMENTARY	RIVERSIDE
Unused Sites	92/66928-00-000	ROSEVILLE JOINT UNION HIGH	PLACER
Unused Sites	92/75002-00-000	ROSS VALLEY	MARIN
Unused Sites	92/71266-00-000	SALIDA UNION	STANISLAUS
Unused Sites	92/67876-00-000	SAN BERNARDINO CITY UNIFIED	SAN BERNARDINO
Unused Sites	92/10363-00-000	SAN BERNARDINO COUNTY OFFICE OF EDUCATION	SAN BERNARDINO
Unused Sites	92/69013-00-000	SAN BRUNO PARK ELEMENTARY	SAN MATEO
Unused Sites	92/69021-00-000	SAN CARLOS ELEMENTARY	SAN MATEO
Unused Sites	92/68338-00-000	SAN DIEGO UNIFIED	SAN DIEGO
Unused Sites	92/68478-00-000	SAN FRANCISCO UNIFIED	SAN FRANCISCO
Unused Sites	92/67249-00-000	SAN JACINTO UNIFIED	RIVERSIDE
Unused Sites	92/69666-00-000	SAN JOSE UNIFIED	SANTA CLARA
Unused Sites	92/61309-00-000	SAN LORENZO UNIFIED	ALAMEDA
Unused Sites	92/66183-00-000	SAN LUCAS UNION ELEMENTARY	MONTEREY
Unused Sites	92/68809-00-000	SAN LUIS COASTAL UNIFIED	SAN LUIS OBISPO
Unused Sites	92/63214-00-000	SAN PASQUAL VALLEY UNIFIED	IMPERIAL
Unused Sites	92/65458-00-000	SAN RAFAEL CITY ELEMENTARY	MARIN
Unused Sites	92/66670-00-000	SANTA ANA UNIFIED	ORANGE
Unused Sites	92/76786-00-000	SANTA BARBARA UNIFIED	SANTA BARBARA
Unused Sites	92/69674-00-000	SANTA CLARA UNIFIED	SANTA CLARA
Unused Sites	92/69310-00-000	SANTA MARIA JOINT UNION HIGH	SANTA BARBARA
Unused Sites	92/69120-00-000	SANTA MARIA-BONITA	SANTA BARBARA
Unused Sites	92/64980-00-000	SANTA MONICA-MALIBU UNIFIED	LOS ANGELES
Unused Sites	92/70912-00-000	SANTA ROSA ELEMENTARY	SONOMA
Unused Sites	92/68361-00-000	SANTEE ELEMENTARY	SAN DIEGO
Unused Sites	92/73742-00-000	SIERRA SANDS UNIFIED	KERN
Unused Sites	92/75275-00-000	SIERRA UNIFIED	FRESNO
Unused Sites	92/72603-00-000	SIMI VALLEY UNIFIED	VENTURA
Unused Sites	92/73957-00-000	SNOWLINE JOINT UNIFIED	SAN BERNARDINO
Unused Sites	92/72389-00-000	SONORA UNION HIGH	TUOLUMNE
Unused Sites	92/65029-00-000	SOUTH PASADENA UNIFIED	LOS ANGELES
Unused Sites	92/69070-00-000	SOUTH SAN FRANCISCO UNIFIED	SAN MATEO
Unused Sites	92/63776-00-000	SOUTHERN KERN UNIFIED	KERN
Unused Sites	92/73833-00-000	SOUTHERN TRINITY JOINT UNIFIED	TRINITY
Unused Sites	92/72132-00-000	SPRINGVILLE UNION ELEMENTARY	TULARE
Unused Sites	92/63792-00-000	STANDARD ELEMENTARY	KERN
Unused Sites	92/68676-00-000	STOCKTON UNIFIED	SAN JOAQUIN
Unused Sites	92/69690-00-000	SUNNYVALE ELEMENTARY	SANTA CLARA
Unused Sites	92/68411-00-000	SWEETWATER UNION HIGH	SAN DIEGO
Unused Sites	92/71290-00-000	SYLVAN UNION ELEMENTARY	STANISLAUS
Unused Sites	92/66944-00-000	TAHOE-TRUCKEE UNIFIED	PLACER
Unused Sites	92/65482-00-000	TAMALPAIS UNION HIGH	MARIN
Unused Sites	92/63826-00-000	TEHACHAPI UNIFIED	KERN
Unused Sites	92/75192-00-000	TEMECULA VALLEY UNIFIED	RIVERSIDE
Unused Sites	92/70565-00-000	TRAVIS UNIFIED	SOLANO
Unused Sites	92/72231-00-000	TULARE CITY ELEMENTARY	TULARE
Unused Sites	92/66415-00-000	TWIN RIDGES ELEMENTARY	NEVADA
Unused Sites	92/76505-00-000	TWIN RIVERS UNIFIED	SACRAMENTO
Unused Sites	92/69708-00-000	UNION ELEMENTARY	SANTA CLARA
Unused Sites	92/61580-00-000	VALLECITO UNION ELEMENTARY	CALAVERAS
Unused Sites	92/75614-00-000	VALLEY CENTER-PAUMA	SAN DIEGO
Unused Sites	92/72652-00-000	VENTURA UNIFIED	VENTURA
Unused Sites	92/67918-00-000	VICTOR ELEMENTARY	SAN BERNARDINO

ATTACHMENT A
Approved Consent Items on 12/11/2018

Program	Application Number	District	County
Unused Sites	92/72256-00-000	VISALIA UNIFIED	TULARE
Unused Sites	92/69344-00-000	VISTA DEL MAR UNION ELEMENTARY	SANTA BARBARA
Unused Sites	92/63859-00-000	WASCO UNION HIGH	KERN
Unused Sites	92/76778-00-000	WASHINGTON UNIFIED	FRESNO
Unused Sites	92/72694-00-000	WASHINGTON UNIFIED	YOLO
Unused Sites	92/61796-00-000	WEST CONTRA COSTA UNIFIED	CONTRA COSTA
Unused Sites	92/65102-00-000	WESTSIDE UNION ELEMENTARY	LOS ANGELES
Unused Sites	92/64204-00-000	WESTWOOD UNIFIED	LASSEN
Unused Sites	92/64204-00-000	WESTWOOD UNIFIED	LASSEN
Unused Sites	92/72702-00-000	WINTERS JOINT UNIFIED	YOLO
Unused Sites	92/72710-00-000	WOODLAND JOINT UNIFIED	YOLO
Unused Sites	92/71035-00-000	WRIGHT ELEMENTARY	SONOMA
Unused Sites	92/71464-00-000	YUBA CITY UNIFIED	SUTTER

EXECUTIVE OFFICER STATEMENT
State Allocation Board Meeting, January 23, 2019

GOVERNOR'S BUDGET PROPOSAL FOR 2019/2020

On January 10, 2019, Governor Newsom released his first budget proposal for the 2019/20 fiscal year. The proposal includes the following recommendations contingent on them being approved through the annual budget approval process:

- Increase general obligation bond sales to \$1.5 billion for the School Facility Program (SFP),
- Ten additional positions for the Office of Public School Construction (OPSC),
- An additional \$750 million for the Full-Day Kindergarten Facilities Program.

FULL-DAY KINDERGARTEN FACILITIES GRANT PROGRAM FILING ROUND

The first filing round for the Full-Day Kindergarten Facilities Grant Program opened on January 2, 2019 and closes January 31, 2019. As of January 16th, 49 applications requesting over \$68 million have been submitted.

CAREER TECHNICAL EDUCATION FACILITIES PROGRAM UPDATE

The fifth Career Technical Education Facilities Program (CTEFP) funding cycle is in progress. In October 2018, the California Department of Education (CDE) received 299 applications requesting a total of \$571 million in state funding for this funding cycle. CDE is scheduled to release scores to the applicants by January 24, 2019. Those applicants that receive a passing score of 105 must submit a funding application to OPSC by close of business on **February 15, 2019** to be considered for funding. OPSC Staff anticipates a presentation to the State Allocation Board (Board) for the fifth cycle of CTEFP funding in May 2019.

After this cycle, \$250 million in bond authority from Proposition 51 will remain to be allocated. Staff intends to present an item to the Board to establish additional cycles in the coming months. Additionally, Staff is planning future public meetings to obtain stakeholder input on a proposal to reinstate the funding order model based on service region for future CTEFP funding cycles.

PRIORITY FUNDING APPORTIONMENTS

At the October 24, 2018 meeting, the Board approved \$441.9 million in priority funding apportionments for 226 projects representing 105 school districts, including 41 CTEFP projects approved as a reservation of funds. Of the 226 projects that received an Apportionment, 152 are required to submit a valid *Fund Release Authorization* (Form SAB 50-05) containing an original signature of an Authorized District Representative to OPSC by close of business on **Tuesday, January 22, 2019**.

For the 41 CTEFP projects that were approved as a reservation of funds, the school districts have 12 months from the apportionment date to submit the required CDE and/or Division of the State Architect approvals to OPSC, which is **October 24, 2019**. If an applicant does not submit the required approvals the project will be rescinded without further Board action. Once the required documents are submitted, the applicant has 90 days to submit a valid Form SAB 50-05 to OPSC.

As of January 11, 2019, OPSC has received 116 of the required 152 Forms SAB 50-05 for a total of \$255.3 million. In addition, OPSC released funds for 22 projects in the amount of \$8.8 million that did not require a Form SAB 50-05.

If an applicant does not submit a valid fund release request by close of business **January 22, 2019**, the project will be given an occurrence and will receive a new Unfunded Approval date of January 22, 2019. If a second occurrence is received, the project will be rescinded without further action by the Board.

CURRENT PRIORITY FUNDING FILING ROUND

The current priority funding filing period began on November 14, 2018 and closed on December 13, 2018. At the close of the filing period, OPSC received valid requests from 54 applicants for 105 unique projects totaling \$225.8 million. These requests are valid from January 1, 2019 through June 30, 2019.

Requirements for Participation in Priority Funding

OPSC reminds applicants that the requirements for Participation in the Priority Funding Process are in effect (SFP Regulation Section 1859.90.3). There are two ways for an applicant to not participate in the priority funding process as follows:

- Not submit a valid priority funding request in the 30-day filing period, or
- Submit a valid priority funding request but fail to submit a valid Form SAB 50-05 to request the release of funds after the Board approves an apportionment.

The second time that either of these occurs, the funding for the project will be rescinded without further action by the Board. For additional information, please refer to the [Procedures for School Facility Program Funding](#).

UPCOMING JOINT AGENCY WORKSHOPS

OPSC and the Education Audit Appeals Panel (EAAP) have been conducting free workshops to provide information to Certified Public Accountant (CPA) firms and Local Education Agencies (LEA) regarding the new performance audit process which began July 1, 2018 for all SFP projects funded on or after April 1, 2017 as required by Education Code Section 41024.

Audit training will be provided related to audit procedures to perform and audit reports to prepare with Generally Accepted Government Auditing Standards (GAGAS), also known as Yellow Book, performance audit standards and the audit instructions contained in the “2018-19 Guide for Annual Audits of K-12 Local Education Agencies and State Compliance Reporting – Appendix B” contained on the California Education Audit Appeals Panel website (www.eaap.ca.gov). CPAs who attend the training will receive 4 hours of continuing professional education (CPE). The next workshop is as follows:

Tuesday, January 29, 2019 – 10:00 a.m. – 3:00 p.m. – El Cajon, CA – Audit Training

NEXT STATE ALLOCATION BOARD MEETING

The next meeting is scheduled for February 27, 2019, at 4:00 pm

State of California
State Allocation Board
School Facility Program

This Resolution of the State Allocation Board (hereafter referred to as the "Board") is applicable to the appropriate sections of the Education Code and is described and filed in the office of the Executive Officer and will be made available to all interested parties as the Resolution pertains to the documents attached hereto. Said documents were acted upon by the Board at its meeting on January 23, 2019.

WHEREAS, the Board has previously approved or determined to be approvable a number of projects for construction or modernization eligibility of facilities for school districts and is making apportionments and/or unfunded approvals for the grant amounts for projects that meet the Board's criteria for the apportionment of grants pursuant to Education Code Sections 17072.10, 17078.52, 17078.70, 17079 or 17074.10 or Board Regulations 1859.81.1 or 1859.83;

WHEREAS, Treasury Regulations Section 1.150-2 require the State (on whose behalf the Board is acting) to declare its reasonable intent to provide grant funding to school districts, in accordance with Board policy and law, for costs of the projects with proceeds of State bonds;

NOW THEREFORE, BE IT RESOLVED:

1. This Resolution is adopted by the Board for the purposes of establishing compliance with Treasury Regulations Section 1.150-2, and this Resolution does not bind the Board to make any additional apportionment, or bind the State to incur any indebtedness.
2. The Board anticipates that some or all of the school districts listed on the list of "Projects" referred to in this Resolution will pay certain capital expenditures in connection with some or all of the project costs prior to the issuance of bonds by the State to pay for the grants for the projects. The reimbursement of such costs is consistent with the State's budgetary and financial circumstances, and in accordance with Board policy, as no other funds or accounts of the State have been budgeted or are available to pay the costs of the projects on either a short-term or a long-term basis.
3. The Board, acting on behalf of the State, hereby declares that it is the State's official intent to use proceeds of general obligation bonds that may become available for such purpose, consistent with the requirements of law that are in effect at the time the funds are available, to provide grants in accordance with applicable laws and regulations.
4. This Resolution shall be continuously available for inspection by the general public during normal business hours at the offices of the Board at 707 3rd Street, West Sacramento, California, commencing within one week after the date of enactment of this Resolution.
5. Any eligibility determination does not constitute a commitment of future funding by the Board.

I, the undersigned, duly authorized as the Executive Officer of the State Allocation Board, do hereby certify the foregoing to be true and correct, and that this Resolution was adopted at a meeting of said Board on January 23, 2019 at Sacramento, California.



Lisa Silverman
Executive Officer
State Allocation Board

REPORT OF THE EXECUTIVE OFFICER
State Allocation Board Meeting, January 23, 2019

SCHOOL FACILITY PROGRAM

PURPOSE OF REPORT

To present the Districts' requests for School Facility Program (SFP) eligibility approval.

DESCRIPTION

The school districts shown in the following sections have complied with State Allocation Board (Board) regulations regarding new construction or modernization eligibility determinations for the projects listed.

RECOMMENDATIONS

1. Approve the eligibility determinations for the districts/projects shown on the Attachment.
2. Provide that this approval of eligibility determination for the districts/projects listed does not constitute a commitment for future funding by the Board.
3. For purposes of any application for funding, provide that the district must comply with all requirements of law and regulations pertaining to the SFP.

ELIGIBILITY APPROVALS
NEW CONSTRUCTION

<u>District</u>	<u>County</u>	<u>Application No.</u>	<u>Justification</u>	<u>Document Date</u>	<u>K-6</u>	<u>District Baseline Eligibility</u>			
						<u>7-8</u>	<u>9-12</u>	<u>Non Severe</u>	<u>Severe</u>
Blochman Union Elementary	Santa Barbara	50/ 69112-00-000		3/6/2017	12	67	0	0	0

ELIGIBILITY APPROVALS
MODERNIZATION

<u>District</u>	<u>School Name</u>	<u>County</u>	<u>Application Number</u> <u>57/</u>	<u>Justification Document</u> <u>Date</u>	<u>K-6</u>	<u>7-8</u>	<u>Site</u> <u>Baseline Eligibility</u>			<u>Severe</u>
							<u>9-12</u>	<u>Non Severe</u>		
Clovis Unified	Cedarwood Elementary	Fresno	62117-00-000	10/12/2015	249	0	0	0	7	
Clovis Unified	Maple Creek Elementary	Fresno	62117-00-000	10/12/2015	175	0	0	0	9	
Glendale Unified	College View Center	Los Angeles	64568-00-000	1/24/2013	0	0	0	0	70	
Richland Union Elementary	Golden Oak Elementary	Kern	63578-00-000	11/2/2018	850	0	0	13	0	
Richland Union Elementary	Redwood Elementary	Kern	63578-00-000	11/2/2018	799	0	0	18	0	
Temecula Valley Unified	Rancho Vista High	Riverside	75192-00-000	11/27/2018	0	0	228	0	0	
Temecula Valley Unified	Susan H. Nelson	Riverside	75192-00-000	11/27/2018	2	11	193	0	0	

REPORT OF THE EXECUTIVE OFFICER
State Allocation Board Meeting, January 23, 2019

SCHOOL FACILITY PROGRAM

PURPOSE OF REPORT

To adjust the baseline eligibility for new construction and modernization projects under the Leroy F. Greene School Facilities Act of 1998.

DESCRIPTION

The districts listed on Attachment A have received eligibility approval for new construction. There has been a change in their baseline in accordance with the California Code of Regulations relating to the Leroy F. Greene School Facilities Act of 1998, Section 1859.51.

The districts listed on Attachment B have received eligibility approval for modernization. There has been a change in their baseline in accordance with the California Code of Regulations relating to the Leroy F. Greene School Facilities Act of 1998, Section 1859.61.

RECOMMENDATIONS

1. Approve an adjustment to the new construction eligibility baseline determination as shown on Attachment A.
2. Approve an adjustment to the modernization eligibility baseline determination as shown on Attachment B.
3. Provide that this approval of adjusted eligibility determination does not constitute a commitment for future funding by the State Allocation Board.

KEY TO ADJUSTMENTS:**NEW CONSTRUCTION ONLY:**

- (a) Reduced by the number of pupils provided grants in a new construction School Facility Program (SFP) project and by the number of pupils that received a Preliminary Apportionment pursuant to Section 1859.140 or a Preliminary Charter School Apportionment pursuant to Regulation Section 1859.162.2.
- (b) Reduced by the number of pupils housed, based on the loading standards pursuant to Ed. Code Section 17071.25(a)(2)(A), in a new construction LPP project funded under the provisions of the LPP pursuant to Regulation Section 1859.12 or 1859.13.
- (c) Reduced by the number of pupils housed in additional classrooms constructed or purchased based on the loading standards, pursuant to Ed. Code Section 17071.25(a)(2)(A), in a modernization SFP project.
- (d) Adjusted as a result of audit findings made pursuant to Regulation Sections 1859.90 and 1859.105.
- (e) Increased/decreased by changes in projected enrollment in subsequent enrollment reporting years, except as provided in (j) below.
- (f) Adjusted as a result of errors or omissions by the district or by the Office of Public School Construction (OPSC).
- (g) Adjusted as result of amendments to the SFP Regulations that affect the eligibility.
- (h) Increased by the number of pupils eligible for grants pursuant to Regulation Section 1859.82(a).
- (i) Reduced by the number of pupils housed in classrooms provided after the baseline eligibility was determined by the State Allocation Board, with 12 exceptions at Regulation Section 1859.51(i).
- (j) For Small School Districts, following a 3-year period after the district's eligibility was approved by the Board, decreased by any reduction in projected enrollment, and by any increase in pupils in the latest CDE operational grant report per Ed. Code Sec. 42268.
- (k) Adjusted for any changes in classroom inventory as a result of a reorganization election.
- (l) For classroom loading standards adopted by the Board for non-severely and severely disabled individuals with exceptional needs.
- (m) As directed by the SAB due to finding a Material Inaccuracy pursuant to Section 1859.104.1.
- (n) Increased by the number of pupils that received a Preliminary Apportionment that was rescinded pursuant to Section 1859.148 or a Preliminary Charter School Apportionment that was rescinded pursuant to Section 1859.166.
- (o) Adjusted for operational grant changes as determined/provided by the California Department of Education.
- (p) For High School Attendance Area (HSAA) districts with Preliminary Apportionments within the 2002 or 2004 Critically Overcrowded School Facilities Account, adjusted in accordance with Regulation Section 1859.51(p)(1), (2), or (3).
- (q) Adjusted by the difference between the Alternative Enrollment Projection for the current enrollment reporting year and the projected enrollment determined pursuant to Section 1859.42 for the current enrollment reporting year, or by the eligibility remaining from this calculation that can no longer be utilized if the funds made available pursuant to EC Section 17071.75(a)(1)(A) have been exhausted.
- (r) Adjusted per Ed. Code Sec. 17071.75(b)(2) by the number of pupils housed, based on the loading standards per Ed. Code Sec. 17071.25(a)(2)(A), in any classroom(s) where title was relinquished to the School District receiving the transferred classrooms.

MODERNIZATION ONLY:

- (a) Reduced by the number of pupils provided grants in a modernization SFP project or CSFP Rehabilitation project at the specific site.
- (b) Reduced by the number of pupils housed, based on the loading standard pursuant to EC Section 17071.25(a)(2), in a modernization LPP project funded under the LPP pursuant to Regulation Section 1859.14 and 1859.15.
- (c) Increased by changes in projected enrollment in subsequent enrollment reporting years.
- (d) (1) Increased for additional facilities not previously modernized with State funds, that become 25 years old, if permanent, or 20 years old, if portable or, (2) as a result of audit findings made pursuant to Regulation Sections 1859.90 and 1859.105.
- (e) Adjusted as a result of errors or omissions by the district or by the OPSC.
- (f) Adjusted as result of amendments to the Subgroup 5.5 Regulations that affect the eligibility.
- (g) For classroom loading standards adopted by the Board for non-severely and severely disabled individuals with exceptional needs.
- (h) As directed by the SAB due to finding a Material Inaccuracy pursuant to Regulation Section 1859.104.1.
- (i) Increased for facilities previously modernized with State funds, which qualify for an additional modernization apportionment pursuant to Regulation Section 1859.78.8.
- (j) Adjusted as a result of the Reconfiguration of an existing high school under the Small High School Program.
- (k) Decreased for facilities that were deemed eligible for modernization pursuant to Regulation Sections 1859.60 and 1859.61(d) and subsequently replaced, or will be replaced under a signed contract for construction or acquisition of facilities, in a project funded by the district without participation from the State.
- (l) Adjusted as a result of replaced eligible portables funded with the Overcrowding Relief Grant, per Ed. Code Section 17079 et seq.
- (m) Adjusted as a result of classrooms demolished and replaced pursuant to Regulation Section 1859.82.

State Allocation Board Meeting, January 23, 2019

ATTACHMENT A

District	Attendance Area	County	App. Number 50	Type of Adj.	K-6	7-8	9-12	Non- Severe	Severe
Golden Valley Unified	Districtwide	Madera	75580-00-000						
Current Baseline Eligibility					-226	-99	-53	6	0
Adjustment Per This Item				e	1477	483	1129	6	0
Net Baseline Eligibility					<u>1251</u>	<u>384</u>	<u>1076</u>	<u>12</u>	<u>0</u>
Grant Elementary	Districtwide	Shasta	70003-00-000						
Current Baseline Eligibility					94	26	0	-13	3
Adjustment Per This Item				e	157	9	0	0	-3
Net Baseline Eligibility					<u>251</u>	<u>35</u>	<u>0</u>	<u>-13</u>	<u>0</u>
Grass Valley Elementary	Districtwide	Nevada	66332-00-000						
Current Baseline Eligibility					795	-212	0	38	25
Adjustment Per This Item				f	-791	-25	0	-80	-25
Net Baseline Eligibility					<u>4</u>	<u>-237</u>	<u>0</u>	<u>-42</u>	<u>0</u>
Hilmar Unified	Districtwide	Merced	65698-00-000						
Current Baseline Eligibility					501	33	149	35	1
Adjustment Per This Item				e	1369	226	154	35	0
Net Baseline Eligibility					<u>1870</u>	<u>259</u>	<u>303</u>	<u>70</u>	<u>1</u>
Island Union Elementary	Districtwide	Kings	63933-00-000						
Current Baseline Eligibility					-268	-31	0	0	0
Adjustment Per This Item				e	154	23	0	0	0
Net Baseline Eligibility					<u>-114</u>	<u>-8</u>	<u>0</u>	<u>0</u>	<u>0</u>
Lakeport Unified	Districtwide	Lake	64030-00-000						
Current Baseline Eligibility					458	8	-41	23	0
Adjustment Per This Item				e	162	16	-36	-20	6
Net Baseline Eligibility					<u>620</u>	<u>24</u>	<u>-77</u>	<u>3</u>	<u>6</u>
Millville Elementary	Districtwide	Shasta	70052-00-000						
Current Baseline Eligibility					134	38	0	0	0
Adjustment Per This Item				e	-72	-15	0	0	0
Net Baseline Eligibility					<u>62</u>	<u>23</u>	<u>0</u>	<u>0</u>	<u>0</u>
Pierce Joint Unified	Districtwide	Colusa	61614-00-000						
Current Baseline Eligibility					142	50	-89	0	0

State Allocation Board Meeting, January 23, 2019

ATTACHMENT A

District	Attendance Area	County	App. Number 50	Type of Adj.	K-6	7-8	9-12	Non- Severe	Severe
Adjustment Per This Item				e	90	11	9	0	12
Net Baseline Eligibility					232	61	-80	0	12
Ross Valley	Districtwide	Marin	75002-00-000						
Current Baseline Eligibility					729	-235	0	19	0
Adjustment Per This Item				e	-574	-128	0	-4	31
Net Baseline Eligibility					155	-363	0	15	31
Sacramento County Office of Education	Districtwide	Sacramento	10348-00-000						
Current Baseline Eligibility					0	125	-60	0	354
Adjustment Per This Item				e	0	97	188	0	-161
Net Baseline Eligibility					0	222	128	0	193
Scotts Valley Unified	Districtwide	Santa Cruz	75432-00-000						
Current Baseline Eligibility					433	234	-135	0	0
Adjustment Per This Item				e	351	-25	66	27	2
Net Baseline Eligibility					784	209	-69	27	2
Tehama County Office of Education	Districtwide	Tehama	10520-00-000						
Current Baseline Eligibility					23	31	63	0	101
Adjustment Per This Item				e	-48	-36	-67	63	-57
Net Baseline Eligibility					-25	-5	-4	63	44
Waugh Elementary	Districtwide	Sonoma	70995-00-000						
Current Baseline Eligibility					367	0	0	0	0
Adjustment Per This Item				e	-88	0	0	0	0
Net Baseline Eligibility					279	0	0	0	0

State Allocation Board Meeting, January 23, 2019

ATTACHMENT B

District	School Name	County	App. Number 57	Type of Adj.	K-6	7-8	9-12	Non- Severe	Severe
Clovis Unified	Alta Sierra Intermediate	Fresno	62117-00-000		0	0	0	0	0
	Current Baseline Eligibility				0	4	0	0	1
	Adjustment Per This Item			c	0	921	0	0	22
	Adjustment Per This Item			d1	0	925	0	0	23
	Net Baseline Eligibility				0	925	0	0	23
Clovis Unified	Cole Elementary	Fresno	62117-00-000		0	0	0	0	0
	Current Baseline Eligibility				0	0	0	0	0
	Adjustment Per This Item			d1	25	0	0	0	0
	Net Baseline Eligibility				25	0	0	0	0
Clovis Unified	Fancher Creek Elementary	Fresno	62117-00-000		0	0	0	0	0
	Current Baseline Eligibility				0	0	0	0	0
	Adjustment Per This Item			d1	400	0	0	0	0
	Net Baseline Eligibility				400	0	0	0	0
Clovis Unified	Liberty Elementary	Fresno	62117-00-000		0	0	0	0	0
	Current Baseline Eligibility				0	0	0	0	0
	Adjustment Per This Item			d1	25	0	0	0	0
	Adjustment Per This Item			d1	25	0	0	0	0
	Adjustment Per This Item			c	-13	0	0	0	4
	Adjustment Per This Item			d1	400	0	0	0	6
	Net Baseline Eligibility				437	0	0	0	10
Clovis Unified	Mountain View Elementary	Fresno	62117-00-000		0	0	0	0	0
	Current Baseline Eligibility				0	0	0	0	0
	Adjustment Per This Item			c	-55	0	0	0	8
	Adjustment Per This Item			d1	380	0	0	0	10
	Adjustment Per This Item			d1	25	0	0	0	0
	Net Baseline Eligibility				350	0	0	0	18
Clovis Unified	Pinedale Demonstration Elementary	Fresno	62117-00-000		49	0	0	0	0
	Current Baseline Eligibility				49	0	0	0	0
	Adjustment Per This Item			c	-2	0	0	0	0
	Net Baseline Eligibility				47	0	0	0	0

State Allocation Board Meeting, January 23, 2019

ATTACHMENT B

District	School Name	County	App. Number 57	Type of Adj.	K-6	7-8	9-12	Non- Severe	Severe
Clovis Unified	Weldon Elementary	Fresno	62117-00-000						
	Current Baseline Eligibility				50	0	0	0	0
	Adjustment Per This Item			d1	475	0	0	0	0
	Adjustment Per This Item			d1	100	0	0	0	0
	Net Baseline Eligibility				<u>625</u>	<u>0</u>	<u>0</u>	<u>0</u>	<u>0</u>
Culver City Unified	Culver City Middle	Los Angeles	64444-00-000						
	Current Baseline Eligibility				0	0	0	0	0
	Adjustment Per This Item			c	0	-221	0	-10	4
	Adjustment Per This Item			c	0	58	0	-22	21
	Net Baseline Eligibility				<u>0</u>	<u>-163</u>	<u>0</u>	<u>-32</u>	<u>25</u>
Culver City Unified	Culver City Senior High	Los Angeles	64444-00-000						
	Current Baseline Eligibility				0	0	0	0	0
	Adjustment Per This Item			c	0	0	-196	-9	12
	Adjustment Per This Item			c	0	0	8	-8	5
	Net Baseline Eligibility				<u>0</u>	<u>0</u>	<u>-188</u>	<u>-17</u>	<u>17</u>
Culver City Unified	El Marino Elementary	Los Angeles	64444-00-000						
	Current Baseline Eligibility				150	0	0	0	0
	Adjustment Per This Item			c	38	0	0	0	0
	Adjustment Per This Item			c	37	0	0	0	0
	Adjustment Per This Item			c	4	0	0	0	0
	Adjustment Per This Item			c	14	0	0	0	0
	Net Baseline Eligibility				<u>243</u>	<u>0</u>	<u>0</u>	<u>0</u>	<u>0</u>
Culver City Unified	Farragut Elementary	Los Angeles	64444-00-000						
	Current Baseline Eligibility				64	0	0	-2	0
	Adjustment Per This Item			c	59	0	0	-5	0
	Adjustment Per This Item			c	15	0	0	0	0
	Adjustment Per This Item			c	10	0	0	0	0
	Net Baseline Eligibility				<u>148</u>	<u>0</u>	<u>0</u>	<u>-7</u>	<u>0</u>
Dinuba Unified	Lincoln Elementary	Tulare	75531-00-000						
	Current Baseline Eligibility				77	0	0	6	0

State Allocation Board Meeting, January 23, 2019

ATTACHMENT B

District	School Name	County	App. Number 57	Type of Adj.	K-6	7-8	9-12	Non- Severe	Severe
Adjustment Per This Item				d1	296	0	0	8	0
Net Baseline Eligibility					<u>373</u>	<u>0</u>	<u>0</u>	<u>14</u>	<u>0</u>
Dinuba Unified	Roosevelt Elementary	Tulare	75531-00-000						
Current Baseline Eligibility					0	0	0	0	0
Adjustment Per This Item				c	47	0	0	-4	0
Adjustment Per This Item				d1	73	0	0	2	0
Net Baseline Eligibility					<u>120</u>	<u>0</u>	<u>0</u>	<u>-2</u>	<u>0</u>
Elk Grove Unified	Franklin Elementary	Sacramento	67314-00-000						
Current Baseline Eligibility					475	0	0	0	0
Adjustment Per This Item				d1	43	0	0	0	0
Adjustment Per This Item				c	23	0	0	0	0
Adjustment Per This Item				d1	64	0	0	0	0
Adjustment Per This Item				d1	164	0	0	0	0
Net Baseline Eligibility					<u>769</u>	<u>0</u>	<u>0</u>	<u>0</u>	<u>0</u>
Larkspur-Corte Madera	Hall Middle	Marin	65367-00-000						
Current Baseline Eligibility					0	4	0	0	0
Adjustment Per This Item				c	0	17	0	17	-2
Adjustment Per This Item				d1	0	32	0	3	0
Adjustment Per This Item				c	0	22	0	-17	15
Net Baseline Eligibility					<u>0</u>	<u>75</u>	<u>0</u>	<u>3</u>	<u>13</u>
Lincoln Unified	Lincoln Elementary	San Joaquin	68569-00-000						
Current Baseline Eligibility					0	0	0	0	0
Adjustment Per This Item				d1	413	0	0	57	0
Net Baseline Eligibility					<u>413</u>	<u>0</u>	<u>0</u>	<u>57</u>	<u>0</u>
Paradise Unified	Paradise Senior High	Butte	61531-00-000						
Current Baseline Eligibility					0	0	708	20	11
Adjustment Per This Item				e	0	0	-1	-5	0
Adjustment Per This Item				d1	0	0	862	17	13
Net Baseline Eligibility					<u>0</u>	<u>0</u>	<u>1569</u>	<u>32</u>	<u>24</u>
Richland Union Elementary	Golden Oak Elementary	Kern	63578-00-000						

State Allocation Board Meeting, January 23, 2019

ATTACHMENT B

District	School Name	County	App. Number 57	Type of Adj.	K-6	7-8	9-12	Non- Severe	Severe
Current Baseline Eligibility					850	0	0	13	0
Adjustment Per This Item				d1	0	0	0	10	0
Net Baseline Eligibility					850	0	0	23	0
Richland Union Elementary	Redwood Elementary	Kern	63578-00-000						
Current Baseline Eligibility					799	0	0	18	0
Adjustment Per This Item				d1	94	0	0	2	0
Net Baseline Eligibility					893	0	0	20	0
San Dieguito Union High	Oak Crest Junior High	San Diego	68346-00-000						
Current Baseline Eligibility					0	144	0	6	5
Adjustment Per This Item				d1	0	57	0	0	0
Net Baseline Eligibility					0	201	0	6	5
San Dieguito Union High	Sunset High	San Diego	68346-00-000						
Current Baseline Eligibility					0	0	145	0	0
Adjustment Per This Item				d1	0	0	0	2	0
Net Baseline Eligibility					0	0	145	2	0
Sanger Unified	Lincoln Elementary	Fresno	62414-00-000						
Current Baseline Eligibility					0	0	0	0	0
Adjustment Per This Item				d1	306	0	0	14	0
Net Baseline Eligibility					306	0	0	14	0
Temecula Valley Unified	Vail Elementary	Riverside	75192-00-000						
Current Baseline Eligibility					475	0	0	13	0
Adjustment Per This Item				e	-100	0	0	3	0
Adjustment Per This Item				d1	114	0	0	0	0
Net Baseline Eligibility					489	0	0	16	0

REPORT OF THE EXECUTIVE OFFICER
State Allocation Board Meeting, January 23, 2019

ANNUAL ADJUSTMENT TO SCHOOL FACILITY PROGRAM GRANTS

PURPOSE OF REPORT

To adopt the annual adjustment in the School Facility Program (SFP) grants based on the change in construction costs pursuant to the Education Code (EC) and SFP Regulations.

DESCRIPTION

This item presents the State Allocation Board (Board) with the annual adjustment to the SFP grants based on the statewide cost index for Class B construction. Each year the Board adjusts the SFP grants to reflect construction cost changes. In January 2016, the Board adopted the RS Means index for 2016 and future years. This item presents the 2019 annual adjustment to SFP grants based on the RS Means index.

AUTHORITY

See Attachment A.

STAFF ANALYSIS/STATEMENTS

At the January 2016 meeting, the Board adopted an increase to the SFP grants using the RS Means Construction Cost Index (CCI) as the statewide cost index for Class B construction.

The current rate of change between 2018 and 2019 for the RS Means Class B CCI is 5.45 percent. The chart below reflects the amounts previously adopted for 2018 compared to the potential amount for the new construction base grants.

			RS Means 5.45%
Grade Level	Regulation Section	Current Adjusted Grant Per Pupil Effective 1-1-18	<i>Potential Grant Per Pupil Effective 1-1-19</i>
Elementary	1859.71	\$11,567	\$12,197
Middle	1859.71	\$12,234	\$12,901
High	1859.71	\$15,567	\$16,415
Special Day Class – Severe	1859.71.1	\$32,503	\$34,274
Special Day Class – Non-Severe	1859.71.1	\$21,737	\$22,922

STAFF ANALYSIS/STATEMENTS (cont.)

The following chart shows the amounts previously adopted compared to the potential amount for the modernization base grants.

			RS Means 5.45%
Grade Level	Regulation Section	Current Adjusted Grant Per Pupil Effective 1-1-18	<i>Potential Grant Per Pupil Effective 1-1-19</i>
Elementary	1859.78	\$4,404	\$4,644
Middle	1859.78	\$4,658	\$4,912
High	1859.78	\$6,099	\$6,431
Special Day Class – Severe	1859.78.3	\$14,037	\$14,802
Special Day Class – Non-Severe	1859.78.3	\$9,391	\$9,903

In addition, the CCI adjustment would increase the threshold amount for Government Code Section 66452.6(a)(2) for the period of one year commencing March 1, 2019. The following chart shows the amount previously adopted for 2018 compared to the resulting threshold amount, upon approval of the proposed 2019 CCI adjustment:

	RS Means Effective 3-1-2018	RS Means Potential 3-1-2019
Resulting Amount	\$291,229	\$307,101

RECOMMENDATION

Adopt the increase of 5.45 percent for the 2019 SFP grants based on the RS Means Construction Cost Index as shown in Attachment B.

ATTACHMENT A - AUTHORITY

For the New Construction grant, EC Section 17072.10(b) states, "The board annually shall adjust the per-unhoused-pupil apportionment to reflect construction cost changes, as set forth in the statewide cost index for class B construction as determined by the board."

For Modernization funding, EC Section 17074.10(b) states, "The board shall annually adjust the factors set forth in subdivision (a) according to the adjustment for inflation set forth in the statewide cost index for class B construction, as determined by the board."

Government Code Section 66452.6 states:

(a)(1) An approved or conditionally approved tentative map shall expire 24 months after its approval or conditional approval, or after any additional period of time as may be prescribed by local ordinance, not to exceed an additional 12 months. However, if the subdivider is required to expend two hundred thirty-six thousand seven hundred ninety dollars (\$236,790) or more to construct, improve, or finance the construction or improvement of public improvements outside the property boundaries of the tentative map, excluding improvements of public rights-of-way which abut the boundary of the property to be subdivided and which are reasonably related to the development of that property, each filing of a final map authorized by Section 66456.1 shall extend the expiration of the approved or conditionally approved tentative map by 36 months from the date of its expiration, as provided in this section, or the date of the previously filed final map, whichever is later. The extensions shall not extend the tentative map more than 10 years from its approval or conditional approval. . . .

(2) Commencing January 1, 2012, and each calendar year thereafter, the amount of two hundred thirty-six thousand seven hundred ninety dollars (\$236,790) shall be annually increased by operation of law according to the adjustment for inflation set forth in the statewide cost index for class B construction, as determined by the State Allocation Board at its January meeting. The effective date of each annual adjustment shall be March 1. The adjusted amount shall apply to tentative and vesting tentative maps whose applications were received after the effective date of the adjustment.

SFP Regulation Section 1859.71 states,

The new construction per-unhoused-pupil grant amount, as provided by Education Code Section 17072.10(a), will be adjusted annually based on the change in the Class B Construction Cost Index as approved by the Board each January. The base Class B Construction Cost Index shall be 1.30 and the first adjustment shall be January, 1999.

The new construction per-unhoused-pupil grant amount, as provided by Education Code Section 17072.10(a), may be increased by an additional amount not to exceed six percent in a fiscal year, or decreased, based on the analysis of the current cost to build schools as reported on the Project Information Worksheet (Revised 05/10) which shall be submitted with the Forms SAB 50-05 and 50-06 and as approved by the Board.

SFP Regulation Section 1859.2 Definitions states, "Class B Construction Cost Index" is a construction factor index for structures made of reinforced concrete or steel frames, concrete floors, and roofs, and accepted and used by the Board.

SFP Regulation Section 1859.78 states, "The modernization per-unhoused-pupil grant amount, as provided by Education Code Section 17074.10(a), will be adjusted annually based on the change in the Class B Construction Cost Index as approved by the Board each January."

ATTACHMENT B

ANNUAL ADJUSTMENT TO SCHOOL FACILITY PROGRAM GRANTS
State Allocation Board Meeting, January 23, 2019

Grant Amount Adjustments

		Regulation Section	Current Adjusted Grant Per Pupil Effective 1-1-18	Current Adjusted Grant Per Pupil Effective 1-1-19
New Construction	Elementary	1859.71	\$11,567	\$12,197
	Middle	1859.71	\$12,234	\$12,901
	High	1859.71	\$15,567	\$16,415
	Special Day Class – Severe	1859.71.1	\$32,503	\$34,274
	Special Day Class – Non-Severe	1859.71.1	\$21,737	\$22,922
	Automatic Fire Detection/Alarm System – Elementary	1859.71.2	\$14	\$15
	Automatic Fire Detection/Alarm System – Middle	1859.71.2	\$19	\$20
	Automatic Fire Detection/Alarm System – High	1859.71.2	\$31	\$33
	Automatic Fire Detection/Alarm System – Special Day Class – Severe	1859.71.2	\$58	\$61
	Automatic Fire Detection/Alarm System – Special Day Class – Non-Severe	1859.71.2	\$41	\$43
	Automatic Sprinkler System – Elementary	1859.71.2	\$194	\$205
	Automatic Sprinkler System – Middle	1859.71.2	\$230	\$243
	Automatic Sprinkler System – High	1859.71.2	\$240	\$253
	Automatic Sprinkler System – Special Day Class – Severe	1859.71.2	\$613	\$646
	Automatic Sprinkler System – Special Day Class – Non-Severe	1859.71.2	\$411	\$433
	Modernization	Elementary	1859.78	\$4,404
Middle		1859.78	\$4,658	\$4,912
High		1859.78	\$6,099	\$6,431
Special Day Class - Severe		1859.78.3	\$14,037	\$14,802
Special Day Class – Non-Severe		1859.78.3	\$9,391	\$9,903
State Special School – Severe		1859.78	\$23,397	\$24,672
Automatic Fire Detection/Alarm System – Elementary		1859.78.4	\$143	\$151
Automatic Fire Detection/Alarm System – Middle		1859.78.4	\$143	\$151
Automatic Fire Detection/Alarm System – High		1859.78.4	\$143	\$151
Automatic Fire Detection/Alarm System – Special Day Class – Severe		1859.78.4	\$394	\$415
Automatic Fire Detection/Alarm System – Special Day Class – Non-Severe		1859.78.4	\$264	\$278
Over 50 Years Old – Elementary		1859.78.6	\$6,119	\$6,452
Over 50 Years Old – Middle		1859.78.6	\$6,471	\$6,824
Over 50 Years Old – High		1859.78.6	\$8,471	\$8,933
Over 50 Years Old – Special Day Class – Severe		1859.78.6	\$19,502	\$20,565
Over 50 Years Old – Special Day Class – Non-Severe		1859.78.6	\$13,041	\$13,752
Over 50 Years Old – State Special School – Severe		1859.78.6	\$32,502	\$34,273

ATTACHMENT B

ANNUAL ADJUSTMENT TO SCHOOL FACILITY PROGRAM GRANTS
January 23, 2019

Grant Amount Adjustments

New Construction / Modernization / Joint-Use	Regulation Section	Current Adjusted Grant Per Pupil Effective 1-1-18	Current Adjusted Grant Per Pupil Effective 1-1-19
Therapy/Multipurpose Room/Other (per square foot)	1859.72 1859.73.2 1859.77.3 1859.82 1859.125 1859.125.1	\$190	\$200
Toilet Facilities (per square foot)	1859.72 1859.73.2 1859.82 1859.125 1859.125.1	\$340	\$359
New Construction Only			
Parking Spaces	1859.76	\$14,709	\$15,511
General Site Grant (per acre for additional acreage being acquired)	1859.76	\$18,827	\$19,853
Project Assistance (for school district with less than 2,500 pupils)	1859.73.1	\$7,074	\$7,460
Modernization Only			
Two-stop Elevator	1859.83	\$117,667	\$124,080
Additional Stop	1859.83	\$21,181	\$22,335
Project Assistance (for school district with less than 2,500 pupils)	1859.78.2	\$3,772	\$3,978
Facility Hardship / Rehabilitation			
Current Replacement Cost - Other (per square foot)	1859.2	\$377	\$398
Current Replacement Cost - Toilets (per square foot)	1859.2	\$680	\$717
Interim Housing – Financial Hardship (per classroom)	1859.81	\$38,784	\$40,898
Charter School Facilities Program - Preliminary Apportionment Amounts			
Charter School Elementary	1859.163.1	\$11,626	\$12,260
Charter School Middle	1859.163.1	\$12,309	\$12,980
Charter School High	1859.163.1	\$15,622	\$16,473
Charter School Special Day Class - Severe	1859.163.1	\$32,658	\$34,438
Charter School Special Day Class - Non-Severe	1859.163.1	\$21,840	\$23,030
Charter School Two-stop Elevator	1859.163.5	\$98,056	\$103,400
Charter School Additional Stop	1859.163.5	\$17,650	\$18,612

ATTACHMENT B

January 23, 2019

New School Adjustments (Regulation Section 1859.83)

Classrooms in Project	Elementary School Adjusted Grant	Elementary School Adjusted Grant	Middle School Adjusted Grant	Middle School Adjusted Grant	High School Adjusted Grant	High School Adjusted Grant	Alternative Education New School	Alternative Education New School
	Effective 1-1-18	Effective 1-1-19	Effective 1-1-18	Effective 1-1-19	Effective 1-1-18	Effective 1-1-19	Effective 1-1-18	Effective 1-1-19
1	\$313,782	\$330,883	\$1,321,805	\$1,393,843	\$2,875,024	\$3,031,713	\$852,505	\$898,967
2	\$739,348	\$779,642	\$1,482,619	\$1,563,422	\$2,990,731	\$3,153,726	\$1,034,302	\$1,090,671
3	\$1,110,003	\$1,170,498	\$1,647,355	\$1,737,136	\$3,696,741	\$3,898,213	\$1,808,089	\$1,906,630
4	\$1,406,135	\$1,482,769	\$1,827,778	\$1,927,392	\$4,324,304	\$4,559,979	\$2,034,188	\$2,145,051
5	\$1,651,277	\$1,741,272	\$2,016,048	\$2,125,923	\$4,761,637	\$5,021,146	\$2,260,287	\$2,383,473
6	\$2,002,318	\$2,111,444	\$2,206,278	\$2,326,520	\$5,198,971	\$5,482,315	\$2,486,386	\$2,621,894
7	\$2,357,285	\$2,485,757	\$2,396,508	\$2,527,118	\$5,636,304	\$5,943,483	\$2,712,486	\$2,860,316
8	\$2,629,883	\$2,773,212	\$2,604,389	\$2,746,328	\$5,973,619	\$6,299,181	\$2,949,881	\$3,110,650
9	\$2,629,883	\$2,773,212	\$2,824,036	\$2,977,946	\$6,244,256	\$6,584,568	\$3,195,043	\$3,369,173
10	\$3,092,710	\$3,261,263	\$3,045,643	\$3,211,631	\$6,512,931	\$6,867,886	\$3,440,204	\$3,627,695
11	\$3,092,710	\$3,261,263	\$3,267,252	\$3,445,317	\$6,783,569	\$7,153,274	\$4,391,551	\$4,630,891
12	\$3,255,485	\$3,432,909			\$7,030,671	\$7,413,843	\$4,636,713	\$4,889,414
13					\$7,273,853	\$7,670,278	\$4,881,875	\$5,147,937
14					\$7,517,033	\$7,926,711	\$5,127,036	\$5,406,459
15					\$7,762,175	\$8,185,214	\$5,372,198	\$5,664,983
16					\$8,005,356	\$8,441,648	\$5,617,359	\$5,923,505
17					\$8,250,498	\$8,700,150	\$5,862,521	\$6,182,028
18					\$8,493,679	\$8,956,585	\$6,107,682	\$6,440,551
19					\$8,736,860	\$9,213,019	\$6,352,844	\$6,699,074
20					\$8,982,002	\$9,471,521	\$6,598,006	\$6,957,597
21					\$9,225,183	\$9,727,955	\$6,843,345	\$7,216,307
22					\$9,468,363	\$9,984,389	\$7,088,506	\$7,474,830
23							\$7,333,668	\$7,733,353
24							\$7,578,829	\$7,991,875
25							\$7,823,991	\$8,250,399
26							\$8,069,153	\$8,508,922
27							\$8,314,314	\$8,767,444

SCHOOL DISTRICT DATA

Application No: 54/64733-00-074
 School District: Los Angeles Unified

County: Los Angeles
 School Name: Our Community School-Devonshire

PROJECT DATA

Type of Project: Middle School
 Toilet Square Footage: 929
 Other Square Footage: 24,522

 Application Filing Basis: District Wide
 Number of Classrooms: 18
 Master Acres:
 Existing Acres: 4.25
 Proposed Acres:
 Recommended Acres: 12.4
 Facility Hardship (a): No
 Financial Hardship Requested: No
 Alternative Education School: No
 Addition to Existing Site: No

ADJUSTED GRANT DATA

CSFP Rehabilitation Grant	\$ 3,159,965.00
Total State Share (50%)	3,159,965.00
Charter School Share (50%)	3,159,965.00
Original Total Project Cost	6,319,930.00
Unspent Funds to be Returned	(800,000.00)
Adjusted Total Project Cost	\$ 5,519,930.00

PROJECT FINANCING

State Share
 This Project \$ 2,759,965.00
Charter School Share
 Cash Contribution
 CSFA Lease Amount 2,759,965.00
 Total Project Cost \$ 5,519,930.00

HISTORY OF PROJECT COST AND APPORTIONMENT

	Fund Code	Proposition	Previously Authorized	Authorized This Action	State Apportionment This Action
<u>State Share</u>					
CSFP Rehabilitation/Additional Grant	957-540	1D			
CSFP Rehabilitation/Additional Grant	057-540	1D	\$ 2,843,968.50	\$ (400,000.00)	\$ (400,000.00)
<u>Charter School Share</u>					
CSFA Lease Amount	957-540	1D			
CSFA Lease Amount	057-540	1D	2,843,968.50	(400,000.00)	(400,000.00)
Cash Contribution					
Total			\$ 5,687,937	\$ (800,000.00)	\$ (800,000.00)

Funding Source: Proposition 1D Bonds/2006-Nov

The Applicant is responsible for ensuring that the project is compliant with Prevailing Wage Monitoring and/or Labor Compliance Program requirements at the time construction contracts are executed and/or construction commenced.

The Applicant shall ensure that it is in compliance with all applicable laws, regulations and certifications it made on the program forms.

*The Applicant previously received \$631,993 for advance design costs.

**The Applicant has determined that it has \$800,000 in unused funds for this project. The Applicant has voluntarily requested to return these funds prior to the completion of a close-out review by the Office of Public School (OPSC) to reduce the State Share and CSFA Lease Amount. Once a close-out review is performed by OPSC, any project savings determined to be in excess of the amount previously returned by the Applicant, must be returned to the State. If the project savings are determined to be less than what was previously returned, the OPSC will not have the ability to return any funds to the Applicant. Therefore, the Applicant shall return State funds in the amount of \$800,000.

SCHOOL DISTRICT DATA

Application No: 51/75028-00-001

County: Trinity

School District: Mountain Valley Unified

School Name: Hayfork Valley Elementary

PROJECT DATA

ADJUSTED GRANT DATA

Type of Project: Middle School
 K-6:
 7-8:
 9-12:
 Non-Severe:
 Severe:
 Application Filing Basis: Site Specific
 Number of Classrooms: 3
 Master Acres:
 Existing Acres: 7
 Proposed Acres:
 Recommended Acres: 6.6
 Facility Hardship (a): Yes
 Financial Hardship Requested: Yes
 Alternative Education School: No
 Addition to Existing Site: No

Project Assistance	\$	7,074.00
Service Site		1,348,145.00
Off-Site		137,426.00
Utilities		1,619,018.00
Fac. Hardship Other	14,311 Sq. Ft.	2,719,090.00
Fac. Hardship Toilet	578 Sq. Ft.	196,520.00
Geographic Index Factor	15 %	437,342.00
Total State Share (50%)		6,464,615.00
District Share (50%)		6,464,615.00
Total Project Cost	\$	12,929,230.00

PROJECT FINANCING

State Share
 This Project \$ 6,464,615.00
District Share
 Cash Contribution 34,969.00
 Financial Hardship 6,429,646.00
 Total Project Cost \$ 12,929,230.00

HISTORY OF PROJECT COST AND APPORTIONMENT

	Fund Code	Proposition	Previously Authorized	Authorized This Action	State Apportionment This Action
<u>State Share</u>					
New Construction/Add. Grant	051-500	51	\$ 6,464,615.00		
<u>District Share</u>					
Cash Contribution			1,379,437.00	\$ (1,344,468.00)	
Financial Hardship	051-500	51	5,085,178.00	1,344,468.00	\$ 1,344,468.00
Total			\$ 12,929,230.00	\$ 0.00	\$ 1,344,468.00

Funding Source: Proposition 51 Bonds/2016-Nov.

The District passed a Local Bond on November 7, 2017, but is unable to sell the bonds due to litigation. Therefore, the District's cash contribution is being adjusted accordingly.

The District is required to submit a valid *Fund Release Authorization* (Form SAB 50-05) within 18 months of the date of the apportionment; otherwise, the apportionment will be rescinded without further board action.

Provide that the State's portion of any and all project savings realized from the funding of this Financial Hardship project must be returned to the State.

The District shall ensure that it is in compliance with all applicable laws, regulations and certifications it made on the program forms.

The District qualifies for financial hardship pursuant to SFP Regulation Section 1859.81(c)(5). The District has demonstrated it is financially unable to provide all or a part of the matching funds and is levying the developer fees or equal alternative revenue source justified by law. The District qualifies for financial hardship using "other evidence of reasonable effort as approved by the SAB" on April 27, 2018.

Based on the Board's action on June 5, 2017, this project is subject to the Grant Agreement submittal pursuant to School Facility Program Regulation Section 1859.90.4.

The District is responsible for ensuring that the project is compliant with Prevailing Wage Monitoring and/or Labor Compliance Program requirements at the time construction contracts are executed and/or construction commenced.

SCHOOL DISTRICT DATA

Application No: 51/75028-00-002
 School District: Mountain Valley Unified

County: Trinity
 School Name: Hayfork High

PROJECT DATA

Type of Project: High School
 K-6:
 7-8:
 9-12:
 Non-Severe:
 Severe:
 Application Filing Basis: District Wide
 Number of Classrooms:
 Master Acres:
 Existing Acres: 32.7
 Proposed Acres:
 Recommended Acres: 21.2
 Facility Hardship (a): Yes
 Financial Hardship Requested: Yes
 Alternative Education School: No
 Addition to Existing Site: Yes

ADJUSTED GRANT DATA

Project Assistance	\$	7,074.00
Service Site		2,589,422.00
Off-Site		41,853.00
Utilities		2,227,818.00
Fac. Hardship Toilet	1011 Sq. Ft.	343,740.00
Fac. Hardship Other	20338 Sq. Ft.	3,864,233.00
Geographic Index Factor	15 %	631,196.00
Total State Share (50%)		9,705,336.00
District Share (50%)		9,705,336.00
Total Project Cost	\$	19,410,672.00

PROJECT FINANCING

State Share
 This Project \$ 9,705,336.00
District Share
 Cash Contribution
 Financial Hardship 9,705,336.00
 Total Project Cost \$ 19,410,672.00

PROJECT COST AND APPORTIONMENT

	Fund Code	Proposition	Previously Authorized	Authorized This Action	State Apportionment This Action
<u>State Share</u>					
New Construction/Add. Grant	051-500	51	\$ 792,567.00	\$ 9,705,336.00	\$ 8,912,769.00
<u>District Share</u>					
Cash Contribution					
Financial Hardship	051-500	51	792,567.00	9,705,336.00	8,912,769.00
Total			\$ 1,585,134.00	\$ 19,410,672.00	\$ 17,825,538.00

Funding Source: Proposition 51 Bonds/2016-Nov.

The District is required to submit a valid Fund Release Authorization (Form SAB 50-05) within 18 months of the date of the apportionment; otherwise, the apportionment will be rescinded without further board action.

Provide that the State portion of any and all project savings realized from the funding of this Facility Hardship Program project must be returned to the State.

The District shall ensure that it is in compliance with all applicable laws, regulations and certifications it made on the program forms.

Based on the Board's action on June 5, 2017, this project is subject to the Grant Agreement submittal pursuant to School Facility Program Regulation Section 1859.90.4.

The District is responsible for ensuring that the project is compliant with Prevailing Wage Monitoring and/or Labor Compliance Program requirements at the time construction contracts are executed and/or construction commenced.

The District qualifies for financial hardship pursuant to SFP Regulation Section 1859.81(c)(4). The District has demonstrated it is financially unable to provide all or a part of the matching funds and is levying the developer fees or equal alternative revenue source justified by law. The District qualifies for financial hardship using "other evidence of reasonable effort as approved by the SAB" on May 23, 2018.

SCHOOL DISTRICT DATA

Application Number:.....50/75556-00-002 School District:.....Riverbank Unified
 County:.....Stanislaus School Name:.....Adelante Continuation High
 Financial Hardship.....No

PURPOSE OF REPORT

To recommend accounting revisions to close out a completed project.

DESCRIPTION

A review of expenditures reported by the District has been made and the revisions indicated are necessary to close out this completed project. The District incurred additional eligible expenditures per SFP Regulation Sections 1859.74 and 1859.106 and may receive additional hazardous waste funding in the amount of \$3,044.60. The District was also over-funded for Department of Toxic Substances Control (DTSC) costs in the amount of \$13,490.00. The District has concurred with the findings and agrees to return the State funds in the amount of \$5,222.70.

Detail of Final Cost & Financing

Budget Item	Currently Approved	Required Change	Revised Approval
SFP New Construction	\$ 987,246.00	\$ 0.00	\$ 987,246.00
SFP Service Site	95,577.00	0.00	95,577.00
SFP Offsite	7,703.00	0.00	7,703.00
SFP Utilities	32,241.00	0.00	32,241.00
SFP Small School	39,490.00	0.00	39,490.00
SFP Site DTSC Fee	6,745.00	(6,745.00)	0.00
SFP Site Hazardous Removal	16,928.00	1,522.30	18,450.30
SFP Fire Detection Alarm	1,212.00	0.00	1,212.00
SFP Fire Sprinklers	16,698.00	0.00	16,698.00
SFP High Performance	22,460.00	0.00	22,460.00
SFP Labor Compliance Program	16,507.00	0.00	16,507.00
Total State Apportionment	<u>\$ 1,242,807.00</u>	<u>\$ (5,222.70)</u>	<u>\$ 1,237,584.30</u>
Financing			
District Contribution	\$ 1,242,807.00	\$ (5,222.70)	\$ 1,237,584.30
State (SFP)	1,242,807.00	(5,222.70)	1,237,584.30
Total Project Costs	<u>\$ 2,485,614.00</u>	<u>\$ (10,445.40)</u>	<u>\$ 2,475,168.60</u>

RECOMMENDATIONS

1. Approve a decrease of \$10,445.40 in the total project cost from \$2,485,614.00 to \$2,475,168.60.
2. Approve a decrease of \$5,222.70 in the District Contribution from \$1,242,807.00 to \$1,237,584.30.
3. Approve a decrease of \$5,222.70 in the State Apportionment [Bonds/2004-Mar.; 055-500] from \$1,242,807.00 to \$1,237,584.30.
4. Require the District to return State funds in the amount of \$5,222.70.

SCHOOL DISTRICT DATA

Application Number:.....50/65029-00-003 School District:.....South Pasadena Unified
 County:.....Los Angeles School Name:.....South Pasadena Junior High
 Financial Hardship.....No

PURPOSE OF REPORT

To recommend accounting revisions to close out a completed project.

DESCRIPTION

A review of expenditures reported by the District has been made and the revisions indicated are necessary to close out this completed project. The District incurred additional eligible expenditures per SFP Regulation Sections 1859.74 and 1859.106 and may receive additional site acquisition, site other and Department of Toxic Substances Control (DTSC) funding in the amount of \$637,644.00. The District was also over-funded for site relocation in the amount of \$885,134.23. The District has concurred with the findings and has already returned State funds in the amount of \$123,745.12.

Detail of Final Cost & Financing

Budget Item	Currently Approved	Required Change	Revised Approval
SFP New Construction	\$ 741,375.00	\$ 0.00	\$ 741,375.00
SFP SDC Therapy	43,956.00	0.00	43,956.00
SFP Multi Level Constr.	88,965.00	0.00	88,965.00
SFP Site Acquisition	1,990,000.00	300,000.00	2,290,000.00
SFP Site Relocation	1,373,000.00	(442,567.12)	930,432.88
SFP Site Other	79,600.00	12,000.00	91,600.00
SFP Service Site	377,946.00	0.00	377,946.00
SFP General Site	81,770.00	0.00	81,770.00
SFP Offsite	7,603.00	0.00	7,603.00
SFP Utilities	8,376.00	0.00	8,376.00
SFP Small School	88,965.00	0.00	88,965.00
SFP SDC Therapy Toilet	46,240.00	0.00	46,240.00
SFP Site DTSC Fee	2,730.00	6,822.00	9,552.00
SFP Fire Detection Alarm	1,736.00	0.00	1,736.00
SFP Fire Sprinklers	1,401.00	0.00	1,401.00
SFP Labor Compliance Program	17,221.00	0.00	17,221.00
Total State Apportionment	\$ 4,950,884.00	\$ (123,745.12)	\$ 4,827,138.88
Financing			
District Contribution	\$ 4,950,884.00	\$ (123,745.11)	\$ 4,827,138.89
State (SFP)	4,950,884.00	(123,745.12)	4,827,138.88
Total Project Costs	\$ 9,901,768.00	\$ (247,490.23)	\$ 9,654,277.77

RECOMMENDATIONS

1. Approve a decrease of \$247,490.23 in the total project cost from \$9,901,768.00 to \$9,654,277.77.
2. Approve a decrease of \$123,745.11 in the District Contribution from \$4,950,884.00 to \$4,827,138.89.
3. Approve a decrease of \$123,745.12 in the State Apportionment [Bonds/2002-Nov.; 047-500] from \$4,950,884.00 to \$4,827,138.88.
4. Recognize the District has returned State funds in the amount of \$123,745.12.

SCHOOL DISTRICT DATA

Application Number:.....53/62166-00-007 School District:.....Fresno Unified
 County:.....Fresno School Name:.....Elementary "M"
 Financial Hardship.....No

PURPOSE OF REPORT

To recommend accounting revisions to close out a completed project.

DESCRIPTION

A review of expenditures reported by the District has been made and the revisions indicated are necessary to close out this completed project. The District incurred additional eligible expenditures per SFP Regulation Sections 1859.74 and 1859.106 and may receive additional site relocation and Department of Toxic Substances Control (DTSC) funding in the amount of \$340,134.39. The District was also over-funded for hazardous waste removal costs in the amount of \$131,282.26. The District has concurred with these findings and is eligible for additional apportionments of the State share in the amount of \$104,426.07.

Detail of Final Cost & Financing

Budget Item	Currently Approved	Required Change	Revised Approval
SFP New Construction	\$ 7,327,625.00	\$ 0.00	\$ 7,327,625.00
SFP Multi Level Const.	879,315.00	0.00	879,315.00
SFP Site Acquisition	2,222,900.00	0.00	2,222,900.00
SFP Site Relocation	275,176.00	165,251.54	440,427.54
SFP Site Other	88,916.00	0.00	88,916.00
SFP Service Site	843,000.00	0.00	843,000.00
SFP General Site	629,848.00	0.00	629,848.00
SFP Offsite	207,469.00	0.00	207,469.00
SFP Utilities	29,342.00	0.00	29,342.00
SFP Site DTSC Fee	12,129.00	4,815.66	16,944.66
SFP Site Hazardous Removal	344,191.00	(65,641.13)	278,549.87
SFP Fire Detection Alarm	8,525.00	0.00	8,525.00
SFP Fire Sprinklers	123,225.00	0.00	123,225.00
SFP Labor Compliance Program	51,203.00	0.00	51,203.00
Total State Apportionment	\$ 13,042,864.00	\$ 104,426.07	\$ 13,147,290.07
Financing			
District Contribution	\$ 13,042,864.00	\$ 104,426.06	\$ 13,147,290.06
State (SFP)	13,042,864.00	104,426.07	13,147,290.07
Total Project Costs	\$ 26,085,728.00	\$ 208,852.13	\$ 26,294,580.13

RECOMMENDATIONS

1. Approve an increase of \$208,852.13 in the total project cost from \$26,085,728.00 to \$26,294,580.13.
2. Approve an increase of \$104,426.06 in the District Contribution from \$13,042,864.00 to \$13,147,290.06.
3. Approve an increase of \$104,426.07 in the State Apportionment [Bonds/2004-Mar.; 955-500] from \$13,042,864.00 to \$13,147,290.07.
4. Approve an unfunded approval in the amount of \$104,426.07.

SCHOOL DISTRICT DATA

Application Number:.....54/61838-00-001 School District:.....Buckeye Union Elementary
 County:.....El Dorado School Name:.....Calif. Montessori Project- Shingle Springs
 Financial Hardship.....No

PURPOSE OF REPORT

To recommend accounting revisions to close out a completed project.

DESCRIPTION

A review of expenditures reported by the Charter School has been made and the revisions indicated are necessary to close out this completed project. This is a Charter School Facilities Program (CSFP) project and has savings in the amount of \$903,430.44. SFP Regulation Section 1859.169.1 states "Projects funded under the CSFP do not generate savings pursuant to Section 1859.103. In addition, State funds remaining at the completion of the project may not be used to satisfy the local matching share obligation. Remaining funds must be returned to the State." The Charter incurred additional eligible expenditures per SFP Regulation Sections 1859.74 and 1859.106 and may receive additional site acquisition, and Department of Toxic Substances Control (DTSC) funding in the amount of \$11,719.50. The Charter has concurred with these findings and is eligible for additional apportionments in the amount of \$11,719.50. The Charter School has concurred with the findings and agrees to return the State funds in the net amount of \$891,710.94.

Detail of Final Cost & Financing

Budget Item	Currently Approved	Required Change	Revised Approval
SFP New Construction	\$ 3,440,900.00	\$ (451,715.22)	\$ 2,989,184.78
SFP Site Acquisition	85,000.00	5,000.00	90,000.00
SFP Site Other	25,000.00	0.00	25,000.00
SFP Service Site	1,124,721.00	0.00	1,124,721.00
SFP General Site	337,008.00	0.00	337,008.00
SFP Offsite	77,325.00	0.00	77,325.00
SFP Utilities	105,098.00	0.00	105,098.00
SFP Site DTSC Fee	750.00	859.75	1,609.75
SFP Fire Detection/Alarm	4,150.00	0.00	4,150.00
SFP Sprinklers	58,950.00	0.00	58,950.00
SFP Prevailing Wage Monitoring	13,147.00	0.00	13,147.00
SFP CSFA Lease Amount	4,970,741.00	(445,855.47)	4,524,885.53
Total State Apportionment	\$ 10,242,790.00	\$ (891,710.94)	\$ 9,351,079.06
Financing			
District Contribution	\$ 301,308.00	\$ 0.00	\$ 301,308.00
CSFA Lease Amount	4,970,741.00	(445,855.47)	4,524,885.53
State (SFP)	5,272,049.00	(445,855.47)	4,826,193.53
Total Project Costs	\$ 10,544,098.00	\$ (891,710.94)	\$ 9,652,387.06

RECOMMENDATIONS

1. Approve a decrease of \$891,710.94 in the total project cost from \$10,544,098.00 to \$9,652,387.06.
2. Approve a decrease of \$445,855.47 in the CSFA Lease Amount [Bonds/2004-Mar.; 055-540] from \$4,970,741.00 to \$4,524,885.53.
3. Approve a decrease of \$445,855.47 in the State Apportionment [Bonds/2004-Mar.; 055-540] from \$5,272,049.00 to \$4,826,193.53.
4. Require the Charter School to return State funds in the amount of \$891,710.94.

SCHOOL DISTRICT DATA

Application Number:.....54/69450-00-001 School District:.....Franklin-McKinley Elementary
 County:.....Santa Clara School Name:...Voices College-Bound Language Academy
 Financial Hardship.....No

PURPOSE OF REPORT

To recommend accounting revisions to close out a completed project.

DESCRIPTION

A review of expenditures reported by the Charter has been made and the revisions indicated are necessary to close out this completed project. This is a Charter School Facilities Program (CSFP) project and has savings in the amount of \$978,903.00. SFP Regulation Section 1859.169.1 states "Projects funded under the CSFP do not generate savings pursuant to Section 1859.103. In addition, State funds remaining at the completion of the project may not be used to satisfy the local matching share obligation. Remaining funds must be returned to the State." The Charter incurred additional eligible expenditures per SFP Regulation Sections 1859.74 and 1859.106 and may receive additional Department of Toxic Substances Control (DTSC) funding in the amount of \$59,892.48. The Charter was also over-funded for hazardous waste costs in the amount of \$56,100.00. The Charter has concurred with these findings and is eligible for an additional apportionment of the State share in the amount of \$3,792.48. The Charter School has concurred with the findings and agrees to return the State funds in the net amount of \$975,110.52.

Budget Item	Currently Approved	Required Change	Revised Approval
SFP New Construction	\$ 3,753,065.00	\$ (489,451.50)	\$ 3,263,613.50
SFP Service Site	189,862.00	0.00	189,862.00
SFP General Site	229,363.00	0.00	229,363.00
SFP Offsite	5,203.00	0.00	5,203.00
SFP Utilities	124,191.00	0.00	124,191.00
SFP DTSC Fee	14,341.00	29,946.24	44,287.24
SFP Hazardous Removal	28,050.00	(28,050.00)	0.00
SFP Fire Detection/Alarm	4,690.00	0.00	4,690.00
SFP Sprinklers	64,955.00	0.00	64,955.00
SFP Prevailing Wage Monitoring	11,034.00	0.00	11,034.00
SFP CSFA Lease Amount	4,183,520.00	(487,555.26)	3,695,964.74
Total State Apportionment	\$ 8,608,274.00	\$ (975,110.52)	\$ 7,633,163.48
Financing			
District Contribution	\$ 241,234.00	\$ 0.00	\$ 241,234.00
CSFA Lease Amount	4,183,520.00	(487,555.26)	3,695,964.74
State (SFP)	4,424,754.00	(487,555.26)	3,937,198.74
Total Project Costs	\$ 8,849,508.00	\$ (975,110.52)	\$ 7,874,397.48

RECOMMENDATIONS

1. Approve a decrease of \$975,110.52 in the total project cost from \$8,849,508.00 to \$7,874,397.48.
2. Approve a decrease of \$487,555.26 in the CSFA Lease Amount [Bonds/2006-Nov.; 057-540] from \$4,183,520.00 to \$3,695,964.74.
3. Approve a decrease of \$487,555.26 in the State Apportionment [Bonds/2006-Nov.; 057-540] from \$4,424,754.00 to \$3,937,198.74.
4. Require the Charter School to return State funds in the amount of \$975,110.52.

REPORT OF THE EXECUTIVE OFFICER
State Allocation Board Meeting, January 23, 2019

CHARTER SCHOOL FACILITIES PROGRAM
EXTENSION TO CONVERSION DEADLINE

PURPOSE OF REPORT

To present Roseland Accelerated Middle School Charter's request for a one-year extension to the conversion deadlines for its Charter School Facilities Program (CSFP) rehabilitation and new construction projects.

DESCRIPTION

Charter schools participating in the CSFP must convert a preliminary apportionment (PA) within a four-year period pursuant to School Facility Program (SFP) Regulation Section 1859.166. This item requests one-year extensions to the conversion deadlines for Roseland Accelerated Middle School Charter's (Charter School) rehabilitation and new construction projects (application numbers 54/70920-00-003 and 004), pursuant to SFP Regulation Section 1859.166.1.

AUTHORITY

See Attachment A.

BACKGROUND

The CSFP provides PAs (reservations of bond authority) for new construction and rehabilitation projects. The PA for a CSFP project must be converted within a four-year period to an adjusted grant apportionment meeting all the SFP Regulation requirements, unless a single one-year extension is granted by the State Allocation Board (Board).

Charter schools may request the Board to approve a one-year extension. The request will be approved when a charter school meets one of the following sets of criteria:

- The charter school has provided evidence of both of the following:
 - The California Department of Education (CDE) has made a contingent or final approval of the proposed site; and,
 - The Division of the State Architect (DSA) has confirmed that the final plans for the project have been submitted to the DSA for review and approval.
- Other evidence satisfactory to the Board justifying the extension.

STAFF ANALYSIS/COMMENTS

The Charter School's new construction and rehabilitation projects are located on a single district-owned site. The site was previously approved by the California Department of Education (CDE) in 2007. The Charter School has submitted plans to CDE and the Division of the State Architect for final approval. The Charter School anticipates receiving all necessary approvals and submitting a complete conversion application by the current deadline of April 15, 2019, but is requesting an extension in the event there are any unforeseen delays. If approved, the new conversion deadline for both funding applications would be April 15, 2020.

Staff has reviewed the Charter School's request (Attachment B) and determined that it provides satisfactory evidence to justify the extension. Staff supports the Charter School's request for a one-year extension to the conversion deadlines.

RECOMMENDATION

Approve the Charter School's request for a one-year extension to the conversion deadlines. Require that the PAs for application numbers 54/70920-00-003 and 004 be converted to a final apportionment by April 15, 2020, or the PAs will be rescinded and the bond authority returned to the CSFP.

ATTACHMENT A

AUTHORITY

School Facility Program (SFP) Section 1859.166. Time Limit on Preliminary Charter School Apportionment.

(a) A complete request to convert a Preliminary Charter School Apportionment to a Final Charter School Apportionment pursuant to Section 1859.165 shall be made within four years of the date of the Preliminary Charter School Apportionment unless the Charter School received approval of an extension pursuant to Section 1859.166.1.

(b) If (a) is not met, and the Charter School has not received an advance release of funds as provided in Section 1859.164.2, the following will occur:

(1) the Preliminary Charter School Apportionment shall be rescinded and any remaining Preliminary Charter School Apportionment, not released to the Charter School, shall be transferred to the Unrestricted Charter School Fund within the appropriate Charter School Facility Account, and;

(2) the SFP New Construction Eligibility will be increased by the number of unhoused pupils pursuant to Section 1859.162.2 for the school district that physically contains the Charter School within its geographical boundaries.

(c) If (a) is not met, and the Charter School has received an advance release of funds as provided in Section 1859.164.2, the following will occur:

(1) The Preliminary Charter School Apportionment shall be rescinded and any remaining Preliminary Charter School Apportionment, not released to the Charter School, shall be transferred to the Unrestricted Charter School Fund within the appropriate Charter School Facility Account, and;

(2) Funds released pursuant to Section 1859.164.2(a) shall be reduced to cost incurred and closed-out pursuant to Section 1859.106 with a corresponding SFP new construction baseline eligibility adjustment for the pupils assigned to the Preliminary Charter School Application. The adjustment to the baseline eligibility shall be based on the ratio of the number of unhoused pupils pursuant to Section 1859.162.2 and the project capacity which generated the project funding to the eligible expenditures. Any funds released are subject to the fifty percent local matching share requirement as required by EC 17078.54(d). Funds returned pursuant to Section 1859.106 shall be transferred to the Unrestricted Charter School Fund within the appropriate Charter School Facility Account, and;

(3) Funds released pursuant to Section 1859.164.2(b) shall be subject to the provisions of Section 1859.171.

SFP Section 1859.166.1. Preliminary Charter School Apportionment Time Limit Extension.

A Charter School that has received a Preliminary Charter School Apportionment may request a single one-year extension of the time limit prescribed in Section 1859.166(a). The Board shall approve the request provided the criteria in (a) or (b) are met:

(a) The Charter School has provided evidence of both of the following:

(1) The CDE has made a contingent or final approval of the proposed site; and,

(2) The DSA has confirmed that the final plans for the project have been submitted to the DSA for review and approval.

(b) Other evidence satisfactory to the Board justifying the extension.



Board of Trustees

Mary Goe Balcerak
Sondra Beam
Amanda Hernandez
Patricia Krueger
Janice Siebert

Superintendent

Director
Amy Jones-Kerr
1691 Burbank Avenue
Santa Rosa CA 95407
Phone: 707-545-0102
Fax: 707-545-5096

Board of Directors

Juan Alvarez
Carlos Ayala
Alan Flores
Ricardo Navarrete
Robert Reynolds

November 26, 2018

Erin Cunneen
Project Manager, Charter School Facilities Program
Office of Public School Construction
707 Third Street
West Sacramento, CA 95605

Dear Ms. Cunneen:

The Roseland Accelerated Middle School Charter (54/70920-00-003, 54/70920-00-004) requests a one year extension to the four year conversion deadline of April 15, 2019.

The project will be located on a portion of the Roseland Creek Elementary Site which was CDE approved in 2007 which satisfies OPSC's CDE site approval requirement. The plans will be submitted to CDE this week with approval anticipated in February 2019. The plans were submitted to DSA on November 14, 2018. The architect anticipates DSA plan approval in February or March 2019 which would meet the April 15, 2019 deadline. An extension is being requested in the case of an unforeseen DSA plan approval delay.

Sincerely,

Amy Jones-Kerr, Superintendent

MAIL ROOM
2018 NOV 29 PM 1:11
SCHOOL CONSTRUCTION

Roseland Elementary Leadership Academy

950 Sebastopol Road
Santa Rosa CA 95407
Phone: 707-545-0100

Sheppard Accelerated Elementary School

1777 West Avenue
Santa Rosa CA 95407
Phone: 707-546-7050

Roseland Creek Elementary School

1683 Burbank Avenue
Santa Rosa CA 95407
Phone: 707-543-2800

Roseland Accelerated Middle School

1777 West Avenue
Santa Rosa CA 95407
Phone: 707-546-7089

Roseland Collegiate Prep

100 Sebastopol Road
Santa Rosa CA 95407
Phone: 707-528-1764

Roseland University Prep

1931 Biwana Drive
Santa Rosa CA 95407
Phone: 707-566-9990

REPORT OF THE EXECUTIVE OFFICER
State Allocation Board Meeting, January 23, 2019

WAIVER OF THE SUBSTANTIAL ENROLLMENT REQUIREMENT

PURPOSE OF REPORT

To present requests to waive the substantial enrollment requirement and subsequent increase in district building capacity under the School Facility Program (SFP).

DESCRIPTION

The school district listed on the Attachment has been reviewed by the State Allocation Board (Board) Waiver and Review Committee (Committee) and found to meet the requirements of the Board to receive a waiver from the adjustment to the existing school building capacity. The policy basis for each waiver is contained in the "waiver code" on the Attachment. The Committee recommends approval of the waiver request.

AUTHORITY

Education Code Section 17017.7(c)

(c) "Substantial enrollment," for the purposes of this section, means enrollment of at least 30 percent of district pupils in kindergarten and grades 1 to 6, inclusive, or 40 percent of pupils in kindergarten and grades 1 to 12, inclusive, in the high school attendance area for which the school district is applying for new facilities. The calculation set forth in this subdivision, as to a self-certifying district, shall be made by the district, in accordance with any standards governing that calculation that are adopted by the board. The calculation shall be certified by the district to the board and used by the board for the purposes of this section. The self-certifying district shall maintain documentation of the calculation as may be required by the board, and the calculation shall be subject to subsequent audit as the board may direct. If a self-certifying district is found by the board to have materially misrepresented its pupil enrollment pursuant to this subdivision, the board may impose either or both of the penalties set forth in paragraphs (1) and (2) of subdivision (b) of Section 17041.2, in accordance with that section.

SFP Regulation Section 1859.35. Calculation of Existing School Building Capacity.

The district's existing school building capacity shall be determined by totaling the amount calculated in (a) and (b).

(a) With the exception of classrooms for Special Day Class pupils for which the multiplier is indicated on the Form SAB 50-02, multiply the number of available classrooms in the district, the HSAA or the Super HSAA by the following: 25 for each K-6 classroom and 27 for each 7-12 classroom. Available classrooms shall be determined by the reduction of classrooms identified in Section 1859.32 from the gross classroom inventory prepared pursuant to Section 1859.31 and the inclusion of portable classrooms as provided pursuant to Education Code Section 17071.30 (a) or (b).

(b) Multiply the K-6 pupil capacity of the elementary district, the unified district, the HSAA or the Super HSAA in a unified district as determined by the results of the calculations in (a) at the time of the initial determination of eligibility by six percent. **When the elementary or unified district meets the Substantial Enrollment Requirement (SER) or qualifies for a waiver of the SER authorized by Education Code Sections 17017.6 and 17017.7(c), the amount reported in (b) shall be zero.** For High School Districts, the amount reported in (b) shall be zero.

BACKGROUND

The SFP requires that the existing school building capacity of a district be adjusted using the Board's priority one requirements for funding as those requirements existed under the Lease-Purchase Program. The relevant priority one requirement at that time was that a district has thirty-percent of their K-6 enrollment attending schools operating on a year-round calendar or accepts an increase in capacity equal to six percent of the district's K-6 students. Districts that did not meet the Multi-Track Year-Round Education (MTYRE) requirement could request a waiver of the reduction if they could demonstrate that certain financial or educational hardships existed that prevented the district from operating MTYRE programs.

As the district capacity increases, the net eligibility available in the SFP decreases.

STAFF ANALYSIS/STATEMENTS

The Board's Committee is comprised of the Supervising Field Representative of the California Department of Education's School Facilities and Transportation Services division. The Committee has reviewed the districts' requests and recommends the Board approve the requests.

RECOMMENDATION

Approve the request as shown on the Attachment.

Attachment

WAIVER OF THE SUBSTANTIAL ENROLLMENT REQUIREMENT

I. Approved Waiver: Insufficient Number of Pupils to Load Four Classrooms

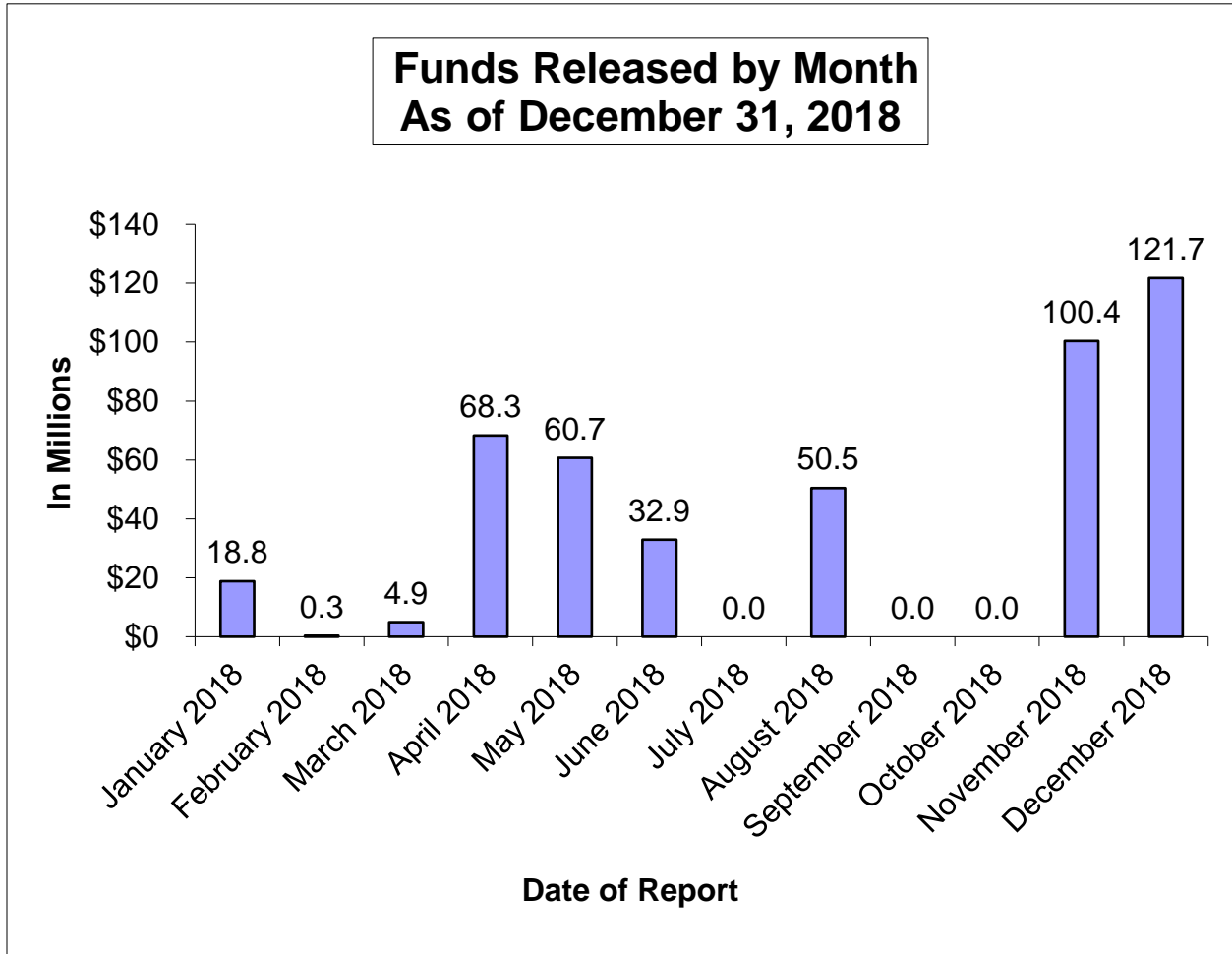
<u>DISTRICT</u>	<u>WAIVER CODE</u>	<u>LETTER DATE</u>
Hamilton Unified	SW	10/24/18

Approval Codes

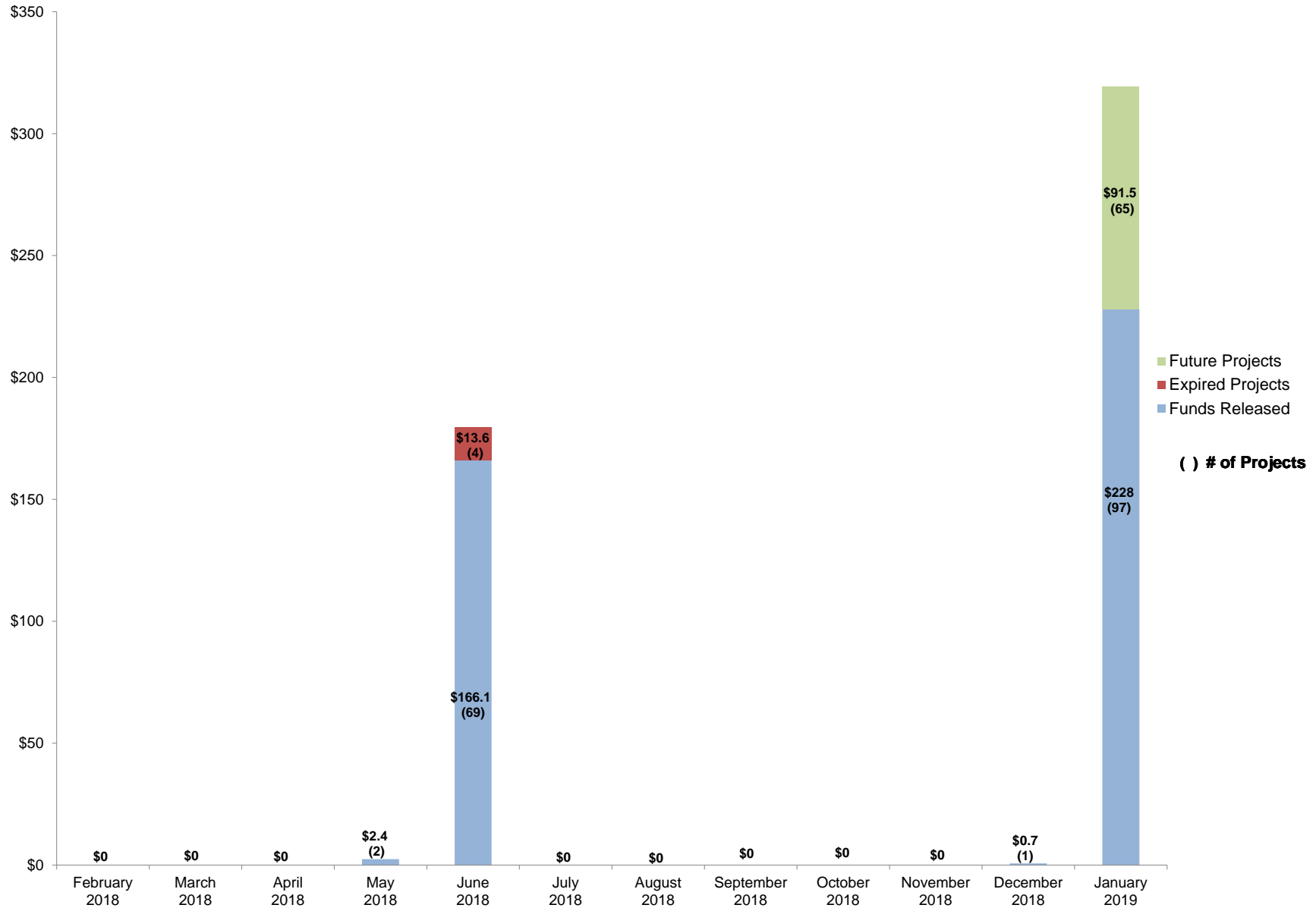
- 1 = Insufficient number of pupils to load four classrooms
- 2 = ADA of 300 or less
- 3 = Meets YRE percentage requirements 17017.7 (c)
- 5 = High School District ADA of 1200 or fewer
- 6 = High School District met SER requirement, 17017.6
- 8 = Feasibility
- 9 = Denied
- 10 = Educational Hardship
- 11 = Financial Hardship

- SW = SER Waiver
- RW = Recertification of Waiver
- S = SER Requirement
- RS = Recertification of SER
- SP = SER Partial
- FS = Feasibility Study

STATUS OF FUND RELEASES



**Status of School Facility Program Apportionments Set to Expire
due to Time Limit on Fund Release, as of December 11,2018 SAB
(in millions of dollars)**



*There are 5 projects (51/62901-00-006, 51/62901-00-010, 51/62901-00-012, 50/62901-00-013, and 51/62901-00-014) for \$23.7 million that were apportioned at the 12/6/2017 SAB; the TLOFR date is 6/6/2019.

*There is 1 project (59/72694-00-001) for \$1.5 million that was apportioned at the 10/24/2018 SAB; The TLOFR date is 02/26/2019

*There is 1 project (51/71662-00-001) for \$12.8 million that was apportioned at the 04/25/2018 SAB ; the TLOFR date is 09/25/2019

*There are 3 projects for \$32.7 million that were apportioned at the 10/24/2018 SAB; the TLOFR date is 5/2/2019

*There is 1 project (51/75028-00-001) for \$10.3 million that was apportioned at the 05/23/2018 SAB; the TLOFR date is 10/23/2019

*There are 41 projects for \$79.3 million that were apportioned at the 10/24/2018 SAB; the TLOFR date is 10/24/2019

*There is 1 project (51/63610-00-002) for \$2.4 million that was apportioned at the 08/15/2018 SAB; The TLOFR date is 02/15/2020

These projects will be added to the TLOFR chart at a later date.

SCHOOL FACILITY PROGRAM

Available Funds (in Millions) As of January 23, 2019

Program	Original Bond Allocation	Remaining Bond Authority as of December 11, 2018	Estimated Approvals for January 23, 2019	Special Items/PIF	Remaining Bond Authority as of January 23, 2019 (excludes Unfunded Approvals)	Accumulated Unfunded Approvals as of December 11, 2018	Estimated Unfunded Approvals for January 23, 2019	Special Items/PIF	Remaining Bond Authority as of January 23, 2019 (includes Unfunded Approvals)
Prop. 51 - \$7 Billion - November 2016									
New Construction	\$3,000.0	\$2,589.9	-\$19.2		\$2,570.7	-\$99.5			\$2,471.2
Modernization	3,000.0	2,627.4			2,627.4	-73.3			2,554.1
Career Technical Education	500.0	390.3			390.3	-15.1			375.2
Charter School	500.0	430.1			430.1	-422.5			7.6
SUBTOTAL	\$7,000.0	\$6,037.7	-\$19.2	\$0.0	\$6,018.5^A	-\$610.4	\$0.0	\$0.0	\$5,408.1

Prop. 1D - \$7.3 Billion - November 2006									
New Construction	\$1,900.0	\$10.9			\$10.9	-\$7.6			\$3.3
Seismic Repair		1.5			1.5	-1.2			0.3
Modernization	3,300.0	11.3			11.3	-4.9			6.4
Career Technical Education	500.0	12.0			12.0				12.0 ^F
High Performance Schools	100.0	0.4			0.4				0.4
Overcrowding Relief	1,000.0	9.0			9.0				9.0
Charter School	500.0	149.2	\$1.8		151.0	-128.5			22.5 ^F
Joint Use	57.5 ^B	0.0			0.0				0.0
SUBTOTAL	\$7,357.5	\$194.3	\$1.8	\$0.0	\$196.1^A	-\$142.2	\$0.0	\$0.0	\$53.9

Prop. 55 - \$10 Billion - March 2004									
New Construction	\$4,965.8 ^C	\$3.3 ^D			\$3.3	-\$2.5	-\$0.1		\$0.7 ^F
Modernization	2,250.0	0.7			0.7				0.7
Critically Overcrowded Schools	2,440.0	0.0			0.0				0.0
Charter School	300.0	23.6	\$0.9		24.5	-20.2			4.3 ^F
Joint Use	66.7 ^E	0.0			0.0				0.0
SUBTOTAL	\$10,022.5	\$27.6	\$0.9	\$0.0	\$28.5^A	-\$22.7	-\$0.1	\$0.0	\$5.7
TOTAL PAGE 1	\$24,380.0	\$6,259.6	-\$16.5	\$0.0	\$6,243.1	-\$775.3	-\$0.1	\$0.0	\$5,467.7

A Balance of bonding authority excludes unfunded approvals.

B The original bond allocation of \$29 million augmented by \$21 million from Prior Bond Funds to Joint Use at the 06/27/07 SAB meeting and \$7.5 million at the 7/23/08 SAB meeting pursuant to Assembly Bill 127, Chapter 35, Statutes of 2006 (Perata/Nunez).

C The original bond allocation of \$4,960,000,000 augmented by \$5,831,911 from Prior Bonds at the 10/6/2010 SAB meeting.

D It includes the transfer of Critically Overcrowded School Facilities Program Funds to New Construction (transfers in Prop. 55 includes: \$268.8 million approved at the 1/25/2006 SAB meeting, \$318.3 million approved at the 9/23/2009 SAB meeting, \$225 million approved at the 8/4/2010 SAB meeting, \$211.7 million approved at the 12/15/2010 SAB meeting, \$145 million at the 4/25/2012 SAB meeting, \$30.4 million after the 3/20/2013 SAB meeting, and \$32,297 after the 3/26/2014 SAB meeting per SFP Regulation Sections 1859.154 (c)).

E Original bond allocation of \$50,000,000 augmented by \$15,547,233 from the State School Building Aid Fund at the 2/28/2007 SAB meeting and by \$1,232,224 from Prior Bonds at the 10/6/2010 SAB meeting.

F Total authority is not available at this time. There are outstanding accounts receivables of \$421,017 for CTE and \$800,000 for Charter in Proposition 1D; \$5,223 for New Construction and \$1,021,319 for Charter in Proposition 55.

SCHOOL FACILITY PROGRAM

Available Funds (in Millions) As of January 23, 2019

Program	Original Bond Allocation	Remaining Bond Authority as of December 11, 2018	Estimated Approvals for January 23, 2019	Special Items/PIF	Miscellaneous Adjustments for January 23, 2019	Remaining Bond Authority as of January 23, 2019 (excludes Unfunded Approvals)	Accumulated Unfunded Approvals as of December 11, 2018	Estimated Unfunded Approvals for January 23, 2019	Special Items/PIF	Remaining Bond Authority as of January 23, 2019 (includes Unfunded Approvals)
Prop. 47 - \$11.4 Billion - November 2002										
New Construction	\$6,250.0	\$2.6 ^B	\$0.1			\$2.7		-\$2.6		\$0.1
Modernization	3,300.0	0.2				0.2				0.2
Critically Overcrowded Schools	1,700.0	0.0				0.0				0.0
Charter School	100.0	4.6				4.6		-4.0		0.6
Joint Use	50.0	0.0				0.0				0.0
SUBTOTAL	\$11,400.0	\$7.4	\$0.1	\$0.0	\$0.0	\$7.5^A	-\$6.6	\$0.0	\$0.0	\$0.9

Prop. 1A - \$6.7 Billion - November 1998										
New Construction	\$2,900.0	\$0.1				\$0.1				\$0.1
Modernization	2,100.0	0.0				0.0				0.0
Hardship	1,000.0	0.4				0.4				0.4
Class Size Reduction	700.0	0.0				0.0				0.0
SUBTOTAL	\$6,700.0	\$0.5	\$0.0	\$0.0	\$0.0	\$0.5^A	\$0.0	\$0.0	\$0.0	\$0.5
TOTAL PAGE 2	\$18,100.0	\$7.9	\$0.1	\$0.0	\$0.0	\$8.0	-\$6.6	\$0.0	\$0.0	\$1.4
TOTAL FROM PAGE 1	\$24,380.0	\$6,259.6	-\$16.5	\$0.0	\$0.0	\$6,243.1	-\$775.3	-\$0.1	\$0.0	\$5,467.7
GRAND TOTAL	\$42,480.0	\$6,267.5	-\$16.4	\$0.0	\$0.0	\$6,251.1	-\$781.9	-\$0.1	\$0.0	\$5,469.1

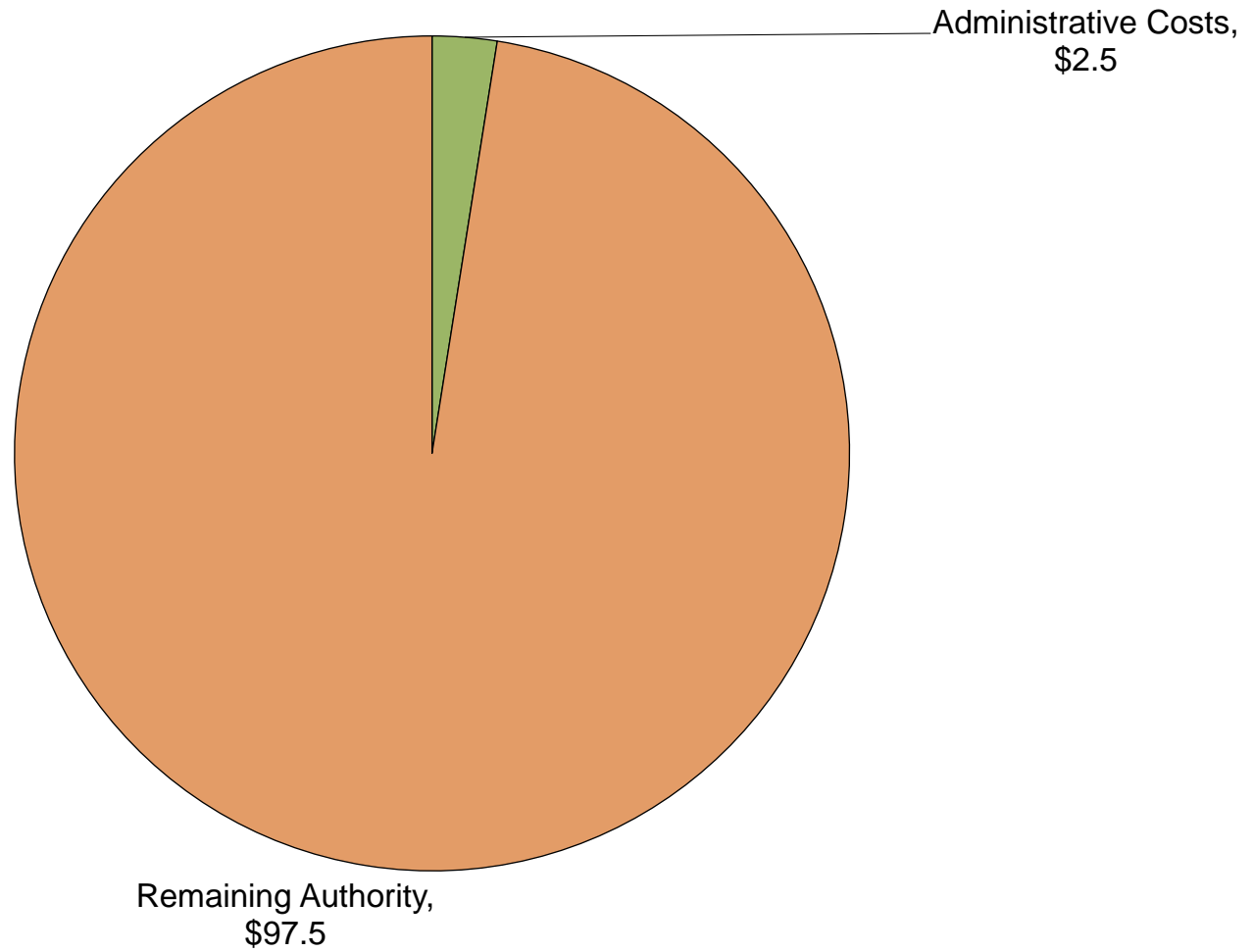
Full-Day Kindergarten Facilities Grant Program (FDKFGP)

Program	Appropriation	Remaining Authority as of December 11, 2018	Estimated Approvals for January 23, 2019	Miscellaneous Adjustments for January 23, 2019	Remaining Authority as of January 23, 2019
Chapter 32, Statutes 2018 (AB 1808)					
Full-Day Kindergarten	\$100.0	\$100.00		-\$2.5 ^B	\$97.5
TOTAL	\$100.0	\$100.0	\$0.0	-\$2.5	\$97.5

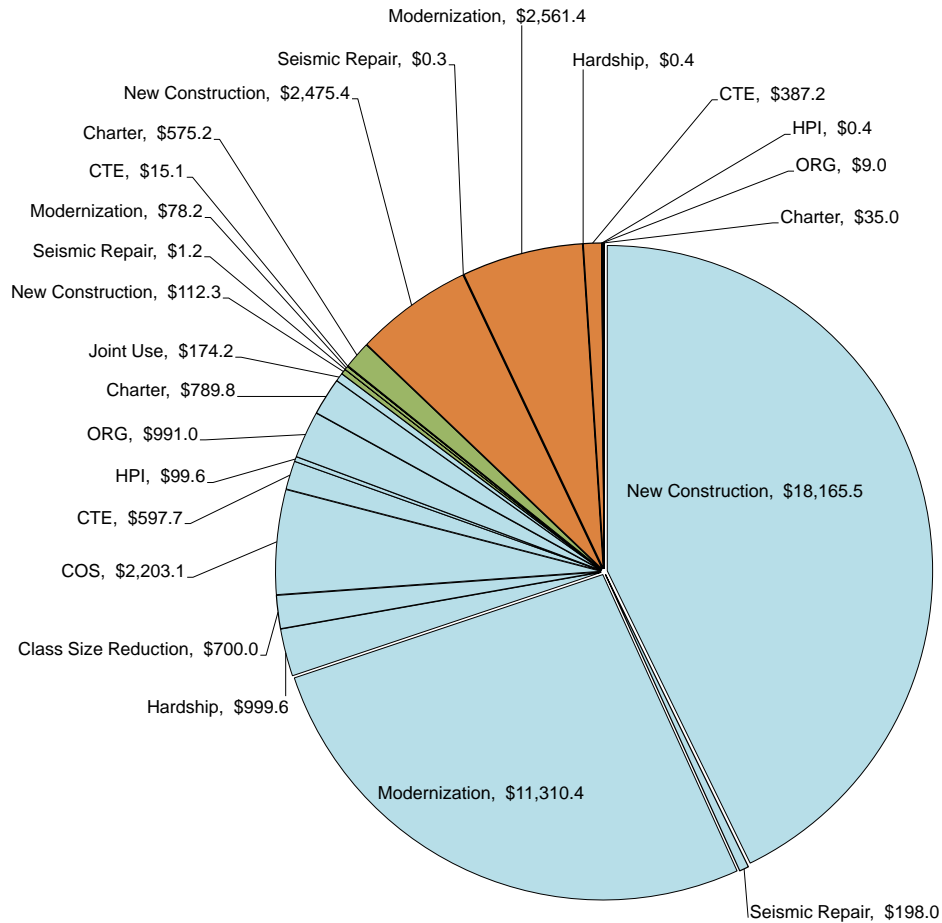
A Balance of bonding authority excludes unfunded approvals.

B Pursuant to Education code 17375(j), DGS may charge up to \$2.5 million for administration expenses to administer the program.

Full-Day Kindergarten Facilities Grant Program (FDKFGP) Authority - \$100 million



Proposition 51, 1D, 55, 47, and 1A Bond Authority - \$42.480 billion (in millions of dollars)



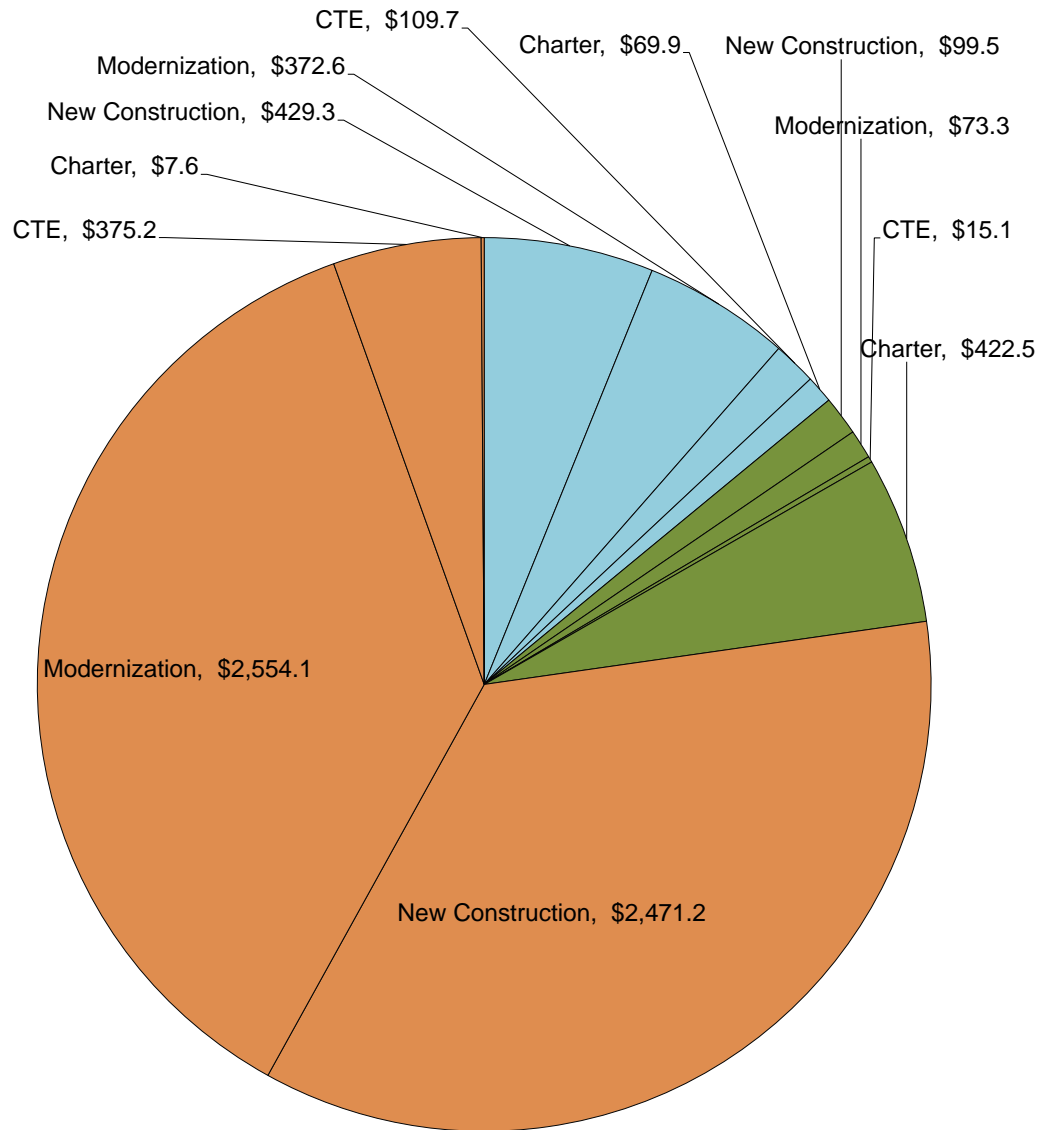
Proposition 51, 1D, 55, 47, and 1A Totals		
New Construction*	\$ 18,165.5	
Seismic Repair	\$ 198.0	
Modernization	\$ 11,310.4	
Hardship	\$ 999.6	
Class Size Reduction	\$ 700.0	
COS	\$ 2,203.1	
CTE	\$ 597.7	
HPI	\$ 99.6	
ORG	\$ 991.0	
Charter	\$ 789.8	
Joint Use	\$ 174.2	
Apportioned	\$ 36,228.9	85.3%
New Construction	\$ 112.3	
Seismic Repair	\$ 1.2	
Modernization	\$ 78.2	
Hardship	\$ -	
Class Size Reduction	\$ -	
COS	\$ -	
CTE	\$ 15.1	
HPI	\$ -	
ORG	\$ -	
Charter	\$ 575.2	
Joint Use	\$ -	
Unfunded Approvals	\$ 782.0	1.8%
New Construction	\$ 2,475.4	
Seismic Repair	\$ 0.3	
Modernization	\$ 2,561.4	
Hardship	\$ 0.4	
Class Size Reduction	\$ -	
COS	\$ -	
CTE	\$ 387.2	
HPI	\$ 0.4	
ORG	\$ 9.0	
Charter	\$ 35.0	
Joint Use	\$ -	
Remaining Bond Authority	\$ 5,469.1	12.9%
Grand Total	\$ 42,480	100.0%

*Includes Energy Efficiency, Small High Schools, Seismic Repair, and the transfer of Critically Overcrowded School Facilities Program Funds to New Construction (\$700 million and \$68.1 million from Prop. 47; \$268.8 million, \$318.3 million, \$225 million, \$211.7 million, \$145 million, and \$30.4 million from Prop. 55). Also, Prop 55 includes \$5.8 million from the Lease Purchase Program on October 6, 2010.

Proposition 51

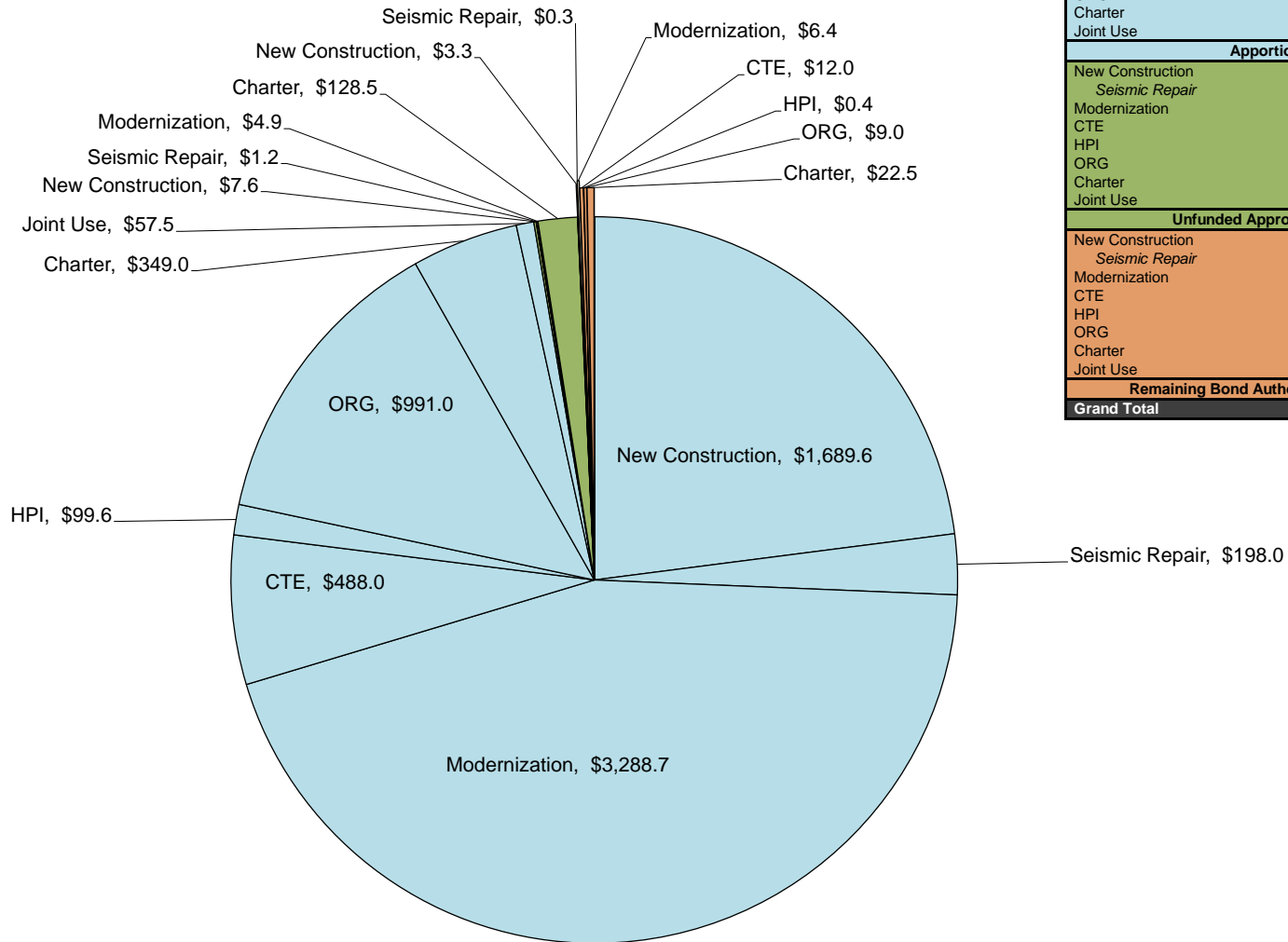
Bond Authority - \$7.000 billion

(in millions of dollars)



Proposition 51 Totals		
New Construction	\$ 429.3	
Modernization	\$ 372.6	
CTE	\$ 109.7	
Charter	\$ 69.9	
Apportioned	\$ 981.5	14.0%
New Construction	\$ 99.5	
Modernization	\$ 73.3	
CTE	\$ 15.1	
Charter	\$ 422.5	
Unfunded Approvals	\$ 610.4	8.7%
New Construction	\$ 2,471.2	
Modernization	\$ 2,554.1	
CTE	\$ 375.2	
Charter	\$ 7.6	
Remaining Bond Authority	\$ 5,408.1	77.3%
Grand Total	\$ 7,000	100.0%

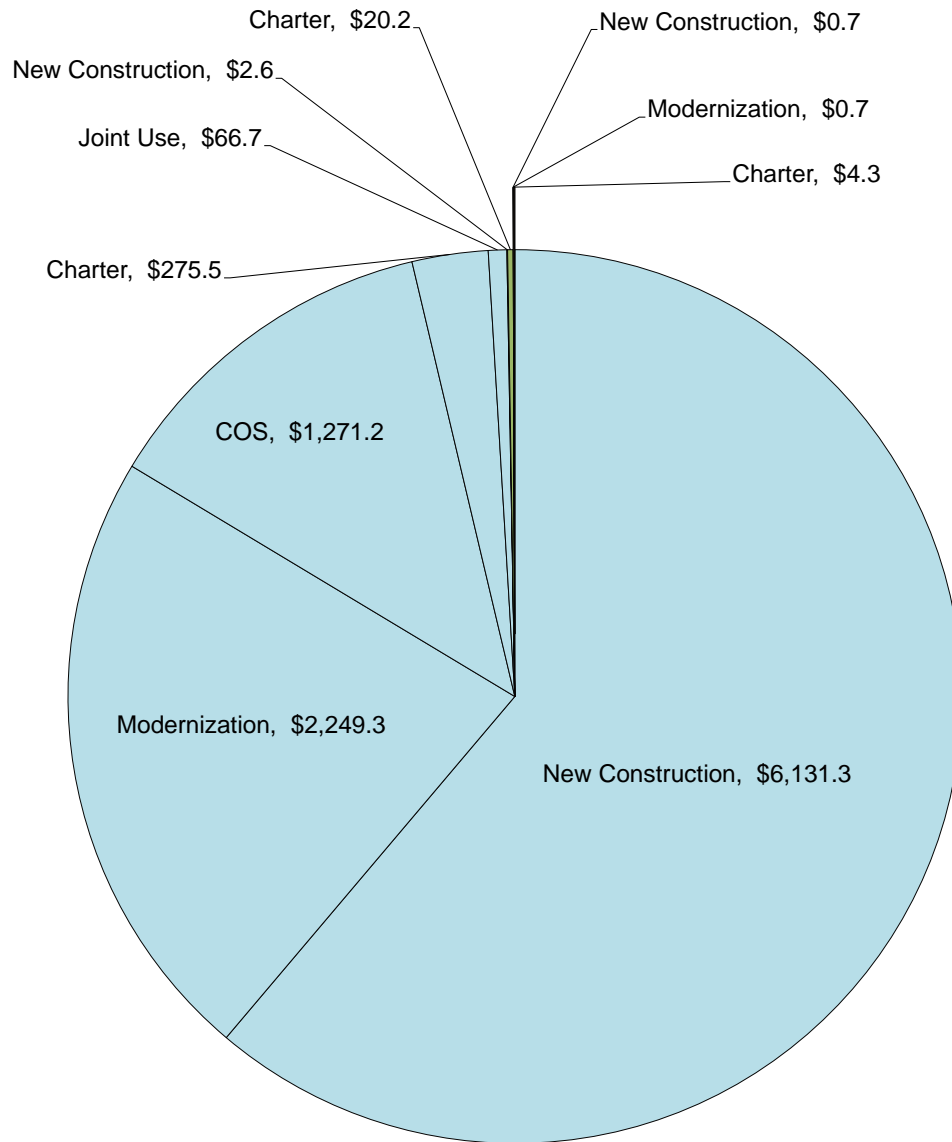
Proposition 1D Bond Authority - \$7.358 billion (in millions of dollars)



Proposition 1D Totals		
New Construction	\$	1,689.6
<i>Seismic Repair</i>	\$	198.0
Modernization	\$	3,288.7
CTE	\$	488.0
HPI	\$	99.6
ORG	\$	991.0
Charter	\$	349.0
Joint Use	\$	57.5
Apportioned	\$	7,161.4
		97.3%
New Construction	\$	7.6
<i>Seismic Repair</i>	\$	1.2
Modernization	\$	4.9
CTE	\$	-
HPI	\$	-
ORG	\$	-
Charter	\$	128.5
Joint Use	\$	-
Unfunded Approvals	\$	142.2
		1.9%
New Construction	\$	3.3
<i>Seismic Repair</i>	\$	0.3
Modernization	\$	6.4
CTE	\$	12.0
HPI	\$	0.4
ORG	\$	9.0
Charter	\$	22.5
Joint Use	\$	-
Remaining Bond Authority	\$	53.9
		0.7%
Grand Total	\$	7,358
		100.0%

Proposition 55 Bond Authority - \$10.023 billion

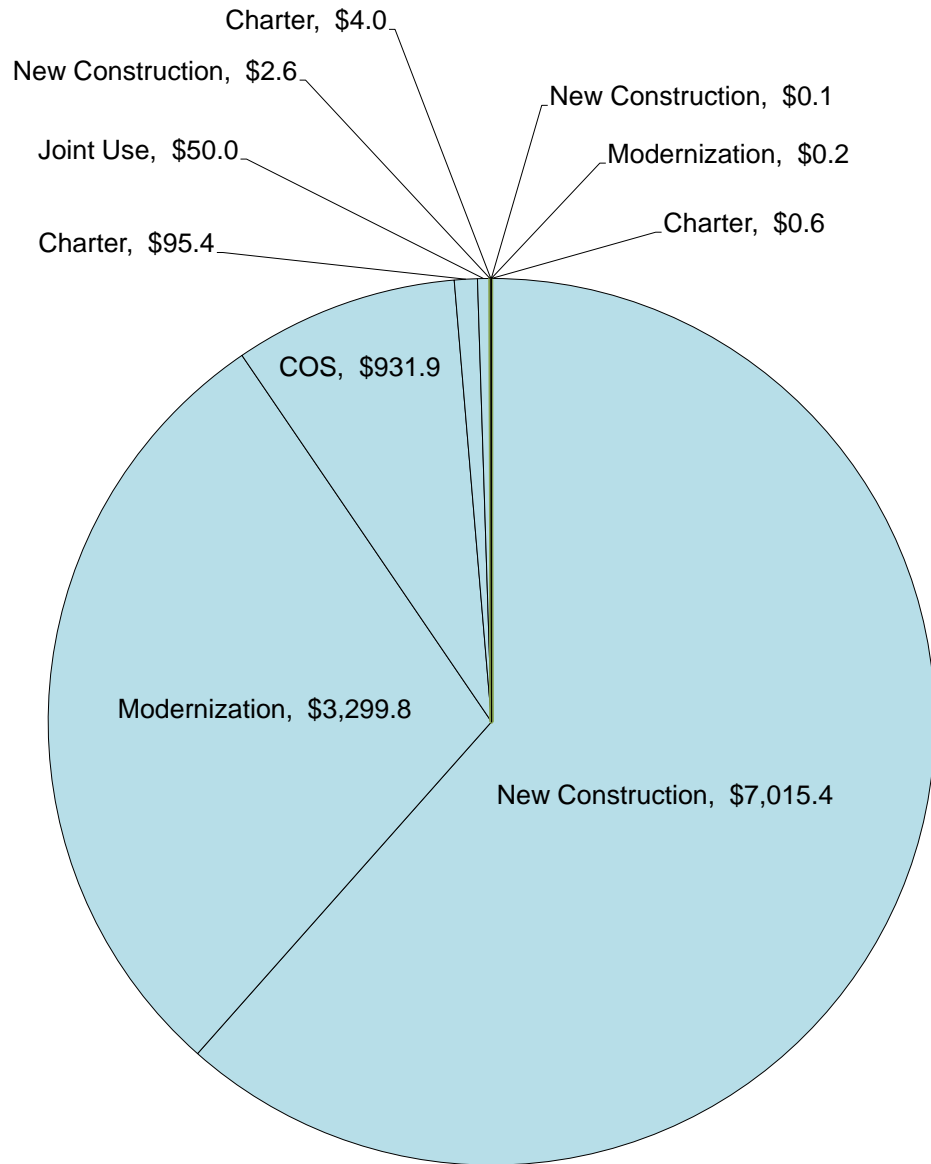
(in millions of dollars)



Proposition 55 Totals		
New Construction	\$ 6,131.3	
Modernization	\$ 2,249.3	
COS	\$ 1,271.2	
Charter	\$ 275.5	
Joint Use	\$ 66.7	
Apportioned	\$ 9,994.0	99.7%
New Construction	\$ 2.6	
Modernization	\$ -	
COS	\$ -	
Charter	\$ 20.2	
Joint Use	\$ -	
Unfunded Approvals	\$ 22.8	0.2%
New Construction	\$ 0.7	
Modernization	\$ 0.7	
COS	\$ -	
Charter	\$ 4.3	
Joint Use	\$ -	
Remaining Bond Authority	\$ 5.7	0.1%
Grand Total	\$ 10,023	100.0%

Proposition 47 Bond Authority - \$11.400 billion

(in millions of dollars)

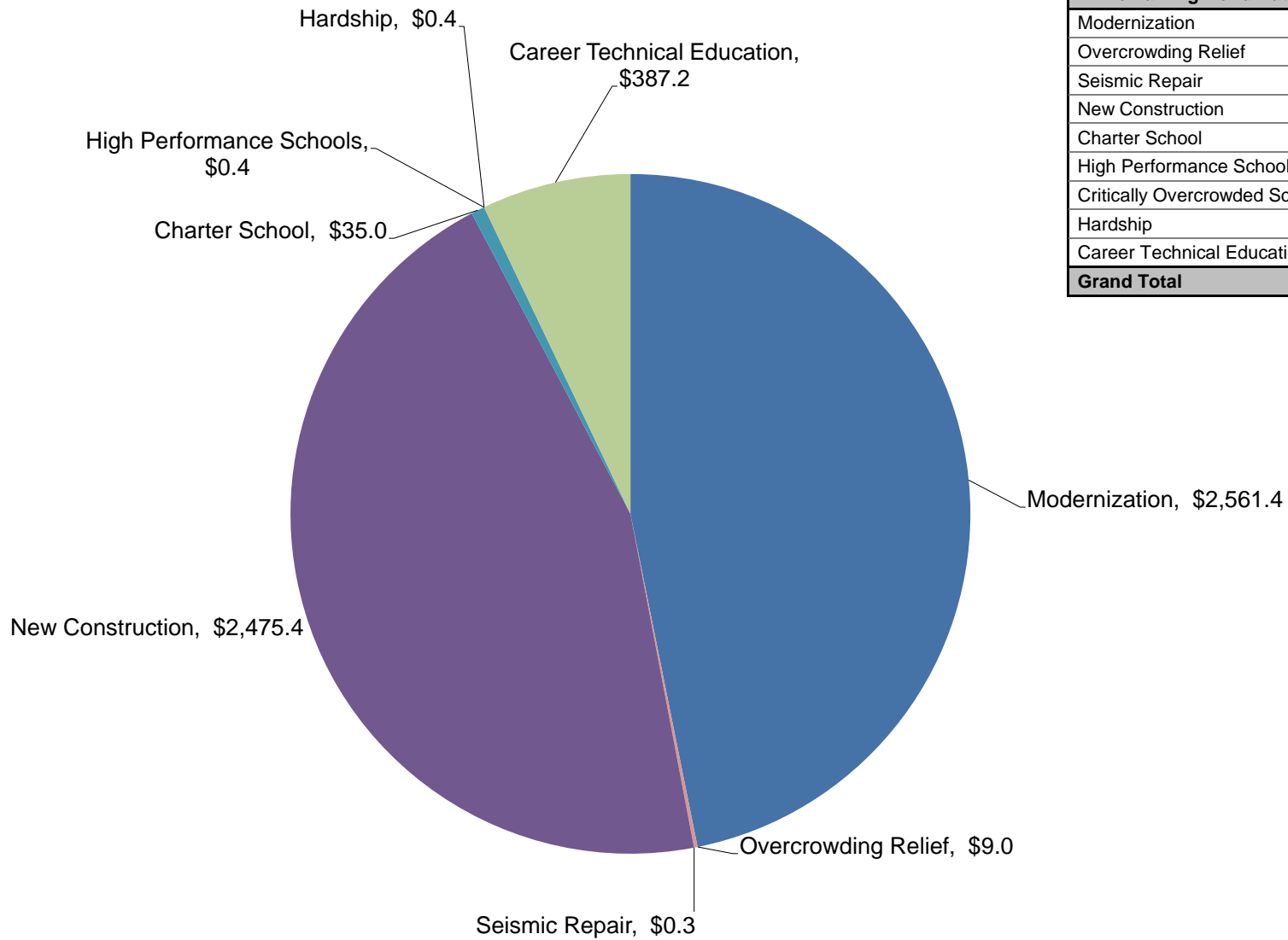


Proposition 47 Totals		
New Construction	\$	7,015.4
Modernization	\$	3,299.8
COS	\$	931.9
Charter	\$	95.4
Joint Use	\$	50.0
Apportioned	\$	11,392.5
		99.9%
New Construction	\$	2.6
Modernization	\$	-
COS	\$	-
Charter	\$	4.0
Joint Use	\$	-
Unfunded Approvals	\$	6.6
		0.1%
New Construction	\$	0.1
Modernization	\$	0.2
COS	\$	-
Charter	\$	0.6
Joint Use	\$	-
Remaining Bond Authority	\$	0.9
		0.0%
Grand Total	\$	11,400
		100.0%

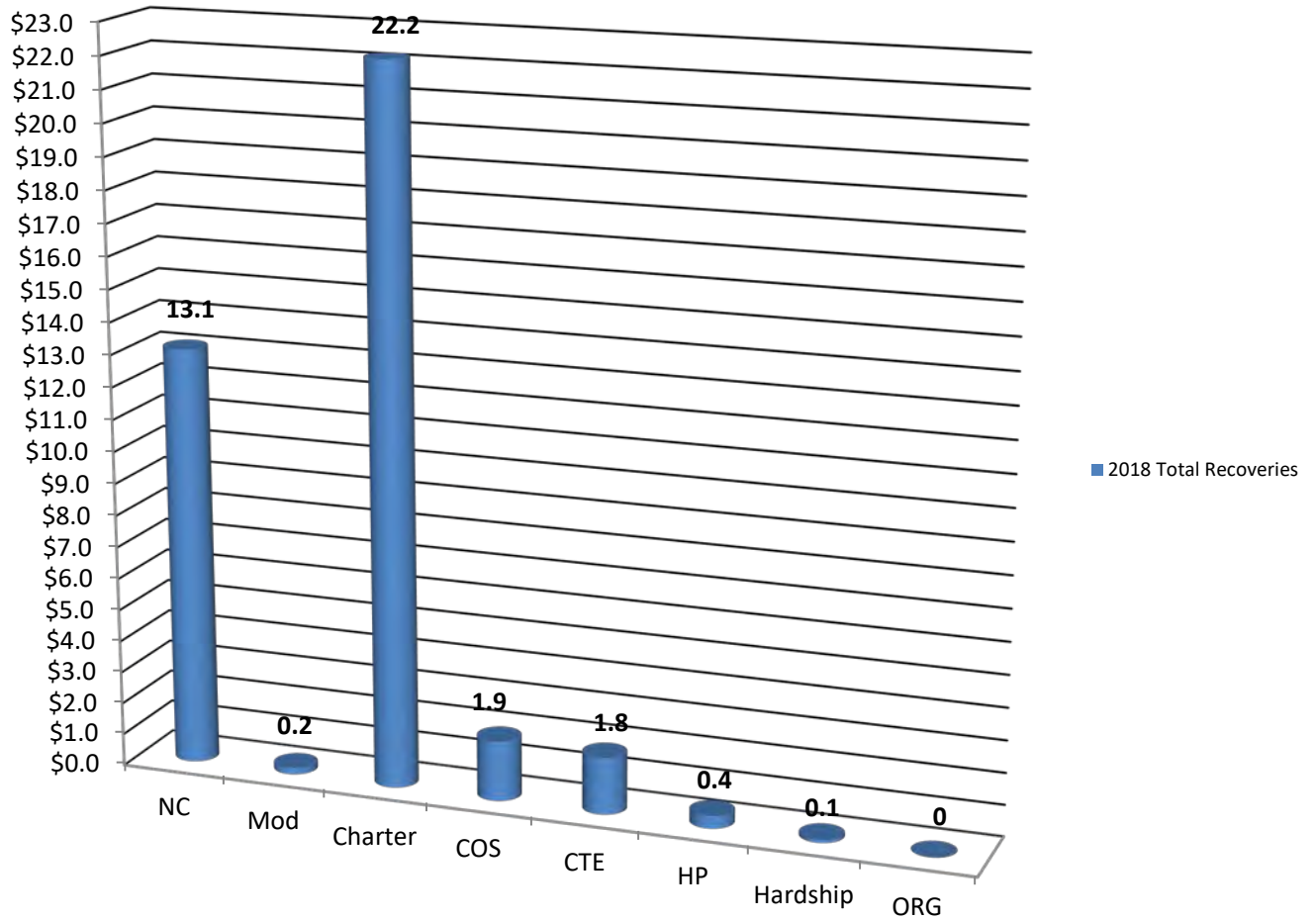
Remaining Bond Authority - \$5,469.1 million

(by program, in millions)
As of January 23, 2019 SAB

Remaining Bond Authority (in millions)	
Modernization	\$ 2,561.4
Overcrowding Relief	\$ 9.0
Seismic Repair	\$ 0.3
New Construction	\$ 2,475.4
Charter School	\$ 35.0
High Performance Schools	\$ 0.4
Critically Overcrowded Schools	\$ -
Hardship	\$ 0.4
Career Technical Education	\$ 387.2
Grand Total	\$ 5,469.1



Fund Recoveries* – 2018
(Totals represented in millions of dollars)

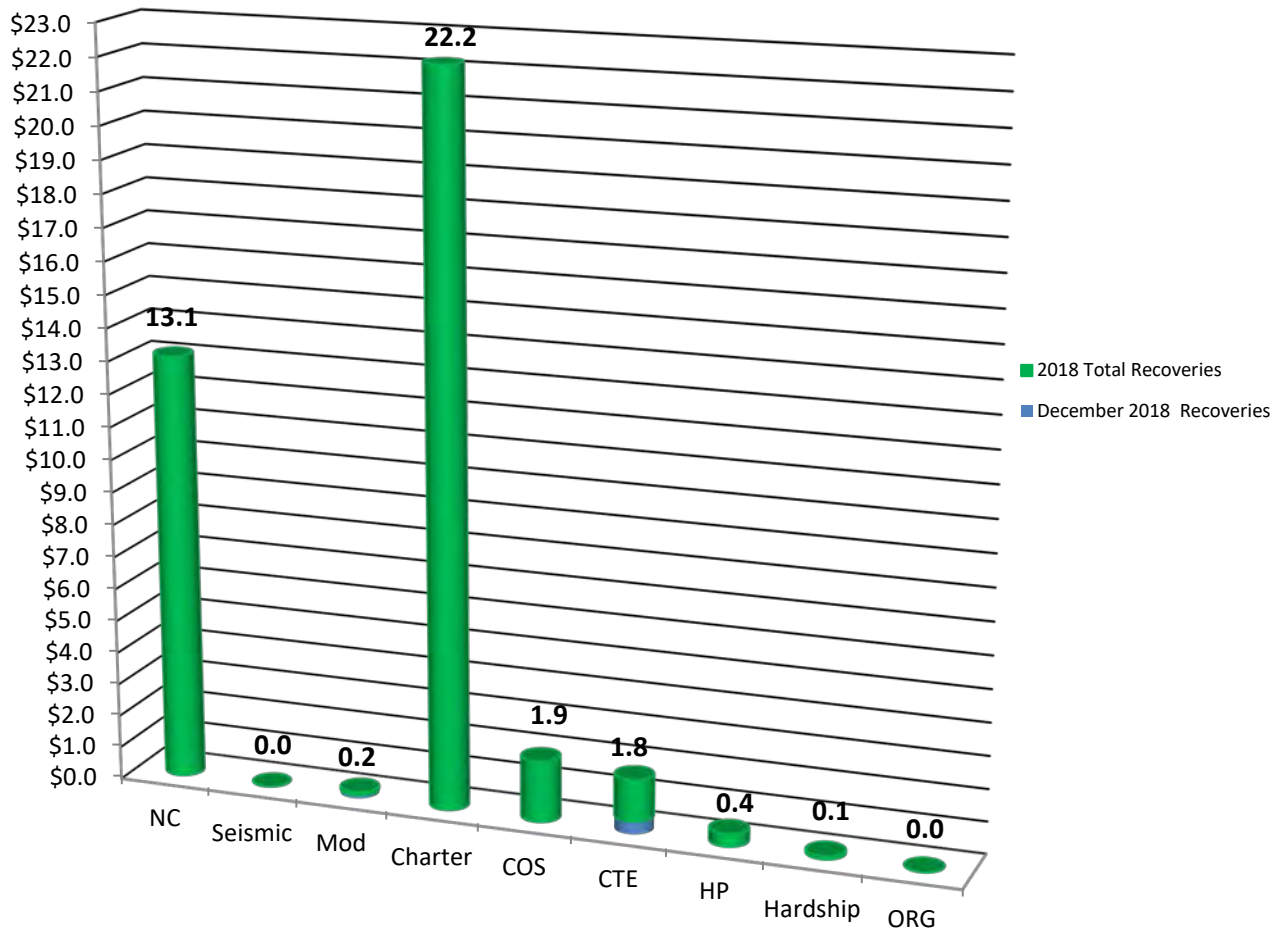


	2018 Totals**
NC	\$13,146,376
Modernization	\$233,753
Charter	\$22,247,096
COS	\$1,926,175
CTE	\$1,826,773
HP	\$358,288
Hardship	\$132,284
ORG	\$0
Total	\$39,870,746

*Includes bond proceeds returned (authority may not be available) to the program through reductions to cost incurred, close-outs, loan repayments, rescissions and special education local plan area transfers.

** 2018 Totals does not reflect any reallocation of authority. For current availability of bond authority, see Status of Funds.

Fund Recoveries* – as of December 31, 2018
(Totals represented in millions of dollars)



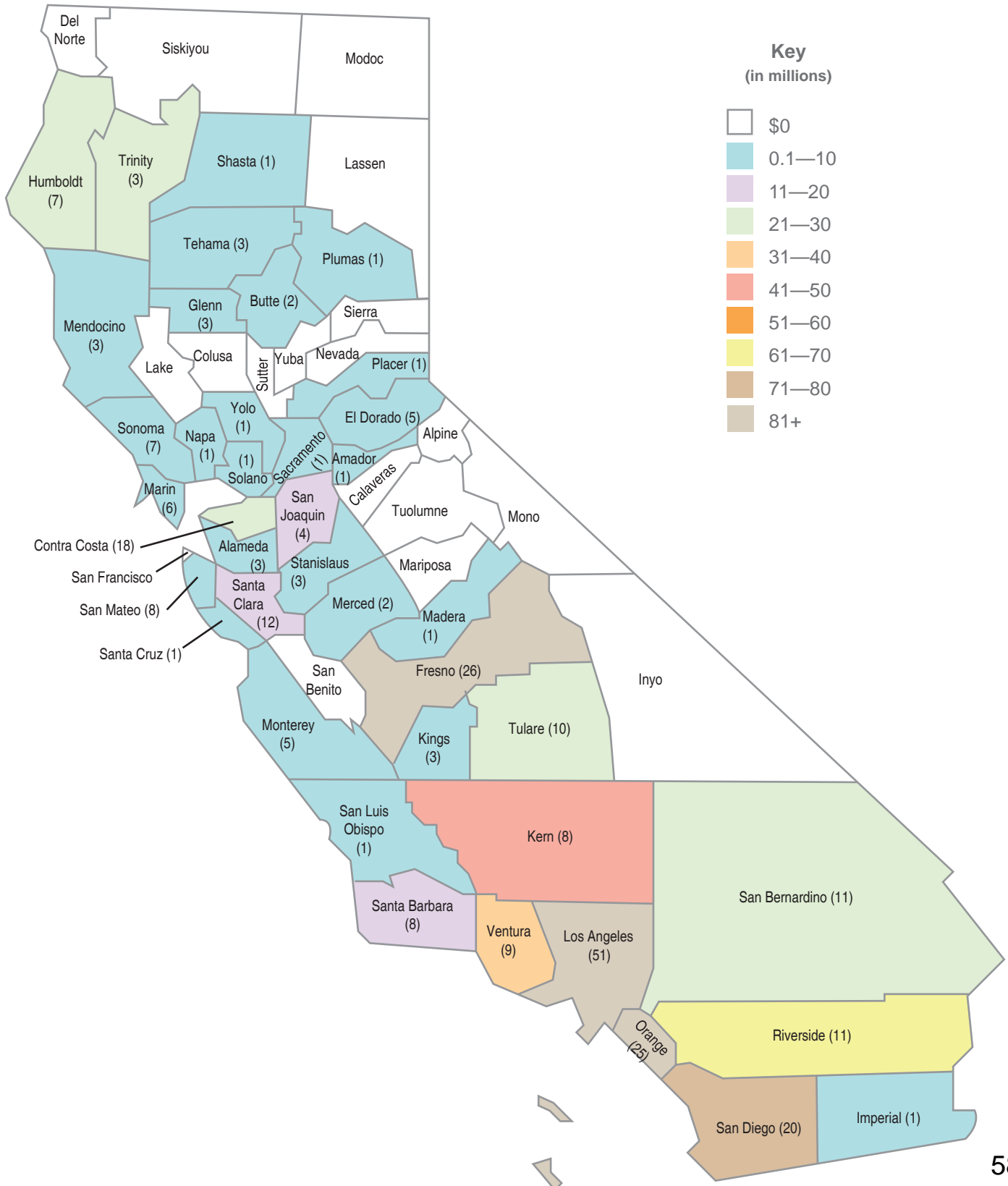
December 2018	1A	47	55	1D	51	December Totals	2018 Totals**
NC	\$0	\$0	\$45,444	\$0	\$0	\$45,444	\$13,146,376
Seismic	\$0	\$0	\$0	\$0	\$0	\$0	\$0
Modernization	\$0	\$0	\$0	\$0	\$0	\$0	\$233,753
Charter	\$0	\$0	\$0	\$0	\$0	\$0	\$22,247,096
COS	\$0	\$0	\$0	\$0	\$0	\$0	\$1,926,175
CTE	\$0	\$0	\$0	\$421,017	\$0	\$421,017	\$1,826,773
HP	\$0	\$0	\$0	\$0	\$0	\$0	\$358,288
Hardship	\$0	\$0	\$0	\$0	\$0	\$0	\$132,284
ORG	\$0	\$0	\$0	\$0	\$0	\$0	\$0
Total						\$466,462	\$39,870,746

*Includes bond proceeds returned (authority may not be available) to the program through reductions to cost incurred, close-outs, loan repayments, rescissions and special education local plan area transfers.

** 2018 Totals does not reflect any reallocation of authority. For current availability of bond authority, see Status of Funds.

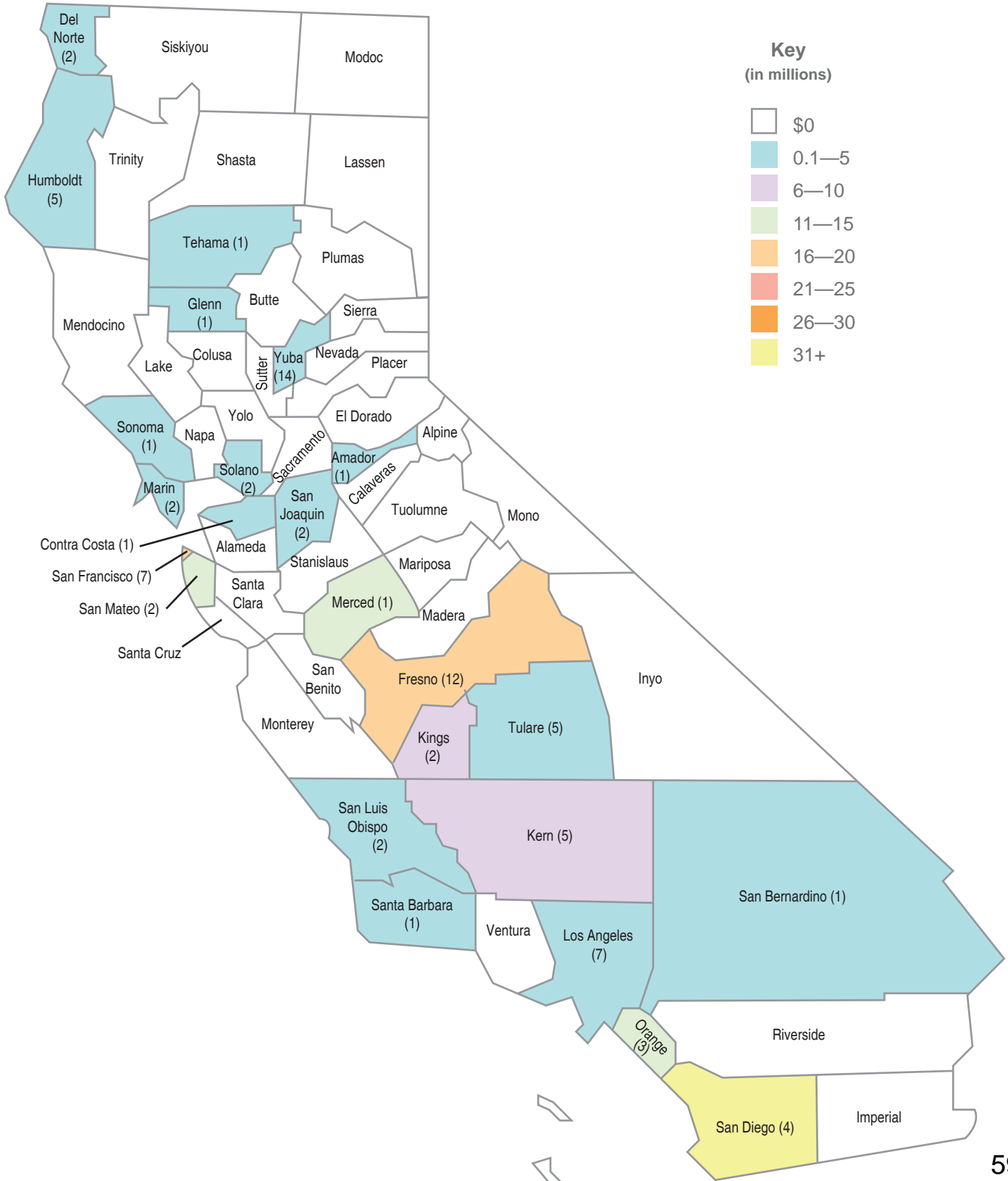
School Facility Program Proposition 51 Apportionments by County

The graphic below displays the amount Apportioned (\$782.3 million) for 288 School Facility Program projects from 134 school districts as of December 31, 2018. The data includes only bond authority provided by Proposition 51 approved by voters in November 2016.



School Facility Program Proposition 51 Unfunded Approvals by County

The graphic below displays the amount of Unfunded Approvals (\$172.8 million) for 84 School Facility Program projects from 45 school districts as of December 31, 2018. The data includes only bond authority provided by Proposition 51 approved by voters in November 2016.



School Facility Program Proposition 51 Current Workload by County

The graphic below displays the Office of Public School Construction's Workload List for New Construction and Modernization (\$4,695.9 million) for 1,421 School Facility Program projects from 353 school districts as of December 31, 2018. The projects are anticipated to be allocated from bond authority provided by Proposition 51 approved by voters in November 2016.



**Proposition 51 Distribution
As of December 31, 2018**

County	Apportioned		Unfunded		Workload List	
	Project Count	Dollar Amount	Project Count	Dollar Amount	Project Count	Dollar Amount
Alameda	3	\$ 3,858,136.00	0	\$ -	30	\$ 191,319,957.60
Alpine	0	\$ -	0	\$ -	0	\$ -
Amador	1	\$ 2,263,714.00	1	\$ 3,628,527.00	0	\$ -
Butte	2	\$ 3,667,607.00	0	\$ -	24	\$ 40,694,155.00
Calaveras	0	\$ -	0	\$ -	0	\$ -
Colusa	0	\$ -	0	\$ -	1	\$ 1,480,857.00
Contra Costa	18	\$ 25,373,099.00	1	\$ 152,545.56	32	\$ 100,636,682.00
Del Norte	0	\$ -	2	\$ 520,227.00	1	\$ 500,295.00
El Dorado	5	\$ 4,657,914.00	0	\$ -	8	\$ 18,285,853.00
Fresno	26	\$ 87,273,232.38	12	\$ 18,276,251.00	83	\$ 236,016,215.00
Glenn	3	\$ 2,923,935.00	1	\$ 4,202,550.00	10	\$ 14,814,533.00
Humboldt	7	\$ 24,926,725.82	5	\$ 5,754,272.00	7	\$ 7,403,792.00
Imperial	1	\$ 51,890.00	0	\$ -	18	\$ 58,013,360.60
Inyo	0	\$ -	0	\$ -	0	\$ -
Kern	8	\$ 46,131,914.09	5	\$ 8,864,836.00	46	\$ 227,145,824.00
Kings	3	\$ 5,131,273.00	2	\$ 7,497,883.00	23	\$ 30,457,014.00
Lake	0	\$ -	0	\$ -	10	\$ 12,212,485.00
Lassen	0	\$ -	0	\$ -	0	\$ -
Los Angeles	51	\$ 128,358,869.17	7	\$ 4,401,270.00	283	\$ 727,012,313.00
Madera	1	\$ 41,985.00	0	\$ -	6	\$ 61,007,944.70
Marin	6	\$ 7,847,413.00	2	\$ 3,096,402.00	11	\$ 18,819,531.00
Mariposa	0	\$ -	0	\$ -	0	\$ -
Mendocino	3	\$ 939,142.00	0	\$ -	4	\$ 5,782,582.20
Merced	2	\$ 5,204,285.00	1	\$ 12,247,514.00	39	\$ 85,964,392.65
Modoc	0	\$ -	0	\$ -	0	\$ -
Mono	0	\$ -	0	\$ -	0	\$ -
Monterey	5	\$ 1,152,753.00	0	\$ -	16	\$ 86,084,206.00
Napa	1	\$ 442,693.00	0	\$ -	1	\$ 725,437.80
Nevada	0	\$ -	0	\$ -	7	\$ 6,996,559.95
Orange	25	\$ 84,436,056.00	3	\$ 12,243,701.00	124	\$ 616,249,119.00
Placer	1	\$ 822,519.00	0	\$ -	28	\$ 132,741,626.00
Plumas	1	\$ 526,164.00	0	\$ -	0	\$ -
Riverside	11	\$ 62,719,247.00	0	\$ -	73	\$ 321,992,693.00
Sacramento	1	\$ 454,883.00	0	\$ -	83	\$ 231,584,628.00
San Benito	0	\$ -	0	\$ -	13	\$ 48,972,828.20
San Bernardino	11	\$ 30,995,344.00	1	\$ 56,486.00	62	\$ 202,826,943.00
San Diego	20	\$ 80,069,979.88	4	\$ 49,223,110.00	60	\$ 249,689,172.00
San Francisco	0	\$ -	7	\$ 19,103,971.00	12	\$ 48,727,307.00
San Joaquin	4	\$ 19,440,719.00	2	\$ 936,889.00	29	\$ 104,928,298.00
San Luis Obispo	1	\$ 3,219,642.00	2	\$ 1,476,579.00	13	\$ 35,079,311.00
San Mateo	8	\$ 9,273,664.00	2	\$ 11,721,012.00	24	\$ 77,927,471.00
Santa Barbara	8	\$ 14,419,338.00	1	\$ 432,147.00	26	\$ 97,165,013.00
Santa Clara	12	\$ 17,984,263.00	0	\$ -	26	\$ 53,470,343.00
Santa Cruz	1	\$ 308,740.00	0	\$ -	11	\$ 14,726,085.45
Shasta	1	\$ 451,339.00	0	\$ -	4	\$ 4,965,296.20
Sierra	0	\$ -	0	\$ -	0	\$ -
Siskiyou	0	\$ -	0	\$ -	7	\$ 7,058,593.00
Solano	1	\$ 157,007.00	2	\$ 789,364.00	19	\$ 32,546,754.00
Sonoma	7	\$ 8,394,668.00	1	\$ 198,831.00	11	\$ 19,410,269.80
Stanislaus	3	\$ 6,107,998.00	0	\$ -	14	\$ 21,821,687.00
Sutter	0	\$ -	0	\$ -	4	\$ 22,064,419.80
Tehama	3	\$ 6,537,378.00	1	\$ 276,430.29	7	\$ 2,572,663.55
Trinity	3	\$ 27,463,393.00	0	\$ -	3	\$ 13,759,096.00
Tulare	10	\$ 23,883,337.00	5	\$ 5,921,155.00	70	\$ 271,643,968.00
Tuolumne	0	\$ -	0	\$ -	2	\$ 3,427,966.20
Ventura	9	\$ 33,333,635.00	0	\$ -	30	\$ 123,189,695.00
Yolo	1	\$ 1,053,910.00	0	\$ -	3	\$ 3,349,588.80
Yuba	0	\$ -	14	\$ 1,789,976.00	3	\$ 2,605,463.00

Total	288	\$ 782,299,804.34	84	\$ 172,811,928.85	1,421	\$ 4,695,870,288.50
--------------	------------	--------------------------	-----------	--------------------------	--------------	----------------------------

School Facility Program Bond Authority from Proposition 51

(in millions of dollars, as of December 31, 2018)

New Construction

Legend

Small School Districts – ADA < 2,500 pupils

Medium School Districts – ADA > 2,500 pupils < 10,000 pupils

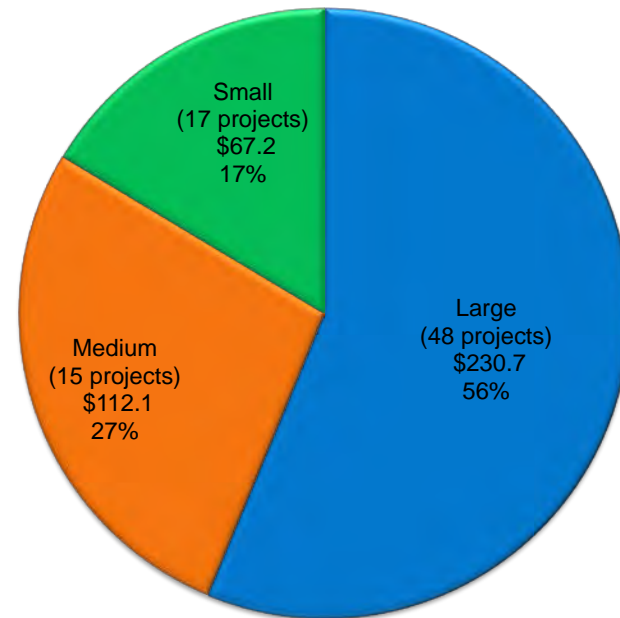
Large School Districts – ADA > 10,000 pupils

District Size (based on 2017/18 Enrollment)

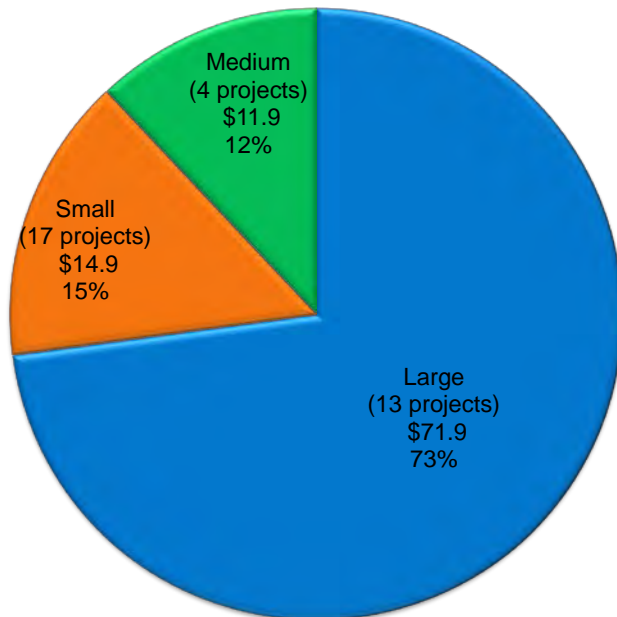
(# of projects)

(in millions)

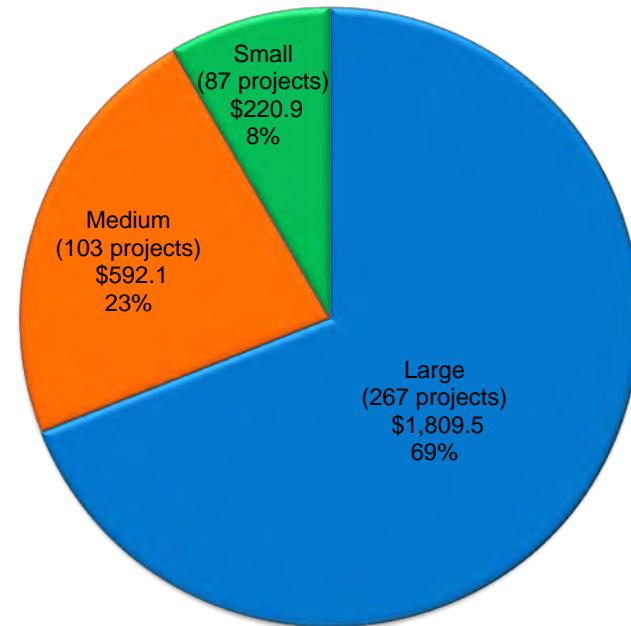
APPORTIONED



UNFUNDED



CURRENT WORKLOAD



School Facility Program Bond Authority from Proposition 51

(in millions of dollars, as of December 31, 2018)

Modernization

Legend

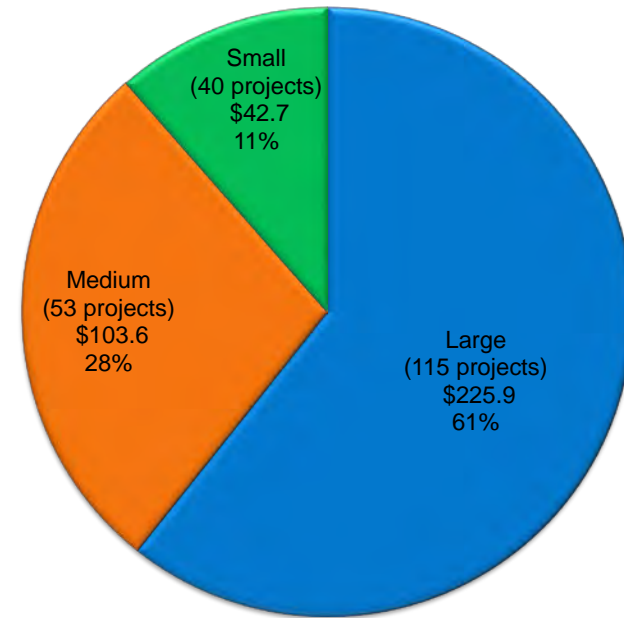
Small School Districts – ADA < 2,500 pupils

Medium School Districts – ADA > 2,500 pupils < 10,000 pupils

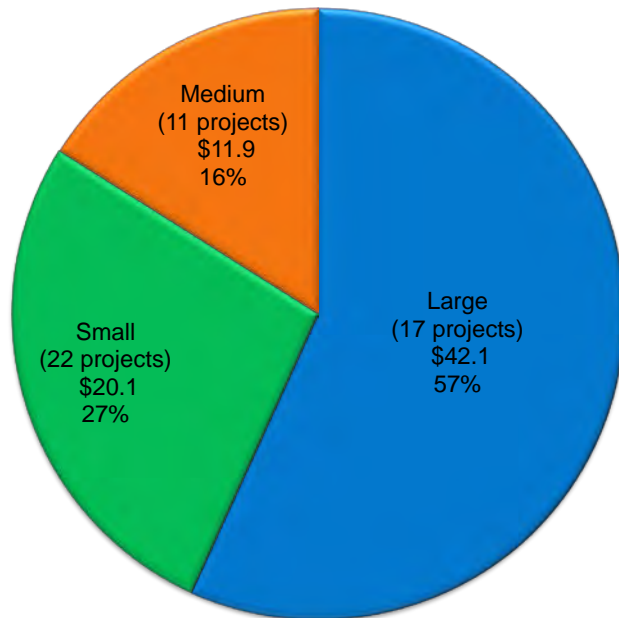
Large School Districts – ADA > 10,000 pupils

District Size (based on 2017/18 Enrollment)
 (# of projects)
 (in millions)

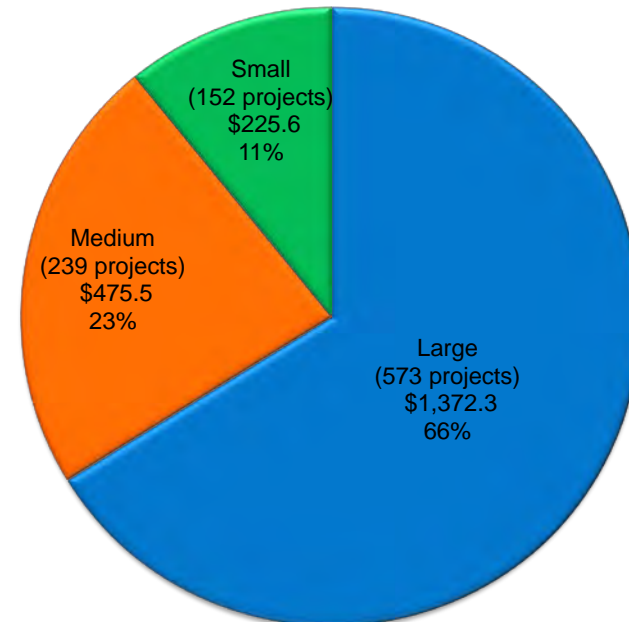
APPORTIONED



UNFUNDED



CURRENT WORKLOAD



Unique School Districts Receiving Proposition 51 Funds (As of December 31, 2018)

New Construction

2017/18 Enrollment	School Districts Statewide		
	#	%	Enrollment
Small – ADA < 2,500 pupils	583	57%	417,039
Medium – ADA > 2,500 pupils < 10,000 pupils	269	26%	1,378,383
Large – ADA > 10,000 pupils	174	17%	4,448,656
	1,024	100%	6,244,078

Apportioned					
#	Enrollment	\$ Amount	By Size*	Size vs. All**	Students***
11	8,694	\$ 67,243,147	20.8%	1.1%	0.1%
14	71,164	\$ 112,141,019	26.4%	1.4%	1.1%
28	1,346,573	\$ 230,733,027	52.8%	2.7%	21.6%
53	1,426,431	\$ 410,117,192	100.0%	5.2%	22.8%

Unfunded					
#	Enrollment	\$ Amount	By Size*	Size vs. All**	Students***
9	7,739	\$ 14,902,175	47.4%	0.9%	0.1%
2	14,656	\$ 11,852,437	10.5%	0.2%	0.2%
8	847,626	\$ 71,903,258	42.1%	0.8%	13.6%
19	870,021	\$ 98,657,870	100.0%	1.9%	13.9%

Workload					
#	Enrollment	\$ Amount	By Size*	Size vs. All**	Students***
62	58,285	\$ 220,850,709	31.8%	6.1%	0.9%
61	313,637	\$ 592,086,012	31.3%	6.0%	5.0%
72	2,296,587	\$ 1,809,478,780	36.9%	7.0%	36.8%
195	2,668,509	\$ 2,622,415,501	100.0%	19.0%	42.7%

Modernization

2017/18 Enrollment	School Districts Statewide		
	#	%	Enrollment
Small – ADA < 2,500 pupils	583	57%	417,039
Medium – ADA > 2,500 pupils < 10,000 pupils	269	26%	1,378,383
Large – ADA > 10,000 pupils	174	17%	4,448,656
	1,024	100%	6,244,078

Apportioned					
#	Enrollment	\$ Amount	By Size*	Size vs. All**	Students***
32	25,523	\$ 42,683,897	30.5%	3.1%	0.4%
29	154,120	\$ 103,604,119	27.6%	2.8%	2.5%
44	1,819,869	\$ 225,894,596	41.9%	4.3%	29.1%
105	1,999,512	\$ 372,182,612	100.0%	10.3%	32.0%

Unfunded					
#	Enrollment	\$ Amount	By Size*	Size vs. All**	Students***
14	15,544	\$ 20,134,110	46.7%	1.4%	0.2%
8	43,837	\$ 11,903,094	26.7%	0.8%	0.7%
8	819,651	\$ 42,116,855	26.7%	0.8%	13.1%
30	879,032	\$ 74,154,059	100.0%	2.9%	14.1%

Workload					
#	Enrollment	\$ Amount	By Size*	Size vs. All**	Students***
95	89,899	\$ 225,636,505	34.4%	9.3%	1.4%
92	482,283	\$ 475,536,763	33.3%	9.0%	7.7%
89	2,894,465	\$ 1,372,281,520	32.2%	8.7%	46.4%
276	3,466,647	\$ 2,073,454,787	100.0%	27.0%	55.5%

*Percentage of funding to small, medium or large school districts

** Percentage of funding to small, medium, and large school district vs. all school districts

***Percentage of students statewide

REPORT OF THE EXECUTIVE OFFICER
State Allocation Board Meeting, January 23, 2019

SCHOOL DISTRICT DATA			
School District:	PARADISE UNIFIED	County:.....	BUTTE
Application Numbers:.....	57/61531-00-003	School Name:.....	PARADISE HIGH
Total District Enrollment:.....	4,211	Grade Levels:.....	9-12
Financial Hardship:.....			TBD
Last Approved Local Bond Measure:.....			11/06/2018

PURPOSE OF REPORT

To present the District's request for expedited processing of a modernization project and an Apportionment outside the priority funding process with an increased pupil grant request.

DESCRIPTION

In January 2018, the District submitted an application for modernization funding for the Paradise High site requesting approximately \$5.4 million in state funding. Given the extraordinary circumstances that have resulted from the Camp Fire in November 2018, the District is requesting the State Allocation Board's (Board) approval of an expedited Apportionment for this project ahead of projects with an earlier received date.

AUTHORITY

SFP Regulation Section 1859.90 states in part:

[...], the OPSC will release State funds that the Board has apportioned to the district after submittal, by the district, of the Form SAB 50-05 and a Grant Agreement, pursuant to Section 1859.90.4, subject to the availability of financing provided by the Pooled Money Investment Board for bond-funded projects. [...], a district must submit the Form SAB 50-05 and Grant Agreement, within 18 months of the Apportionment of the SFP grant for the project or the entire New Construction Adjusted Grant, Modernization Adjusted Grant or Type I or II, part of a qualifying SFP Modernization project, Joint-Use Project apportionment shall be rescinded without further Board action, and the pupils housed in the project, if applicable, will be added back to the district's baseline eligibility.

BACKGROUND

On January 12, 2018, the District submitted a funding application for a modernization project to replace existing portable classroom square footage with a new 14,970 square foot gymnasium. This project was added to the Office of Public School Construction (OPSC) workload list to be processed in order of receipt date.

However, in November 2018, the District experienced devastating losses to its community and multiple school sites as a result of the Camp Fire in Butte County. To assist the District in accessing much needed funding, the Board approved a separate health and safety project for an expedited Apportionment at its December 11, 2018 meeting. Without the approval of an expedited Apportionment, the project would have been approved for placement on the Unfunded List (Lack of AB55 Loans) and would have been provided an Apportionment later this year instead.

BACKGROUND (cont.)

In order to further assist with the rebuilding process, the District submitted a *School District Appeal Request* (Form SAB 189) to request immediate processing and an expedited Apportionment outside of the priority funding process for its application for modernization funding at Paradise High, along with a request to increase the number of pupil grants associated with the application.

STAFF ANALYSIS/STATEMENTS**District's Position**

In its *School District Appeal Request* (Form SAB 189) the District states in part:

As the District works through the long process of building back everything that was so suddenly lost, it is appealing to the State Allocation Board (SAB) for assistance with its existing modernization project application at Paradise High School.

...

Construction costs are expected to increase significantly as the rebuilding of the Paradise community, and surrounding areas affected by the Camp Fire, commences due to the increased demand for architects, contractors, and materials. Moving the District's application to the front of the workload list and processing it for immediate apportionment would allow PUSD to begin construction sooner, thereby mitigating the total project cost to both the District and the State. Additionally, while there is much work to be done, the construction of the new gymnasium would greatly assist the District with bringing its student community back together.

As such, the District respectfully requests this application be moved to the front of the workload list and processed for immediate apportionment. In addition, the District requests to increase the number of pupil grants associated with this application.

The apportionment of State funds for the much needed gymnasium would demonstrate to the Paradise community that the State and District are taking swift action to care for the students in this devastated area.

The full text of the District's position can be found as Attachment B.

Staff's Position

The District is requesting immediate processing and an expedited Apportionment outside of the priority funding process for an application for modernization funding, as well as the ability to revise the application to increase the pupil grant request.

1. Expedited Apportionment

At the time the District originally submitted its application in January 2018, there were 470 modernization funding applications representing \$1.007 billion that were in line to be processed ahead of the District's Paradise High application.

Should the Board approve the District's request, it would be processed and funded ahead of projects that were submitted prior to OPSC receiving the District's application. However, because sufficient modernization bond authority exists at this time, no school district with an application for modernization funding currently on OPSC's Workload List would lose the opportunity for bond authority as a result of expediting the approval of this application.

STAFF ANALYSIS/STATEMENTS (cont.)

An Apportionment outside the Priority Funding process would result in the District having immediate access to cash upon submittal of a *Fund Release Authorization* (Form SAB 50-05). This would allow the District 18 months to submit a Form SAB 50-05 versus the 90-day requirement under priority funding, adding flexibility to a construction schedule that will be dependent on a number of unknown factors due to the fire.

Without expediting the processing and funding of the District's Application, the District would not receive the funding needed to assist with construction of the new gymnasium until all projects that were submitted ahead of the District's project have been processed. Therefore, it could potentially be a number of years until the Paradise High project is funded.

Staff shares the District's concern that construction costs in Paradise may increase due to the unprecedented rebuilding efforts and agrees that beginning this project sooner will assist the District in being able to complete it within the funding allowances.

2. Increased Pupil Grant Request

On January 10, 2019, with this appeal, the District submitted an updated application that includes a request to increase the number of pupil grants. The only reason the District is requesting to increase the pupil grants as compared to its original request, is because of the anticipated cost increases that will result from the Camp Fire rebuilding efforts. The scope of the project remains unchanged.

Typically, Staff would have concern with increasing a pupil grant request on an application while maintaining its original date in line, as it may result in a funding advantage. However, if the appeal is granted to expedite the processing of this project, the original date in line becomes irrelevant. Thus any potential concern of a funding advantage associated with an increased pupil grant request for this project is resolved.

Conclusion

Staff supports the District's requests, but is unable to administratively approve them. Due to the unique circumstances the District is experiencing and the extent of damage caused by the Camp Fire, Staff supports the District's request. An accelerated processing and funding timeline would provide the District with much needed cash to start the process of rebuilding its facilities in support of the community in Butte County.

Staff is currently processing the funding application for this project and anticipates it being ready for approval at the next available Board meeting. If the Board approves the appeal requests, Staff will return to the next available Board meeting with the Apportionment item included as part of the consent calendar.

BOARD OPTION

Pursuant to the Rules and Procedures of the State Allocation Board, "Staff is providing the following options for the Board's consideration. A positive vote by six members is required for the Board to take action that is an alternative to Staff's administrative action. Absent a positive vote by six members of the Board, Staff's administrative action will stand and the school district's appeal will be considered closed."

Grant the District's appeal.

BOARD ACTION

In considering this Item, the Board approved the District's request for expedited processing of a modernization project and an Apportionment outside the priority funding process with an increased pupil grant request.

ATTACHMENT B

STATE OF CALIFORNIA
SCHOOL DISTRICT APPEAL REQUEST

STATE ALLOCATION BOARD
OFFICE OF PUBLIC SCHOOL CONSTRUCTION

SAB 189 (REV 10/09)

Page 2 of 2

SCHOOL DISTRICT Paradise Unified School District	APPLICATION NUMBER 57/61531-00-003
SCHOOL NAME Paradise High School	COUNTY Butte
DISTRICT REPRESENTATIVE David McCreedy	E-MAIL ADDRESS dmccreedy@pusdk12.org

Purpose of Request:

The Paradise Unified School District is respectfully requesting the State Allocation Board to immediately approve the District's application for funding, and to increase the pupil grant amounts requested, due to the Camp Fire.


Basis of Request:

- Law (Statute) _____
- Regulation _____
- Other (specify) _____

Description:

See attached.

RECEIVED
 OFFICE OF PUBLIC SCHOOL CONSTRUCTION
 2019 JAN 10 PM 3:15
 MAIL ROOM

SIGNATURE OF AUTHORIZED DISTRICT REPRESENTATIVE:  DATE: 1/2/19

**PARADISE UNIFIED SCHOOL DISTRICT
ATTACHMENT TO APPEAL REQUEST
FORM SAB 189**

On November 8, 2018, the most destructive wildfire (“**Camp Fire**”) in State history swept through the Town of Paradise in Butte County. A large portion of Paradise was destroyed that day, including four entire school sites and portions of three other school sites administered by the **Paradise Unified School District (PUSD, “the District”)**. **Only one PUSD school was completely unaffected** by the devastation. With thousands of homes destroyed and even more people displaced, the community of Paradise is fighting for its future.

As the District works through the long process of building back everything that was so suddenly lost, it is appealing to the State Allocation Board (SAB) for assistance with its existing modernization project application at Paradise High School. This application is currently on the workload list of the Office of Public School Construction (OPSC), with Application Number 57/61531-00-003. The project consists of the like-for-like replacement of 13 portable classroom buildings with a new 14,970 square foot gymnasium.

Construction costs are expected to increase significantly as the rebuilding of the Paradise community, and surrounding areas affected by the Camp Fire, commences due to the increased **demand for architects, contractors, and materials**. **Moving the District’s application to the front of** the workload list and processing it for immediate apportionment would allow PUSD to begin construction sooner, thereby mitigating the total project cost to both the District and the State. Additionally, while there is much work to be done, the construction of the new gymnasium would greatly assist the District with bringing its student community back together.

As such, the District respectfully requests this application be moved to the front of the workload list and processed for immediate apportionment. In addition, the District requests to increase the number of pupil grants associated with this application.

The apportionment of State funds for the much needed gymnasium would demonstrate to the Paradise community that the State and District are taking swift action to care for the students in this devastated area.

BACKGROUND

On January 12, 2018, the District filed a request for \$4,482,717 in modernization funds based on its eligibility at Paradise High School. The request reflected 585 pupil grants in the 9-12 category, 37 pupil grants for non-severe special education students, and 24 pupil grants for severe special education students.

The District’s appeal includes a revised cost estimate and a revised application for funding requesting \$5,243,174 in modernization funds, reflecting 735 pupil grants in the 9-12 category, 32 pupil grants for non-severe special education students, and 24 pupil grants for severe special education students.

CONCLUSION

For reasons described herein, the Paradise Unified School District respectfully requests the SAB approve the requested increase of pupil grants and provide immediate processing and apportionment for the Paradise High School modernization project, OPSC Application Number 57/61531-00-003.

These Pages Left Intentionally Blank

Pages 71-72

REPORT OF THE EXECUTIVE OFFICER
State Allocation Board Meeting, January 23, 2019

PURPOSE OF REPORT

To request that the State Allocation Board (Board) approve a reduction in unused site assessment fees for the Paradise Unified School District (District) as a result of the Camp Fire.

DESCRIPTION

Current statute requires all school districts to report their unused sites to the Board on an annual basis. Using the information provided, the school districts are assessed a fee for each unused site equal to one percent of the value of the site. This item is requesting the Board approve a reduction in unused site assessment fees for two sites within the District given the extraordinary circumstances resulting from the Camp Fire in Butte County.

AUTHORITY

Education Code (EC) Section 17219 states in part:

(c) The payments required shall be computed by the Executive Officer of the State Allocation Board and certified to the Controller, and payments shall be equal to one one-hundredth (1/100) of the original purchase price of the site modified by either a factor reflecting the change in assessed value of all lands in the state from the date of purchase of the site to the current date or any other factor that in the determination of the State Allocation Board is applicable to the site under consideration.

The full text of EC Section 17219 is included in Attachment A.

BACKGROUND

As required in statute, all school districts are required to report assessed unused school site fees based on a self-certified report submitted to the Office of Public School Construction (OPSC) by July 1, of each year. Staff presents the list for approval annually each December, and the information provided by the districts and approved by the Board authorizes the State Controller's Office to withhold an amount equal to the school sites' total assessed fee, in four equal installments, during the months of February through May as prescribed in statute.

In accordance with these requirements, the District reported two sites as unused as of July 1, 2018 to OPSC. The reporting was before the start, or end, of the tragic Camp Fire that occurred recently in Butte County and destroyed the Paradise community, including multiple school facilities within the Paradise Unified School District boundaries. Four school sites were destroyed and an additional three were impacted by the fire. Only one site was unaffected.

STAFF ANALYSIS/STATEMENTS

Based on the conditions left by the Camp Fire in Paradise, Staff recommends that the Board approve a reduction in unused site assessment fees for two years for the two sites that the District reported in 2018 as unused.

STAFF ANALYSIS/STATEMENTS (cont.)

The District reported the Brakebill (Horace) Elementary and Rosewood School as unused sites as of July 1, 2018 in accordance with the program requirements. Under normal circumstances the District would have been assessed fees in the amount of \$14,934 for Fiscal Year 2017/2018 as part of the December 10, 2018 staff report that was approved by the Board. The District's unused sites were not included in that report to allow time for Staff to present this issue separately.

However, statute allows the Board to modify unused site fees/payments under certain conditions. EC Section 17219 (c) states that "[...] payments shall be computed by the Executive Officer of the State Allocation Board [...] equal to (1/100) of the original purchase price of the site modified by [...] *any other factor* that in the determination of the State Allocation Board is applicable to the site under consideration." (*Emphasis added*)

Staff believes that the severity of the destruction of school facilities, and the community, caused by the Camp Fire is an applicable factor for the Board to consider making a determination to reduce the previously calculated unused site fees from \$14,934 to \$0. As recovery from the fire is unlikely to be completed within the next year, Staff recommends that the Board approve a reduction in unused site assessment fees for two years to provide the District with a reprieve from an undue burden during this most critical time of community recovery.

RECOMMENDATION

Approve a reduction in unused site assessment fees for 2017/2018 and 2018/2019 to \$0 for Paradise Unified School District's Horace Brakebill Elementary and Rosewood school sites as shown in Attachment B.

This Item was approved by the State Allocation Board on January 23, 2019.

ATTACHMENT A

AUTHORITY

Education Code Section 17219

(a) Whenever a school district acquires or has acquired a site for school purposes, as determined by the State Allocation Board, and does not use the site within

(1) five years of the date of acquisition for the kindergarten, if any, and any of grades 1 to 8, inclusive, maintained by an elementary school district or a unified school district, or,

(2) seven years of the date of acquisition for any of grades 7 to 12, inclusive, maintained by a high school district or a unified school district, or if a school district has a site at any grade level that has previously been used but has not been used for school purposes within the preceding five years, the school district shall be subject to nonuse payments, unless the State Allocation Board, from time to time, makes a determination that the school district will utilize the property for the purpose for which it was intended within a reasonable period of time, in a specific amount for each additional year in which the site is retained and not used by the district beyond the foregoing specified periods, except the first additional year shall be deemed to end not earlier than April 30, 1973.

(b) Payment shall not be required under this section as to any site having a value of twenty thousand dollars (\$20,000) or less. Commencing on January 1, 1988, and annually thereafter, the State Allocation Board shall increase this exemption figure by the amount of the current fiscal year inflation adjustment specified in Section 42238.1, if any.

(c) The payments required shall be computed by the Executive Officer of the State Allocation Board and certified to the Controller, and payments shall be equal to one one-hundredth (1/100) of the original purchase price of the site modified by either a factor reflecting the change in assessed value of all lands in the state from the date of purchase of the site to the current date or any other factor that in the determination of the State Allocation Board is applicable to the site under consideration.

(d) Whenever the State Allocation Board has determined that a school district in good faith has, within the preceding year, advertised the schoolsite for sale to the highest bidder pursuant to the provisions of Article 4 (commencing with Section 17455) of Chapter 4 of Part 10.5 and has received no bids that in the judgment of the State Allocation Board reflect the fair market value of the property, the Executive Officer of the State Allocation Board shall not compute any nonuse payments for the site for a period of one year beyond the date of the determination.

(e) Nonuse payments shall not be required for any year with respect to a schoolsite that for one-half or more of the number of days of that year has been utilized for any of the following purposes:

(1) By the school district, or by any other governmental entity pursuant to agreement with the school district, for school purposes, for use as a civic center, or for community playground, playing field, or other outdoor recreational purposes. "Civic center," for this purpose, means a site used for one or more of the purposes described in Section 40041.

(2) By the State Allocation Board, pursuant to agreement with the school district, for the storage of emergency portable classrooms.

(3) By the school district, or by any other public or private entity pursuant to agreement with the school district, for the operation of a child care program.

(f) Nonuse payments shall not be required for any year with respect to a schoolsite that was leased at least one-half of the days in that year in a manner that subjected the site to property taxes equal to the taxes that would have been paid if the site had been sold.

Attachment B
Unused Sites Assessments
Fiscal Year 2017/2018

COUNTY				
DISTRICT				
SITE			ASSESSED VALUE	ANNUAL PAYMENT
BUTTE				
	61531	PARADISE UNIFIED		
		BRAKEBILL (HORACE) ELEMENTARY (Unknown)	\$156,111	\$1,561
		ROSEWOOD (065-270-003-000)	\$1,337,264	\$13,373

		PARADISE UNIFIED TOTAL:		\$14,934
		2017/2018 REDUCTION:		-\$14,934

		DISTRICT TOTAL:		\$0

REPORT OF THE EXECUTIVE OFFICER
State Allocation Board Meeting, January 23, 2019

LEGISLATIVE UPDATE

PURPOSE OF REPORT

To provide the State Allocation Board (Board) with an update on the passage of legislation in 2018 that may impact programs administered by the Board.

DESCRIPTION

Consistent with prior requests by the Board, Office of Public School Construction staff presents a report on the chaptered bills that may impact the programs administered by the Board at the end of each legislative year. The Attachment provides a summary of the chaptered bills and preliminary comments by Staff. It is not a comprehensive study of the bills' ramifications or program implications.

RECOMMENDATION

Acknowledge this report.

The State Allocation Board acknowledged this report on January 23, 2019.

ATTACHMENT

LEGISLATIVE UPDATE
State Allocation Board meeting, January 23, 2019

BILL	SUMMARY	PRELIMINARY COMMENTS
<p>Assembly Bill (AB) 1808 (Committee on Budget) Chapter 32</p>	<p>Education finance: education omnibus trailer bill.</p> <p>Existing law, the Leroy F. Greene School Facilities Act of 1998, requires the State Allocation Board to allocate to applicant school districts, prescribed per-unhoused-pupil state funding for construction and modernization of school facilities, including hardship funding, and supplemental funding for site development and acquisition.</p> <p>Section 21 of this bill appropriates \$100,000,000 for the 2018-19 fiscal year from the General Fund to the State Allocation Board to provide one-time grants to school districts to construct new school facilities or retrofit existing school facilities for the purpose of providing full-day kindergarten classrooms that meet certain requirements, as provided. The bill also allows the Department of General Services to charge its administrative costs against the Full-Day Kindergarten Facilities Account for an amount not exceed 2.5% (or \$2,500,000).</p> <p>As it relates to K-12 local audits required by Education Code (EC) Section 41024, Section 22 of this bill also changes the requirement of when audits must be completed. Audits conducted pursuant to EC Section 41024 must now be completed within one year of the project being complete if funded through the School Facility Program.</p> <p>Section 20 of this bill amends EC Section 17078.54 to allow the California School Finance Authority (CSFA) to charge administrative costs (up to 2.5%) against the Kindergarten Through Community College Public Education Facilities Bond of 2016 (Prop 51). \$500,000,000 is provided by Prop 51 for Charter School Facilities Program funding and there are various administrative duties that are the responsibility of CSFA as part of administering the funds. This amendment ensures that those administrative costs are funded from the appropriate source.</p>	<p>In implementing the sections of this bill under its purview, the Board approved the establishment of Full-Day Kindergarten Facilities Grant Program. A filing round for the program opened on January 2, 2019.</p> <p>The changes to the K-12 Audit Guide are also being implemented and will become a part of the guide.</p> <p>The amendment for CSFA administrative costs does not require any action by the Board.</p>

BILL	SUMMARY	PRELIMINARY COMMENTS
<p>AB 2252 (Limon) Chapter 318</p>	<p>State grants: state grant administrator.</p> <p>Existing law, the Grant Information Act of 1999, authorizes state agencies to make available on the internet a listing, of all grants administered by that agency, that includes specified information and provides instruction on filing grant applications electronically, or the ability to download, complete, and submit by mail.</p> <p>This bill enacts the Grant Information Act of 2018. The bill requires the California State Library to create an online resource that provides a centralized location to find state grant opportunities. The bill further requires each state agency that administers grants to register its grants with the California State Library and provide for the acceptance of electronic applications for any grant administered by the state agency, on or before July 1, 2020.</p>	<p>OPSC has efforts underway to meet this requirement by the July 1, 2020 deadline.</p>
<p>AB 2453 (Garcia, Eduardo) Chapter 714</p>	<p>Air pollution: schools.</p> <p>Existing law, the Leroy F. Greene School Facilities Act of 1998, requires the State Allocation Board to allocate to applicant school districts, prescribed per-unhoused-pupil state funding for construction and modernization of school facilities, including hardship funding, and supplemental funding for site development and acquisition.</p> <p>This bill authorizes a grant for modernization under the act to be used to limit pupil exposure to harmful air pollutants by updating air filtration systems and specifies that this is declaratory of existing law.</p>	<p>The bill does not require any action by the Board.</p>
<p>AB 3205 (O'Donnell) Chapter 401</p>	<p>School facilities: modernization projects: door locks.</p> <p>Requires the governing board of a school district, if applying for state funding pursuant to the Greene Act for a school modernization project for a school facility constructed before January 1, 2012, to include, as part of the modernization project, locks that allow doors to classrooms and any room with an occupancy of five or more persons to be locked from inside the room.</p> <p>This bill provides that these provisions apply only to those projects seeking funding on or after January 1, 2019, and that were submitted to the Division of the State Architect for approval on or after January 1, 2019.</p>	<p>The bill does not require any action by the Board. Costs associated with classrooms door locks are consistent with eligible expenditures within the School Facility Program.</p>

Tentative Workload

February 2019

ACTION ITEMS

REPORTS, DISCUSSION and INFORMATION ITEMS

Emergency Response to Natural Disasters
Standard Information Items

FINANCIAL REPORTS

Status of Fund Releases
Status of Funds

Tentative Workload

March 2019

ACTION ITEMS

REPORTS, DISCUSSION and INFORMATION ITEMS

Standard Information Items

FINANCIAL REPORTS

Status of Fund Releases
Status of Funds

Tentative Workload

April 2019

ACTION ITEMS

REPORTS, DISCUSSION and INFORMATION ITEMS

Standard Information Items

FINANCIAL REPORTS

Status of Fund Releases
Status of Funds

APPEALS Received as of December 31, 2018

Appeal Received Date	District/County	Tentative SAB Date*	Description
3/19/18	Farmersville Unified School District/Tulare	2/2019	District is requesting to retain savings from a Financial Hardship funded Facility Hardship project.
4/12/18	San Bernardino City Unified School District/San Bernardino	2/2019	District is requesting to retain savings from a Financial Hardship funded Overcrowding Relief Grant project.
8/3/18	Pleasant View Elementary School District/Tulare	2/2019	District requests consideration of funding facilities that were occupied prior to submittal of a funding application.
10/1/18	Lindsay Unified School District/Tulare	2/2019	District is requesting approval to use modernization pupil grant eligibility that was requested after the submittal of the funding application.
10/29/18	Hayward Unified School District/Alameda	2/2019	District requests an extension to complete a project funded by the Emergency Repair Program and submit the necessary documents.
11/1/18	Klamath-Trinity Joint Unified School District/Humboldt	3/2019	District requests site development costs previously disallowed.

*Please note: Tentative SAB Date is not a guaranteed meeting date and may be subject to change.

STATE ALLOCATION BOARD MEETING DATES

The State Allocation Board (SAB) meeting dates for the 2019 calendar year are as follows:

<u>Board Date</u>	<u>Type of Meeting</u>
February 27, 2019*	Monthly (Consent/Appeals/Action)
March 27, 2019*	Monthly (Consent/Appeals/Action)
April 24, 2019*	Monthly (Consent/Appeals/Action)
May 22, 2019*	Monthly (Consent/Appeals/Action)
June 26, 2019*	Monthly (Consent/Appeals/Action)
July 24, 2019*	Monthly (Consent/Appeals/Action)
August 28, 2019*	Monthly (Consent/Appeals/Action)
September 25, 2019*	Monthly (Consent/Appeals/Action)
October 23, 2019*	Monthly (Consent/Appeals/Action)
December 2019*	Monthly (Consent/Appeals/Action)

*The projected dates and time will be determined upon the discussion with the Vice-Chair and Chair based on workload.

The SAB meets in different rooms within the State Capitol at 4:00 p.m. when the State Legislature is in session and at 2:00 p.m. when the State Legislature is out on recess. Due to scheduling changes within the Legislature, some of the SAB meetings may be canceled or changed with short notice.

INFORMATION ITEM

SCHOOL FACILITY PROGRAM NEW CONSTRUCTION AND MODERNIZATION UNFUNDED LIST (as of December 11, 2018)

The New Construction and Modernization projects on this list have received an “unfunded” approval by the State Allocation Board (SAB). Note that an “unfunded” approval does not guarantee a future apportionment by the SAB.

Published monthly in the SAB Agenda.

This report is also on the OPSC Web site at:
www.dgs.ca.gov/opsc

Unfunded Approvals as of
December 11, 2018 SAB

County	School District	Application Number	Program	Approval	Received Date	SAB Unfunded Approval	Financial Hardship Apportionment	Loan	State Share	Total Apportionment	Cumulative Amount	Submitted Certification Letter November 2018	Grant Agreement Received as of 01/08/2019
KERN	SIERRA SANDS UNIFIED	58/73742-00-004	Rehabilitation	G	11/15/2016	2/28/2018	0.00	0.00	182,369.00	182,369.00	182,369.00	Yes	Yes
ORANGE	GARDEN GROVE UNIFIED	51/66522-00-003	Facility Hardship	G	9/6/2017	5/23/2018	0.00	0.00	5,250,146.00	5,250,146.00	5,432,515.00	Yes	Yes
ORANGE	GARDEN GROVE UNIFIED	51/66522-00-004	Facility Hardship	G	9/25/2017	5/23/2018	0.00	0.00	5,380,996.00	5,380,996.00	10,813,511.00	Yes	Yes
SAN BERNARDINO	NEEDLES UNIFIED	51/67801-00-001	Facility Hardship	G	3/18/2008	6/27/2018	28,243.00	0.00	28,243.00	56,486.00	10,869,997.00	Yes	N/A
LOS ANGELES	LOS ANGELES UNIFIED	51/64733-00-002	Facility Hardship	G	2/24/2016	9/26/2018	\$0.00	0.00	\$2,951,576.00	2,951,576.00	13,821,573.00	Yes	No
TEHAMA	LOS MOLINOS UNIFIED	58/71571-00-002	Rehabilitation	G	5/21/2018	9/26/2018	\$94,633.29	0.00	\$181,797.00	276,430.29	14,098,003.29	Yes	No
HUMBOLDT	SCOTIA UNION ELEMENTARY	58/63024-00-006	Rehabilitation	G	6/19/2018	9/26/2018	\$684,566.00	0.00	\$1,296,486.00	1,981,052.00	16,079,055.29	Yes	No
LOS ANGELES	LOS ANGELES UNIFIED	58/64733-00-003	Rehabilitation	G	6/27/2018	10/24/2018	\$0.00	0.00	\$800,593.00	800,593.00	16,879,648.29	No	No
DEL NORTE	DEL NORTE COUNTY UNIFIED	58/61820-00-001	Rehabilitation	G	7/13/2018	10/24/2018	\$0.00	0.00	\$216,068.00	216,068.00	17,095,716.29	Yes	No
DEL NORTE	DEL NORTE COUNTY UNIFIED	58/61820-00-003	Rehabilitation	G	7/20/2018	10/24/2018	\$0.00	0.00	\$304,159.00	304,159.00	17,399,875.29	Yes	No
SAN DIEGO	FALLBROOK UNION ELEMENTARY	51/68114-00-003	Facility Hardship	G	8/9/2017	12/11/2018	0.00	0.00	769,514.00	18,169,389.29	Yes	No	No
HUMBOLDT	KLAMATH-TRINITY JOINT UNIFIED	51/62901-00-015	Facility Hardship	G	4/16/2018	12/11/2018	1,048,571.00	0.00	1,048,571.00	2,097,142.00	20,266,531.29	Yes	No
HUMBOLDT	KLAMATH-TRINITY JOINT UNIFIED	51/62901-00-016	Facility Hardship	G	4/26/2018	12/11/2018	183,760.50	0.00	183,760.50	367,521.00	20,634,052.29	Yes	No
KERN	SIERRA SANDS UNIFIED	58/73742-00-005	Rehabilitation	G	7/31/2018	12/11/2018	0.00	0.00	988,025.00	988,025.00	21,622,077.29	Yes	No
SOLANO	VACAVILLE UNIFIED	58/70573-00-001	Rehabilitation	G	8/22/2018	12/11/2018	0.00	0.00	474,438.00	474,438.00	22,096,515.29	Yes	No
SAN DIEGO	FALLBROOK UNION ELEMENTARY	51/68114-00-004	Facility Hardship	G	9/12/2018	12/11/2018	0.00	0.00	11,105,406.00	11,105,406.00	33,201,921.29	Yes	No
ALAMEDA	OAKLAND UNIFIED	54/61259-09-010	Charter	D	6/5/2017	1/24/2018	0.00	200,206.10	200,206.10	400,412.20	33,602,333.49	No	No
ALAMEDA	OAKLAND UNIFIED	54/61259-09-011	Charter	D	6/5/2017	1/24/2018	0.00	2,150,284.80	2,150,284.80	4,300,569.60	37,902,903.09	No	No
SACRAMENTO	NATOMAS UNIFIED	54/75283-00-008	Charter	D	5/26/2017	2/28/2018	0.00	0.00	285,982.90	285,982.90	38,188,885.99	No	No
ALAMEDA	OAKLAND UNIFIED	54/61259-00-010	Charter	D	6/5/2017	2/28/2018	0.00	1,136,442.50	1,136,442.50	2,272,885.00	40,461,770.99	No	No
SAN DIEGO	CHULA VISTA ELEMENTARY	54/68023-00-002	Charter	D	6/5/2017	2/28/2018	0.00	0.00	298,669.20	298,669.20	40,760,440.19	No	No
FRESNO	RAISIN CITY ELEMENTARY	57/62380-00-001	Modernization	G	11/20/2013	4/25/2018	715,308.00	0.00	1,126,261.00	1,841,569.00	42,602,009.19	Yes	No
GLENN	LAKE ELEMENTARY	50/62596-00-001	New Construction	G	12/20/2013	5/23/2018	2,094,563.00	0.00	2,107,987.00	4,202,550.00	46,804,559.19	Yes	No
SACRAMENTO	NATOMAS UNIFIED	54/75283-00-006	Charter	G	5/25/2017	5/23/2018	0.00	0.00	2,075,955.00	2,075,955.00	48,880,514.19	Yes	No
SACRAMENTO	NATOMAS UNIFIED	54/75283-00-007	Charter	G	5/25/2017	5/23/2018	0.00	0.00	4,114,640.00	4,114,640.00	52,995,154.19	Yes	No
SACRAMENTO	ELK GROVE UNIFIED	55/67314-00-004	Career Tech New Construction	G	2/16/2018	5/23/2018	0.00	0.00	1,588,345.00	1,588,345.00	54,583,499.19	Yes	No
SACRAMENTO	ELK GROVE UNIFIED	55/67314-00-005	Career Tech New Construction	G	2/16/2018	5/23/2018	0.00	0.00	2,078,653.00	2,078,653.00	56,662,152.19	Yes	No
BUTTE	CHICO UNIFIED	55/61424-00-004	Career Tech New Construction	G	2/21/2018	5/23/2018	0.00	0.00	3,000,000.00	3,000,000.00	59,662,152.19	Yes	No
LOS ANGELES	DOWNEY UNIFIED	55/64451-00-002	Career Tech New Construction	G	2/21/2018	5/23/2018	0.00	0.00	1,948,793.00	1,948,793.00	61,610,945.19	Yes	No
LOS ANGELES	LOS ANGELES UNIFIED	59/64733-00-029	Career Tech Rehabilitation	G	2/21/2018	5/23/2018	0.00	0.00	1,500,000.00	1,500,000.00	63,110,945.19	Yes	No
SANTA CLARA	ALUM ROCK UNION ELEMENTARY	54/69369-00-002	Charter	D	5/30/2014	6/19/2018	0.00	440,359.70	440,359.70	880,719.40	63,991,664.59	No	No
SANTA CLARA	ALUM ROCK UNION ELEMENTARY	54/69369-00-003	Charter	D	5/30/2014	6/19/2018	0.00	25,675.55	25,675.55	51,351.10	64,043,015.69	No	No
KINGS	ISLAND UNION ELEMENTARY	57/63933-00-001	Modernization	G	4/24/2014	6/27/2018	256,111.00	0.00	384,168.00	640,279.00	64,683,294.69	Yes	No
SOLANO	SOLANO COUNTY OFFICE OF EDUCATION	57/10488-00-022	Modernization	G	4/28/2014	6/27/2018	292,000.00	0.00	438,000.00	730,000.00	65,413,294.69	No	Yes
SOLANO	SOLANO COUNTY OFFICE OF EDUCATION	57/10488-00-022	Modernization	G	4/28/2014	9/26/2018	23,746.00	0.00	35,618.00	59,364.00	65,472,658.69	No	Yes
SONOMA	WILMAR UNION ELEMENTARY	57/71019-00-002	Modernization	G	5/5/2014	6/27/2018	0.00	0.00	198,831.00	198,831.00	65,671,489.69	Yes	Yes
AMADOR	AMADOR COUNTY OFFICE OF EDUCATION	50/10033-00-002	New Construction	G	5/12/2014	6/27/2018	1,814,263.50	0.00	1,814,263.50	3,628,527.00	69,300,016.69	Yes	No
KERN	MCFARLAND UNIFIED	57/73908-00-006	Modernization	G	5/12/2014	6/27/2018	0.00	0.00	1,200,683.00	1,200,683.00	70,500,699.69	No	No
SAN FRANCISCO	SAN FRANCISCO UNIFIED	57/68478-00-043	Modernization	G	5/14/2014	6/27/2018	0.00	0.00	7,308,412.00	7,308,412.00	77,809,111.69	Yes	No
TULARE	WOODLAKE UNIFIED	57/76794-00-002	Modernization	G	5/14/2014	6/27/2018	0.00	0.00	2,594,328.00	2,594,328.00	80,403,439.69	Yes	No
YUBA	YUBA COUNTY OFFICE OF EDUCATION	57/10587-00-001	Modernization	D	5/15/2014	6/27/2018	0.00	0.00	59,657.00	59,657.00	80,463,096.69	Yes	Yes
YUBA	YUBA COUNTY OFFICE OF EDUCATION	57/10587-00-002	Modernization	D	5/15/2014	6/27/2018	15,441.00	0.00	23,161.00	38,602.00	80,501,698.69	Yes	Yes
YUBA	YUBA COUNTY OFFICE OF EDUCATION	57/10587-00-003	Modernization	D	5/15/2014	6/27/2018	26,670.00	0.00	40,006.00	66,676.00	80,568,374.69	Yes	Yes
YUBA	YUBA COUNTY OFFICE OF EDUCATION	57/10587-00-004	Modernization	D	5/15/2014	6/27/2018	16,844.00	0.00	16,844.00	28,074.00	80,596,448.69	Yes	Yes
YUBA	YUBA COUNTY OFFICE OF EDUCATION	57/10587-00-005	Modernization	D	5/15/2014	6/27/2018	80,011.00	0.00	120,016.00	200,027.00	80,796,475.69	Yes	Yes
YUBA	YUBA COUNTY OFFICE OF EDUCATION	57/10587-00-006	Modernization	D	5/15/2014	6/27/2018	16,844.00	0.00	25,267.00	42,111.00	80,838,586.69	Yes	Yes
BUTTE	CHICO UNIFIED	59/61424-00-005	Career Tech Rehabilitation	G	2/21/2018	5/23/2018	0.00	0.00	1,201,901.00	1,201,901.00	82,040,487.69	Yes	No
BUTTE	CHICO UNIFIED	59/61424-00-005	Career Tech Rehabilitation	G	2/21/2018	6/27/2018	0.00	0.00	29,846.00	29,846.00	82,070,333.69	Yes	No
FRESNO	FRESNO UNIFIED	50/62166-00-029	New Construction	G	5/21/2014	8/15/2018	0.00	0.00	636,277.00	636,277.00	82,706,610.69	Yes	No
SAN MATEO	SEQUOIA UNION HIGH	50/69062-01-004	New Construction	G	5/21/2014	8/15/2018	0.00	0.00	2,852,069.00	2,852,069.00	85,558,679.69	Yes	No
TULARE	LIBERTY ELEMENTARY	50/71985-00-002	New Construction	G	5/23/2014	8/15/2018	0.00	0.00	691,774.00	691,774.00	86,250,453.69	Yes	No
TULARE	WOODLAKE UNIFIED	57/76794-00-001	Modernization	G	5/23/2014	8/15/2018	0.00	0.00	264,152.00	264,152.00	86,514,605.69	Yes	No
LOS ANGELES	PASADENA UNIFIED	57/64881-00-035	Modernization	G	6/2/2014	8/15/2018	0.00	0.00	181,799.00	181,799.00	86,696,404.69	No	Yes
ORANGE	PLACENTIA-YORBA LINDA UNIFIED	57/66647-00-036	Modernization	G	6/6/2014	8/15/2018	0.00	0.00	1,612,559.00	1,612,559.00	88,308,963.69	Yes	Yes
SAN FRANCISCO	SAN FRANCISCO UNIFIED	57/68478-00-044	Modernization	G	6/9/2014	8/15/2018	0.00	0.00	1,836,595.00	1,836,595.00	90,145,558.69	Yes	Yes
SAN DIEGO	GROSSMONT UNION HIGH	57/68130-00-021	Modernization	G	6/12/2014	8/15/2018	0.00	0.00	9,202,126.00	9,202,126.00	99,347,684.69	Yes	No
SAN JOAQUIN	LINCOLN UNIFIED	57/68569-00-013	Modernization	G	6/12/2014	8/15/2018	0.00	0.00	260,771.00	260,771.00	99,608,455.69	No	No
SAN JOAQUIN	LINCOLN UNIFIED	57/68569-00-014	Modernization	G	6/12/2014	8/15/2018	0.00	0.00	676,118.00	676,118.00	100,284,573.69	No	No
SAN LUIS OBISPO	SAN LUIS COASTAL UNIFIED	54/68809-00-001	Charter	G	4/13/2018	8/15/2018	0.00	0.00	2,680,652.00	2,680,652.00	102,965,225.69	Yes	No
FRESNO	MENDOTA UNIFIED	57/75127-00-005	Modernization	G	6/13/2014	9/26/2018	0.00	0.00	2,046,511.00	2,046,511.00	105,011,736.69	Yes	No
FRESNO	MENDOTA UNIFIED	57/75127-00-006	Modernization	G	6/13/2014	9/26/2018	0.00	0.00	1,368,721.00	1,368,721.00	106,380,457.69	Yes	No
SAN FRANCISCO	SAN FRANCISCO UNIFIED	57/68478-00-045	Modernization	G	6/17/2014	9/26/2018	0.00	0.00	1,725,865.00	1,725,865.00	108,106,322.69	Yes	No
SAN FRANCISCO	SAN FRANCISCO UNIFIED	57/68478-00-046	Modernization	G	6/19/2014	9/26/2018	0.00	0.00	2,836,882.00	2,836,882.00	110,943,204.69	Yes	No
TULARE	PORTERVILLE UNIFIED	57/75523-00-013	Modernization	G	6/23/2014	9/26/2018	0.00	0.00	2,110,130.00	2,110,130.00	113,053,334.69	Yes	Yes
FRESNO	KINGS CANYON JOINT UNIFIED	50/62265-00-008	New Construction	G	6/25/2014	9/26/2018	0.00	0.00	478,661.00	478,661.00	113,531,995.69	Yes	No
FRESNO	KINGS CANYON JOINT UNIFIED	50/62265-00-009	New Construction	G	7/9/2014	9/26/2018	0.00	0.00	1,483,672.00	1,483,672.00	115,015,667.69	Yes	No
SAN DIEGO	POWAY UNIFIED	50/68296-00-021	New Construction	G	7/3/2014	9/26/2018	0.00	0.00	27,672,923.00	27,672,923.00	142,688,590.69	Yes	Yes
FRESNO	FRESNO UNIFIED	59/62166-00-001	Career Tech Rehabilitation	G	2/20/2018	9/26/2018	0.00	0.00	603,332.00	603,332.00	143,291,922.69	Yes	No
ORANGE	ANAHEIM UNION HIGH	59/66431-05-001	Career Tech Rehabilitation	G	2/21/2018	9/26/2018	0.00	0.00	1,302,330.00	1,302,330.00	144,594,252.69	Yes	No
LOS ANGELES	LOS ANGELES UNIFIED	53/64733-00-048	Critically Overcrowded Schools	L	10/31/2007	10/24/2018	0.00	0.00	54,086.12	54,086.12	144,648,338.81	N/A	No
CONTRA COSTA	JOHN SWETT UNIFIED	50/61697-00-002	New Construction	L	11/15/2010	10/24/2018	0.00	0.00	152,545.56	152,545.56	144,800,884.37	N/A	No
LOS ANGELES	LOS ANGELES UNIFIED	56/64733-00-015	Overcrowding Relief Grant	L	3/1/2012	10/24/2018	0.00	0.00	548.18	548.18	144,801,432.55	N/A	No
MERCED	LOS BANOS UNIFIED	50/65755-00-008	New Construction	G	7/11/2014	10/24/2018	0.00	0.00	12,247,514.00	12,247,514.00	157,048,946.55	Yes	No
KERN	NORRIS	57/63693-00-001	Modernization	G	7/11/2014	10/24/2018	0.00	0.00					

Unfunded Approvals as of
December 11, 2018 SAB

County	School District	Application Number	Program	Approval	Received Date	SAB Unfunded Approval	Financial Hardship Apportionment	Loan	State Share	Total Apportionment	Cumulative Amount	Submitted Certification Letter November 2018	Grant Agreement Received as of 01/08/2019
SAN LUIS OBISPO	ATASCADERO UNIFIED	57/68700-00-003	Modernization	G	7/18/2014	10/24/2018	0.00	0.00	502,334.00	502,334.00	162,093,682.55	Yes	No
SAN FRANCISCO	SAN FRANCISCO UNIFIED	57/68478-00-047	Modernization	G	7/21/2014	10/24/2018	0.00	0.00	3,292,313.00	3,292,313.00	165,385,995.55	Yes	No
YUBA	YUBA COUNTY OFFICE OF EDUCATION	50/10587-00-001	New Construction	D	7/22/2014	10/24/2018	237,732.00	0.00	237,732.00	475,464.00	165,861,459.55	Yes	No
YUBA	YUBA COUNTY OFFICE OF EDUCATION	50/10587-00-002	New Construction	D	7/22/2014	10/24/2018	117,011.00	0.00	117,011.00	234,022.00	166,095,481.55	Yes	No
YUBA	YUBA COUNTY OFFICE OF EDUCATION	50/10587-00-003	New Construction	D	7/22/2014	10/24/2018	58,505.50	0.00	58,505.50	117,011.00	166,212,492.55	Yes	No
YUBA	YUBA COUNTY OFFICE OF EDUCATION	50/10587-00-004	New Construction	D	7/22/2014	10/24/2018	58,505.50	0.00	58,505.50	117,011.00	166,329,503.55	Yes	No
YUBA	YUBA COUNTY OFFICE OF EDUCATION	50/10587-00-005	New Construction	D	7/22/2014	10/24/2018	58,505.50	0.00	58,505.50	117,011.00	166,446,514.55	Yes	No
YUBA	YUBA COUNTY OFFICE OF EDUCATION	50/10587-00-006	New Construction	D	7/22/2014	10/24/2018	58,505.50	0.00	58,505.50	117,011.00	166,563,525.55	Yes	No
YUBA	YUBA COUNTY OFFICE OF EDUCATION	50/10587-00-007	New Construction	D	7/22/2014	10/24/2018	58,505.50	0.00	58,505.50	117,011.00	166,680,536.55	Yes	No
YUBA	YUBA COUNTY OFFICE OF EDUCATION	50/10587-00-008	New Construction	D	7/22/2014	10/24/2018	14,784.00	0.00	45,504.00	60,288.00	166,740,824.55	Yes	No
SAN FRANCISCO	SAN FRANCISCO UNIFIED	57/68478-00-048	Modernization	G	7/28/2014	10/24/2018	0.00	0.00	4,143,328.00	4,143,328.00	170,884,152.55	Yes	No
ALAMEDA	HAYWARD UNIFIED	54/61192-02-003	Charter	D	6/5/2017	10/24/2018	0.00	778,478.60	778,478.60	1,556,957.20	172,441,109.75	Yes	No
ALAMEDA	HAYWARD UNIFIED	54/61192-02-004	Charter	D	6/5/2017	10/24/2018	0.00	505,582.40	505,582.40	1,011,164.80	173,452,274.55	Yes	No
LOS ANGELES	LOS ANGELES UNIFIED	50/64733-00-044	New Construction	L	6/26/2002	12/11/2018	0.00	0.00	1,284.82	1,284.82	173,453,559.37	N/A	No
FRESNO	FIREBAUGH-LAS DELTAS UNIFIED	50/73809-00-004	New Construction	G	7/31/2014	12/11/2018	0.00	0.00	815,019.00	815,019.00	174,268,578.37	Yes	No
FRESNO	KINGS CANYON JOINT UNIFIED	57/62265-00-024	Modernization	G	8/5/2014	12/11/2018	0.00	0.00	602,958.00	602,958.00	174,871,536.37	Yes	No
FRESNO	CLOVIS UNIFIED	57/62117-00-039	Modernization	G	8/7/2014	12/11/2018	0.00	0.00	1,911,945.00	1,911,945.00	176,783,481.37	Yes	No
FRESNO	CLOVIS UNIFIED	57/62117-00-040	Modernization	G	8/7/2014	12/11/2018	0.00	0.00	1,171,535.00	1,171,535.00	177,955,016.37	Yes	No
TULARE	PORTERVILLE UNIFIED	57/75523-00-014	Modernization	G	8/8/2014	12/11/2018	0.00	0.00	260,771.00	260,771.00	178,215,787.37	Yes	No
LOS ANGELES	ROSEMEAD ELEMENTARY	57/64931-00-006	Modernization	G	8/12/2014	12/11/2018	0.00	0.00	180,830.00	180,830.00	178,396,617.37	Yes	No
LOS ANGELES	ROSEMEAD ELEMENTARY	57/64931-00-009	Modernization	G	8/12/2014	12/11/2018	0.00	0.00	231,101.00	231,101.00	178,627,718.37	Yes	No
SAN FRANCISCO	SAN FRANCISCO UNIFIED	57/68478-00-049	Modernization	G	8/12/2014	12/11/2018	0.00	0.00	1,880,576.00	1,880,576.00	180,508,294.37	Yes	No
SANTA BARBARA	SANTA BARBARA UNIFIED	57/76786-00-006	Modernization	G	8/13/2014	12/11/2018	0.00	0.00	432,147.00	432,147.00	180,940,441.37	Yes	No
MARIN	MARIN COUNTY OFFICE OF EDUCATION	50/10215-00-001	New Construction	G	8/14/2014	12/11/2018	0.00	0.00	1,535,781.00	1,535,781.00	182,476,222.37	Yes	No
KERN	BAKERSFIELD CITY ELEMENTARY	50/63321-00-028	New Construction	G	8/14/2014	12/11/2018	0.00	0.00	939,646.00	939,646.00	183,415,868.37	Yes	No
KERN	BAKERSFIELD CITY ELEMENTARY	50/63321-00-029	New Construction	G	8/14/2014	12/11/2018	0.00	0.00	1,999,736.00	1,999,736.00	185,415,604.37	Yes	No
FRESNO	KINGS CANYON JOINT UNIFIED	50/62265-00-010	New Construction	G	8/15/2014	12/11/2018	0.00	0.00	590,104.00	590,104.00	186,005,708.37	Yes	No
SAN MATEO	SEQUOIA UNION HIGH	50/69062-01-008	New Construction	G	8/18/2014	12/11/2018	0.00	0.00	8,868,943.00	8,868,943.00	194,874,651.37	Yes	No
CONTRA COSTA	SAN RAMON VALLEY UNIFIED	50/61804-02-008	New Construction	G	8/20/2014	12/11/2018	0.00	0.00	367,479.00	367,479.00	195,242,130.37	Yes	No
CONTRA COSTA	SAN RAMON VALLEY UNIFIED	50/61804-02-009	New Construction	G	8/20/2014	12/11/2018	0.00	0.00	1,558,646.00	1,558,646.00	196,800,776.37	Yes	No
HUMBOLDT	FORTUNA UNION HIGH	57/62810-00-004	Modernization	G	8/20/2014	12/11/2018	0.00	0.00	813,566.00	813,566.00	197,614,342.37	Yes	No
SAN LUIS OBISPO	TEMPLETON UNIFIED	57/68841-00-003	Modernization	G	8/20/2014	12/11/2018	0.00	0.00	974,245.00	974,245.00	198,588,587.37	Yes	No
SAN DIEGO	GROSSMONT UNION HIGH	50/68130-13-006	New Construction	G	9/2/2014	12/11/2018	0.00	0.00	3,048,061.00	3,048,061.00	201,636,648.37	Yes	No
ORANGE	IRVINE UNIFIED	50/73650-00-020	New Construction	G	9/2/2014	12/11/2018	0.00	0.00	5,834,348.00	5,834,348.00	207,470,996.37	Yes	No
FRESNO	CLOVIS UNIFIED	50/62117-00-019	New Construction	G	9/5/2014	12/11/2018	0.00	0.00	3,184,969.00	3,184,969.00	210,655,965.37	Yes	No
FRESNO	CLOVIS UNIFIED	57/62117-00-041	Modernization	G	9/5/2014	12/11/2018	0.00	0.00	5,329,279.00	5,329,279.00	215,985,244.37	Yes	No
MARIN	ROSS VALLEY	57/75002-00-007	Modernization	G	9/5/2014	12/11/2018	0.00	0.00	1,560,621.00	1,560,621.00	217,545,865.37	Yes	No
ALAMEDA	SAN LORENZO UNIFIED	54/61309-00-003	Charter	D	6/5/2017	12/11/2018	0.00	845,455.40	845,455.40	1,690,910.80	219,236,776.17	No	No
SACRAMENTO	SAN JUAN UNIFIED	54/67447-00-007	Charter	D	6/5/2017	12/11/2018	0.00	0.00	428,418.20	428,418.20	219,665,194.37	Yes	No
LOS ANGELES	WISEBURN UNIFIED	59/76869-00-002	Career Tech Rehabilitation	G	2/21/2018	12/11/2018	0.00	0.00	395,451.00	395,451.00	220,060,645.37	Yes	No
KINGS	CENTRAL UNION ELEMENTARY	57/63883-00-001	Modernization	G	8/22/2018	12/11/2018	2,724,497.00	0.00	4,133,107.00	6,857,604.00	226,918,249.37	Yes	Yes
Total							10,772,512.79	6,082,485.05	210,063,251.53	226,918,249.37			

*This Unfunded List (Lack of AB 55 Loans) includes \$13.2 million for 11 projects for Charter School Facilities Program Preliminary Apportionments for Design and Site Funding.

Unfunded Charter Preliminary
As of December 11, 2018 SAB

County	School District	Application Number	Program	Approval	Received Date	SAB Date	Financial Hardship Apportionment	Loan	State Share	Total Apportionment	Prop. 47	Prop. 55	Prop. 1D	Prop. 51	
Unfunded Charter PA's															
ALAMEDA	OAKLAND UNIFIED	54/61259-00-004	Charter	P	5/30/2014	11/25/2014	0.00	5,499,728.10	5,499,728.10	10,999,456.20	0.00	10,999,456.20	0.00	0.00	
BUTTE	CHICO UNIFIED	54/61424-00-005	Charter	P	4/1/2014	4/15/2015	0.00	249,318.00	249,318.00	498,636.00	0.00	0.00	498,636.00	0.00	
SONOMA	SANTA ROSA HIGH	54/70920-00-004	Charter	P	4/1/2014	4/15/2015	0.00	4,603,432.50	4,603,432.50	9,206,865.00	0.00	0.00	9,206,865.00	0.00	
SONOMA	SANTA ROSA HIGH	54/70920-00-003	Charter	P	4/3/2014	4/15/2015	0.00	319,127.40	319,127.40	638,254.80	0.00	0.00	638,254.80	0.00	
SAN JOAQUIN	TRACY JOINT UNIFIED	54/75499-00-003	Charter	P	4/30/2014	4/15/2015	0.00	0.00	2,221,196.40	2,221,196.40	0.00	0.00	2,221,196.40	0.00	
SAN JOAQUIN	TRACY JOINT UNIFIED	54/75499-00-004	Charter	P	4/30/2014	4/15/2015	0.00	0.00	1,752,495.30	1,752,495.30	0.00	0.00	1,752,495.30	0.00	
SANTA CLARA	ALUM ROCK UNION ELEMENTARY	54/69369-00-002	Charter	P	5/30/2014	4/15/2015	0.00	3,963,237.30	3,963,237.30	7,926,474.60	0.00	0.00	7,926,474.60	0.00	
ALAMEDA	OAKLAND UNIFIED	54/61259-13-002	Charter	P	5/28/2014	5/27/2015	0.00	2,916,055.40	2,916,055.40	5,832,110.80	0.00	0.00	5,832,110.80	0.00	
ALAMEDA	OAKLAND UNIFIED	54/61259-13-002	Charter	P	5/28/2014	8/26/2015	0.00	8,558,059.50	8,558,059.50	17,116,119.00	0.00	0.00	17,116,119.00	0.00	
SANTA CLARA	ALUM ROCK UNION ELEMENTARY	54/69369-00-003	Charter	P	5/30/2014	12/9/2015	0.00	231,079.95	231,079.95	462,159.90	0.00	10,660.00	451,499.90	0.00	
SAN DIEGO	SAN DIEGO UNIFIED	54/68338-00-003	Charter	P	5/18/2017	1/24/2018	0.00	0.00	5,223,938.40	5,223,938.40	0.00	0.00	0.00	5,223,938.40	
SAN DIEGO	SAN DIEGO UNIFIED	54/68338-00-005	Charter	P	5/18/2017	1/24/2018	0.00	0.00	1,852,054.20	1,852,054.20	0.00	0.00	0.00	1,852,054.20	
ALAMEDA	OAKLAND UNIFIED	54/61259-09-008	Charter	P	5/26/2017	1/24/2018	0.00	1,109,148.30	1,109,148.30	2,218,296.60	0.00	0.00	0.00	2,218,296.60	
ALAMEDA	OAKLAND UNIFIED	54/61259-09-009	Charter	P	5/26/2017	1/24/2018	0.00	11,544,660.00	11,544,660.00	23,089,320.00	0.00	0.00	0.00	23,089,320.00	
SANTA BARBARA	LOMPOC UNIFIED	54/69229-00-001	Charter	P	6/1/2017	1/24/2018	0.00	135,120.30	331,062.30	466,182.60	0.00	0.00	0.00	466,182.60	
SAN DIEGO	SAN DIEGO UNIFIED	54/68338-00-006	Charter	P	6/2/2017	1/24/2018	0.00	0.00	23,036,581.80	23,036,581.80	0.00	0.00	0.00	23,036,581.80	
SAN DIEGO	SAN DIEGO UNIFIED	54/68338-00-007	Charter	P	6/2/2017	1/24/2018	0.00	0.00	11,742,390.90	11,742,390.90	0.00	0.00	0.00	11,742,390.90	
ALAMEDA	OAKLAND UNIFIED	54/61259-00-006	Charter	P	6/5/2017	1/24/2018	0.00	9,842,314.50	9,842,314.50	19,684,629.00	0.00	0.00	0.00	19,684,629.00	
ALAMEDA	OAKLAND UNIFIED	54/61259-09-006	Charter	P	6/5/2017	1/24/2018	0.00	2,139,365.70	2,139,365.70	4,278,731.40	0.00	0.00	0.00	4,278,731.40	
ALAMEDA	OAKLAND UNIFIED	54/61259-09-007	Charter	P	6/5/2017	1/24/2018	0.00	4,610,634.30	4,610,634.30	9,221,268.60	0.00	0.00	0.00	9,221,268.60	
ALAMEDA	OAKLAND UNIFIED	54/61259-09-010	Charter	P	6/5/2017	1/24/2018	0.00	1,801,854.90	1,801,854.90	3,603,709.80	0.00	0.00	0.00	3,603,709.80	
ALAMEDA	OAKLAND UNIFIED	54/61259-09-011	Charter	P	6/5/2017	1/24/2018	0.00	19,352,563.20	19,352,563.20	38,705,126.40	0.00	0.00	0.00	38,705,126.40	
ALAMEDA	OAKLAND UNIFIED	54/61259-13-005	Charter	P	6/5/2017	1/24/2018	0.00	626,722.20	626,722.20	1,253,444.40	0.00	0.00	0.00	1,253,444.40	
ALAMEDA	OAKLAND UNIFIED	54/61259-13-006	Charter	P	6/5/2017	1/24/2018	0.00	3,037,278.60	3,037,278.60	6,074,557.20	0.00	0.00	0.00	6,074,557.20	
CONTRA COSTA	WEST CONTRA COSTA UNIFIED	54/61796-04-001	Charter	P	6/5/2017	1/24/2018	0.00	6,658,852.50	6,658,852.50	13,317,705.00	0.00	0.00	0.00	13,317,705.00	
CONTRA COSTA	WEST CONTRA COSTA UNIFIED	54/61796-04-002	Charter	P	6/5/2017	1/24/2018	0.00	5,037,607.80	5,037,607.80	10,075,215.60	0.00	0.00	0.00	10,075,215.60	
MARIPOSA	MARIPOSA COUNTY UNIFIED	54/65532-00-001	Charter	P	6/5/2017	1/24/2018	0.00	0.00	1,092,709.80	1,092,709.80	0.00	0.00	0.00	1,092,709.80	
SACRAMENTO	SAN JUAN UNIFIED	54/67447-00-005	Charter	P	6/5/2017	1/24/2018	0.00	0.00	5,974,846.20	5,974,846.20	0.00	0.00	0.00	5,974,846.20	
TULARE	VISALIA UNIFIED	54/72256-00-001	Charter	P	6/5/2017	1/24/2018	0.00	3,378,707.10	3,378,707.10	6,757,414.20	0.00	0.00	0.00	6,757,414.20	
TULARE	VISALIA UNIFIED	54/72256-00-002	Charter	P	6/5/2017	1/24/2018	0.00	5,195,620.80	5,195,620.80	10,391,241.60	0.00	0.00	0.00	10,391,241.60	
TULARE	VISALIA UNIFIED	54/72256-00-003	Charter	P	6/5/2017	1/24/2018	0.00	2,169,537.30	2,169,537.30	4,339,074.60	0.00	0.00	0.00	4,339,074.60	
TULARE	VISALIA UNIFIED	54/72256-00-004	Charter	P	6/5/2017	1/24/2018	0.00	753,290.10	753,290.10	1,506,580.20	0.00	0.00	0.00	1,506,580.20	
SOLANO	VALLEJO CITY UNIFIED	54/70581-00-006	Charter	P	5/22/2016	2/28/2018	0.00	13,277,356.90	13,277,356.90	26,554,713.80	590,900.00	2,315,550.00	12,651,864.00	10,996,399.80	
SOLANO	VALLEJO CITY UNIFIED	54/70581-00-007	Charter	P	5/22/2016	2/28/2018	0.00	452,842.20	452,842.20	905,684.40	0.00	0.00	905,684.40	0.00	
SAN DIEGO	SAN DIEGO UNIFIED	54/68338-00-004	Charter	P	5/18/2017	2/28/2018	0.00	0.00	5,649,357.60	5,649,357.60	0.00	0.00	0.00	5,649,357.60	
ALAMEDA	OAKLAND UNIFIED	54/61259-12-005	Charter	P	5/26/2017	2/28/2018	0.00	1,673,397.00	1,673,397.00	3,346,794.00	0.00	0.00	0.00	3,346,794.00	
ALAMEDA	OAKLAND UNIFIED	54/61259-12-006	Charter	P	5/26/2017	2/28/2018	0.00	1,701,603.00	1,701,603.00	3,403,206.00	0.00	0.00	0.00	3,403,206.00	
SACRAMENTO	NATOMAS UNIFIED	54/75283-00-008	Charter	P	5/26/2017	2/28/2018	0.00	0.00	2,573,846.10	2,573,846.10	0.00	0.00	2,573,846.10	0.00	
LOS ANGELES	LOS ANGELES UNIFIED	54/64733-00-101	Charter	P	6/2/2017	2/28/2018	0.00	13,850,962.20	13,850,962.20	27,701,924.40	0.00	0.00	0.00	27,701,924.40	
ALAMEDA	OAKLAND UNIFIED	54/61259-00-011	Charter	P	6/2/2017	2/28/2018	0.00	9,184,988.70	9,184,988.70	18,369,977.40	0.00	0.00	0.00	18,369,977.40	
SAN DIEGO	SAN DIEGO UNIFIED	54/68338-00-008	Charter	P	6/2/2017	2/28/2018	0.00	0.00	15,156,028.80	15,156,028.80	0.00	0.00	0.00	15,156,028.80	
SANTA CLARA	MORGAN HILL UNIFIED	54/69583-00-002	Charter	P	6/5/2017	2/28/2018	0.00	6,209,740.80	6,209,740.80	12,419,481.60	0.00	0.00	0.00	12,419,481.60	
SAN DIEGO	CAJON VALLEY UNION ELEMENTARY	54/67991-00-002	Charter	P	6/5/2017	2/28/2018	0.00	2,365,949.70	2,365,949.70	4,731,899.40	0.00	0.00	0.00	4,731,899.40	
SAN DIEGO	CAJON VALLEY UNION ELEMENTARY	54/67991-00-003	Charter	P	6/5/2017	2/28/2018	0.00	1,567,601.10	1,567,601.10	3,135,202.20	0.00	0.00	0.00	3,135,202.20	
SANTA CLARA	EAST SIDE UNION HIGH	54/69427-00-005	Charter	P	6/5/2017	2/28/2018	0.00	13,973,119.20	13,973,119.20	27,946,238.40	0.00	0.00	0.00	27,946,238.40	
SANTA CLARA	EAST SIDE UNION HIGH	54/69427-00-006	Charter	P	6/5/2017	2/28/2018	0.00	246,867.30	246,867.30	493,734.60	0.00	0.00	0.00	493,734.60	
SAN DIEGO	CAJON VALLEY UNION ELEMENTARY	54/67991-00-001	Charter	P	6/5/2017	2/28/2018	0.00	4,381,450.20	4,381,450.20	8,762,900.40	0.00	0.00	0.00	8,762,900.40	
ALAMEDA	OAKLAND UNIFIED	54/61259-00-010	Charter	P	6/5/2017	2/28/2018	0.00	10,227,982.50	10,227,982.50	20,455,965.00	0.00	0.00	0.00	20,455,965.00	
SACRAMENTO	SAN JUAN UNIFIED	54/67447-00-006	Charter	P	6/5/2017	2/28/2018	0.00	0.00	5,701,526.10	5,701,526.10	0.00	0.00	0.00	5,701,526.10	
ALAMEDA	OAKLAND UNIFIED	54/61259-13-003	Charter	P	6/5/2017	2/28/2018	0.00	1,103,925.60	1,103,925.60	2,207,851.20	0.00	0.00	0.00	2,207,851.20	
ALAMEDA	OAKLAND UNIFIED	54/61259-13-004	Charter	P	6/5/2017	2/28/2018	0.00	1,176,715.80	1,176,715.80	2,353,431.60	0.00	0.00	0.00	2,353,431.60	
SAN BERNARDINO	SAN BERNARDINO CITY UNIFIED	54/67876-00-004	Charter	P	6/5/2017	2/28/2018	0.00	2,064,591.00	2,064,591.00	4,129,182.00	0.00	0.00	0.00	4,129,182.00	
SACRAMENTO	SACRAMENTO CITY UNIFIED	54/67439-00-007	Charter	P	6/5/2017	2/28/2018	0.00	5,049,542.70	5,049,542.70	10,099,085.40	0.00	0.00	0.00	10,099,085.40	
SACRAMENTO	SACRAMENTO CITY UNIFIED	54/67439-00-008	Charter	P	6/5/2017	2/28/2018	0.00	6,288,725.20	6,288,725.20	12,577,450.40	0.00	0.00	0.00	12,577,450.40	
SAN DIEGO	CHULA VISTA ELEMENTARY	54/68023-00-002	Charter	P	6/5/2017	2/28/2018	0.00	0.00	2,688,022.80	2,688,022.80	0.00	0.00	0.00	2,688,022.80	
SOLANO	VALLEJO CITY UNIFIED	54/70581-00-004	Charter	P	5/22/2017	05/23/2018	0.00	200,755.80	200,755.80	401,511.60	401,511.60	0.00	0.00	0.00	
SOLANO	VALLEJO CITY UNIFIED	54/70581-00-005	Charter	P	5/22/2017	05/23/2018	0.00	8,001,594.70	8,001,594.70	16,003,189.40	2,076,164.03	6,036,845.61	7,820,113.01	70,066.75	
LOS ANGELES	LOS ANGELES UNIFIED	54/64733-00-102	Charter	P	6/1/2017	05/23/2018	0.00	5,109,828.80	5,109,828.80	10,219,657.60	0.00	0.00	0.00	10,219,657.60	
SAN JOAQUIN	TRACY JOINT UNIFIED	54/75499-00-005	Charter	P	6/5/2017	05/23/2018	0.00	0.00	2,341,304.10	2,341,304.10	900,000.00	839,855.10	601,449.00	0.00	
ALAMEDA	HAYWARD UNIFIED	54/61192-02-003	Charter	P	6/5/2017	10/24/2018	0.00	7,006,307.40	7,006,307.40	14,012,614.80	0.00	0.0			

INFORMATION ITEM

SCHOOL FACILITY PROGRAM OFFICE OF PUBLIC SCHOOL CONSTRUCTION FUNDING WORKLOAD LISTING (Applications Received Through December 31, 2018)

The New Construction and Modernization projects on this list represent completed applications awaiting the Office of Public School Construction processing and scheduling to the State Allocation Board.

This list includes future workload that is identified as:

- Pending reflects workload that has been processed by the OPSC but awaiting further information/documentation from the district.
- Reviewing reflects currently being processed by the OPSC.

Pursuant to SFP Regulation Section 1859.95.1, this list also includes applications that were received, but not reviewed by the Office of Public School Construction (OPSC). This list is presented to the State Allocation Board for acknowledgement.

This list is also available on the Internet and is updated on the first and third Fridays of each month.

www.dgs.ca.gov/opsc

SFP APPLICATIONS
New Construction and Charter School Facilities Program
- Workload as of December 31, 2018 -

District	County	Site Name	Application Number	OPSC Date Received	Estimated State Grant (a)	Financial Hardship (b)	Notification Occurred**
Ross Valley	Marin	White Hill Middle	50/75002-00-002	10/28/13	\$ 3,231,322	\$ -	12/4/2017
Pleasant View Elementary	Tulare	Pleasant View Elementary	50/72058-00-003	04/01/14	\$ 451,388	\$ 451,388	1/12/2018
Washington Colony Elementary	Fresno	Washington Colony Elementary	50/62513-00-001	08/20/14	\$ 2,182,944	\$ 2,182,944	2/1/2018
Templeton Unified	San Luis Obispo	Templeton Elementary	50/68841-00-001	08/20/14	\$ 978,993	\$ -	2/1/2018
Dublin Unified	Alameda	J.M. Amador Elementary	50/75093-00-010	09/19/14	\$ 30,095,249	\$ -	3/1/2018
Clovis Unified	Fresno	Sierra Vista Elementary	50/62117-00-020	09/23/14	\$ 311,626	\$ -	3/1/2018
Ripon Unified	San Joaquin	Weston Elementary	50/68650-00-006	09/25/14	\$ 6,566,957	\$ -	3/1/2018
Etiwanda Elementary	San Bernardino	David W. Long Elementary	50/67702-00-014	10/23/14	\$ 1,539,556	\$ -	3/1/2018
Newhall Elementary	Los Angeles	Newhall Elementary	50/64832-00-005	10/30/14	\$ 5,139,703	\$ -	3/1/2018
Newhall Elementary	Los Angeles	Old Orchard Elementary	50/64832-00-006	10/30/14	\$ 4,613,319	\$ -	3/1/2018
Central Unified	Fresno	New High	50/73965-00-018	10/31/14	\$ 46,521,629	\$ -	3/1/2018
Oxnard Elementary	Ventura	Harrington Elementary	50/72538-00-011	11/14/14	\$ 10,354,774	\$ -	9/4/2018
Plaza Elementary	Glenn	Plaza Elementary	50/62638-00-002	12/03/14	\$ 117,939	\$ 117,939	9/4/2018
Liberty Elementary	Tulare	Liberty Elementary	50/71985-00-003	12/03/14	\$ 1,721,086	\$ 1,721,086	9/4/2018
Visalia Unified	Tulare	Redwood High	50/72256-00-028	12/03/14	\$ 7,143,776	\$ -	9/4/2018
Los Banos Unified	Merced	New Middle	50/65755-00-009	12/23/14	\$ 14,960,089	\$ -	10/8/2018
Monterey County Office of Education	Monterey	Salinas Community	50/10272-00-011	12/30/14	\$ 2,541,064	\$ 2,541,064	10/8/2018
Manzanita Elementary	Butte	Manzanita Elementary	50/61499-00-003	12/30/14	\$ 2,866,696	\$ 2,866,696	10/8/2018
Pixley Union Elementary	Tulare	Pixley Elementary	50/72041-00-002	12/30/14	\$ 3,245,795	\$ 3,245,795	10/8/2018
Pixley Union Elementary	Tulare	Pixley Middle	50/72041-00-003	12/30/14	\$ 1,678,242	\$ 1,678,242	10/8/2018
Irvine Unified	Orange	Portola Springs High	50/73650-00-021	01/08/15	\$ 123,721,268	\$ -	11/5/2018
Ducor Union Elementary	Tulare	Ducor Elementary	50/71894-00-002	01/13/15	\$ 2,319,460	\$ -	11/5/2018
Sulphur Springs Union Elementary	Los Angeles	Pinetree Community Elementary	50/65045-00-009	01/28/15	\$ 4,144,353	\$ -	11/5/2018
Oxnard Elementary	Ventura	Drifill Elementary	50/72538-00-012	02/09/15	\$ 1,664,334	\$ -	11/5/2018
McFarland Unified	Kern	New Elementary	50/73908-00-010	02/23/15	\$ 8,595,998	\$ -	11/5/2018
Elk Grove Unified	Sacramento	Dillard Elementary	50/67314-00-044	03/23/15	\$ 5,108,855	\$ -	1/2/2019
Fremont Union High	Santa Clara	Homestead High	50/69468-01-003	03/25/15	\$ 1,976,666	\$ -	1/2/2019
Chaffey Joint Union High	San Bernardino	Rancho Cucamonga High	50/67652-00-016	04/03/15	\$ 1,643,765	\$ -	1/2/2019
Chaffey Joint Union High	San Bernardino	Etiwanda High	50/67652-00-017	04/03/15	\$ 2,157,761	\$ -	1/2/2019
Santa Maria-Bonita	Santa Barbara	Acquistapace	50/69120-00-018	04/10/15	\$ 1,764,277	\$ -	1/2/2019
Santa Maria-Bonita	Santa Barbara	Tommie Knust	50/69120-00-019	04/10/15	\$ 3,887,345	\$ -	1/2/2019
Irvine Unified	Orange	Portola Springs Elementary	50/73650-00-022	04/13/15	\$ 29,839,911	\$ -	1/2/2019
Sulphur Springs Union Elementary	Los Angeles	Valley View Elementary	50/65045-00-010	04/28/15	\$ 5,703,458	\$ -	1/2/2019
Irvine Unified	Orange	Beacon Park	50/73650-00-023	04/29/15	\$ 36,959,900	\$ -	1/2/2019
Chaffey Joint Union High	San Bernardino	Alta Loma High	50/67652-00-018	05/01/15	\$ 2,649,434	\$ -	
Chaffey Joint Union High	San Bernardino	Ontario High	50/67652-00-019	05/07/15	\$ 2,910,144	\$ -	
San Dieguito Union High	San Diego	Pacific Trails Middle	50/68346-00-004	05/08/15	\$ 14,687,083	\$ -	
Burrel Union Elementary	Fresno	Burrel Elementary	50/62042-00-001	05/22/15	\$ 168,978	\$ 168,978	
Temple City Unified	Los Angeles	Doug Sears Learning Center	50/65052-00-002	06/19/15	\$ 452,717	\$ -	
Irvine Unified	Orange	Northwood High (Culinary Arts)	50/73650-00-024	07/22/15	\$ 453,283	\$ -	
Irvine Unified	Orange	Creekside High (Culinary Arts)	50/73650-00-025	07/22/15	\$ 499,337	\$ -	
Sequoia Union High	San Mateo	Menlo-Atherton High	50/69062-01-006	07/29/15	\$ 2,396,850	\$ -	
Alisal Union	Monterey	Bardin Elementary	50/65961-00-009	07/30/15	\$ 1,072,281	\$ 1,072,281	
Solano County Office of Education	Solano	Armijo High	50/10488-00-029	08/03/15	\$ 971,682	\$ 971,682	
Palm Springs Unified	Riverside	Cielo Vista Charter	50/67173-00-004	08/03/15	\$ 964,455	\$ -	

SFP APPLICATIONS
New Construction and Charter School Facilities Program
- Workload as of December 31, 2018 -

District	County	Site Name	Application Number	OPSC Date Received	Estimated State Grant (a)	Financial Hardship (b)	Notification Occurred**
Oxnard Union High	Ventura	Rancho Campana High	50/72546-00-001	08/03/15	\$ 19,776,228	\$ -	
San Marcos Unified	San Diego	Double Peak	50/73791-00-015	08/03/15	\$ 34,823,016	\$ -	
Irvine Unified	Orange	Jeffrey Trail Middle	50/73650-00-026	08/05/15	\$ 1,149,226	\$ -	
Irvine Unified	Orange	Cypress Village Elemetary	50/73650-00-027	08/05/15	\$ 1,300,562	\$ -	
Santa Maria Joint Union High	Santa Barbara	Santa Maria High	50/69310-00-005	08/06/15	\$ 1,396,468	\$ -	
Downey Unified	Los Angeles	Warren High	50/64451-00-012	08/12/15	\$ 904,943	\$ -	
Fresno Unified	Fresno	Baird Middle	50/62166-00-030	08/17/15	\$ 1,600,107	\$ -	
Merced City Elementary	Merced	Charles Wright Elementary	50/65771-00-017	08/17/15	\$ 189,225	\$ -	
Merced City Elementary	Merced	John Muir Elementar	50/65771-00-018	08/17/15	\$ 400,829	\$ -	
Merced City Elementary	Merced	Burbank Elementary	50/65771-00-019	08/17/15	\$ 378,450	\$ -	
Merced City Elementary	Merced	Rivera Elementary	50/65771-00-020	08/17/15	\$ 5,328,632	\$ -	
Sanger Unified	Fresno	Sanger High	50/62414-00-015	08/19/15	\$ 978,373	\$ -	
Brawley Elementary	Imperial	Barbara Worth Junior High	50/63073-00-001	08/25/15	\$ 2,012,933	\$ -	
Larkspur Elementary	Marin	The Cove	50/65367-00-001	08/28/15	\$ 1,545,351	\$ -	
Dehesa	San Diego	Dehesa Elementary	50/68049-00-001	08/31/15	\$ 2,450,571	\$ -	
Fremont Unified	Alameda	Azeveda (Joseph) Elementary	50/61176-00-005	09/18/15	\$ 1,352,221	\$ -	
Fremont Unified	Alameda	Mattos (John G.) Elementary	50/61176-00-006	09/18/15	\$ 1,391,882	\$ -	
Santa Maria Joint Union High	Santa Barbara	Pioneer Valley High	50/69310-00-006	09/18/15	\$ 3,300,368	\$ -	
Clovis Unified	Fresno	Temperance Clinton Elementary	50/62117-00-021	09/22/15	\$ 11,554,700	\$ -	
Newport-Mesa Unified	Orange	Newport Harbor High	50/66597-00-019	09/22/15	\$ 2,006,783	\$ -	
Victor Elementary	San Bernardino	Arrowhead Elementary	50/67918-00-010	09/28/15	\$ 8,890,173	\$ -	
Grossmont Union High	San Diego	Monte Vista High	50/68130-12-007	10/01/15	\$ 2,497,982	\$ -	
Riverdale Joint Unified	Fresno	Riverdale High	50/75408-00-001	10/01/15	\$ 1,916,025	\$ -	
Sanger Unified	Fresno	Madison Elementary	50/62414-00-016	10/05/15	\$ 1,117,400	\$ -	
Ventura County Office Of Education	Ventura	Gateway Community	50/10561-00-004	10/09/15	\$ 621,901	\$ 621,901	
Shiloh Elementary	Stanislaus	Shiloh Elementary	50/71274-00-001	10/19/15	\$ 2,637,229	\$ 2,637,229	
Fremont Unified	Alameda	Irvington High	50/61176-00-007	10/29/15	\$ 4,926,653	\$ -	
Grossmont Union High	San Diego	Valhala High	50/68130-12-008	10/29/15	\$ 3,858,896	\$ -	
Chico Unified	Butte	Marsh (Harry M.) Junior High	50/61424-00-004	10/30/15	\$ 1,359,460	\$ -	
Chico Unified	Butte	Marsh (Harry M.) Junior High	50/61424-00-005	10/30/15	\$ 779,623	\$ -	
Chico Unified	Butte	Chico Junior High	50/61424-00-006	10/30/15	\$ 1,349,660	\$ -	
Salinas Union High	Monterey	New High #5	50/66159-00-006	10/30/15	\$ 29,477,632	\$ -	
Palm Springs Unified	Riverside	Raymond Cree Middle	50/67173-00-005	10/30/15	\$ 2,932,202	\$ -	
Elk Grove Unified	Sacramento	Anatolia II Elementary	50/67314-00-045	10/30/15	\$ 11,103,115	\$ -	
Orange County Office of Education	Orange	Community School #9	50/10306-00-019	11/02/15	\$ 8,467,056	\$ 8,467,056	
Grossmont Union High	San Diego	Granite Hills High	50/68130-12-009	11/02/15	\$ 2,051,438	\$ -	
Centinela Valley Union High	Los Angeles	Lawndale High	50/64352-00-005	11/13/15	\$ 4,589,460	\$ -	
Sundale Union Elementary	Tulare	Sundale Elementary	50/72173-00-006	11/20/15	\$ 655,814	\$ 655,814	
Oak Valley Union Elementary	Tulare	Oak Valley Elementary	50/72017-00-005	12/01/15	\$ 154,982	\$ 154,982	
Rocklin Unified	Placer	Granite Oaks Middle	50/75085-00-013	12/29/15	\$ 3,481,565	\$ -	
Roseville City Elementary	Placer	W-70 Elementary	50/66910-00-014	01/27/16	\$ 9,632,057	\$ -	
Raisin City Elementary	Fresno	Raisin City Elementary	50/62380-00-001	03/10/16	\$ 3,535,707	\$ 3,535,707	
Visalia Unified	Tulare	New Visalia Middle	50/72256-00-029	03/29/16	\$ 15,096,058	\$ -	
Porterville Unified	Tulare	Belleview Elementary	50/75523-00-007	03/29/16	\$ 3,236,061	\$ -	
Sequoia Union High	San Mateo	Sequoia High	50/69062-00-014	04/05/16	\$ 453,283	\$ -	

SFP APPLICATIONS
New Construction and Charter School Facilities Program
- Workload as of December 31, 2018 -

District	County	Site Name	Application Number	OPSC Date Received	Estimated State Grant (a)	Financial Hardship (b)	Notification Occurred**
Sequoia Union High	San Mateo	Carlmont High	50/69062-00-015	04/06/16	\$ 5,162,761	\$ -	
Clay Joint Elementary	Fresno	Clay Elementary	50/62109-00-002	04/11/16	\$ 28,870	\$ 28,870	
Natomas Unified	Sacramento	Natomas Star Academy Charter	50/75283-00-015	04/12/16	\$ 8,792,567	\$ -	
San Ramon Valley Unified	Contra Costa	Dougherty Valley High	50/61804-00-041	04/14/16	\$ 4,048,034	\$ -	
Sanger Unified	Fresno	John Wash	50/62414-00-017	04/25/16	\$ 2,221,535	\$ -	
Downey Unified	Los Angeles	Warren High	50/64451-00-013	04/25/16	\$ 1,390,932	\$ -	
San Ramon Valley Unified	Contra Costa	Bella Vista Elementary	50/61804-00-040	05/06/16	\$ 10,890,387	\$ -	
Chaffey Joint Union High	San Bernardino	Chaffey High	50/67652-00-020	05/12/16	\$ 13,256,842	\$ -	
Irvine Unified	Orange	Portola Springs Elementary	50/73650-00-028	06/01/16	\$ 1,421,676	\$ -	
Santa Rita Union Elementary	Monterey	Kantro K-8 Site	50/66191-00-008	06/02/16	\$ 1,110,400	\$ 1,110,400	
Santa Rita Union Elementary	Monterey	Sbrana K-5 Site	50/66191-00-009	06/02/16	\$ 721,760	\$ 721,760	
Sequoia Union High	San Mateo	Sequoia High	50/69062-00-016	06/28/16	\$ 6,806,310	\$ -	
Santa Rita Union Elementary	Monterey	Bolsa Knolls Middle	50/66191-00-010	07/01/16	\$ 1,806,969	\$ 1,806,969	
Sequoia Union High	San Mateo	Menlo-Atherton High	50/69062-01-007	07/14/16	\$ 5,589,541	\$ -	
Alisal Union	Monterey	Frank Paul Elementary	50/65961-00-010	07/18/16	\$ 3,651,342	\$ -	
Atwater Elementary	Merced	Thomas Olaeta Elementary	50/65631-00-003	07/22/16	\$ 294,744	\$ -	
Atwater Elementary	Merced	Shaffer Elementary	50/65631-00-004	07/22/16	\$ 315,430	\$ -	
Elk Grove Unified	Sacramento	Laguna Ridge North Elementary	50/67314-00-046	07/22/16	\$ 14,169,483	\$ -	
Bonsall Unified	San Diego	Norman L. Sullivan Middle	50/76851-00-001	07/22/16	\$ 3,649,982	\$ -	
William S. Hart Union High	Los Angeles	Canyon High	50/65136-00-011	07/25/16	\$ 2,169,718	\$ -	
Fresno Unified	Fresno	Figarden Elementary	50/62166-00-031	07/27/16	\$ 5,565,448	\$ -	
Irvine Unified	Orange	Cypress Village Elementary	50/73650-00-029	08/01/16	\$ 876,147	\$ -	
Irvine Unified	Orange	PA 5B Elementary	50/73650-00-030	08/01/16	\$ 49,184,798	\$ -	
Temple City Unified	Los Angeles	Temple City High	50/65052-00-003	08/02/16	\$ 4,985,620	\$ -	
Palm Springs Unified	Riverside	Katherine Finchy Elementary	50/67173-00-006	08/03/16	\$ 419,780	\$ -	
Palm Springs Unified	Riverside	Landau Elementary	50/67173-00-007	08/03/16	\$ 1,735,747	\$ -	
Palm Springs Unified	Riverside	Rio Vista Elementary	50/67173-00-008	08/03/16	\$ 319,070	\$ -	
Palm Springs Unified	Riverside	Sunny Sands Elementary	50/67173-00-009	08/03/16	\$ 773,042	\$ -	
Palm Springs Unified	Riverside	Cabot Yerxa Elementary	50/67173-00-010	08/03/16	\$ 356,574	\$ -	
Palm Springs Unified	Riverside	Cathedral City Elementary	50/67173-00-011	08/03/16	\$ 695,316	\$ -	
Palm Springs Unified	Riverside	Bella Vista Elementary	50/67173-00-012	08/03/16	\$ 531,104	\$ -	
Perris Elementary	Riverside	Clearwater Elementary	50/67199-00-012	08/05/16	\$ 13,608,405	\$ -	
Bakersfield City Elementary	Kern	Voorhies Elementary	50/63321-00-030	08/11/16	\$ 3,229,377	\$ -	
Azusa Unified	Los Angeles	Ellington (Alice M.) Elementary	50/64279-00-001	08/11/16	\$ 70,113	\$ -	
Fairfield-Suisun Unified	Solano	Public Safety Academy	50/70540-00-026	08/11/16	\$ 1,885,017	\$ -	
Palm Springs Unified	Riverside	Two Bunch Palms Elementary	50/67173-00-013	08/12/16	\$ 334,328	\$ -	
Panama-Buena Vista Union	Kern	Sing Lum Elementary	50/63362-00-040	08/15/16	\$ 8,988,375	\$ -	
Etiwanda Elementary	San Bernardino	Elementary #13	50/67702-00-015	08/15/16	\$ 15,179,007	\$ -	
Guadalupe Union Elementary	Santa Barbara	New Middle	50/69203-00-001	08/15/16	\$ 9,470,146	\$ 9,470,146	
Natomas Unified	Sacramento	Bannon Creek Elementary	50/75283-00-016	08/16/16	\$ 5,341,955	\$ -	
Burlingame	San Mateo	Burlingame Intermediate	50/68882-00-003	08/18/16	\$ 4,337,469	\$ -	
Burlingame	San Mateo	Hoover Elementary	50/68882-00-004	08/18/16	\$ 5,995,695	\$ -	
Riverside Unified	Riverside	Riverside STEM Academy	50/67215-00-026	08/24/16	\$ 452,717	\$ -	
Riverside Unified	Riverside	Jefferson Elementary	50/67215-00-027	08/24/16	\$ 311,237	\$ -	
Riverside Unified	Riverside	Castle View Elementary	50/67215-00-028	08/24/16	\$ 311,237	\$ -	

SFP APPLICATIONS
New Construction and Charter School Facilities Program
- Workload as of December 31, 2018 -

District	County	Site Name	Application Number	OPSC Date Received	Estimated State Grant (a)	Financial Hardship (b)	Notification Occurred**
Fremont Unified	Alameda	Warm Springs Elementary	50/61176-00-008	08/29/16	\$ 4,143,412	\$ -	
Liberty Union High	Contra Costa	Liberty High	50/61721-00-006	09/14/16	\$ 2,748,797	\$ -	
Whittier City Elementary	Los Angeles	Wallen L. Andrews Elementary	50/65110-00-009	09/15/16	\$ 2,325,066	\$ -	
Whittier City Elementary	Los Angeles	Phelan (Daniel) Elementary	50/65110-00-010	09/16/16	\$ 680,996	\$ -	
Kerman Unified	Fresno	Kerman Middle	50/73999-00-008	09/21/16	\$ 296,785	\$ -	
Madera Unified	Madera	New K-6 Elementary	50/65243-00-010	09/29/16	\$ 11,445,005	\$ -	
Capistrano Unified	Orange	San Clemente High	50/66464-00-020	10/25/16	\$ 8,592,144	\$ -	
Capistrano Unified	Orange	San Juan Hills High	50/66464-00-021	10/25/16	\$ 8,115,189	\$ -	
Pioneer Union Elementary	Kings	Pioneer Elementary	50/63990-00-003	10/26/16	\$ 4,337,647	\$ -	
Merced City Elementary	Merced	Peterson Elementary	50/65771-00-021	10/26/16	\$ 713,510	\$ -	
Bayshore Elementary	San Mateo	Bayshore Elementary	50/68858-00-001	10/26/16	\$ 2,575,585	\$ -	
Los Banos Unified	Merced	Mercey Springs Elementary	50/65755-00-010	10/27/16	\$ 4,733,373	\$ -	
Chaffey Joint Union High	San Bernardino	Rancho Cucamonga High	50/67652-00-021	10/27/16	\$ 1,619,213	\$ -	
Fresno Unified	Fresno	Turner Elementary	50/62166-00-032	10/28/16	\$ 2,681,414	\$ -	
Sanger Unified	Fresno	Sanger Academy Charter	50/62414-00-018	10/28/16	\$ 1,519,111	\$ -	
Manteca Unified	San Joaquin	Shasta Elementary	50/68593-00-024	10/28/16	\$ 2,210,445	\$ -	
Manteca Unified	San Joaquin	Lathrop Elementary	50/68593-00-025	10/28/16	\$ 2,782,724	\$ -	
Manteca Unified	San Joaquin	Sequoia Elementary	50/68593-00-026	10/28/16	\$ 2,302,306	\$ -	
Central Union High	Imperial	Phoenix Rising High	50/63115-00-001	10/31/16	\$ 469,996	\$ -	
Heber Elementary	Imperial	Dogwood Elementary	50/63131-00-005	10/31/16	\$ 1,938,209	\$ 1,938,209	
Sequoia Union High	San Mateo	Menlo-Atherton High	50/69062-00-017	10/31/16	\$ 3,032,044	\$ -	
Ceres Unified	Stanislaus	Ceres High	50/71043-00-033	10/31/16	\$ 1,529,877	\$ -	
Windsor Unified	Sonoma	Windsor Oaks Academy	50/75358-00-016	10/31/16	\$ 2,167,755	\$ -	
Dinuba Unified	Tulare	New High	50/75531-00-006	10/31/16	\$ 5,179,575	\$ 5,179,575	
Lancaster Elementary	Los Angeles	Endeavour Middle	50/64667-00-010	11/01/16	\$ 1,402,297	\$ -	
Tipton Elementary	Tulare	Tipton Elementary	50/72215-00-002	11/22/16	\$ 2,548,113	\$ 2,548,113	
Long Beach Unified	Los Angeles	Browning High	50/64725-00-019	12/12/16	\$ 14,094,276	\$ -	
Santa Maria-Bonita	Santa Barbara	Ida Redmond Taylor Elementary	50/69120-00-020	12/19/16	\$ 1,732,224	\$ -	
Santa Maria-Bonita	Santa Barbara	Liberty Elementary	50/69120-00-021	12/19/16	\$ 1,732,224	\$ -	
William S. Hart Union High	Los Angeles	Castaic High	50/65136-00-012	12/29/16	\$ 64,405,723	\$ -	
Folsom-Cordova Unified	Sacramento	Sundahl (Carl H.) Elementary	50/67330-21-009	01/06/17	\$ 6,088,796	\$ -	
Greenfield Union Elementary	Monterey	Apple Avenue Elementary	50/66035-00-002	01/07/17	\$ 2,345,428	\$ 2,345,428	
Corcoran Joint Unified	Kings	John Muir Middle	50/63891-00-001	01/13/17	\$ 750,830	\$ -	
Natomas Unified	Sacramento	Westlake K-8 Charter	50/75283-00-017	01/13/17	\$ 17,136,100	\$ -	
Perris Union High	Riverside	High School #4	50/67207-00-010	01/19/17	\$ 51,487,315	\$ -	
Pacific Elementary	Santa Cruz	Pacific Elementary	50/69781-00-001	01/20/17	\$ 111,040	\$ 111,040	
Pacific Elementary	Santa Cruz	Pacific Elementary	50/69781-00-002	01/20/17	\$ 111,040	\$ 111,040	
Arvin Union Elementary	Kern	Sierra Vista Elementary	50/63313-00-003	01/26/17	\$ 3,734,020	\$ -	
Visalia Unified	Tulare	Riverway Elementary	50/72256-00-030	01/26/17	\$ 11,114,715	\$ -	
Natomas Unified	Sacramento	Heron Elementary	50/75283-00-018	02/03/17	\$ 3,124,919	\$ -	
Natomas Unified	Sacramento	Discovery High	50/75283-00-019	02/03/17	\$ 518,124	\$ -	
Pomona Unified	Los Angeles	Philadelphia Elementary	50/64907-00-032	02/06/17	\$ 2,330,783	\$ -	
Corcoran Joint Unified	Kings	Mark Twain Elementary	50/63891-00-002	02/07/17	\$ 1,327,950	\$ -	
Los Molinos Unified	Tehama	Los Molinos Elementary	50/71571-00-001	02/07/17	\$ 553,824	\$ 553,824	
Stockton Unified	San Joaquin	El Dorado Elementary	50/68676-04-002	02/09/17	\$ 423,811	\$ -	

SFP APPLICATIONS
New Construction and Charter School Facilities Program
- Workload as of December 31, 2018 -

District	County	Site Name	Application Number	OPSC Date Received	Estimated State Grant (a)	Financial Hardship (b)	Notification Occurred**
Sequoia Union Elementary	Tulare	Sequoia Elementary	50/72116-00-002	02/24/17	\$ 427,885	\$ 427,885	
Jurupa Unified	Riverside	New K-8 School #5	50/67090-00-012	03/07/17	\$ 15,507,131	\$ -	
William S. Hart Union High	Los Angeles	Saugus High	50/65136-00-013	03/10/17	\$ 1,505,563	\$ -	
Buena Vista Elementary	Tulare	Buena Vista Elementary	50/71829-00-003	03/15/17	\$ 2,966,043	\$ 2,966,043	
Capistrano Unified	Orange	Esencia K-8	50/66464-00-022	03/22/17	\$ 35,047,431	\$ -	
Scotts Valley Unified	Santa Cruz	Scotts Valley Middle	50/75432-00-001	04/20/17	\$ 5,317,001	\$ -	
Downey Unified	Los Angeles	Stauffer Middle	50/64451-00-014	04/21/17	\$ 2,784,640	\$ -	
Elk Grove Unified	Sacramento	East Franklin Elementary	50/67314-00-047	04/24/17	\$ 14,783,137	\$ -	
Chula Vista Elementary	San Diego	Saburo Muraoka Elementary	50/68023-00-012	04/26/17	\$ 17,912,631	\$ -	
Capistrano Unified	Orange	Tesoro High	50/66464-00-023	05/05/17	\$ 7,841,392	\$ -	
Brittan Elementary	Sutter	Brittan Elementary	50/71357-00-002	05/05/17	\$ 4,097,432	\$ 4,097,432	
Downey Unified	Los Angeles	Stauffer Middle	50/64451-00-015	05/08/17	\$ 2,332,553	\$ -	
Kern High	Kern	Foothill High	50/63529-00-009	05/17/17	\$ 968,944	\$ -	
Los Angeles Unified	Los Angeles	Rise Kohyang Middle	54/64733-00-103	05/30/17	\$ 21,222,058	\$ -	
Lammersville Joint Unified	San Joaquin	Peter Hansen Elementary	50/76760-00-007	06/07/17	\$ 11,873,345	\$ -	
Ackerman Elementary	Placer	Bowman Elementary	50/66761-00-003	06/16/17	\$ 1,068,193	\$ -	
Standard Elementary	Kern	Standard Middle	50/63792-00-002	06/22/17	\$ 2,065,579	\$ -	
Farmersville Unified	Tulare	Farmersville High	50/75325-00-008	06/23/17	\$ 1,926,790	\$ 1,926,790	
Imperial Unified	Imperial	Cross Elementary	50/63164-00-006	07/03/17	\$ 11,889,879	\$ -	
Palm Springs Unified	Riverside	Agua Caliente Elementary	50/67173-00-014	07/06/17	\$ 4,873,871	\$ -	
Pierce Joint Unified	Colusa	Pierce High	50/61614-00-004	07/07/17	\$ 1,480,857	\$ -	
Jurupa Unified	Riverside	Sunnyslope Elementary	50/67090-00-013	07/12/17	\$ 2,722,065	\$ -	
Oxnard Elementary	Ventura	Lemonwood Elementary	50/72538-00-013	07/19/17	\$ 12,225,183	\$ -	
Sacramento County Office of Education	Sacramento	New Community School	50/10348-00-003	07/25/17	\$ 404,846	\$ 404,846	
Dublin Unified	Alameda	Dougherty Elementary	50/75093-00-011	07/28/17	\$ 1,998,741	\$ -	
Poway Unified	San Diego	Stone Ranch Elementary	50/68296-00-022	08/01/17	\$ 6,508,805	\$ -	
Riverside Unified	Riverside	John F. Kennedy Elementary	50/67215-00-029	08/02/17	\$ 315,887	\$ -	
Riverside Unified	Riverside	Emerson Elementary	50/67215-00-030	08/02/17	\$ 315,887	\$ -	
Chawanakee Unified	Madera	Hillside Elementary	50/75606-00-002	08/02/17	\$ 12,565,858	\$ -	
Menifee Union Elementary	Riverside	Elementary School #10	50/67116-00-014	08/03/17	\$ 14,544,346	\$ -	
Sequoia Union High	San Mateo	Redwood High	50/69062-00-018	08/03/17	\$ 2,218,255	\$ -	
Irvine Unified	Orange	Portola Springs Elementary	50/73650-00-031	08/03/17	\$ 948,994	\$ -	
Dublin Unified	Alameda	Cottonwood Creek Elementary	50/75093-00-012	08/07/17	\$ 22,789,083	\$ -	
Corona-Norco Unified	Riverside	Augustine Ramirez Intermediate	50/67033-00-040	08/08/17	\$ 1,009,935	\$ -	
William S. Hart Union High	Los Angeles	Placerita Junior High	50/65136-00-014	08/09/17	\$ 2,890,803	\$ -	
Alisal Union	Monterey	Fremont Elementary	50/65961-00-011	08/10/17	\$ 7,231,447	\$ -	
Hesperia Unified	San Bernardino	Maple Elementary	50/75044-00-035	08/10/17	\$ 648,182	\$ -	
Murrieta Valley Unified	Riverside	Vista Murrieta High	50/75200-00-024	08/11/17	\$ 5,794,403	\$ -	
Porterville Unified	Tulare	Porterville High	50/75523-00-008	08/11/17	\$ 906,565	\$ -	
Porterville Unified	Tulare	Monache High	50/75523-00-009	08/11/17	\$ 2,525,778	\$ -	
Lamont Elementary	Kern	Myrtle Avenue Elementary	50/63560-00-001	08/14/17	\$ 248,990	\$ -	
Western Placer Unified	Placer	Lincoln High	50/66951-00-009	08/14/17	\$ 2,965,340	\$ -	
Sanger Unified	Fresno	Ronald W. Reagan Elementary	50/62414-00-019	08/15/17	\$ 576,555	\$ -	
Sanger Unified	Fresno	Sequoia Elementary	50/62414-00-020	08/15/17	\$ 972,351	\$ -	
Sanger Unified	Fresno	Washington Academic Middle	50/62414-00-021	08/15/17	\$ 83,348	\$ -	

SFP APPLICATIONS
New Construction and Charter School Facilities Program
- Workload as of December 31, 2018 -

District	County	Site Name	Application Number	OPSC Date Received	Estimated State Grant (a)	Financial Hardship (b)	Notification Occurred**
Bakersfield City Elementary	Kern	Voorhies Elementary	50/63321-00-031	08/15/17	\$ 1,330,267	\$ -	
Escondido Union Elementary	San Diego	Mission Middle	50/68098-00-007	08/15/17	\$ 3,500,559	\$ -	
Old Adobe Union Elementary	Sonoma	Loma Vista Immersion Academy	50/70847-00-003	08/15/17	\$ 1,363,324	\$ -	
Natomas Unified	Sacramento	Natomas Park Elementary	50/75283-00-020	08/15/17	\$ 3,086,656	\$ -	
Martinez Unified	Contra Costa	Alhambra Senior High	50/61739-00-003	08/16/17	\$ 2,742,337	\$ -	
Escondido Union	San Diego	Quantum Academy	50/68098-00-008	08/16/17	\$ 1,410,545	\$ -	
Fremont Unified	Alameda	Brookvale Elementary	50/61176-00-009	08/17/17	\$ 2,518,817	\$ -	
Fremont Unified	Alameda	Patterson Elementary	50/61176-00-010	08/17/17	\$ 2,526,392	\$ -	
Alameda City Unified	Alameda	Frank Otis Elementary	50/61119-00-001	08/18/17	\$ 2,195,724	\$ -	
McCabe Union Elementary	Imperial	Corfman Middle	50/63180-00-004	08/18/17	\$ 706,996	\$ -	
Natomas Unified	Sacramento	Natomas Pacific Pathways Prep Middle	50/75283-00-021	08/18/17	\$ 3,948,395	\$ -	
Jurupa Unified	Riverside	New K-8 School #5	50/67090-00-014	08/23/17	\$ 3,581,554	\$ -	
Placer Union High	Placer	Del Oro High	50/66894-00-006	08/24/17	\$ 14,245,259	\$ -	
Cutler-Orosi Joint Unified	Tulare	Orosi High	50/71860-00-006	08/24/17	\$ 3,431,530	\$ -	
Irvine Unified	Orange	Rancho San Joaquin Middle	50/73650-00-032	08/24/17	\$ 10,223,148	\$ 10,223,148	
Merced City Elementary	Merced	Ada Givens Elementary	50/65771-00-022	08/25/17	\$ 1,205,026	\$ -	
Sacramento City Unified	Sacramento	Kit Carson Middle	50/67439-00-004	08/30/17	\$ 1,970,132	\$ -	
Capay Joint Union Elementary	Glenn	Capay Joint Union Elementary	50/62554-00-001	09/01/17	\$ 2,070,382	\$ 2,070,382	
Palo Verde Union Elementary	Tulare	Palo Verde Elementary	50/72033-00-004	09/01/17	\$ 61,069	\$ 61,069	
Irvine Unified	Orange	Heritage Field K-8	50/73650-00-033	09/06/17	\$ 41,372,337	\$ -	
Bakersfield City Elementary	Kern	Stella Hills Elementary	50/63321-00-032	09/14/17	\$ 3,229,025	\$ -	
Bakersfield City Elementary	Kern	Evergreen Elementary	50/63321-00-033	09/15/17	\$ 1,457,130	\$ -	
Weaver Union	Merced	Weaver Middle	50/65862-00-002	09/15/17	\$ 4,595,737	\$ -	
Heber Elementary	Imperial	Heber Elementary	50/63131-00-007	09/18/17	\$ 3,014,314	\$ -	
Raymond-Knowles Union Elementary	Madera	Raymond-Knowles Elementary	50/65276-00-001	09/19/17	\$ 197,883	\$ 197,883	
Burbank Unified	Los Angeles	Bret Harte Elementary	50/64337-00-003	09/21/17	\$ 630,828	\$ -	
Saugus Union	Los Angeles	West Creek Academy	50/64998-00-019	09/27/17	\$ 3,699,651	\$ -	
Maple Elementary	Kern	Maple Elementary	50/63610-00-002	09/29/17	\$ 1,023,481	\$ 1,023,481	
Banta Elementary	San Joaquin	Banta Elementary	50/68486-00-003	09/29/17	\$ 196,978	\$ 196,978	
Hanford Elementary	Kings	Monroe Elementary	50/63917-00-003	10/03/17	\$ 448,984	\$ -	
Greenfield Union Elementary	Monterey	Mary Chapa Literacy and Technology Academy	50/66035-00-003	10/03/17	\$ 749,769	\$ 749,769	
Antelope Elementary	Tehama	Antelope Elementary	50/71472-00-001	10/06/17	\$ 38,695	\$ -	
Antelope Elementary	Tehama	Antelope Elementary	50/71472-00-002	10/06/17	\$ 38,695	\$ -	
Antelope Elementary	Tehama	Antelope Elementary	50/71472-00-003	10/06/17	\$ 38,695	\$ -	
Antelope Elementary	Tehama	Antelope Elementary	50/71472-00-004	10/06/17	\$ 218,001	\$ -	
Palo Alto Unified	Santa Clara	Henry M. Gunn High	50/69641-00-003	10/11/17	\$ 3,238,427	\$ -	
Milpitas Unified	Santa Clara	Mabel Mattos Elementary	50/73387-00-001	10/12/17	\$ 16,845,997	\$ -	
Firebaugh-Las Deltas Joint Unified	Fresno	Arthur E. Mills Intermediate	50/73809-00-005	10/12/17	\$ 397,254	\$ -	
Panama-Buena Vista Union	Kern	Dolores S. Whitley Elementary	50/63362-00-041	10/16/17	\$ 12,071,259	\$ -	
Folsom-Cordova Unified	Sacramento	Sutter Middle	50/67330-21-010	10/16/17	\$ 6,584,059	\$ -	
Folsom-Cordova Unified	Sacramento	Oak Chan Elementary	50/67330-21-011	10/16/17	\$ 8,445,042	\$ -	
Lancaster Elementary	Los Angeles	Linda Verde Elementary	50/64667-00-011	10/17/17	\$ 1,115,805	\$ -	
Southern Humboldt Joint Unified	Humboldt	South Fork Junior - Senior High	50/63040-00-001	10/18/17	\$ 1,360,522	\$ -	
Southern Humboldt Joint Unified	Humboldt	Redway Elementary	50/63040-00-002	10/18/17	\$ 896,296	\$ -	
Greenfield Union Elementary	Monterey	Apple Avenue Elementary	50/66035-00-002	10/19/17	\$ 9,381,712	\$ 9,381,712	

SFP APPLICATIONS
New Construction and Charter School Facilities Program
- Workload as of December 31, 2018 -

District	County	Site Name	Application Number	OPSC Date Received	Estimated State Grant (a)	Financial Hardship (b)	Notification Occurred**
Central Unified	Fresno	Hahn Phan Tilley	50/73965-00-019	10/23/17	\$ 11,679,644	\$ -	
Hollister Elementary	San Benito	Santana Ranch Elementary TK-8	50/67470-00-003	10/26/17	\$ 2,061,901	\$ 2,061,901	
Santa Paula Unified	Ventura	East Area 1	50/76828-00-001	10/27/17	\$ 24,572,839	\$ -	
Fremont Unified	Alameda	Lila Bringham Elementary	50/61176-00-011	10/31/17	\$ 32,667,294	\$ -	
San Benito High	San Benito	San Benito High	50/67538-00-002	10/31/17	\$ 5,002,975	\$ -	
San Marcos Unified	San Diego	Alvin M Dunn Elementary	50/73791-00-016	10/31/17	\$ 8,926,096	\$ -	
Dinuba Unified	Tulare	New High	50/75531-00-007	10/31/17	\$ 1,195,768	\$ 1,195,768	
Wiseburn Unified	Los Angeles	Wiseburn High	50/76869-00-001	10/31/17	\$ 963,069	\$ -	
San Marcos Unified	San Diego	Alvin M Dunn Elementary	50/73791-00-017	11/03/17	\$ 433,316	\$ -	
Oxnard Elementary	Ventura	Thurgood Marshall Elementary	50/72538-00-014	11/13/17	\$ 4,113,728	\$ -	
Lammersville Joint Unified	San Joaquin	Mountain House High	50/76760-00-008	11/29/17	\$ 4,515,588	\$ -	
Millville Elementary	Shasta	Millville Elementary	50/70052-00-002	12/04/17	\$ 387,910	\$ 387,910	
Hollister Elementary	San Benito	Sunnyslope Elementary	50/67470-00-004	12/07/17	\$ 5,060,372	\$ -	
Wasco Union Elementary	Kern	Teresa Burke Elementary	50/63842-00-004	12/11/17	\$ 926,805	\$ -	
Ceres Unified	Stanislaus	Central Valley High	50/71043-00-034	12/14/17	\$ 2,348,896	\$ -	
Beaumont Unified	Riverside	Starlight Elementary	50/66993-00-019	12/19/17	\$ 13,448,499	\$ -	
Kerman Unified	Fresno	Kerman High	50/73999-00-009	12/19/17	\$ 8,430,953	\$ -	
Santa Maria Joint Union High	Santa Barbara	Ernest Righetti High	50/69310-00-007	12/21/17	\$ 16,425,817	\$ -	
Irvine Unified	Orange	Stone Creek Elementary	50/73650-00-034	12/26/17	\$ 681,602	\$ -	
Fremont Unified	Alameda	American High	50/61176-00-012	01/02/18	\$ 8,941,241	\$ -	
Merced City Elementary	Merced	Franklin Elementary	50/65771-00-023	01/04/18	\$ 1,254,719	\$ -	
Butteville Union Elementary	Siskiyou	Butteville Elementary	50/70201-00-002	01/08/18	\$ 794,536	\$ -	
Menifee Union Elementary	Riverside	Elementary #14	50/67116-00-015	01/10/18	\$ 13,764,919	\$ -	
Rio Elementary	Ventura	Rio Steam K-8	50/72561-00-006	01/12/18	\$ 12,743,164	\$ -	
Redondo Beach Unified	Los Angeles	Redondo Union High	50/75341-00-001	01/16/18	\$ 2,646,278	\$ -	
San Ramon Valley Unified	Contra Costa	Stone Valley Middle	50/61804-00-042	01/17/18	\$ 2,259,928	\$ -	
Monson-Sultana Joint Union Elementary	Tulare	Monson-Sultana Elementary	50/72009-00-002	01/22/18	\$ 189,699	\$ 189,699	
Escondido Union	San Diego	Central Elementary	50/68098-00-009	01/23/18	\$ 3,704,661	\$ -	
Fairfield-Suisun Unified	Solano	Public Safety Academy	50/70540-00-027	01/25/18	\$ 4,803,198	\$ -	
Irvine Unified	Orange	Creekside High	50/73650-00-035	01/25/18	\$ 1,579,717	\$ -	
Irvine Unified	Orange	Sierra Vista Middle	50/73650-00-036	01/25/18	\$ 1,572,100	\$ -	
Irvine Unified	Orange	South Lake Middle	50/73650-00-037	01/25/18	\$ 870,227	\$ -	
Southern Kern Unified	Kern	Hamilton Elementary	50/63776-00-002	02/13/18	\$ 11,736,558	\$ 11,736,558	
West Park Elementary	Fresno	West Park Elementary	50/62539-00-001	02/15/18	\$ 528,065	\$ 528,065	
Beaumont Unified	Riverside	Beaumont Senior High	50/66993-00-020	02/20/18	\$ 965,901	\$ -	
Carpinteria Unified	Santa Barbara	Carpinteria Family	50/69146-00-002	02/27/18	\$ 1,382,615	\$ -	
Carpinteria Unified	Santa Barbara	Canalino Elementary	50/69146-00-003	02/27/18	\$ 1,252,982	\$ -	
Irvine Unified	Orange	Eastshore Elementary	50/73650-00-038	03/02/18	\$ 835,854	\$ -	
Irvine Unified	Orange	Venado Middle	50/73650-00-039	03/02/18	\$ 2,231,969	\$ -	
Corona-Norco Unified	Riverside	John Adams Elementary	50/67033-00-041	03/06/18	\$ 3,086,390	\$ -	
Roseville Joint Union High	Placer	New High School #6	50/66928-00-008	03/12/18	\$ 26,629,500	\$ -	
Tulare City	Tulare	Alpine Vista Elementary	50/72231-00-005	03/13/18	\$ 3,969,972	\$ -	
Gerber Union Elementary	Tehama	Gerber Elementary	50/71548-00-001	03/15/18	\$ 468,016	\$ 468,016	
Newman-Crows Landing Unified	Stanislaus	Hurd Barrington Elementary	50/73601-00-005	03/16/18	\$ 578,350	\$ -	
Snowline Joint Unified	San Bernardino	New Elementary	50/73957-00-016	03/19/18	\$ 1,850,720	\$ 1,850,720	

SFP APPLICATIONS
New Construction and Charter School Facilities Program
- Workload as of December 31, 2018 -

District	County	Site Name	Application Number	OPSC Date Received	Estimated State Grant (a)	Financial Hardship (b)	Notification Occurred**
Snowline Joint Unified	San Bernardino	New Elementary	50/73957-00-017	03/19/18	\$ 84,062	\$ 84,062	
Snowline Joint Unified	San Bernardino	New Elementary	50/73957-00-018	03/19/18	\$ 84,062	\$ 84,062	
San Jacinto Unified	Riverside	New Middle School	50/67249-00-017	03/21/18	\$ 25,322,444	\$ -	
Irvine Unified	Orange	Loma Ridge Elementary	50/73650-00-040	03/21/18	\$ 33,872,655	\$ -	
Livingston Union	Merced	Campus Park Elementary	50/65748-00-003	03/28/18	\$ 2,247,743	\$ -	
Livingston Union	Merced	Selma Herndon Elementary	50/65748-00-004	03/28/18	\$ 1,101,192	\$ -	
Livingston Union	Merced	Yamato Colony Elementary	50/65748-00-005	03/28/18	\$ 774,268	\$ -	
Victor Elementary	San Bernardino	Elementary School #20	50/67918-00-011	03/30/18	\$ 10,935,579	\$ -	
Madera Unified	Madera	Matilda Torres High	50/65243-00-011	04/03/18	\$ 36,161,659	\$ -	
San Jose Unified	Santa Clara	San Jose High	50/69666-00-001	04/06/18	\$ 471,583	\$ -	
Corona-Norco Unified	Riverside	Lincoln Alternative Elementary	50/67033-00-042	04/10/18	\$ 1,641,187	\$ -	
Irvine Unified	Orange	Rancho San Joaquin Middle	50/73650-00-041	04/11/18	\$ 1,108,967	\$ -	
Coalinga-Huron Unified	Fresno	Huron Elementary	50/62125-00-005	04/13/18	\$ 3,166,987	\$ -	
Coalinga-Huron Unified	Fresno	Henry F Bishop Elementary	50/62125-00-006	04/13/18	\$ 2,601,786	\$ -	
Coalinga-Huron Unified	Fresno	Nell Dawson Elementary	50/62125-00-007	04/13/18	\$ 3,397,140	\$ -	
Coalinga-Huron Unified	Fresno	Huron Middle	50/62125-00-008	04/13/18	\$ 3,304,410	\$ -	
Santa Maria Joint Union High	Santa Barbara	Ag Ed & Career Tech Center	50/69310-00-008	04/17/18	\$ 4,547,024	\$ -	
San Marcos Unified	San Diego	San Marcos Middle	50/73791-00-018	04/17/18	\$ 9,500,378	\$ -	
Clay Joint Elementary	Fresno	Clay Elementary	50/62109-00-003	04/19/18	\$ 1,422,476	\$ 1,422,476	
Buckeye Union Elementary	El Dorado	Charter Montessori Valley View Campus	50/61838-00-008	04/23/18	\$ 2,289,961	\$ -	
Oxnard	Ventura	Elm Street Elementary	50/72538-00-015	04/30/18	\$ 8,595,811	\$ -	
Oakley Union Elementary	Contra Costa	Summer Lake Elementary	50/61762-00-011	05/03/18	\$ 11,345,343	\$ 11,345,343	
Centinela Valley Union High	Los Angeles	Lawndale High	50/64352-00-006	05/04/18	\$ 5,840,880	\$ -	
Sutter Union High	Sutter	Sutter High	50/71449-00-003	05/08/18	\$ 6,127,663	\$ 6,127,663	
Sanger Unified	Fresno	Sanger Educational Complex	50/62414-00-022	05/11/18	\$ 24,284,563	\$ -	
Oakland Unified	Alameda	Aspire ERES	54/61259-13-002	05/15/18	\$ 12,836,781	\$ -	
Wasco Union Elementary	Kern	Palm Avenue Elementary	50/63842-00-005	05/21/18	\$ 1,363,433	\$ 1,363,433	
Visalia Unified	Tulare	Denton Elementary	50/72256-00-031	05/21/18	\$ 9,966,124	\$ -	
Jurupa Unified	Riverside	Glen Avon Elementary	50/67090-00-015	05/22/18	\$ 914,157	\$ -	
San Dieguito Union High	San Diego	Pacific Trails Middle	50/68346-00-005	05/29/18	\$ 6,239,976	\$ -	
Bakersfield City	Kern	Noble Elementary	50/63321-00-034	05/31/18	\$ 1,584,750	\$ -	
Konocti Unified	Lake	Lower Lake High	50/64022-00-001	05/31/18	\$ 478,657	\$ -	
Kern High	Kern	Independence High	50/63529-00-010	06/05/18	\$ 9,406,276	\$ -	
Caruthers Unified	Fresno	Caruthers Elementary	50/75598-00-001	06/05/18	\$ 1,702,182	\$ -	
Lucia Mar Unified	San Luis Obispo	Grover Beach Elementary	50/68759-00-007	06/06/18	\$ 3,096,406	\$ -	
Brea-Olinda Unified	Orange	Olinda Elementary	50/66449-00-002	06/08/18	\$ 867,837	\$ -	
Woodland Joint Unified	Yolo	Spring Lake Elementary	50/72710-00-006	06/08/18	\$ 4,633,025	\$ -	
Corona-Norco Unified	Riverside	Norco Elementary	50/67033-00-043	06/12/18	\$ 1,937,594	\$ -	
Riverdale Joint Unified	Fresno	Riverdale Elementary	50/75408-00-002	06/14/18	\$ 1,719,374	\$ -	
Fairfield-Suisun Unified	Solano	Grange Middle	50/70540-00-028	06/18/18	\$ 2,732,268	\$ -	
Walnut Valley Unified	Los Angeles	Quail Summit Elementary	50/73460-00-010	06/20/18	\$ 324,226	\$ -	
Lemoore Union High	Kings	Lemoore High	50/63982-00-002	06/22/18	\$ 1,221,650	\$ -	
Tulare Joint Union High	Tulare	Tulare Western High	50/72249-00-003	06/22/18	\$ 602,300	\$ -	
San Marcos Unified	San Diego	La Costa Meadows Elementary	50/73791-00-019	06/25/18	\$ 1,622,639	\$ -	
San Marcos Unified	San Diego	La Costa Meadows Elementary	50/73791-00-020	06/25/18	\$ 981,918	\$ -	

SFP APPLICATIONS
New Construction and Charter School Facilities Program
- Workload as of December 31, 2018 -

District	County	Site Name	Application Number	OPSC Date Received	Estimated State Grant (a)	Financial Hardship (b)	Notification Occurred**
Dinuba Unified	Tulare	New High	50/75531-00-006	06/27/18	\$ 48,607,132	\$ 48,607,132	
Bakersfield City	Kern	Leo G Pauly Elementary	50/63321-00-035	06/28/18	\$ 1,464,460	\$ -	
Bakersfield City	Kern	Leo G Pauly Elementary	50/63321-00-036	06/28/18	\$ 1,692,826	\$ -	
Western Placer Unified	Placer	Glen Edwards Middle	50/66951-00-010	06/29/18	\$ 4,168,288	\$ -	
Fowler Unified	Fresno	Fowler High	50/62158-00-002	07/05/18	\$ 1,662,406	\$ -	
Guadalupe Union Elementary	Santa Barbara	Kermit McKenzie Junior High	50/69203-00-002	07/06/18	\$ 1,692,026	\$ -	
Irvine Unified	Orange	Cypress Village Elementary	50/73650-00-042	07/06/18	\$ 1,394,110	\$ -	
Irvine Unified	Orange	Woodbridge High	50/73650-00-043	07/06/18	\$ 3,041,419	\$ -	
Bakersfield City	Kern	Hort Elementary	50/63321-00-037	07/10/18	\$ 2,574,301	\$ -	
Bakersfield City	Kern	Bessie E Owens Intermediate	50/63321-00-038	07/12/18	\$ 1,416,427	\$ -	
Bakersfield City	Kern	Evergreen Elementary	50/63321-00-039	07/13/18	\$ 1,381,396	\$ -	
Merced City Elementary	Merced	Rudolph Rivera Elementary	50/65771-00-024	07/13/18	\$ 744,286	\$ -	
Tracy Joint Unified	San Joaquin	Millenium Charter High	54/75499-00-003	07/13/18	\$ 2,344,993	\$ -	
Tracy Joint Unified	San Joaquin	Millenium Charter High	54/75499-00-004	07/13/18	\$ 2,255,347	\$ -	
Imperial County Office of Education	Imperial	De Anza 9th Grade Academy	50/10132-00-001	07/16/18	\$ 936,086	\$ 936,086	
Imperial County Office of Education	Imperial	La Paloma Elementary	50/10132-01-005	07/16/18	\$ 117,011	\$ 117,011	
Imperial County Office of Education	Imperial	Cross Elementary	50/10132-02-002	07/16/18	\$ 234,022	\$ 234,022	
Imperial County Office of Education	Imperial	Calexico High	50/10132-03-006	07/16/18	\$ 234,022	\$ 234,022	
Imperial County Office of Education	Imperial	La Victoria Elementary	50/10132-03-007	07/16/18	\$ 351,032	\$ 351,032	
Imperial County Office of Education	Imperial	De Anza 9th Grade Academy	50/10132-03-008	07/16/18	\$ 351,032	\$ 351,032	
Fairfield-Suisun Unified	Solano	Fairview Elementary	50/70540-00-029	07/16/18	\$ 2,577,077	\$ -	
Liberty Elementary	Tulare	Liberty Elementary	50/71985-00-004	07/16/18	\$ 3,015,213	\$ -	
Gustine Unified	Merced	Gustine High	50/73619-00-006	07/16/18	\$ 2,092,598	\$ 2,092,598	
Hanford Elementary	Kings	Martin Luther King Jr Elementary	50/63917-00-004	07/19/18	\$ 2,798,162	\$ -	
Sequoia Union High	San Mateo	TIDE Academy	50/69062-01-009	07/19/18	\$ 17,996,168	\$ -	
Oxnard	Ventura	Emilie Ritchen Elementary	50/72538-00-016	07/19/18	\$ 808,227	\$ -	
Oxnard	Ventura	Norman R Brekke Elementary	50/72538-00-017	07/19/18	\$ 645,848	\$ -	
Oxnard	Ventura	Christa McAuliffe Elementary	50/72538-00-018	07/19/18	\$ 863,865	\$ -	
Lucia Mar Unified	San Luis Obispo	Oceano Elementary	50/68759-00-008	07/25/18	\$ 3,960,355	\$ -	
Gustine Unified	Merced	Romero Elementary	50/73619-00-007	07/26/18	\$ 1,420,047	\$ 1,420,047	
Ripon Unified	San Joaquin	Colony Oak Elementary	50/68650-00-007	07/27/18	\$ 8,081,016	\$ -	
Oxnard	Ventura	Lemonwood Elementary	50/72538-00-019	07/27/18	\$ 1,937,447	\$ -	
Oxnard	Ventura	Elm Street Elementary	50/72538-00-020	07/27/18	\$ 832,824	\$ -	
Oxnard	Ventura	Thurgood Marshall Elementary	50/72538-00-021	07/27/18	\$ 957,376	\$ -	
Oxnard	Ventura	McKinna Elementary	50/72538-00-022	07/27/18	\$ 10,247,550	\$ -	
Oxnard	Ventura	McKinna Elementary	50/72538-00-023	07/27/18	\$ 960,061	\$ -	
Kern High	Kern	Frontier High	50/63529-00-011	07/30/18	\$ 4,390,293	\$ -	
Oxnard	Ventura	Ramona Elementary	50/72538-00-024	07/30/18	\$ 660,882	\$ -	
Irvine Unified	Orange	Springbrook Elementary	50/73650-00-044	07/30/18	\$ 1,626,156	\$ -	
Konocti Unified	Lake	Lower Lake Elementary	50/64022-00-002	08/06/18	\$ 350,352	\$ -	
Redlands Unified	San Bernardino	Mission Elementary	50/67843-00-009	08/06/18	\$ 532,726	\$ -	
Clovis Unified	Fresno	Reagan Elementary	50/62117-00-022	08/07/18	\$ 440,947	\$ -	
Clovis Unified	Fresno	Reyburn Intermediate	50/62117-00-023	08/07/18	\$ 441,108	\$ -	
Clovis Unified	Fresno	James S Fugman Elementary	50/62117-00-024	08/07/18	\$ 254,782	\$ -	
Atwater Elementary	Merced	Peggy Heller Elementary	50/65631-00-005	08/07/18	\$ 2,312,887	\$ -	

SFP APPLICATIONS
New Construction and Charter School Facilities Program
- Workload as of December 31, 2018 -

District	County	Site Name	Application Number	OPSC Date Received	Estimated State Grant (a)	Financial Hardship (b)	Notification Occurred**
Tustin Unified	Orange	Robert Heideman Elementary	50/73643-00-022	08/07/18	\$ 1,447,625	\$ -	
Los Banos Unified	Merced	Pacheco High	50/65755-00-011	08/08/18	\$ 1,492,303	\$ -	
Southern Kern Unified	Kern	Tropico Middle	50/63776-00-004	08/09/18	\$ 11,870,062	\$ 11,870,062	
Los Banos Unified	Merced	Volta Elementary	50/65755-00-012	08/09/18	\$ 1,076,430	\$ -	
Lucia Mar Unified	San Luis Obispo	Harloe Elementary	50/68759-00-009	08/09/18	\$ 2,813,021	\$ -	
Lucia Mar Unified	San Luis Obispo	Nipomo Elementary	50/68759-00-010	08/09/18	\$ 3,346,471	\$ -	
Pajaro Valley Unified	Santa Cruz	Aptos Junior High	50/69799-00-009	08/09/18	\$ 2,254,552	\$ -	
Pajaro Valley Unified	Santa Cruz	Valencia Elementary	50/69799-00-010	08/09/18	\$ 1,457,285	\$ -	
Chico Unified	Butte	Neal Dow Elementary	50/61424-00-007	08/10/18	\$ 1,589,066	\$ -	
Chico Unified	Butte	Marigold Elementary	50/61424-00-008	08/10/18	\$ 656,036	\$ -	
Chico Unified	Butte	Loma Vista	50/61424-00-009	08/10/18	\$ 667,338	\$ -	
Chico Unified	Butte	Shasta Elementary	50/61424-00-010	08/10/18	\$ 1,691,974	\$ -	
Albany City Unified	Alameda	Albany Middle	50/61127-00-003	08/13/18	\$ 4,492,118	\$ -	
Bakersfield City	Kern	New Elementary	50/63321-00-040	08/15/18	\$ 14,612,348	\$ 14,612,348	
Roberts Ferry Union Elementary	Stanislaus	Roberts Ferry Union Elementary	50/71233-00-002	08/15/18	\$ 537,066	\$ 537,066	
Monson-Sultana Joint Union Elementary	Tulare	Monson-Sultana Elementary	50/72009-00-003	08/15/18	\$ 1,324,540	\$ 1,324,540	
Willows Unified	Glenn	Murdock Elementary	50/62661-00-001	08/17/18	\$ 1,303,978	\$ -	
Centinela Valley Union High	Los Angeles	Hawthorne High	50/64352-00-007	08/17/18	\$ 1,122,890	\$ -	
Anaheim Union High	Orange	Dale Junior High	50/66431-05-002	08/17/18	\$ 2,491,096	\$ -	
Anaheim Union High	Orange	Oxford Academy	50/66431-05-003	08/17/18	\$ 1,470,799	\$ -	
Corona-Norco Unified	Riverside	Dr Bernice Jameson Todd Academy	50/67033-00-044	08/17/18	\$ 5,996,385	\$ -	
Templeton Unified	San Luis Obispo	Templeton High	50/68841-00-002	08/17/18	\$ 3,406,620	\$ -	
Gustine Unified	Merced	Gustine Middle	50/73619-00-008	08/17/18	\$ 1,458,100	\$ 1,458,100	
Gustine Unified	Merced	Gustine Elementary	50/73619-00-009	08/17/18	\$ 1,433,571	\$ 1,433,571	
Irvine Unified	Orange	Canyon View Elementary	50/73650-00-045	08/17/18	\$ 932,595	\$ -	
Yuba County Office of Education	Yuba	Virginia School	50/10587-00-004	08/22/18	\$ 613,950	\$ 613,950	
Yuba County Office of Education	Yuba	Virginia School	50/10587-00-005	08/22/18	\$ 382,468	\$ 382,468	
Corona-Norco Unified	Riverside	Rondo Elementary	50/67033-00-045	08/22/18	\$ 16,832,543	\$ -	
San Dieguito Union High	San Diego	San Dieguito High Academy	50/68346-00-006***	08/23/18	\$ 6,836,372	\$ -	
Rocklin Unified	Placer	Elementary #12	50/75085-00-014***	08/23/18	\$ 16,135,519	\$ -	
San Carlos Elementary	San Mateo	San Carlos Charter Learning Center	50/69021-00-001***	08/24/18	\$ 5,939,528	\$ -	
Irvine Unified	Orange	Meadow Park Elementary	50/73650-00-046***	08/24/18	\$ 1,149,109	\$ -	
Irvine Unified	Orange	Brywood Elementary	50/73650-00-047***	08/24/18	\$ 1,094,082	\$ -	
Roseville City Elementary	Placer	Riego Creek Elementary	50/66910-00-015***	08/29/18	\$ 13,101,726	\$ -	
Tahoe-Truckee Unified	Placer	Kings Beach Elementary	50/66944-00-006***	08/29/18	\$ 1,810,817	\$ -	
Tahoe-Truckee Unified	Placer	Tahoe Truckee High	50/66944-00-007***	08/29/18	\$ 7,839,397	\$ -	
Tahoe-Truckee Unified	Placer	Donner Trail Elementary	50/66944-00-008***	08/29/18	\$ 564,411	\$ -	
Los Angeles Unified	Los Angeles	Castlebay Lane Elementary	50/64733-00-144***	08/30/18	\$ 2,539,262	\$ -	
Los Angeles Unified	Los Angeles	Latona Avenue Elementary	50/64733-00-145***	08/30/18	\$ 2,758,524	\$ -	
Los Angeles Unified	Los Angeles	Porter Ranch Community	50/64733-00-146***	08/30/18	\$ 3,054,672	\$ -	
Los Angeles Unified	Los Angeles	Normont Elementary	50/64733-00-147***	08/30/18	\$ 2,467,384	\$ -	
Los Angeles Unified	Los Angeles	Multnomah Street Elementary	50/64733-34-001***	08/30/18	\$ 2,490,317	\$ -	
Galt Joint Union High	Sacramento	Galt High	50/67355-00-006***	09/04/18	\$ 2,262,821	\$ -	
Los Angeles Unified	Los Angeles	Berendo Middle	50/64733-00-148***	09/05/18	\$ 2,756,321	\$ -	
Sacramento County Office of Education	Sacramento	New Community School	50/10348-00-004***	09/06/18	\$ 675,200	\$ 675,200	

SFP APPLICATIONS
New Construction and Charter School Facilities Program
- Workload as of December 31, 2018 -

District	County	Site Name	Application Number	OPSC Date Received	Estimated State Grant (a)	Financial Hardship (b)	Notification Occurred**
Robla Elementary	Sacramento	Main Avenue Elementary	50/67421-00-001***	09/06/18	\$ 2,737,939	\$ -	
Robla Elementary	Sacramento	Main Avenue Elementary	50/67421-00-002***	09/06/18	\$ 1,707,611	\$ -	
Jacoby Creek Elementary	Humboldt	Jacoby Creek	50/62893-00-001***	09/07/18	\$ 347,010	\$ 347,010	
Tulare Joint Union High	Tulare	Tulare Union High	50/72249-00-004***	09/07/18	\$ 3,358,975	\$ -	
Stockton Unified	San Joaquin	Kennedy Elementary	50/68676-01-003***	09/10/18	\$ 6,750,094	\$ -	
Sanger Unified	Fresno	Ronald W Reagan Elementary	50/62414-00-023***	09/12/18	\$ 429,395	\$ -	
Brawley Elementary	Imperial	La Paloma	50/63073-00-002***	09/12/18	\$ 12,914,632	\$ -	
Los Angeles Unified	Los Angeles	Porter Ranch Community	50/64733-00-149***	09/12/18	\$ 3,478,337	\$ -	
Los Angeles Unified	Los Angeles	Crenshaw Senior High	51/64733-00-004*	09/17/18	\$ 3,570,460	\$ -	
Anaheim Union High	Orange	Anaheim High	51/66431-00-001	10/17/18	\$ 4,809,846	\$ -	
Chula Vista Elementary	San Diego	Leonardo da Vinci Health Sciences Charter	54/68023-00-002	10/24/18	\$ 2,986,692	\$ -	
Oakland Unified	Alameda	Lazear Charter Academy	54/61259-00-004	11/16/18	\$ 12,221,618	\$ -	
Oakland Unified	Alameda	Education for Change - Lazear Academy	54/61259-13-003	11/16/18	\$ 2,453,168	\$ -	
Oakland Unified	Alameda	Education for Change - Lazear Academy	54/61259-13-004	11/16/18	\$ 2,614,924	\$ -	
					\$ 2,452,459,198	\$ 219,186,549	
					\$	2,671,645,747	

NEW CONSTRUCTION FUNDING SUB-TOTALS	\$ 2,385,143,311	\$ 219,186,549
NEW CONSTRUCTION FACILITY HARDSHIP - NON SEISMIC	\$ 4,809,846	\$ -
NEW CONSTRUCTION FUNDING TOTAL	\$	2,609,139,706
NEW CONSTRUCTION FACILITY HARDSHIP - SEISMIC	\$ 3,570,460	\$ -
CHARTER SCHOOLS	\$ 58,935,581	\$ -

(a) Represents estimated state share of project including excessive cost grants. Amounts shown have not been reviewed by OPSC for compliance with all School Facility Program

(b) Represents estimated financial hardship. Amounts shown have not been reviewed by OPSC for compliance with all School Facility Program requirements.

*Facility Hardship project requesting Seismic Mitigation Program funding.

** School districts have been notified that the Office of Public School Construction will begin processing the district's application in the near future.

*** These applications exceed the available bond authority. The applications were submitted prior to OPSC's notification to school districts to submit a school board resolution with the application

SFP APPLICATIONS
 Modernization School Facilities Program
 - Workload as of December 31, 2018 -

District	County	Site Name	Application Number	OPSC Date Received	Estimated State Grant (a)	Financial Hardship (b)	Notification Occurred**
Lindsay Unified	Tulare	Jefferson Elementary	57/71993-00-007	07/18/14	\$ 2,055,601	\$ -	1/16/2018
Lindsay Unified	Tulare	Washington Elementary	57/71993-00-008	07/18/14	\$ 1,619,275	\$ -	1/16/2018
Clovis Unified	Fresno	Clovis West High	57/62117-00-042	09/16/14	\$ 570,700	\$ -	3/1/2018
Clovis Unified	Fresno	Miramonte Elementary	57/62117-00-043	09/16/14	\$ 877,053	\$ -	3/1/2018
Morongo Unified	San Bernardino	Yucca Valley High	57/67777-00-008	09/16/14	\$ 6,057,185	\$ -	3/1/2018
Colton Joint Unified	San Bernardino	Zimmerman Elementary	57/67686-00-018	09/17/14	\$ 3,234,125	\$ -	3/1/2018
Clovis Unified	Fresno	Sierra Vista Elementary	57/62117-00-044	09/23/14	\$ 1,847,044	\$ -	3/1/2018
Colton Joint Unified	San Bernardino	Terrace View Elementary	57/67686-00-020	09/25/14	\$ 2,645,164	\$ -	3/1/2018
Colton Joint Unified	San Bernardino	Ruth O. Harris Middle	57/67686-00-021	10/03/14	\$ 1,539,089	\$ -	3/1/2018
Clovis Unified	Fresno	Temperance-Kutner Elementary	57/62117-00-045	10/06/14	\$ 2,173,770	\$ -	3/1/2018
Santa Barbara Unified	Santa Barbara	Washington Elementary	57/76786-00-007	10/08/14	\$ 706,647	\$ -	3/1/2018
San Francisco Unified	San Francisco	Burton (Philip A.) High	57/68478-26-005	10/10/14	\$ 18,035,466	\$ -	3/1/2018
San Francisco Unified	San Francisco	James Lick Middle	57/68478-00-051	10/22/14	\$ 4,692,723	\$ -	3/1/2018
Solano County Office of Education	Solano	Jones (K. I.) Elementary	57/10488-00-024	10/23/14	\$ 320,707	\$ 213,805	3/1/2018
Solano County Office of Education	Solano	Golden West Middle	57/10488-00-030	10/23/14	\$ 131,635	\$ 87,757	3/1/2018
Simi Valley Unified	Ventura	White Oak Elementary	57/72603-00-033	10/29/14	\$ 2,586,682	\$ -	3/1/2018
Oxnard Elementary	Ventura	McAuliffe Elementary	57/72538-00-025	11/13/14	\$ 109,034	\$ -	9/4/2018
Oxnard Elementary	Ventura	Fremont Middle	57/72538-00-026	11/13/14	\$ 996,423	\$ -	9/4/2018
Visalia Unified	Tulare	Redwood High	57/72256-00-021	12/03/14	\$ 740,767	\$ -	9/4/2018
Mill Valley Elementary	Marin	Tamalpais Valley Elementary	57/65391-00-009	12/05/14	\$ 1,526,092	\$ 1,017,395	10/8/2018
Clovis Unified	Fresno	Gettysburg Elementary	57/62117-00-046	12/23/14	\$ 2,919,696	\$ -	10/8/2018
San Francisco Unified	San Francisco	Academy of Arts and Sciences	57/68478-00-052	12/23/14	\$ 2,201,851	\$ -	10/8/2018
San Francisco Unified	San Francisco	Ruth Asawa School of the Arts	57/68478-00-053	12/23/14	\$ 4,203,843	\$ -	10/8/2018
Manzanita Elementary	Butte	Manzanita Elementary	57/61499-00-001	12/30/14	\$ 1,621,561	\$ 1,081,040	10/8/2018
Biggs Unified	Butte	Biggs Elementary	57/61408-00-001	02/03/15	\$ 1,721,583	\$ 1,147,722	11/5/2018
Biggs Unified	Butte	Biggs High	57/61408-00-002	02/03/15	\$ 1,774,111	\$ 1,182,741	11/5/2018
Biggs Unified	Butte	Biggs Middle	57/61408-00-003	02/03/15	\$ 743,277	\$ 495,518	11/5/2018
Biggs Unified	Butte	Richvale Elementary	57/61408-00-004	02/03/15	\$ 240,992	\$ 160,661	11/5/2018
Long Beach Unified	Los Angeles	David Starr Jordan High	57/64725-00-019	02/05/15	\$ 6,360,830	\$ -	11/5/2018
Anaheim Elementary	Orange	Stoddard Elementary	57/66423-00-031	02/17/15	\$ 5,467,457	\$ -	11/5/2018
San Francisco Unified	San Francisco	McKinley Elementary	57/68478-00-054	02/17/15	\$ 2,339,295	\$ -	11/5/2018
Jefferson Elementary	San Joaquin	Jefferson Elementary	57/68544-00-001	03/19/15	\$ 2,626,558	\$ -	1/2/2019
Elk Grove Unified	Sacramento	Dillard Elementary	57/67314-00-019	03/23/15	\$ 1,239,189	\$ -	1/2/2019
Fremont Union High	Santa Clara	Homestead High	57/69468-00-016	03/25/15	\$ 1,428,636	\$ -	1/2/2019
Capay Joint Union Elementary	Glenn	Capay Joint Union Elementary	57/62554-00-002	03/27/15	\$ 1,182,762	\$ 788,508	1/2/2019
Bakersfield City Elementary	Kern	Compton Junior High	57/63321-00-016	04/08/15	\$ 4,936,996	\$ -	1/2/2019
San Francisco Unified	San Francisco	Longfellow Elementary	57/68478-00-055	04/14/15	\$ 4,302,941	\$ -	1/2/2019
San Francisco Unified	San Francisco	Daniel Webster Elementary	57/68478-00-056	05/04/15	\$ 2,748,832	\$ -	
Temple City Unified	Los Angeles	Cloverly Elementary	57/65052-00-009	05/14/15	\$ 1,740,259	\$ -	
Burrel Union Elementary	Fresno	Burrel Elementary	57/62042-00-001	05/22/15	\$ 89,849	\$ 59,900	
Sanger Unified	Fresno	Lincoln Elementary	57/62414-00-014	05/28/15	\$ 1,019,000	\$ -	
San Francisco Unified	San Francisco	Paul Revere Elementary	57/68478-00-057	05/29/15	\$ 3,564,537	\$ -	
Palm Springs Unified	Riverside	Wenzlaff (Edward) Elementary	57/67173-00-009	06/11/15	\$ 3,673,025	\$ -	
Clovis Unified	Fresno	Weldon Elementary	57/62117-00-047	06/19/15	\$ 2,811,611	\$ -	
Dinuba Unified	Tulare	Lincoln Elementary	57/75531-00-010	06/22/15	\$ 126,840	\$ 84,560	

SFP APPLICATIONS
 Modernization School Facilities Program
 - Workload as of December 31, 2018 -

District	County	Site Name	Application Number	OPSC Date Received	Estimated State Grant (a)	Financial Hardship (b)	Notification Occurred**
Dinuba Unified	Tulare	Roosevelt Elementary	57/75531-00-011	06/22/15	\$ 76,104	\$ 50,736	
Brawley Elementary	Imperial	Hidalgo Elementary	57/63073-00-002	06/25/15	\$ 931,658	\$ -	
Temple City Unified	Los Angeles	La Rosa Elementary	57/65052-00-010	06/26/15	\$ 1,832,671	\$ -	
Culver City Unified	Los Angeles	Farragut Elementary	57/64444-00-011	07/27/15	\$ 614,317	\$ -	
Solano County Office of Education	Solano	Armijo High	57/10488-00-020	08/03/15	\$ 298,050	\$ 198,700	
Solano County Office of Education	Solano	Grange Middle	57/10488-00-028	08/03/15	\$ 134,334	\$ 89,556	
Twin Rivers Unified	Sacramento	Del Paso Heights Elementary	57/76505-00-041	08/06/15	\$ 288,086	\$ -	
Clovis Unified	Fresno	Kastner Intermediate	57/62117-00-048	08/07/15	\$ 1,159,067	\$ -	
Culver City Unified	Los Angeles	Culver City Middle	57/64444-00-012	08/11/15	\$ 200,887	\$ -	
Pomona Unified	Los Angeles	Lexington Elementary	57/64907-00-026	09/02/15	\$ 1,366,745	\$ -	
Pomona Unified	Los Angeles	Philadelphia Elementary	57/64907-00-027	09/02/15	\$ 1,334,580	\$ -	
Newport-Mesa Unified	Orange	Newport Harbor High	57/66597-00-036	09/22/15	\$ 1,216,878	\$ -	
Taft City Elementary	Kern	Jefferson Elementary	57/63800-00-005	09/28/15	\$ 1,033,800	\$ -	
Taft City Elementary	Kern	Conley Elementary	57/63800-00-006	09/30/15	\$ 751,266	\$ -	
Grossmont Union High	San Diego	Monte Vista High	57/68130-00-022	10/01/15	\$ 317,017	\$ -	
Alta Vista Elementary	Tulare	Alta Vista Elementary	57/71811-00-003	10/02/15	\$ 168,601	\$ 112,400	
Sanger Unified	Fresno	Madison Elementary	57/62414-00-015	10/05/15	\$ 1,757,634	\$ -	
Ventura County Office of Education	Ventura	Gateway Community	57/10561-00-005	10/09/15	\$ 86,069	\$ 57,379	
Ventura County Office of Education	Ventura	Dean Triggs	57/10561-00-006	10/09/15	\$ 30,318	\$ 20,212	
Culver City Unified	Los Angeles	Culver City High	57/64444-00-013	10/19/15	\$ 486,107	\$ -	
Newman Crows Landing Unified	Stanislaus	Bonita Elementary	57/73601-00-003	10/23/15	\$ 458,633	\$ -	
Saddleback Valley Unified	Orange	La Tierra Elementary	57/73635-00-035	10/26/15	\$ 1,735,471	\$ -	
Chico Unified	Butte	Bidwell Junior High	57/61424-00-005	10/30/15	\$ 593,784	\$ -	
San Juan Unified	Sacramento	Winston Churchill Middle	57/67447-00-059	10/30/15	\$ 1,039,484	\$ -	
Central Elementary	San Bernardino	Valle Vista Elementary	57/67645-00-005	11/03/15	\$ 2,476,386	\$ -	
Pomona Unified	Los Angeles	Ganesha Senior High	57/64907-00-028	11/23/15	\$ 2,389,047	\$ -	
Santa Barbara Unified	Santa Barbara	Goleta Valley Junior High	57/76786-00-008	11/30/15	\$ 284,177	\$ -	
Oak Valley Union Elementary	Tulare	Oak Valley Elementary	57/72017-00-003	12/01/15	\$ 142,695	\$ 95,130	
Placentia-Yorba Linda Unified	Orange	Valencia High	57/66647-00-037	12/07/15	\$ 2,322,798	\$ -	
Tipton Elementary	Tulare	Tipton Elementary	57/72215-00-002	01/05/16	\$ 202,310	\$ 134,873	
Antioch Unified	Contra Costa	Antioch High	57/61648-00-012	01/22/16	\$ 1,076,782	\$ -	
San Ramon Unified	Contra Costa	Armstrong Elementary	57/61804-00-023	01/29/16	\$ 798,221	\$ -	
Grossmont Union High	San Diego	Mt. Miguel High	57/68130-00-023	02/10/16	\$ 787,613	\$ -	
Grossmont Union High	San Diego	Grossmont High	57/68130-00-024	02/11/16	\$ 10,715,765	\$ -	
Happy Valley Elementary	Santa Cruz	Happy Valley Elementary	57/69757-00-001	02/24/16	\$ 112,108	\$ 74,739	
Sanger Unified	Fresno	John Wash Elementary	57/62414-00-016	02/25/16	\$ 557,282	\$ -	
Reef-Sunset Unified	Kings	Avenal Elementary	57/73932-00-005	02/26/16	\$ 328,290	\$ 218,860	
Reef-Sunset Unified	Kings	Avenal High	57/73932-00-006	02/26/16	\$ 108,987	\$ 72,658	
Reef-Sunset Unified	Kings	Kettleman City Elementary	57/73932-00-007	02/26/16	\$ 127,423	\$ 84,949	
Reef-Sunset Unified	Kings	Reef Sunset Middle	57/73932-00-008	02/26/16	\$ 216,775	\$ 144,517	
Reef-Sunset Unified	Kings	Sunrise High	57/73932-00-009	02/26/16	\$ 25,469	\$ 16,980	
Culver City Unified	Los Angeles	La Ballona Elementary	57/64444-00-014	03/07/16	\$ 468,989	\$ -	
Azusa Unified	Los Angeles	Sierra Continuation High	57/64279-00-014	03/17/16	\$ 47,444	\$ -	
San Francisco Unified	San Francisco	Frank McCoppin Elementary	57/68478-63-004	04/04/16	\$ 1,793,422	\$ -	
Clay Joint Elementary	Fresno	Clay Elementary	57/62109-00-002	04/11/16	\$ 71,482	\$ 47,655	

SFP APPLICATIONS
 Modernization School Facilities Program
 - Workload as of December 31, 2018 -

District	County	Site Name	Application Number	OPSC Date Received	Estimated State Grant (a)	Financial Hardship (b)	Notification Occurred**
San Francisco Unified	San Francisco	Chin (John Yehall) Elementary	57/68478-79-003	04/13/16	\$ 1,672,436	\$ -	
Downey Unified	Los Angeles	Warren High	57/64451-00-026	04/14/16	\$ 8,133,313	\$ -	
Perris Elementary	Riverside	Innovative Horizons Charter (Nan Saunders)	57/67199-00-002	04/20/16	\$ 1,197,581	\$ -	
Southern Trinity Joint Unified	Trinity	Van Duzen Elementary	57/73833-00-003	04/27/16	\$ 334,253	\$ -	
Newhall Elementary	Los Angeles	Newhall Elementary	57/64832-00-004	04/29/16	\$ 1,892,817	\$ -	
Sequoia Union High	San Mateo	Sequoia High	57/69062-00-036	05/09/16	\$ 909,374	\$ -	
Downey Unified	Los Angeles	Warren High	57/64451-00-027	05/11/16	\$ 1,063,285	\$ -	
West Contra Costa Unified	Contra Costa	Pinole Valley High	57/61796-00-051	05/13/16	\$ 16,502,885	\$ -	
Dinuba Unified	Tulare	Lincoln Elementary	57/75531-00-012	05/13/16	\$ 817,533	\$ -	
Pomona Unified	Los Angeles	Garey High	57/64907-00-029	05/24/16	\$ 2,832,407	\$ -	
Tulare City Elementary	Tulare	Roosevelt Elementary	57/72231-00-009	06/15/16	\$ 471,463	\$ -	
Tulare City Elementary	Tulare	Garden Elementary	57/72231-00-010	06/15/16	\$ 630,173	\$ -	
Tulare Joint Union High	Tulare	Tulare Union High	57/72249-00-005	06/15/16	\$ 1,827,766	\$ -	
Pomona Unified	Los Angeles	Lincoln Elementary	57/64907-00-030	06/22/16	\$ 680,501	\$ -	
Temecula Valley Unified	Riverside	Margarita Middle	57/75192-00-005	06/27/16	\$ 3,315,233	\$ -	
Temecula Valley Unified	Riverside	Nicolas Valley Elementary	57/75192-00-006	06/27/16	\$ 2,354,369	\$ -	
Temecula Valley Unified	Riverside	Temecula Valley High	57/75192-00-007	06/27/16	\$ 12,709,360	\$ -	
Azusa Unified	Los Angeles	Gladstone High	57/64279-00-015	07/05/16	\$ 145,479	\$ -	
Azusa Unified	Los Angeles	Slauson Intermediate	57/64279-00-016	07/05/16	\$ 924,453	\$ -	
Stockton Unified	San Joaquin	Roosevelt Elementary	57/68676-00-036	07/06/16	\$ 3,455,202	\$ -	
Scott Valley Unified	Siskiyou	Scott Valley Junior High	57/76455-00-005	07/08/16	\$ 1,148,215	\$ -	
Stockton Unified	San Joaquin	Victory Elementary	57/68676-00-037	07/12/16	\$ 3,939,628	\$ -	
Scott Valley Unified	Siskiyou	Etna Elementary	57/76455-00-006	07/12/16	\$ 1,724,802	\$ -	
Scott Valley Unified	Siskiyou	Fort Jones Elementary	57/76455-00-007	07/12/16	\$ 1,004,356	\$ -	
Clovis Unified	Fresno	Mickey Cox Elementary	57/62117-00-049	07/18/16	\$ 464,931	\$ -	
Jurupa Unified	Riverside	Jurupa Valley High	57/67090-00-007	07/20/16	\$ 2,971,531	\$ -	
Garden Grove Unified	Orange	Ralston Intermediate	57/66522-00-074	07/21/16	\$ 570,440	\$ -	
William S. Hart Union High	Los Angeles	Canyon High	57/65136-00-009	07/25/16	\$ 1,124,552	\$ -	
Caruthers Unified	Fresno	Caruthers High	57/75598-00-002	07/25/16	\$ 485,646	\$ -	
Clovis Unified	Fresno	Fancher Creek Elementary	57/62117-00-050	07/28/16	\$ 1,911,896	\$ -	
Natomas Unified	Sacramento	Natomas High	57/75283-00-002	07/28/16	\$ 2,600,476	\$ -	
Clovis Unified	Fresno	Cedarwood Elementary	57/62117-00-051	08/02/16	\$ 1,213,249	\$ -	
Temple City Unified	Los Angeles	Temple City High	57/65052-00-011	08/02/16	\$ 12,286,483	\$ -	
Redondo Beach Unified	Los Angeles	Parras Middle	57/75341-00-023	08/02/16	\$ 2,277,716	\$ -	
Redondo Beach Unified	Los Angeles	Adams Middle	57/75341-00-024	08/02/16	\$ 989,484	\$ -	
Redondo Beach Unified	Los Angeles	Alta Vista Elementary	57/75341-00-025	08/02/16	\$ 412,032	\$ -	
San Juan Unified	Sacramento	Bella Vista High	57/67447-00-060	08/05/16	\$ 843,232	\$ -	
Panama-Buena Vista Union	Kern	Sing Lum Elementary	57/63362-00-005	08/15/16	\$ 3,498,119	\$ -	
Jurupa Unified	Riverside	Jurupa Unified	57/67090-00-008	08/18/16	\$ 2,553,407	\$ -	
Clovis Unified	Fresno	Gateway High	57/62117-00-052	08/19/16	\$ 179,130	\$ -	
Downey Unified	Los Angeles	Downey High	57/64451-00-028	08/24/16	\$ 9,094,046	\$ -	
Long Beach Unified	Los Angeles	Polytechnic High	57/64725-00-020	08/25/16	\$ 3,582,592	\$ -	
Laytonville Unified	Mendocino	Laytonville Elementary	57/73916-00-001	08/25/16	\$ 1,412,168	\$ -	
Colton Joint Unified	San Bernardino	Washington Alternative High	57/67686-00-022	08/26/16	\$ 749,615	\$ -	
Azusa Unified	Los Angeles	Center Middle	57/64279-00-017	09/06/16	\$ 1,149,748	\$ -	

SFP APPLICATIONS
 Modernization School Facilities Program
 - Workload as of December 31, 2018 -

District	County	Site Name	Application Number	OPSC Date Received	Estimated State Grant (a)	Financial Hardship (b)	Notification Occurred**
Newport-Mesa Unified	Orange	Adams Elementary	57/66597-00-037	09/07/16	\$ 596,195	\$ -	
Newport-Mesa Unified	Orange	Sonora Elementary	57/66597-00-038	09/07/16	\$ 510,780	\$ -	
Newport-Mesa Unified	Orange	Paularino Elementary	57/66597-00-039	09/07/16	\$ 392,692	\$ -	
Desert Sands Unified	Riverside	Hoover (Herbert) Elementary	57/67058-00-018	09/08/16	\$ 374,940	\$ -	
Lincoln Unified	San Joaquin	Lincoln High	57/68569-00-015	09/14/16	\$ 2,007,010	\$ -	
Winters Joint Unified	Yolo	Winters Middle	57/72702-00-006	09/16/16	\$ 698,675	\$ -	
San Dieguito Union High	San Diego	Earl Warren Middle	57/68346-00-006	09/23/16	\$ 3,725,385	\$ -	
Natomas Unified	Sacramento	Leroy Greene Academy	57/75283-00-003	09/23/16	\$ 918,611	\$ -	
Newport-Mesa Unified	Orange	Early College High	57/66597-00-040	09/27/16	\$ 3,051,952	\$ -	
Corcoran Joint Unified	Kings	John C. Fremont Elementary	57/63891-00-009	09/30/16	\$ 2,037,856	\$ -	
Corcoran Joint Unified	Kings	Bret Hart Elementary	57/63891-00-010	09/30/16	\$ 278,912	\$ -	
Anaheim Union High	Orange	Katella High	57/66431-00-015	10/10/16	\$ 6,595,880	\$ -	
Stockton Unified	San Joaquin	Stockton Unified Early College Academy	57/68676-00-038	10/11/16	\$ 5,214,348	\$ -	
Long Beach Unified	Los Angeles	Renaissance High School for the Arts	57/64725-00-021	10/13/16	\$ 7,452,532	\$ -	
Pioneer Union Elementary	Kings	Pioneer Elementary	57/63990-00-003	10/26/16	\$ 1,894,686	\$ -	
Colton Joint Unified	San Bernardino	Colton High	57/67686-00-023	10/26/16	\$ 1,525,061	\$ -	
Sanger Unified	Fresno	Sanger Academy Charter	57/62414-00-017	10/28/16	\$ 725,853	\$ -	
Manteca Unified	San Joaquin	Golden West Elementary	57/68593-00-011	10/28/16	\$ 1,579,503	\$ -	
Manteca Unified	San Joaquin	Shasta Elementary	57/68593-00-012	10/28/16	\$ 1,532,202	\$ -	
Manteca Unified	San Joaquin	Lathrop Elementary	57/68593-00-013	10/28/16	\$ 3,749,688	\$ -	
Manteca Unified	San Joaquin	Sequoia Elementary	57/68593-00-014	10/28/16	\$ 3,529,162	\$ -	
Manteca Unified	San Joaquin	Lincoln Elementary	57/68593-00-015	10/28/16	\$ 2,754,052	\$ -	
Saddleback Valley Unified	Orange	Trabuco Mesa Elementary	57/73635-00-036	10/28/16	\$ 2,694,648	\$ -	
Saddleback Valley Unified	Orange	Cielo Vista Elementary	57/73635-00-037	10/28/16	\$ 3,555,938	\$ -	
San Ramon Valley Unified	Contra Costa	Walt Disney Elementary	57/61804-00-024	10/31/16	\$ 785,930	\$ -	
Clovis Unified	Fresno	Mountain View Elementary	57/62117-00-053	10/31/16	\$ 1,831,518	\$ -	
Ceres Unified	Stanislaus	Ceres High	57/71043-00-013	10/31/16	\$ 531,318	\$ -	
San Ramon Valley Unified	Contra Costa	Monte Vista High	57/61804-00-025	11/03/16	\$ 985,056	\$ -	
Saugus Union	Los Angeles	James Foster Elementary	57/64998-00-008	11/04/16	\$ 629,801	\$ -	
Saugus Union	Los Angeles	Charles Helmers Elementary	57/64998-00-009	11/04/16	\$ 3,152,965	\$ -	
Garden Grove Unified	Orange	Leo Carrillo Elementary	57/66522-00-075	11/04/16	\$ 494,934	\$ -	
Garden Grove Unified	Orange	Post Elementary	57/66522-00-076	11/04/16	\$ 637,489	\$ -	
Garden Grove Unified	Orange	Sarah McGarvin Intermediate	57/66522-00-077	11/04/16	\$ 287,838	\$ -	
Garden Grove Unified	Orange	Clinton-Mendenhall Elementary	57/66522-00-078	11/04/16	\$ 601,582	\$ -	
Garden Grove Unified	Orange	Edward Russell Elementary	57/66522-00-079	11/04/16	\$ 481,663	\$ -	
Garden Grove Unified	Orange	Garden Grove High	57/66522-00-080	11/04/16	\$ 1,933,679	\$ -	
Garden Grove Unified	Orange	Patton Elementary	57/66522-00-081	11/04/16	\$ 352,124	\$ -	
Garden Grove Unified	Orange	Louis Lake Intermediate	57/66522-00-082	11/04/16	\$ 285,627	\$ -	
Garden Grove Unified	Orange	Leroy L Doig Intermediate	57/66522-00-083	11/04/16	\$ 687,631	\$ -	
Garden Grove Unified	Orange	Dwight D Eisenhower Elementary	57/66522-00-084	11/04/16	\$ 1,061,123	\$ -	
Garden Grove Unified	Orange	Bolsa Grande High	57/66522-00-085	11/04/16	\$ 1,025,169	\$ -	
Sonora Elementary	Tuolumne	Sonora Elementary	57/72371-00-004	11/08/16	\$ 1,360,167	\$ -	
Sonora Elementary	Tuolumne	Sonora Elementary	57/72371-00-003	11/09/16	\$ 2,067,799	\$ -	
Rosemead Elementary	Los Angeles	Janson Elementary	57/64931-00-010	11/16/16	\$ 2,582,808	\$ -	
Rosemead Elementary	Los Angeles	Janson Elementary	57/64931-00-011	11/16/16	\$ 2,586,682	\$ -	

SFP APPLICATIONS
 Modernization School Facilities Program
 - Workload as of December 31, 2018 -

District	County	Site Name	Application Number	OPSC Date Received	Estimated State Grant (a)	Financial Hardship (b)	Notification Occurred**
Rosemead Elementary	Los Angeles	Encinita Elementary	57/64931-00-012	11/16/16	\$ 1,556,508	\$ -	
Grossmont Union High	San Diego	Chaparral High	57/68130-00-025	11/17/16	\$ 2,162,636	\$ -	
Santa Paula Unified	Ventura	Renaissance High	57/76828-00-001	11/17/16	\$ 735,739	\$ -	
Azusa Unified	Los Angeles	Paramount Elementary	57/64279-00-018	11/18/16	\$ 2,861,302	\$ -	
Culver City Unified	Los Angeles	El Marino Elementary	57/64444-00-015	11/18/16	\$ 1,354,409	\$ -	
Duarte Unified	Los Angeles	Northview Intermediate	57/64469-00-011	11/22/16	\$ 3,232,275	\$ -	
Alvord Unified	Riverside	Norte Vista Hihh	57/66977-00-015	11/22/16	\$ 2,222,641	\$ -	
Traver Joint Elementary	Tulare	Traver Elementary	57/72223-00-002	11/22/16	\$ 105,143	\$ 70,096	
Saddleback Valley Unified	Orange	Mission Viejo High	57/73635-00-038	11/23/16	\$ 4,096,931	\$ -	
Saddleback Valley Unified	Orange	Trabuco Hills High	57/73635-00-039	11/29/16	\$ 2,199,511	\$ -	
Santa Barbara Unified	Santa Barbara	La Colina Junior High	57/76786-00-009	11/29/16	\$ 964,894	\$ -	
Princeton Joint Unified	Glenn	Princeton Junior-Senior High	57/62646-00-001	12/01/16	\$ 1,050,884	\$ -	
Princeton Joint Unified	Glenn	Princeton Elementary	57/62646-00-002	12/01/16	\$ 344,816	\$ -	
Placer Union High	Placer	Placer High	57/66894-00-010	12/01/16	\$ 3,190,203	\$ -	
Torrance Unified	Los Angeles	Torrance High	57/65060-00-035	12/06/16	\$ 4,209,195	\$ -	
Merced City Elementary	Merced	Hoover Middle	57/65771-00-012	12/07/16	\$ 3,805,712	\$ -	
Stockton Unified	San Joaquin	Edison Senior High	57/68676-00-039	12/07/16	\$ 16,101,918	\$ -	
Newport-Mesa Unified	Orange	Corona Del Mar High	57/66597-00-041	12/12/16	\$ 5,555,425	\$ -	
Palm Springs Unified	Riverside	Raymond Cree Middle	57/67173-00-010	12/12/16	\$ 588,722	\$ -	
Franklin-McKinley Elementary	Santa Clara	Franklin Elementary	57/69450-00-010	12/14/16	\$ 2,358,216	\$ -	
Placer Union High	Placer	Del Oro High	57/66894-00-011	12/15/16	\$ 2,787,304	\$ -	
Garden Grove Unified	Orange	Marie Hare Continuation High	57/66522-00-086	12/21/16	\$ 894,001	\$ -	
Moreno Valley Unified	Riverside	Edgemont Elementary	57/67124-00-009	12/23/16	\$ 1,059,890	\$ -	
Moreno Valley Unified	Riverside	Moreno Valley High	57/67124-00-010	12/23/16	\$ 1,667,764	\$ -	
Alvord Unified	Riverside	Crista S. McAuliffe Elementary	57/66977-00-016	12/28/16	\$ 840,231	\$ -	
Alvord Unified	Riverside	La Sierra High	57/66977-00-017	12/28/16	\$ 2,715,598	\$ -	
Alvord Unified	Riverside	Foothill Elementary	57/66977-00-018	12/28/16	\$ 1,508,459	\$ -	
Jurupa Unified	Riverside	Peralta Elementary	57/67090-00-009	12/29/16	\$ 690,106	\$ -	
Folsom-Cordova Unified	Sacramento	Sundahl (Carl H.) Elementary	57/67330-21-005	01/06/17	\$ 1,900,623	\$ -	
Woodville Elementary	Tulare	Woodville Elementary	57/72298-00-002	01/06/17	\$ 173,771	\$ 115,847	
Lancaster Elementary	Los Angeles	Joshua Elementary	57/64667-00-008	01/11/17	\$ 1,514,346	\$ -	
Hollister Elementary	San Benito	Cerra Vista Elementary	57/67470-00-001	01/11/17	\$ 1,097,653	\$ -	
Hollister Elementary	San Benito	Calaveras Elementary	57/67470-00-002	01/11/17	\$ 1,120,146	\$ -	
Torrance Unified	Los Angeles	North High	57/65060-00-036	01/12/17	\$ 2,283,123	\$ -	
Corcoran Joint Unified	Kings	John Muir Middle	57/63891-00-011	01/13/17	\$ 2,251,630	\$ -	
Merced City Elementary	Merced	Chenoweth Elementary	57/65771-00-013	01/17/17	\$ 1,341,801	\$ -	
Merced City Elementary	Merced	Chenoweth Elementary	57/65771-00-014	01/17/17	\$ 667,044	\$ -	
Rincon Valley Union Elementary	Sonoma	Binkley Elementary	57/70896-00-009	01/17/17	\$ 1,397,839	\$ -	
Rincon Valley Union Elementary	Sonoma	Madrone Elementary	57/70896-00-010	01/17/17	\$ 592,830	\$ -	
Colton Joint Unified	San Bernardino	Bloomington High	57/67686-00-024	01/18/17	\$ 1,674,492	\$ -	
Pacific Elementary	Santa Cruz	Pacific Elementary	57/69781-00-001	01/20/17	\$ 47,565	\$ 31,710	
Westside Union Elementary	Los Angeles	Cottonwood Elementary	57/65102-00-004	01/24/17	\$ 2,226,796	\$ -	
Gridley Unified	Butte	Sycamore Middle	57/75507-00-001	01/24/17	\$ 669,187	\$ -	
Gridley Unified	Butte	Sycamore Middle	57/75507-00-002	01/24/17	\$ 662,920	\$ -	
Gridley Unified	Butte	Wilson Elementary	57/75507-00-003	01/24/17	\$ 995,603	\$ -	

SFP APPLICATIONS
 Modernization School Facilities Program
 - Workload as of December 31, 2018 -

District	County	Site Name	Application Number	OPSC Date Received	Estimated State Grant (a)	Financial Hardship (b)	Notification Occurred**
Gridley Unified	Butte	Wilson Elementary	57/75507-00-004	01/24/17	\$ 892,537	\$ -	
Gridley Unified	Butte	McKinley Elementary	57/75507-00-005	01/24/17	\$ 1,397,840	\$ -	
Pollock Pines Elementary	El Dorado	Pinewood Elementary	57/61960-00-001	01/25/17	\$ 1,147,329	\$ -	
Pollock Pines Elementary	El Dorado	Sierra Ridge Middle	57/61960-00-002	01/25/17	\$ 1,339,531	\$ -	
Atascadero Unified	San Luis Obispo	Santa Rosa Academy	57/68700-00-004	01/25/17	\$ 3,603,262	\$ -	
Arvin Union Elementary	Kern	Haven Drive Middle	57/63313-00-001	01/26/17	\$ 1,572,811	\$ -	
Pixley Union Elementary	Tulare	Pixley Union Elementary	57/72041-00-001	01/26/17	\$ 3,570,061	\$ 2,380,041	
Atascadero Unified	San Luis Obispo	San Gabriel Elementary	57/68700-00-005	02/01/17	\$ 2,680,991	\$ -	
San Carlos Elementary	San Mateo	Tierra Linda Middle	57/69021-00-011	02/01/17	\$ 4,135,922	\$ -	
Jurupa Unified	Riverside	Ina Arbuckle Elementary	57/67090-00-010	02/03/17	\$ 2,565,897	\$ -	
San Juan Unified	Sacramento	Citrus Heights Elementary	57/67447-00-061	02/03/17	\$ 310,415	\$ -	
Corcoran Joint Unified	Kings	Mark Twain Elementary	57/63891-00-012	02/07/17	\$ 2,019,861	\$ -	
Newcastle Elementary	Placer	Newcastle Elementary	57/66852-00-002	02/07/17	\$ 80,508	\$ 53,672	
Grossmont Union High	San Diego	El Capitan High	57/68130-00-026	02/07/17	\$ 242,388	\$ -	
Tahoe-Truckee Joint Unified	Placer	Kings Beach Elementary	57/66944-00-011	02/13/17	\$ 1,044,412	\$ -	
Tahoe-Truckee Joint Unified	Placer	Glenshire Elementary	57/66944-00-013	02/13/17	\$ 1,042,848	\$ -	
Tracy Unified	San Joaquin	South West Park Elementary	57/75499-00-011	02/14/17	\$ 2,659,552	\$ -	
Azusa Unified	Los Angeles	Center Middle	57/64279-00-019	02/15/17	\$ 3,296,598	\$ -	
Alameda Unified	Alameda	Alameda High	57/61119-01-001	02/23/17	\$ 1,679,127	\$ -	
Banta Elementary	San Joaquin	Banta Elementary	57/68486-00-002	02/23/17	\$ 80,632	\$ 53,755	
Sequoia Union Elementary	Tulare	Sequoia Elementary	57/72116-00-002	02/24/17	\$ 168,807	\$ 112,538	
Jurupa Unified	Riverside	Jurupa Valley High	57/67090-00-011	02/27/17	\$ 1,595,262	\$ -	
San Juan Unified	Sacramento	Bella Vista High	57/67447-00-062	02/27/17	\$ 741,237	\$ -	
Southern Humboldt Joint Unified	Humboldt	South Fork High	57/63040-00-001	03/03/17	\$ 2,114,533	\$ -	
Atascadero Unified	San Luis Obispo	Atascadero Junior High	57/68700-00-006	03/03/17	\$ 5,164,441	\$ -	
Desert Sands Unified	Riverside	La Quinta Middle	57/67058-00-019	03/06/17	\$ 2,566,440	\$ -	
Palm Springs Unified	Riverside	Agua Caliente Elementary	57/67173-00-011	03/07/17	\$ 1,179,108	\$ -	
Sierra Sands Unified	Kern	Burroughs High	57/73742-00-009	03/07/17	\$ 8,093,864	\$ 5,395,909	
San Ramon Valley Unified	Contra Costa	Bollinger Canyon Elementary	57/61804-00-026	03/13/17	\$ 502,912	\$ -	
San Ramon Valley Unified	Contra Costa	Los Cerros Middle	57/61804-00-027	03/13/17	\$ 1,001,109	\$ -	
Sierra Sands Unified	Kern	Murray Middle	57/73742-00-010	03/13/17	\$ 4,810,926	\$ 3,207,284	
Azusa Unified	Los Angeles	Slauson Middle	57/64279-00-020	03/15/17	\$ 4,694,932	\$ -	
San Ramon Valley Unified	Contra Costa	Pine Valley Middle	57/61804-00-028	03/16/17	\$ 858,187	\$ -	
San Ramon Valley Unified	Contra Costa	Tassajara Hills Elementary	57/61804-00-029	03/16/17	\$ 670,550	\$ -	
Dinuba Unified	Tulare	Dinuba High	57/75531-00-013	03/16/17	\$ 840,068	\$ 560,046	
Dinuba Unified	Tulare	Jefferson Elementary	57/75531-00-014	03/16/17	\$ 190,260	\$ 126,840	
Dinuba Unified	Tulare	Lincoln Elementary	57/75531-00-015	03/16/17	\$ 100,240	\$ 66,827	
Torrance Unified	Los Angeles	Calle Mayor Middle School	57/65060-00-037	03/22/17	\$ 1,326,473	\$ -	
Downey Unified	Los Angeles	Stauffer Middle	57/64451-00-029	03/23/17	\$ 7,237,121	\$ -	
Central Elementary	San Bernardino	Dona Merced Elementary	57/67645-00-006	03/28/17	\$ 700,193	\$ -	
Central Elementary	San Bernardino	Bear Gulch Elementary	57/67645-00-007	03/28/17	\$ 826,805	\$ -	
Clovis Unified	Fresno	Red Bank Elementary	57/62117-00-055	04/04/17	\$ 3,090,137	\$ -	
Twin Rivers Unified	Sacramento	Frontier Elementary	57/76505-00-042	04/05/17	\$ 798,413	\$ -	
Twin Rivers Unified	Sacramento	Castori Elementary	57/76505-00-043	04/05/17	\$ 625,660	\$ -	
Twin Rivers Unified	Sacramento	Northwood Elementary	57/76505-00-044	04/05/17	\$ 676,898	\$ -	

SFP APPLICATIONS
 Modernization School Facilities Program
 - Workload as of December 31, 2018 -

District	County	Site Name	Application Number	OPSC Date Received	Estimated State Grant (a)	Financial Hardship (b)	Notification Occurred**
Potter Valley Community Unified	Mendocino	Potter Valley High	57/73866-00-001	04/07/17	\$ 1,812,691	\$ -	
Scotts Valley Unified	Santa Cruz	Scotts Valley Middle	57/75432-00-002	04/20/17	\$ 4,228,965	\$ -	
Central Elementary	San Bernardino	Central Elementary	57/67645-00-008	04/24/17	\$ 809,201	\$ -	
Menlo Park City Elementary	San Mateo	Laurel Elementary	57/68965-00-006	04/24/17	\$ 1,812,907	\$ -	
Fullerton Joint Union High	Orange	Sunny Hills High	57/66514-00-016	04/26/17	\$ 2,230,396	\$ -	
San Francisco Unified	San Francisco	Redding Elementary	57/68478-79-004	04/26/17	\$ 1,649,358	\$ -	
San Benito High	San Benito	San Benito High	57/67538-00-002	04/27/17	\$ 1,033,724	\$ -	
San Benito High	San Benito	San Benito High	57/67538-00-003	04/27/17	\$ 3,781,733	\$ -	
San Benito High	San Benito	San Benito High	57/67538-00-004	04/27/17	\$ 797,124	\$ -	
Snowline Joint Unified	San Bernardino	Pinon Hills Elementary	57/73957-00-001	05/01/17	\$ 307,916	\$ 205,278	
Snowline Joint Unified	San Bernardino	Serrano High	57/73957-00-002	05/01/17	\$ 1,802,099	\$ 1,201,400	
Snowline Joint Unified	San Bernardino	Baldy Elementary	57/73957-00-003	05/01/17	\$ 542,518	\$ 361,679	
Snowline Joint Unified	San Bernardino	Chaparral Continuation High	57/73957-00-004	05/01/17	\$ 126,468	\$ 84,312	
Snowline Joint Unified	San Bernardino	Phelan Elementary	57/73957-00-005	05/01/17	\$ 390,288	\$ 260,192	
Snowline Joint Unified	San Bernardino	Quail Valley Middle	57/73957-00-006	05/01/17	\$ 235,451	\$ 156,967	
Snowline Joint Unified	San Bernardino	Wrightwood Elementary	57/73957-00-007	05/01/17	\$ 258,119	\$ 172,080	
Snowline Joint Unified	San Bernardino	Pinon Mesa Middle	57/73957-00-008	05/01/17	\$ 515,478	\$ 343,652	
Escalon Unified	San Joaquin	Escalon High	57/68502-00-003	05/04/17	\$ 195,585	\$ -	
Taft City Elementary	Kern	Lincoln Junior High	57/63800-00-007	05/09/17	\$ 3,922,144	\$ -	
Konocti Unified	Lake	Lower Lake High	57/64022-00-010	05/09/17	\$ 759,579	\$ -	
Konocti Unified	Lake	Lower Lake Elementary	57/64022-00-011	05/09/17	\$ 702,458	\$ -	
Kern High	Kern	Foothill High	57/63529-00-011	05/17/17	\$ 1,668,200	\$ -	
Pomona Unified	Los Angeles	Fremont Academy	57/64907-00-031	05/23/17	\$ 190,358	\$ -	
San Jacinto Unified	Riverside	De Anza Elementary	57/67249-00-006	05/23/17	\$ 2,730,216	\$ -	
San Jacinto Unified	Riverside	Park Hill	57/67249-00-007	05/23/17	\$ 2,557,969	\$ -	
San Ramon Valley Unified	Contra Costa	Iron Horse Middle	57/61804-00-030	05/26/17	\$ 903,361	\$ -	
Whittier City Elementary	Los Angeles	Dexter Middle	57/65110-00-013	06/02/17	\$ 5,030,095	\$ -	
Los Angeles Unified	Los Angeles	Drew (Charles) Middle	57/64733-00-600	06/06/17	\$ 4,199,849	\$ -	
Los Angeles Unified	Los Angeles	Kittridge Elementary	57/64733-00-601	06/06/17	\$ 1,095,503	\$ -	
Los Angeles Unified	Los Angeles	Hamasaki (Riggin) Elementary	57/64733-00-602	06/06/17	\$ 1,287,581	\$ -	
Los Angeles Unified	Los Angeles	Loyola Village Elementary	57/64733-00-603	06/06/17	\$ 1,649,253	\$ -	
Los Angeles Unified	Los Angeles	Graham Elementary	57/64733-00-610	06/06/17	\$ 3,852,882	\$ -	
Los Angeles Unified	Los Angeles	Tenth Street Elementary	57/64733-00-611	06/06/17	\$ 3,555,182	\$ -	
Los Angeles Unified	Los Angeles	Belmont Senior High	57/64733-11-013	06/06/17	\$ 1,992,944	\$ -	
Los Angeles Unified	Los Angeles	Loreto Street Elementary	57/64733-00-604	06/12/17	\$ 969,228	\$ -	
Los Angeles Unified	Los Angeles	West Vernon Avenue Elementary	57/64733-00-605	06/12/17	\$ 3,129,659	\$ -	
Los Angeles Unified	Los Angeles	Alphonso B Perez Special Education Center	57/64733-00-606	06/12/17	\$ 2,182,080	\$ -	
Los Angeles Unified	Los Angeles	Loren Miller Elementary	57/64733-00-607	06/12/17	\$ 2,062,559	\$ -	
Los Angeles Unified	Los Angeles	Marvin Elementary	57/64733-00-608	06/12/17	\$ 1,761,910	\$ -	
Los Angeles Unified	Los Angeles	Fairfax Senior High	57/64733-00-609	06/12/17	\$ 2,391,709	\$ -	
Cucamonga Elementary	San Bernardino	The Ontario Center	57/67694-00-004	06/15/17	\$ 2,691,763	\$ -	
Ackerman Elementary	Placer	Bowman Elementary	57/66761-00-004	06/16/17	\$ 2,019,694	\$ -	
Ceres Unified	Stanislaus	Ceres High	57/71043-00-014	06/19/17	\$ 1,693,230	\$ -	
Los Angeles Unified	Los Angeles	Burton Street Elementary	57/64733-00-612	06/20/17	\$ 2,776,042	\$ -	
Los Angeles Unified	Los Angeles	State Street Elementary	57/64733-00-613	06/20/17	\$ 2,176,320	\$ -	

SFP APPLICATIONS
 Modernization School Facilities Program
 - Workload as of December 31, 2018 -

District	County	Site Name	Application Number	OPSC Date Received	Estimated State Grant (a)	Financial Hardship (b)	Notification Occurred**
Los Angeles Unified	Los Angeles	Sherman Oaks Center for Enriched Studies	57/64733-00-614	06/20/17	\$ 2,125,578	\$ -	
Los Angeles Unified	Los Angeles	Parthenia Street Elementary	57/64733-00-615	06/20/17	\$ 2,387,217	\$ -	
Los Angeles Unified	Los Angeles	James Monroe High	57/64733-00-616	06/20/17	\$ 1,784,276	\$ -	
Los Angeles Unified	Los Angeles	Robert Louis Stevenson Middle	57/64733-05-017	06/20/17	\$ 1,225,590	\$ -	
Los Angeles Unified	Los Angeles	Montague Charter Academy	57/64733-38-023	06/20/17	\$ 1,849,493	\$ -	
Twin Rivers Unified	Sacramento	Foothill High	57/76505-00-045	06/21/17	\$ 215,624	\$ -	
Twin Rivers Unified	Sacramento	Woodlake Elementary	57/76505-00-047	06/21/17	\$ 936,133	\$ -	
Twin Rivers Unified	Sacramento	Orchard Elementary	57/76505-00-048	06/21/17	\$ 677,836	\$ -	
Twin Rivers Unified	Sacramento	D. W. Babcock Elementary	57/76505-02-001	06/21/17	\$ 12,100	\$ -	
Twin Rivers Unified	Sacramento	Hagginwood Elementary	57/76505-02-003	06/21/17	\$ 477,469	\$ -	
Fullerton Joint Union High	Orange	Troy High	57/66514-00-017	06/22/17	\$ 3,425,704	\$ -	
Jurupa Unified	Riverside	Rubidoux High	57/67090-00-012	06/22/17	\$ 4,876,717	\$ -	
San Ramon Valley Unified	Contra Costa	Charlotte Wood Middle	57/61804-00-031	06/29/17	\$ 1,162,640	\$ -	
Los Angeles Unified	Los Angeles	Elizabeth Learning Center	57/64733-00-617	07/06/17	\$ 1,635,587	\$ -	
Los Angeles Unified	Los Angeles	Sylmar Senior High	57/64733-00-618	07/06/17	\$ 3,027,167	\$ -	
Los Angeles Unified	Los Angeles	Griffith Middle	57/64733-00-619	07/06/17	\$ 3,023,576	\$ -	
Chaffey Joint Union High	San Bernardino	Rancho Cucamonga High	57/67652-00-004	07/12/17	\$ 9,398,565	\$ -	
Gustine Unified	Stanislaus	Gustine High	57/73619-00-005	07/13/17	\$ 1,279,608	\$ -	
Brawley Elementary	Imperial	Barbara Worth Junior High	57/63073-00-003	07/14/17	\$ 1,076,419	\$ -	
Chaffey Joint Union High	San Bernardino	Etiwanda High	57/67652-00-005	07/14/17	\$ 19,425,446	\$ -	
La Habra City Elementary	Orange	Walnut Elementary	57/66563-00-009	07/17/17	\$ 2,669,971	\$ -	
Lincoln Unified	San Joaquin	Claudia Landeen Elementary	57/68569-00-016	07/17/17	\$ 1,012,180	\$ -	
Lincoln Unified	San Joaquin	Lincoln Elementary	57/68569-00-017	07/17/17	\$ 798,973	\$ -	
Los Angeles Unified	Los Angeles	Hoover Street Elementary	57/64733-00-620	07/18/17	\$ 2,493,434	\$ -	
Los Angeles Unified	Los Angeles	Griffin Avenue Elementary	57/64733-00-621	07/18/17	\$ 1,748,486	\$ -	
Los Angeles Unified	Los Angeles	El Sereno Middle	57/64733-34-016	07/18/17	\$ 467,371	\$ -	
Los Angeles Unified	Los Angeles	Reseda High	57/64733-39-008	07/18/17	\$ 1,622,731	\$ -	
Central Union High	Imperial	Southwest High	57/63115-00-003	07/25/17	\$ 2,983,443	\$ -	
Los Angeles Unified	Los Angeles	Kennedy (John F.) High	57/64733-00-622	07/25/17	\$ 1,378,141	\$ -	
Los Angeles Unified	Los Angeles	Hale Charter School Academy	57/64733-00-623	07/25/17	\$ 4,231,576	\$ -	
Los Angeles Unified	Los Angeles	Dana (Richard Henry) Middle	57/64733-20-019	07/25/17	\$ 1,049,442	\$ -	
Larkspur Elementary	Marin	Hall Middle	57/65367-00-006	07/26/17	\$ 855,664	\$ -	
Santa Paula Unified	Ventura	McKevett Elementary	57/76828-00-002	07/26/17	\$ 1,300,289	\$ -	
Torrance Unified	Los Angeles	Bert M. Lynn Middle	57/65060-00-038	07/28/17	\$ 741,833	\$ -	
Torrance Unified	Los Angeles	Edison Elementary	57/65060-00-039	07/28/17	\$ 326,165	\$ -	
Torrance Unified	Los Angeles	Evelyn Carr Elementary	57/65060-00-040	07/28/17	\$ 73,359	\$ -	
Torrance Unified	Los Angeles	Casimir Middle	57/65060-00-041	07/28/17	\$ 274,729	\$ -	
Torrance Unified	Los Angeles	Jefferson Middle	57/65060-00-042	07/28/17	\$ 811,892	\$ -	
Temecula Valley Unified	Riverside	Temecula Elementary	57/75192-00-008	07/28/17	\$ 712,375	\$ -	
Twin Rivers Unified	Sacramento	Noralto Elementary	57/76505-00-050	07/28/17	\$ 912,660	\$ -	
Torrance Unified	Los Angeles	Riviera Elementary	57/65060-00-043	07/31/17	\$ 522,319	\$ -	
Los Angeles Unified	Los Angeles	White Point Elementary	57/64733-00-624	08/01/17	\$ 1,863,739	\$ -	
Placer Union High	Placer	Placer High	57/66894-00-012	08/01/17	\$ 464,452	\$ -	
Torrance Unified	Los Angeles	Towers Elementary	57/65060-00-044	08/02/17	\$ 654,453	\$ -	
Sequoia Union High	San Mateo	Redwood High	57/69062-00-037	08/03/17	\$ 560,989	\$ -	

SFP APPLICATIONS
 Modernization School Facilities Program
 - Workload as of December 31, 2018 -

District	County	Site Name	Application Number	OPSC Date Received	Estimated State Grant (a)	Financial Hardship (b)	Notification Occurred**
Los Angeles Unified	Los Angeles	Chatsworth Senior High	57/64733-00-625	08/08/17	\$ 1,777,658	\$ -	
Los Angeles Unified	Los Angeles	Leland Street Elementary	57/64733-00-626	08/08/17	\$ 811,630	\$ -	
Los Angeles Unified	Los Angeles	Van Nuys Elementary	57/64733-00-627	08/08/17	\$ 2,651,877	\$ -	
Los Angeles Unified	Los Angeles	Stagg Street Elementary	57/64733-00-628	08/08/17	\$ 1,593,293	\$ -	
Azusa Unified	Los Angeles	Henry Dalton Elementary	57/64279-00-021	08/11/17	\$ 2,870,170	\$ -	
Porterville Unified	Tulare	Porterville High	57/75523-00-015	08/11/17	\$ 6,176,901	\$ -	
Porterville Unified	Tulare	Monache High	57/75523-00-016	08/11/17	\$ 3,199,635	\$ -	
Larkspur Elementary	Marin	Neil Cummins Elementary	57/65367-00-007	08/14/17	\$ 754,398	\$ -	
Rincon Valley Union Elementary	Sonoma	Village Elementary Charter	57/70896-00-011	08/14/17	\$ 1,634,597	\$ -	
Los Angeles Unified	Los Angeles	Coldwater Canyon Elementary	57/64733-00-629	08/16/17	\$ 2,719,964	\$ -	
Los Angeles Unified	Los Angeles	San Fernando Senior High	57/64733-73-005	08/16/17	\$ 4,443,145	\$ -	
Escondido Union	San Diego	Quantum Academy	57/68098-00-013	08/16/17	\$ 985,189	\$ -	
Merced River Union Elementary	Merced	Washington Elementary	57/73726-00-001	08/17/17	\$ 112,778	\$ 75,186	
McSwain Union Elementary	Merced	McSwain Elementary	57/65763-00-003	08/18/17	\$ 161,469	\$ 107,646	
Natomas Unified	Sacramento	Natomas Pacific Pathways Prep Middle	57/75283-00-004	08/18/17	\$ 2,479,644	\$ -	
Caruthers Unified	Fresno	Caruthers High	57/75598-00-003	08/21/17	\$ 2,758,739	\$ -	
Burbank Unified	Los Angeles	Thomas Jefferson Elementary	57/64337-00-018	08/22/17	\$ 138,270	\$ -	
Irvine Unified	Orange	Santiago Hills Elementary	57/73650-00-021	08/23/17	\$ 335,448	\$ -	
Irvine Unified	Orange	College Park Elementary	57/73650-00-022	08/23/17	\$ 470,630	\$ -	
Irvine Unified	Orange	Culverdale Elementary	57/73650-00-023	08/23/17	\$ 597,498	\$ -	
Washington Unified	Fresno	West Fresno Elementary	57/76778-00-004	08/29/17	\$ 688,283	\$ -	
Los Angeles Unified	Los Angeles	Markham (Edwin) Middle	57/64733-00-630	08/30/17	\$ 1,804,655	\$ -	
Los Angeles Unified	Los Angeles	Bell Senior High	57/64733-00-631	08/30/17	\$ 2,084,470	\$ -	
Sacramento City Unified	Sacramento	Kit Carson Middle	57/67439-00-075	08/30/17	\$ 38,707	\$ -	
Rincon Valley Union Elementary	Sonoma	Matanzas Elementary	57/70896-00-012	08/31/17	\$ 666,550	\$ -	
Central Union Elementary	Kings	Akers Elementary	57/63883-00-001	09/01/17	\$ 434,796	\$ 289,864	
Torrance Unified	Los Angeles	West High	57/65060-00-045	09/01/17	\$ 3,338,116	\$ -	
Palo Verde Union Elementary	Tulare	Palo Verde Elementary	57/72033-00-002	09/01/17	\$ 30,247	\$ 20,164	
North Monterey County Unified	Monterey	North Monterey County High	57/73825-00-010	09/07/17	\$ 3,519,183	\$ -	
Sweetwater Union High	San Diego	Sweetwater High	57/68411-00-043	09/08/17	\$ 3,597,141	\$ -	
Sweetwater Union High	San Diego	Hilltop Middle	57/68411-00-044	09/08/17	\$ 1,611,256	\$ -	
Sweetwater Union High	San Diego	Chula Vista Senior High	57/68411-00-045	09/08/17	\$ 3,194,421	\$ -	
Sweetwater Union High	San Diego	Mar Vista Middle	57/68411-00-046	09/08/17	\$ 1,406,447	\$ -	
Sweetwater Union High	San Diego	Mar Vista Senior High	57/68411-00-047	09/08/17	\$ 2,037,649	\$ -	
Sweetwater Union High	San Diego	Castle Park Senior High	57/68411-00-048	09/08/17	\$ 2,157,524	\$ -	
Twin Rivers Unified	Sacramento	Woodridge Elementary	57/76505-00-052	09/08/17	\$ 573,298	\$ -	
Twin Rivers Unified	Sacramento	Grant Union High	57/76505-00-054	09/08/17	\$ 1,915,763	\$ -	
Los Angeles Unified	Los Angeles	Robert Frost Middle	57/64733-00-632	09/13/17	\$ 5,038,547	\$ -	
Los Angeles Unified	Los Angeles	Hart Street Elementary	57/64733-00-633	09/13/17	\$ 676,654	\$ -	
Los Angeles Unified	Los Angeles	Alta Loma Elementary	57/64733-10-003	09/13/17	\$ 820,154	\$ -	
Escondido Union	San Diego	Mission Middle	57/68098-00-014	09/14/17	\$ 3,201,633	\$ -	
Weaver Union	Merced	Weaver Middle	57/65862-00-002	09/15/17	\$ 2,210,240	\$ -	
Los Angeles Unified	Los Angeles	Capistrano Avenue Elementary	57/64733-00-634	09/20/17	\$ 1,204,765	\$ -	
Newport-Mesa Unified	Orange	Roy O. Andersen Elementary	57/66597-00-042	09/20/17	\$ 255,268	\$ -	
Burbank Unified	Los Angeles	Bret Harte Elementary	57/64337-00-019	09/21/17	\$ 138,270	\$ -	

SFP APPLICATIONS
 Modernization School Facilities Program
 - Workload as of December 31, 2018 -

District	County	Site Name	Application Number	OPSC Date Received	Estimated State Grant (a)	Financial Hardship (b)	Notification Occurred**
Victor Elementary	San Bernardino	Village Elementary	57/67918-00-006	09/25/17	\$ 871,723	\$ -	
Victor Elementary	San Bernardino	Mojave Vista Elementary	57/67918-00-007	09/25/17	\$ 904,696	\$ -	
Yreka Union High	Siskiyou	Yreka High	57/70516-00-003	09/25/17	\$ 750,864	\$ 500,576	
Maple Elementary	Kern	Maple Elementary	57/63610-00-003	09/29/17	\$ 1,658,089	\$ 1,105,393	
Norwalk-La Mirada Unified	Los Angeles	John H. Glenn High	57/64840-00-027	10/04/17	\$ 1,520,177	\$ -	
Norwalk-La Mirada Unified	Los Angeles	Corvallis Middle	57/64840-00-028	10/06/17	\$ 1,587,197	\$ -	
Norwalk-La Mirada Unified	Los Angeles	Reginald M. Benton Middle	57/64840-00-029	10/06/17	\$ 784,751	\$ -	
Los Angeles Unified	Los Angeles	Emelita Street Elementary	57/64733-00-635	10/11/17	\$ 1,075,775	\$ -	
Escondido Union	San Diego	Orange Glen Elementary	57/68098-00-015	10/12/17	\$ 2,211,945	\$ -	
Firebaugh-Las Deltas Joint Unified	Fresno	Arthur E. Mills Intermediate	57/73809-00-005	10/12/17	\$ 937,217	\$ -	
Cutler-Orosi Joint Unified	Tulare	Orosi High	57/71860-00-009	10/16/17	\$ 505,872	\$ 337,248	
Burbank Unified	Los Angeles	R. L. Stevenson Elementary	57/64337-00-020	10/17/17	\$ 605,944	\$ -	
Los Angeles Unified	Los Angeles	Palms Middle	57/64733-00-636	10/17/17	\$ 3,047,951	\$ -	
Southern Humboldt Joint Unified	Humboldt	Redway Elementary	57/63040-00-002	10/18/17	\$ 1,701,739	\$ -	
Newhall Elementary	Los Angeles	Peachland Avenue Elementary	57/64832-00-005	10/19/17	\$ 1,460,819	\$ -	
Columbia Elementary	Shasta	Columbia Elementary	57/69948-00-002	10/20/17	\$ 2,262,817	\$ -	
Los Angeles Unified	Los Angeles	Broadous Elementary	57/64733-00-637	10/25/17	\$ 713,401	\$ -	
Anaheim Union High	Orange	Anaheim High	57/66431-00-016	10/25/17	\$ 6,422,590	\$ -	
Anaheim Union High	Orange	Cypress High	57/66431-00-017	10/25/17	\$ 3,942,420	\$ -	
Downey Unified	Los Angeles	Rio Hondo Elementary	57/64451-00-030	10/27/17	\$ 1,879,657	\$ -	
San Marcos Unified	San Diego	Alvin M. Dunn Elementary	57/73791-00-006	10/31/17	\$ 749,808	\$ -	
Los Angeles Unified	Los Angeles	Olive Vista Middle	57/64733-00-638	11/01/17	\$ 6,669,152	\$ -	
San Benito High	San Benito	San Benito High	57/67538-00-005	11/01/17	\$ 8,893,601	\$ -	
San Benito High	San Benito	San Benito High	57/67538-00-006	11/03/17	\$ 11,291,330	\$ -	
San Marcos Unified	San Diego	Alvin M. Dunn Elementary	57/73791-00-007	11/03/17	\$ 2,716,054	\$ -	
Jurupa Unified	Riverside	Mission Bell Elementary	57/67090-00-013	11/09/17	\$ 1,435,563	\$ -	
Chaffey Joint Union High	San Bernardino	Chaffey High	57/67652-00-006	11/09/17	\$ 21,161,925	\$ -	
Armona Union Elementary	Kings	Armona Elementary	57/63875-00-002	11/13/17	\$ 366,389	\$ 244,260	
Romoland Elementary	Riverside	Romoland Elementary	57/67231-00-002	11/14/17	\$ 2,021,328	\$ -	
Visalia Unified	Tulare	Mineral King Elementary	57/72256-00-022	11/16/17	\$ 4,085,803	\$ -	
Muroc Joint Unified	Kern	Bailey Avenue Elementary	57/63685-00-009	11/22/17	\$ 348,035	\$ 232,023	
Elk Grove Unified	Sacramento	Franklin High	57/67314-00-020	11/28/17	\$ 1,131,367	\$ -	
San Jacinto Unified	Riverside	San Jacinto High	57/67249-00-008	11/29/17	\$ 2,089,406	\$ -	
Corona-Norco Unified	Riverside	Centennial High	57/67033-00-017	11/30/17	\$ 1,344,548	\$ -	
Fullerton Joint Union High	Orange	Fullerton Union High	57/66514-00-018	12/01/17	\$ 981,045	\$ -	
Millville Elementary	Shasta	Millville Elementary	57/70052-00-003	12/04/17	\$ 678,155	\$ 452,103	
Los Angeles Unified	Los Angeles	La Salle Avenue Elementary	57/64733-00-639	12/05/17	\$ 3,367,284	\$ -	
Elk Grove Unified	Sacramento	Laguna Creek High	57/67314-00-021	12/05/17	\$ 3,491,746	\$ -	
Buena Park Elementary	Orange	Buena Park Junior High	57/66456-00-008	12/07/17	\$ 2,068,018	\$ -	
Buena Park Elementary	Orange	Carl E. Gilbert Elementary	57/66456-00-009	12/07/17	\$ 1,114,370	\$ -	
Buena Park Elementary	Orange	James A. Whitaker Elementary	57/66456-00-010	12/07/17	\$ 1,570,372	\$ -	
Buena Park Elementary	Orange	Charles G. Emery Elementary	57/66456-00-011	12/07/17	\$ 997,188	\$ -	
Buena Park Elementary	Orange	Mabel L. Pendleton Elementary	57/66456-00-012	12/07/17	\$ 1,104,993	\$ -	
Centralia Elementary	Orange	Centralia Elementary	57/66472-00-010	12/07/17	\$ 1,644,013	\$ -	
San Bernardino City Unified	San Bernardino	Muscoy Elementary	57/67876-00-106	12/07/17	\$ 509,155	\$ -	

SFP APPLICATIONS
 Modernization School Facilities Program
 - Workload as of December 31, 2018 -

District	County	Site Name	Application Number	OPSC Date Received	Estimated State Grant (a)	Financial Hardship (b)	Notification Occurred**
San Ysidro Elementary	San Diego	Smythe Elementary	57/68379-00-002	12/07/17	\$ 3,108,949	\$ -	
San Ysidro Elementary	San Diego	La Mirada Elementary	57/68379-00-003	12/07/17	\$ 2,652,962	\$ -	
Santa Ynez Valley Union High	Santa Barbara	Santa Ynez Valley Union High	57/69328-00-001	12/07/17	\$ 9,557,589	\$ -	
Buena Park Elementary	Orange	Arthur F. Corey Elementary	57/66456-00-013	12/15/17	\$ 1,132,892	\$ -	
Buena Park Elementary	Orange	Gordon H. Beatty Elementary	57/66456-00-014	12/15/17	\$ 1,300,307	\$ -	
Trinity Alps Unified	Trinity	Trinity High	57/76513-00-001	12/15/17	\$ 3,719,508	\$ -	
Downey Unified	Los Angeles	Gauldin Elementary	57/64451-00-031	12/18/17	\$ 1,809,488	\$ -	
San Marino Unified	Los Angeles	Huntington Middle	57/64964-00-008	12/20/17	\$ 2,431,828	\$ -	
Del Mar Union Elementary	San Diego	Carmel Del Mar Elementary	57/68056-00-004	12/22/17	\$ 2,376,647	\$ -	
Lowell Joint	Los Angeles	Olita Elementary	57/64766-00-001	12/26/17	\$ 3,060,024	\$ -	
Irvine Unified	Orange	Stone Creek Elementary	57/73650-00-024	12/26/17	\$ 1,411,210	\$ -	
Hayward Unified	Alameda	Hayward High	57/61192-00-003	12/28/17	\$ 9,871,566	\$ -	
Hayward Unified	Alameda	Tennyson High	57/61192-00-004	12/28/17	\$ 2,954,628	\$ -	
Hayward Unified	Alameda	Mt Eden High	57/61192-00-005	12/28/17	\$ 10,564,457	\$ -	
Clovis Unified	Fresno	Buchanan High	57/62117-00-056	01/02/18	\$ 10,402,026	\$ -	
Cypress Elementary	Orange	Margaret Landell Elementary	57/66480-00-006	01/02/18	\$ 988,220	\$ -	
Elk Grove Unified	Sacramento	Valley High	57/67314-00-022	01/04/18	\$ 1,570,493	\$ -	
Jurupa Unified	Riverside	Rubidoux High	57/67090-00-014	01/08/18	\$ 5,548,044	\$ -	
Buellton Union Elementary	Santa Barbara	Jonata Middle	57/69138-00-002	01/08/18	\$ 1,405,957	\$ -	
Butteville Union Elementary	Siskiyou	Butteville Elementary	57/70201-00-002	01/08/18	\$ 93,592	\$ 62,394	
Paradise Unified	Butte	Paradise Senior High	57/61531-00-003	01/12/18	\$ 4,482,717	\$ -	
William S. Hart Union High	Los Angeles	Placerita Junior High	57/65136-00-010	01/16/18	\$ 1,492,386	\$ -	
Alhambra Unified	Los Angeles	Repetto Elementary	57/75713-00-028	01/16/18	\$ 2,931,994	\$ -	
Alhambra Unified	Los Angeles	Monterey Highlands Elementary	57/75713-00-029	01/16/18	\$ 1,706,453	\$ -	
San Ramon Valley Unified	Contra Costa	Stone Valley Middle	57/61804-00-032	01/17/18	\$ 4,133,251	\$ -	
Monson-Sultana Joint Union Elementary	Tulare	Monson-Sultana Elementary	57/72009-00-002	01/22/18	\$ 118,375	\$ 78,917	
Elk Grove Unified	Sacramento	Sierra-Enterprise Elementary	57/67314-00-023	01/24/18	\$ 1,549,084	\$ -	
Merced City Elementary	Merced	Luther Burbank Elementary	57/65771-00-015	01/25/18	\$ 1,852,259	\$ -	
Elk Grove Unified	Sacramento	Florin High	57/67314-00-024	01/25/18	\$ 5,258,009	\$ -	
Irvine Unified	Orange	Irvine High	57/73650-00-025	01/25/18	\$ 3,874,257	\$ -	
Irvine Unified	Orange	University High	57/73650-00-026	01/25/18	\$ 654,092	\$ -	
Los Angeles Unified	Los Angeles	George Washington Carver Middle	57/64733-00-640	02/07/18	\$ 4,864,058	\$ -	
Los Angeles Unified	Los Angeles	Harrison Street Elementary	57/64733-00-641	02/12/18	\$ 1,904,407	\$ -	
Los Angeles Unified	Los Angeles	First Street Elementary	57/64733-00-642	02/12/18	\$ 2,634,671	\$ -	
Los Angeles Unified	Los Angeles	Main Street Elementary	57/64733-00-643	02/12/18	\$ 8,234,489	\$ -	
San Diego Unified	San Diego	University City High	57/68338-00-230	02/13/18	\$ 12,621,539	\$ -	
Temecula Valley Unified	Riverside	Temecula Middle	57/75192-00-009	02/13/18	\$ 5,317,887	\$ -	
Atwater Elementary	Merced	Mitchell Intermediate	57/65631-00-007	02/15/18	\$ 5,526,380	\$ -	
Atwater Elementary	Merced	Bellevue Elementary	57/65631-00-008	02/15/18	\$ 467,043	\$ -	
Grossmont Union High	San Diego	Granite Hills High	57/68130-00-027	02/15/18	\$ 619,301	\$ -	
Twin Rivers Unified	Sacramento	Warren A Allison Elementary	57/76505-00-055	02/16/18	\$ 644,619	\$ -	
Twin Rivers Unified	Sacramento	Westside Elementary	57/76505-00-056	02/16/18	\$ 1,170,571	\$ -	
Los Angeles Unified	Los Angeles	Nobel Junior Magnet Center	57/64733-00-644	02/20/18	\$ 2,641,139	\$ -	
Los Angeles Unified	Los Angeles	Wilmington Middle	57/64733-00-645	02/20/18	\$ 1,404,708	\$ -	
Los Angeles Unified	Los Angeles	Haddon Avenue Elementary	57/64733-00-646	02/20/18	\$ 536,406	\$ -	

SFP APPLICATIONS
 Modernization School Facilities Program
 - Workload as of December 31, 2018 -

District	County	Site Name	Application Number	OPSC Date Received	Estimated State Grant (a)	Financial Hardship (b)	Notification Occurred**
Los Angeles Unified	Los Angeles	Albion Street Elementary	57/64733-00-647	02/20/18	\$ 2,199,699	\$ -	
Los Angeles Unified	Los Angeles	Edwin Markham Middle	57/64733-00-648	02/20/18	\$ 2,487,925	\$ -	
Los Angeles Unified	Los Angeles	Florence Nightingale Middle	57/64733-08-007	02/20/18	\$ 2,028,913	\$ -	
Los Angeles Unified	Los Angeles	Glenn Hammond Curtiss Middle	57/64733-32-023	02/20/18	\$ 930,225	\$ -	
Los Angeles Unified	Los Angeles	Jordan High School Magnet	57/64733-68-008	02/20/18	\$ 2,284,577	\$ -	
Twin Rivers Unified	Sacramento	Rio Linda High	57/76505-00-057	02/20/18	\$ 1,687,709	\$ -	
Kentfield Elementary	Marin	Adaline E Kent Middle	57/65334-00-003	02/26/18	\$ 1,206,043	\$ -	
Los Angeles Unified	Los Angeles	Robert F Kennedy Elementary	57/64733-00-649	02/27/18	\$ 526,280	\$ -	
Los Angeles Unified	Los Angeles	Sixty-Eighth Street Elementary	57/64733-00-650	02/27/18	\$ 1,012,789	\$ -	
Los Angeles Unified	Los Angeles	Ulysses S Grant Senior High	57/64733-00-651	02/27/18	\$ 2,313,254	\$ -	
Los Angeles Unified	Los Angeles	Bell Senior High	57/64733-00-652	02/27/18	\$ 2,904,452	\$ -	
San Ramon Valley Unified	Contra Costa	California High	57/61804-00-033	03/01/18	\$ 920,156	\$ -	
Irvine Unified	Orange	Eastshore Elementary	57/73650-00-027	03/02/18	\$ 694,305	\$ -	
Irvine Unified	Orange	Springbrook Elementary	57/73650-00-028	03/02/18	\$ 3,097,577	\$ -	
Irvine Unified	Orange	Westpark Elementary	57/73650-00-029	03/02/18	\$ 3,415,758	\$ -	
Los Angeles Unified	Los Angeles	Rowan Avenue Elementary	57/64733-00-653	03/07/18	\$ 3,054,459	\$ -	
Los Angeles Unified	Los Angeles	Kester Avenue Elementary	57/64733-00-654	03/07/18	\$ 837,340	\$ -	
Los Angeles Unified	Los Angeles	Chandler Elementary School	57/64733-00-655	03/07/18	\$ 552,849	\$ -	
Los Angeles Unified	Los Angeles	Locke High School	57/64733-00-656	03/07/18	\$ 2,788,345	\$ -	
Los Angeles Unified	Los Angeles	Eagle Rock High	57/64733-00-657	03/07/18	\$ 5,881,556	\$ -	
Los Angeles Unified	Los Angeles	Woodrow Wilson Senior High	57/64733-00-658	03/07/18	\$ 3,778,899	\$ -	
Los Angeles Unified	Los Angeles	John F Kennedy High	57/64733-00-659	03/07/18	\$ 1,186,141	\$ -	
Los Angeles Unified	Los Angeles	John Marshall Senior High	57/64733-12-010	03/07/18	\$ 2,007,360	\$ -	
Los Angeles Unified	Los Angeles	Western Avenue Elementary	57/64733-25-011	03/07/18	\$ 3,032,859	\$ -	
Los Angeles Unified	Los Angeles	Gault Street Elementary	57/64733-37-007	03/07/18	\$ 370,632	\$ -	
Los Angeles Unified	Los Angeles	Bonita Street Elementary	57/64733-54-026	03/07/18	\$ 572,611	\$ -	
South San Francisco Unified	San Mateo	Monte Verde Elementary	57/69070-00-016	03/09/18	\$ 983,845	\$ -	
Delano Union Elementary	Kern	Del Vista Elementary	57/63404-00-003	03/13/18	\$ 3,013,353	\$ 2,008,902	
Dinuba Unified	Tulare	Roosevelt Elementary	57/75531-00-011	03/13/18	\$ 1,548,789	\$ 1,032,526	
Los Angeles Unified	Los Angeles	McKinley Avenue Elementary	57/64733-00-660	03/14/18	\$ 348,676	\$ -	
Los Angeles Unified	Los Angeles	Taft (William Howard) High	57/64733-00-661	03/14/18	\$ 721,067	\$ -	
Los Angeles Unified	Los Angeles	Benjamin Franklin Senior High	57/64733-00-662	03/14/18	\$ 797,799	\$ -	
Los Angeles Unified	Los Angeles	Hollywood Senior High	57/64733-00-663	03/14/18	\$ 6,482,058	\$ -	
Los Angeles Unified	Los Angeles	Reseda Elementary	57/64733-00-664	03/14/18	\$ 1,482,368	\$ -	
Los Angeles Unified	Los Angeles	James Monroe High	57/64733-00-665	03/14/18	\$ 2,292,973	\$ -	
Los Angeles Unified	Los Angeles	South Gate Middle	57/64733-16-012	03/14/18	\$ 1,154,193	\$ -	
Los Angeles Unified	Los Angeles	Van Nuys Senior High	57/64733-27-010	03/14/18	\$ 6,339,910	\$ -	
Los Angeles Unified	Los Angeles	Grover Cleveland High	57/64733-41-007	03/14/18	\$ 4,262,185	\$ -	
Los Angeles Unified	Los Angeles	Pacific Boulevard	57/64733-74-002	03/14/18	\$ 747,956	\$ -	
Gerber Union Elementary	Tehama	Gerber Elementary	57/71548-00-002	03/15/18	\$ 116,939	\$ 77,959	
Twin Rivers Unified	Sacramento	Madison Elementary	57/76505-00-058	03/15/18	\$ 1,189,769	\$ -	
Temecula Valley Unified	Riverside	Paloma Elementary	57/75192-00-010	03/20/18	\$ 1,520,714	\$ -	
Temecula Valley Unified	Riverside	Red Hawk Elementary	57/75192-00-011	03/20/18	\$ 2,813,360	\$ -	
Temecula Valley Unified	Riverside	Pauba Valley Elementary	57/75192-00-012	03/20/18	\$ 1,520,714	\$ -	
Long Beach Unified	Los Angeles	Roosevelt Elementary	57/64725-05-001	03/21/18	\$ 6,227,165	\$ -	

SFP APPLICATIONS
 Modernization School Facilities Program
 - Workload as of December 31, 2018 -

District	County	Site Name	Application Number	OPSC Date Received	Estimated State Grant (a)	Financial Hardship (b)	Notification Occurred**
Los Angeles Unified	Los Angeles	Belmont Senior High	57/64733-00-666	03/21/18	\$ 2,606,931	\$ -	
Los Angeles Unified	Los Angeles	Balboa Gifted/High Ability Magnet Elementary	57/64733-00-667	03/21/18	\$ 784,830	\$ -	
Los Angeles Unified	Los Angeles	Millikan Middle	57/64733-00-668	03/21/18	\$ 956,714	\$ -	
Los Angeles Unified	Los Angeles	Lull Special Education	57/64733-00-669	03/21/18	\$ 696,153	\$ -	
Los Angeles Unified	Los Angeles	52nd Street Elementary	57/64733-00-670	03/21/18	\$ 2,152,602	\$ -	
Mother Lode Union Elementary	El Dorado	Indian Creek Elementary	57/61929-00-005	03/22/18	\$ 2,336,628	\$ -	
Waugh Elementary	Sonoma	Meadow Elementary	57/70995-00-001	03/22/18	\$ 1,033,178	\$ -	
Benicia Unified	Solano	Joe Henderson Elementary	57/70524-00-010	03/23/18	\$ 724,721	\$ -	
Benicia Unified	Solano	Benicia Middle	57/70524-00-011	03/26/18	\$ 830,584	\$ -	
Benicia Unified	Solano	Matthew Turner Elementary	57/70524-00-012	03/26/18	\$ 787,575	\$ -	
Los Angeles Unified	Los Angeles	El Camino Real High	57/64733-44-006	03/28/18	\$ 1,071,828	\$ -	
Livingston Union	Merced	Campus Park Elementary	57/65748-00-003	03/28/18	\$ 1,398,819	\$ -	
Livingston Union	Merced	Selma Herndon Elementary	57/65748-00-004	03/28/18	\$ 1,233,166	\$ -	
Livingston Union	Merced	Yamato Colony Elementary	57/65748-00-005	03/28/18	\$ 2,686,921	\$ -	
Cutler-Orosi Joint Unified	Tulare	Palm Elementary	57/71860-00-010	03/28/18	\$ 1,020,048	\$ -	
Cutler-Orosi Joint Unified	Tulare	Golden Valley Elementary	57/71860-00-011	03/28/18	\$ 3,172,443	\$ -	
Cutler-Orosi Joint Unified	Tulare	El Monte Middle	57/71860-00-012	03/28/18	\$ 1,744,081	\$ -	
Dublin Unified	Alameda	Dublin High	57/75093-00-010	03/28/18	\$ 9,246,629	\$ -	
Temple City Unified	Los Angeles	Longden Elementary	57/66952-00-012	03/30/18	\$ 4,207,743	\$ -	
Alvord Unified	Riverside	Valley View Elementary	57/66977-00-019	03/30/18	\$ 1,134,030	\$ -	
Santa Ynez Valley Union High	Santa Barbara	Santa Ynez Valley Union High	57/69328-00-002	03/30/18	\$ 9,690,985	\$ -	
Delano Union Elementary	Kern	Albany Park Elementary	57/63404-00-004	04/02/18	\$ 2,143,037	\$ 1,428,691	
Delano Union Elementary	Kern	Nueva Vista Language Academy	57/63404-00-005	04/02/18	\$ 2,479,934	\$ 1,653,289	
Standard Elementary	Kern	Standard Middle	57/63792-00-002	04/02/18	\$ 6,160,251	\$ -	
Buckeye Union Elementary	El Dorado	Blue Oak Elementary	57/61838-00-008	04/03/18	\$ 2,975,476	\$ -	
Los Angeles Unified	Los Angeles	Venice Senior High	57/64733-00-671	04/04/18	\$ 7,404,266	\$ -	
Los Angeles Unified	Los Angeles	San Fernando Middle	57/64733-28-016	04/04/18	\$ 2,280,771	\$ -	
Benicia Unified	Solano	Mary Farmar Elementary	57/70524-00-013	04/05/18	\$ 728,292	\$ -	
Benicia Unified	Solano	Robert Semple Elementary	57/70524-00-014	04/05/18	\$ 728,292	\$ -	
Los Angeles Unified	Los Angeles	Los Angeles Center for Enriched Studies	57/64733-00-672	04/11/18	\$ 3,988,704	\$ -	
San Bernardino City Unified	San Bernardino	San Andreas High	57/67876-00-107	04/11/18	\$ 646,695	\$ -	
Irvine Unified	Orange	Rancho San Joaquin Middle	57/73650-00-030	04/11/18	\$ 543,617	\$ -	
Mujroc Joint Unified	Kern	Bailey Avenue Elementary	57/63685-00-009	04/12/18	\$ 3,160,473	\$ 2,106,982	
Coalinga-Huron Unified	Fresno	Huron Elementary	57/62125-00-008	04/13/18	\$ 3,663,751	\$ -	
Davis Joint Unified	Yolo	Davis Senior High	57/72678-00-014	04/13/18	\$ 1,399,278	\$ -	
Benicia Unified	Solano	Benicia High	57/70524-00-015	04/16/18	\$ 3,765,446	\$ -	
Fullerton Joint Union High	Orange	Sunny Hills High	57/66514-00-019	04/17/18	\$ 98,846	\$ -	
Fullerton Joint Union High	Orange	Troy High	57/66514-00-020	04/17/18	\$ 1,713,218	\$ -	
Los Angeles Unified	Los Angeles	Chatsworth High	57/64733-00-673	04/18/18	\$ 4,929,033	\$ -	
Los Angeles Unified	Los Angeles	Lorena Street Elementary	57/64733-00-674	04/18/18	\$ 1,037,103	\$ -	
Los Angeles Unified	Los Angeles	Banning (Phineas) Senior High	57/64733-32-024	04/18/18	\$ 1,041,187	\$ -	
Clay Joint Elementary	Fresno	Clay Elementary	57/62109-00-003	04/19/18	\$ 772,104	\$ -	
Elk Grove Unified	Sacramento	Elk Grove Elementary	57/67314-00-025	04/23/18	\$ 1,016,091	\$ -	
Tahoe-Truckee Unified	Placer	Glenshire Elementary	57/66944-00-014	04/24/18	\$ 837,536	\$ -	
Sacramento City Unified	Sacramento	C K McClatchy High	57/67439-00-076	04/24/18	\$ 2,545,153	\$ -	

SFP APPLICATIONS
 Modernization School Facilities Program
 - Workload as of December 31, 2018 -

District	County	Site Name	Application Number	OPSC Date Received	Estimated State Grant (a)	Financial Hardship (b)	Notification Occurred**
South San Francisco Unified	San Mateo	South San Francisco High	57/69070-00-017	04/24/18	\$ 746,113	\$ -	
Cupertino Union	Santa Clara	Cupertino Middle	57/69419-00-026	04/24/18	\$ 3,096,480	\$ -	
Cupertino Union	Santa Clara	Manuel De Vargas Elementary	57/69419-00-027	04/24/18	\$ 632,641	\$ -	
Cupertino Union	Santa Clara	Montclair Elementary	57/69419-00-028	04/24/18	\$ 647,975	\$ -	
Golden Plains Unified	Fresno	Tranquillity High	57/75234-00-005	04/24/18	\$ 1,386,105	\$ -	
Los Angeles Unified	Los Angeles	Verdugo Hills Senior High	57/64733-00-675	04/25/18	\$ 2,416,917	\$ -	
Los Angeles Unified	Los Angeles	Gridley Street Elementary	57/64733-00-676	04/25/18	\$ 1,095,306	\$ -	
Los Angeles Unified	Los Angeles	Sylmar Senior High	57/64733-00-677	04/25/18	\$ 866,850	\$ -	
Los Angeles Unified	Los Angeles	Taft (William Howard) Senior High	57/64733-00-678	04/25/18	\$ 1,124,582	\$ -	
Los Angeles Unified	Los Angeles	Reseda Elementary	57/64733-00-679	04/25/18	\$ 685,352	\$ -	
Los Angeles Unified	Los Angeles	Coldwater Canyon Elementary	57/64733-00-680	04/25/18	\$ 3,245,312	\$ -	
Los Angeles Unified	Los Angeles	Thomas Jefferson Senior High	57/64733-13-010	04/25/18	\$ 1,883,555	\$ -	
Los Angeles Unified	Los Angeles	Carson Senior High	57/64733-54-027	04/25/18	\$ 6,125,746	\$ -	
Lakeport Unified	Lake	Clear Lake High	57/64030-00-008	04/26/18	\$ 784,683	\$ -	
Black Butte Union Elementary	Shasta	Black Butte Elementary	57/69880-00-003	05/01/18	\$ 796,401	\$ -	
Los Angeles Unified	Los Angeles	Annalee Avenue Elementary	57/64733-00-681	05/02/18	\$ 668,195	\$ -	
Los Angeles Unified	Los Angeles	Alexander Hamilton Senior High	57/64733-00-682	05/02/18	\$ 1,207,579	\$ -	
Los Angeles Unified	Los Angeles	Walter Reed Middle	57/64733-00-683	05/02/18	\$ 1,630,748	\$ -	
Los Angeles Unified	Los Angeles	Downtown Business High	57/64733-00-684	05/02/18	\$ 5,096,247	\$ -	
Los Angeles Unified	Los Angeles	Joseph Le Conte Middle	57/64733-00-685	05/02/18	\$ 609,079	\$ -	
Las Virgenes Unified	Los Angeles	Lupin Hill Elementary	57/64683-00-010	05/03/18	\$ 907,224	\$ -	
Centinela Valley Union High	Los Angeles	Lawndale High	57/64352-00-007	05/04/18	\$ 1,666,540	\$ -	
Golden Plains Unified	Fresno	Helm Elementary	57/75234-00-006	05/04/18	\$ 273,216	\$ -	
South San Francisco Unified	San Mateo	Spruce Elementary	57/69070-00-018	05/07/18	\$ 963,293	\$ -	
South San Francisco Unified	San Mateo	Ponderosa Elementary	57/69070-00-019	05/07/18	\$ 667,709	\$ -	
Cupertino Union	Santa Clara	Nelson S Dilworth Elementary	57/69419-00-029	05/07/18	\$ 510,003	\$ -	
Soquel Union Elementary	Santa Cruz	Soquel Elementary	57/69849-00-006	05/07/18	\$ 227,584	\$ -	
Soquel Union Elementary	Santa Cruz	Santa Cruz Gardens Elementary	57/69849-00-007	05/07/18	\$ 45,993	\$ -	
Soquel Union Elementary	Santa Cruz	Main Street Elementary	57/69849-00-008	05/07/18	\$ 484,424	\$ -	
Kelseyville Unified	Lake	Kelseyville High	57/64014-00-002	05/08/18	\$ 3,235,923	\$ -	
Visalia Unified	Tulare	Goshen Elementary	57/72256-00-023	05/08/18	\$ 1,637,692	\$ -	
Visalia Unified	Tulare	Mt Whitney High	57/72256-00-024	05/08/18	\$ 1,606,243	\$ -	
Visalia Unified	Tulare	Redwood High	57/72256-00-025	05/08/18	\$ 673,562	\$ -	
Visalia Unified	Tulare	Royal Oaks Elementary	57/72256-00-026	05/08/18	\$ 859,384	\$ -	
Norwalk-La Mirada Unified	Los Angeles	Julia B Morrison Elementary	57/64840-00-030	05/10/18	\$ 178,787	\$ -	
Oxnard	Ventura	Harrington Elementary	57/72538-00-027	05/10/18	\$ 584,890	\$ -	
Irvine Unified	Orange	Brywood Elementary	57/73650-00-031	05/10/18	\$ 2,870,668	\$ -	
Hollister	San Benito	Rancho San Justo	57/67470-00-003	05/11/18	\$ 1,567,920	\$ -	
Willows Unified	Glenn	Willows High	57/62661-00-005	05/15/18	\$ 2,842,688	\$ -	
Los Angeles Unified	Los Angeles	Logan Street Elementary	57/64733-00-686	05/15/18	\$ 656,134	\$ -	
Los Angeles Unified	Los Angeles	Humphreys Avenue Elementary	57/64733-00-687	05/15/18	\$ 6,897,346	\$ -	
Los Angeles Unified	Los Angeles	Audubon Middle	57/64733-00-688	05/15/18	\$ 3,835,933	\$ -	
Los Angeles Unified	Los Angeles	Francisco Bravo Medical Magnet High	57/64733-00-689	05/15/18	\$ 1,895,608	\$ -	
Los Angeles Unified	Los Angeles	Loyola Village Elementary	57/64733-00-690	05/15/18	\$ 561,038	\$ -	
Los Angeles Unified	Los Angeles	Theodore Roosevelt Senior High	57/64733-05-018	05/15/18	\$ 2,530,954	\$ -	

SFP APPLICATIONS
 Modernization School Facilities Program
 - Workload as of December 31, 2018 -

District	County	Site Name	Application Number	OPSC Date Received	Estimated State Grant (a)	Financial Hardship (b)	Notification Occurred**
Barstow Unified	San Bernardino	Skyline North Elementary	57/67611-00-002	05/16/18	\$ 2,775,233	\$ -	
Twin Rivers Unified	Sacramento	Pacific Career and Technology High	57/76505-00-059	05/16/18	\$ 2,455,163	\$ -	
Twin Rivers Unified	Sacramento	Hazel Strauch Elementary	57/76505-00-060	05/16/18	\$ 1,475,739	\$ -	
Twin Rivers Unified	Sacramento	Sierra View Elementary	57/76505-00-061	05/16/18	\$ 662,000	\$ -	
Twin Rivers Unified	Sacramento	Pioneer Elementary	57/76505-00-062	05/16/18	\$ 1,116,763	\$ -	
Twin Rivers Unified	Sacramento	Kohler Elementary	57/76505-00-063	05/16/18	\$ 540,891	\$ -	
Coalinga-Huron Unified	Fresno	Sunset Elementary	57/62125-00-009	05/17/18	\$ 1,901,985	\$ -	
Coalinga-Huron Unified	Fresno	Henry F Bishop Elementary	57/62125-00-010	05/17/18	\$ 654,137	\$ -	
Hollister	San Benito	Gabilan Hills	57/67470-00-004	05/17/18	\$ 896,187	\$ -	
Gravenstein Union Elementary	Sonoma	Gravenstein Elementary	57/70714-00-003	05/17/18	\$ 2,144,261	\$ -	
Wasco Union Elementary	Kern	Palm Avenue Elementary	57/63842-00-004	05/21/18	\$ 949,748	\$ 633,165	
Elk Grove Unified	Sacramento	Union House Elementary	57/67314-00-026	05/21/18	\$ 1,603,056	\$ -	
Tustin Unified	Orange	Robert Heideman Elementary	57/73643-00-022	05/21/18	\$ 2,913,416	\$ -	
Konocti Unified	Lake	Konocti Education Center	57/64022-00-012	05/22/18	\$ 872,113	\$ -	
Los Angeles Unified	Los Angeles	Charles Maclay Middle	57/64733-00-691	05/22/18	\$ 2,688,503	\$ -	
Los Angeles Unified	Los Angeles	Forty-Ninth Street Elementary	57/64733-00-692	05/22/18	\$ 551,314	\$ -	
Los Angeles Unified	Los Angeles	Apperson Street Elementary	57/64733-00-693	05/22/18	\$ 838,001	\$ -	
Los Angeles Unified	Los Angeles	Los Angeles High	57/64733-00-694	05/22/18	\$ 3,975,731	\$ -	
Los Angeles Unified	Los Angeles	Garden Grove Elementary	57/64733-00-695	05/22/18	\$ 711,536	\$ -	
Round Valley Unified	Mendocino	Round Valley High	57/65607-00-001	05/22/18	\$ 1,003,579	\$ -	
Round Valley Unified	Mendocino	Round Valley Elementary	57/65607-00-002	05/22/18	\$ 1,554,144	\$ -	
Jurupa Unified	Riverside	Glen Avon Elementary	57/67090-00-015	05/22/18	\$ 3,271,033	\$ -	
Grossmont Union High	San Diego	Valhalla High	57/68130-12-001	05/22/18	\$ 424,477	\$ -	
San Dieguito Union High	San Diego	Torrey Pines High	57/68346-00-007	05/22/18	\$ 13,663,077	\$ -	
Morgan Hill Unified	Santa Clara	Paradise Valley Engineering Academy	57/69583-00-012	05/22/18	\$ 2,318,970	\$ -	
Morgan Hill Unified	Santa Clara	Paradise Valley Engineering Academy	57/69583-00-013	05/22/18	\$ 614,091	\$ -	
Oxnard	Ventura	Lemonwood Elementary	57/72538-00-028	05/24/18	\$ 818,846	\$ -	
Elk Grove Unified	Sacramento	John Reith Elementary	57/67314-00-027	05/25/18	\$ 2,635,486	\$ -	
Los Angeles Unified	Los Angeles	Emerson (Ralph Waldo) Junior M	57/64733-00-696	05/29/18	\$ 1,002,746	\$ -	
Los Angeles Unified	Los Angeles	Johnnie Cochran, Jr, Middle	57/64733-00-697	05/29/18	\$ 2,116,017	\$ -	
Los Angeles Unified	Los Angeles	North Hollywood Senior High	57/64733-22-014	05/29/18	\$ 3,567,845	\$ -	
West Covina Unified	Los Angeles	West Covina High	57/65094-00-014	05/30/18	\$ 4,443,279	\$ -	
San Juan Unified	Sacramento	Fair Oaks Elementary	57/67447-00-063	05/30/18	\$ 1,347,587	\$ -	
Hollister	San Benito	R O Hardin Elementary	57/67470-00-005	05/30/18	\$ 4,306,262	\$ -	
Atascadero Unified	San Luis Obispo	Santa Margarita Elementary	57/68700-00-007	05/30/18	\$ 2,043,520	\$ -	
Santa Ana Unified	Orange	Washington Elementary	57/66670-00-053	05/31/18	\$ 4,236,001	\$ -	
Cambrian	Santa Clara	Ida Price Middle	57/69385-00-014	06/04/18	\$ 2,259,551	\$ -	
Cambrian	Santa Clara	Steindorf STEAM K-8 Magnet	57/69385-00-015	06/04/18	\$ 2,739,367	\$ -	
Cambrian	Santa Clara	Bagby Elementary	57/69385-00-016	06/04/18	\$ 410,783	\$ -	
Cambrian	Santa Clara	Farnham Elementary	57/69385-00-017	06/04/18	\$ 874,369	\$ -	
Cambrian	Santa Clara	Fammatre Elementary	57/69385-00-018	06/04/18	\$ 884,080	\$ -	
Dublin Unified	Alameda	Murray Elementary	57/75093-00-011	06/05/18	\$ 2,238,407	\$ -	
Clovis Unified	Fresno	Lincoln Elementary	57/62117-00-057	06/06/18	\$ 616,620	\$ -	
Dublin Unified	Alameda	Wells Middle	57/75093-00-012	06/06/18	\$ 1,048,020	\$ -	
Dublin Unified	Alameda	Wells Middle	57/75093-00-013	06/06/18	\$ 1,870,401	\$ -	

SFP APPLICATIONS
 Modernization School Facilities Program
 - Workload as of December 31, 2018 -

District	County	Site Name	Application Number	OPSC Date Received	Estimated State Grant (a)	Financial Hardship (b)	Notification Occurred**
Dublin Unified	Alameda	Dublin Elementary	57/75093-00-014	06/06/18	\$ 2,924,401	\$ -	
Galt Joint Union High	Sacramento	Galt High	57/67355-00-002	06/08/18	\$ 4,162,983	\$ -	
San Bernardino City Unified	San Bernardino	San Bernardino High	57/67876-00-108	06/12/18	\$ 2,511,541	\$ -	
Los Angeles Unified	Los Angeles	Cienega Elementary	57/64733-00-698	06/13/18	\$ 1,370,920	\$ -	
Los Angeles Unified	Los Angeles	Canoga Park Senior High	57/64733-00-699	06/13/18	\$ 4,964,944	\$ -	
Los Angeles Unified	Los Angeles	Harrison Street Elementary	57/64733-00-700	06/13/18	\$ 1,024,516	\$ -	
Riverdale Joint Unified	Fresno	Riverdale Elementary	57/75408-00-006	06/14/18	\$ 690,356	\$ -	
Tracy Joint Unified	San Joaquin	Central Elementary	57/75499-00-012	06/14/18	\$ 2,987,345	\$ -	
Solana Beach Elementary	San Diego	Solana Highlands Elementary	57/68387-00-003	06/15/18	\$ 2,573,516	\$ -	
Barstow Unified	San Bernardino	Barstow Fine Arts Academy (formerly Barstow Inte	57/67611-00-003	06/18/18	\$ 4,053,288	\$ -	
Pleasant View Elementary	Tulare	Pleasant View Elementary	57/72058-00-002	06/18/18	\$ 1,278,676	\$ 852,451	
Twin Rivers Unified	Sacramento	Harmon Johnson Elementary	57/76505-00-064	06/19/18	\$ 4,102,973	\$ -	
Centralia Elementary	Orange	George B Miller Elementary	57/66472-00-011	06/22/18	\$ 332,218	\$ -	
Centralia Elementary	Orange	Raymond Temple Elementary	57/66472-00-012	06/22/18	\$ 687,831	\$ -	
Grossmont Union High	San Diego	El Cajon Valley High	57/68130-00-028	06/22/18	\$ 3,143,831	\$ -	
Sweetwater Union High	San Diego	Bonita Vista Middle	57/68411-00-049	06/25/18	\$ 1,419,295	\$ -	
San Marcos Unified	San Diego	La Costa Meadows Elementary	57/73791-00-008	06/25/18	\$ 4,494,708	\$ -	
Colton Joint Unified	San Bernardino	Michael D'Arcy Elementary	57/67686-00-025	06/26/18	\$ 607,820	\$ -	
San Ramon Valley Unified	Contra Costa	California High	57/61804-00-034	06/28/18	\$ 3,194,794	\$ -	
Clovis Unified	Fresno	Alta Sierra Intermediate	57/62117-00-058	06/28/18	\$ 4,357,733	\$ -	
Santa Ana Unified	Orange	Garfield Elementary	57/66670-00-054	06/28/18	\$ 3,245,002	\$ -	
Grossmont Union High	San Diego	West Hills High	57/68130-00-029	06/28/18	\$ 6,613,614	\$ -	
Rescue Union Elementary	El Dorado	Lake Forest Elementary	57/61978-00-004	06/29/18	\$ 1,988,626	\$ -	
Western Placer Unified	Placer	Glen Edwards Middle	57/66951-00-003	06/29/18	\$ 5,187,814	\$ -	
Wright Elementary	Sonoma	J X Wilson Elementary	57/71035-00-003	07/03/18	\$ 290,190	\$ -	
Hydesville Elementary	Humboldt	Hydesville Elementary	57/62885-00-001	07/06/18	\$ 259,295	\$ -	
Elk Grove Unified	Sacramento	Samuel Jackman Middle	57/67314-00-028	07/09/18	\$ 3,294,373	\$ -	
Elk Grove Unified	Sacramento	Eddy Middle School	57/67314-00-029	07/09/18	\$ 4,124,718	\$ -	
Elk Grove Unified	Sacramento	David Reese Elementary	57/67314-00-030	07/09/18	\$ 1,585,986	\$ -	
Elk Grove Unified	Sacramento	Jackson Elementary	57/67314-00-031	07/09/18	\$ 1,792,428	\$ -	
Elk Grove Unified	Sacramento	Florin Elementary	57/67314-00-032	07/10/18	\$ 2,821,509	\$ -	
Los Angeles Unified	Los Angeles	Dodson Middle School	57/64733-20-020	07/11/18	\$ 2,394,270	\$ -	
Muroc Joint Unified	Kern	Boron Junior-Senior High	57/63685-00-010	07/12/18	\$ 3,108,287	\$ -	
Del Norte County Unified	Del Norte	Joe Hamilton Elementary	57/61820-00-007	07/13/18	\$ 500,295	\$ -	
Golden Plains Unified	Fresno	San Joaquin Elementary	57/75234-00-007	07/13/18	\$ 3,776,997	\$ -	
Elk Grove Unified	Sacramento	Florin High	57/67314-00-033	07/16/18	\$ 6,021,182	\$ -	
Solana Beach Elementary	San Diego	Skyline Elementary	57/68387-00-004	07/17/18	\$ 591,537	\$ -	
Firebaugh-Las Deltas Unified	Fresno	Firebaugh Middle	57/73809-00-006	07/17/18	\$ 513,079	\$ -	
Norwalk-La Mirada Unified	Los Angeles	Los Alisos Middle	57/64840-00-031	07/18/18	\$ 1,508,943	\$ -	
Fountain Valley Elementary	Orange	Masuda (Kazuo) Middle	57/66498-00-012	07/19/18	\$ 2,829,122	\$ -	
La Honda-Pescadero Unified	San Mateo	La Honda Elementary	57/68940-00-001	07/19/18	\$ 769,626	\$ -	
Sequoia Union High	San Mateo	Sequoia High	57/69062-00-038	07/19/18	\$ 2,850,756	\$ -	
Franklin-McKinley Elementary	Santa Clara	Windmill Springs Elementary	57/69450-00-011	07/19/18	\$ 2,646,603	\$ -	
Franklin-McKinley Elementary	Santa Clara	Windmill Springs Elementary	57/69450-00-012	07/19/18	\$ 577,483	\$ -	
Torrance Unified	Los Angeles	Edward J Richardson Middle	57/65060-00-046	07/20/18	\$ 855,104	\$ -	

SFP APPLICATIONS
 Modernization School Facilities Program
 - Workload as of December 31, 2018 -

District	County	Site Name	Application Number	OPSC Date Received	Estimated State Grant (a)	Financial Hardship (b)	Notification Occurred**
Ocean View Elementary	Orange	Westmont Elementary	57/66613-00-023	07/20/18	\$ 148,414	\$ -	
William S. Hart Union High	Los Angeles	Sierra Vista Junior High	57/65136-00-011	07/24/18	\$ 121,354	\$ -	
Fullerton Joint Union High	Orange	La Habra High	57/66514-00-021	07/24/18	\$ 964,915	\$ -	
Atascadero Unified	San Luis Obispo	Atascadero High	57/68700-00-008	07/24/18	\$ 1,343,650	\$ -	
Fairfield-Suisun Unified	Solano	Fairview Elementary	57/70540-00-018	07/24/18	\$ 2,802,793	\$ -	
Fairfield-Suisun Unified	Solano	Grange Middle	57/70540-00-019	07/24/18	\$ 1,245,177	\$ -	
Dublin Unified	Alameda	Dublin Elementary	57/75093-00-015	07/24/18	\$ 1,034,478	\$ -	
Norwalk-La Mirada Unified	Los Angeles	Arlie F Hutchinson Middle	57/64840-00-032	07/26/18	\$ 790,339	\$ -	
Norwalk-La Mirada Unified	Los Angeles	Gardenhill Elementary	57/64840-00-033	07/26/18	\$ 197,889	\$ -	
Garden Grove Unified	Orange	Merton E Hill Elementary	57/66522-00-087	07/26/18	\$ 228,917	\$ -	
Garden Grove Unified	Orange	C C Violette Elementary	57/66522-00-088	07/26/18	\$ 697,426	\$ -	
Garden Grove Unified	Orange	Heritage Elementary	57/66522-00-089	07/26/18	\$ 794,110	\$ -	
Oxnard Elementary	Ventura	Elm Street Elementary	57/72538-00-029	07/27/18	\$ 404,879	\$ -	
Oxnard Elementary	Ventura	McKinna Elementary	57/72538-00-030	07/27/18	\$ 467,912	\$ -	
Healdsburg Unified	Sonoma	Healdsburg Junior High	57/75390-00-003	07/30/18	\$ 2,573,598	\$ -	
Healdsburg Unified	Sonoma	Healdsburg High	57/75390-00-004	07/30/18	\$ 5,546,148	\$ -	
Barstow Unified	San Bernardino	Barstow Junior High	57/67611-00-004	07/31/18	\$ 5,061,294	\$ -	
Natomas Unified	Sacramento	Jefferson Elementary	57/75283-00-005	07/31/18	\$ 2,663,525	\$ -	
Los Angeles Unified	Los Angeles	Walnut Park Elementary	57/64733-00-701	08/01/18	\$ 454,404	\$ -	
Los Angeles Unified	Los Angeles	Fairfax Senior High	57/64733-00-702	08/01/18	\$ 1,160,178	\$ -	
Anaheim Union High	Orange	John F Kennedy High	57/66431-00-018	08/02/18	\$ 1,533,622	\$ -	
Anaheim Union High	Orange	John F Kennedy High	57/66431-00-019	08/02/18	\$ 1,942,357	\$ -	
Exeter Unified	Tulare	Wilson Middle	57/76836-00-001	08/02/18	\$ 988,148	\$ -	
Konocti Unified	Lake	Lower Lake Elementary	57/64022-00-013	08/06/18	\$ 2,618,613	\$ -	
Pomona Unified	Los Angeles	Alcott Elementary	57/64907-00-032	08/06/18	\$ 583,195	\$ -	
Pomona Unified	Los Angeles	Washington Elementary	57/64907-00-033	08/07/18	\$ 1,677,895	\$ -	
Newcastle Elementary	Placer	Newcastle Elementary	57/66852-00-002	08/07/18	\$ 756,513	\$ 504,342	
Los Nietos Elementary	Los Angeles	Los Nietos Middle	57/64758-00-005	08/08/18	\$ 4,492,891	\$ -	
Whittier City Elementary	Los Angeles	Walter F Dexter Middle	57/65110-00-014	08/08/18	\$ 4,321,829	\$ -	
Saddleback Valley Unified	Orange	Portola Hills Elementary	57/73635-00-040	08/08/18	\$ 4,443,161	\$ -	
Berkeley Unified	Alameda	John Muir Elementary	57/61143-00-018	08/09/18	\$ 2,594,312	\$ -	
Chico Unified	Butte	Neal Dow Elementary	57/61424-00-006	08/10/18	\$ 2,038,050	\$ -	
Chico Unified	Butte	Marigold Elementary	57/61424-00-007	08/10/18	\$ 2,585,715	\$ -	
Chico Unified	Butte	Loma Vista	57/61424-00-008	08/10/18	\$ 246,682	\$ -	
Chico Unified	Butte	Shasta Elementary	57/61424-00-009	08/10/18	\$ 2,133,364	\$ -	
San Antonio Union Elementary	Monterey	San Antonio Elementary	57/66167-00-002	08/13/18	\$ 196,390	\$ -	
Fruitvale Elementary	Kern	Discovery Elementary	57/63479-00-003	08/14/18	\$ 3,053,627	\$ -	
Fruitvale Elementary	Kern	Quailwood Elementary	57/63479-00-004	08/14/18	\$ 98,944	\$ -	
Fruitvale Elementary	Kern	Fruitvale Junior High	57/63479-00-005	08/14/18	\$ 944,020	\$ -	
Roberts Ferry Union Elementary	Stanislaus	Roberts Ferry Union Elementary	57/71233-00-002	08/15/18	\$ 53,085	\$ 35,390	
Los Angeles Unified	Los Angeles	Widney (Joseph Pomeroy) High	58/64733-00-004*	08/15/18	\$ 464,881	\$ -	
Willows Unified	Glenn	Willows Intermediate	57/62661-00-006	08/17/18	\$ 587,603	\$ -	
Willows Unified	Glenn	Murdock Elementary	57/62661-00-007	08/17/18	\$ 2,003,968	\$ -	
Santa Ana Unified	Orange	George Washington Carver Elementary	57/66670-00-055	08/17/18	\$ 2,972,873	\$ -	
Irvine Unified	Orange	Canyon View Elementary	57/73650-00-032	08/17/18	\$ 1,671,074	\$ -	

SFP APPLICATIONS
 Modernization School Facilities Program
 - Workload as of December 31, 2018 -

District	County	Site Name	Application Number	OPSC Date Received	Estimated State Grant (a)	Financial Hardship (b)	Notification Occurred**
Hughson Unified	Stanislaus	Emilie J Ross Middle	57/75549-00-004	08/17/18	\$ 422,593	\$ -	
Hughson Unified	Stanislaus	Hughson Elementary	57/75549-00-005	08/17/18	\$ 1,813,478	\$ -	
Central Union Elementary	Kings	Akers Elementary	57/63883-00-001	08/22/18	\$ 3,604,760	\$ 2,403,173	
Central Union Elementary	Kings	R J Neutra Elementary	57/63883-00-002	08/22/18	\$ 334,924	\$ 223,283	
Central Union Elementary	Kings	Central Elementary	57/63883-00-003	08/22/18	\$ 210,870	\$ 140,580	
Central Union Elementary	Kings	Stratford Elementary	57/63883-00-004	08/22/18	\$ 204,582	\$ 136,388	
San Dieguito Union High	San Diego	San Dieguito High Academy	57/68346-00-008	08/23/18	\$ 5,284,508	\$ -	
Ballico-Cressey Elementary	Merced	Ballico Elementary	57/65649-00-001	08/24/18	\$ 1,457,146	\$ 971,431	
Ballico-Cressey Elementary	Merced	Cressey Elementary	57/65649-00-002	08/24/18	\$ 796,291	\$ 530,861	
Huntington Beach City Elementary	Orange	Ralph E Hawes Elementary	57/66530-00-019	08/24/18	\$ 878,806	\$ -	
Tahoe-Truckee Unified	Placer	Kings Beach Elementary	57/66944-00-015	08/29/18	\$ 1,334,568	\$ -	
Irvine Unified	Orange	Meadow Park Elementary	57/73650-00-033	08/29/18	\$ 2,526,142	\$ -	
Lake Elementary	Glenn	Lake Elementary	57/62596-00-002	08/30/18	\$ 199,611	\$ 133,074	
Rescue Union Elementary	El Dorado	Marina Village Middle	57/61978-00-005	08/31/18	\$ 3,517,807	\$ -	
Nevada Joint Union High	Nevada	Bear River High	57/66357-00-011	08/31/18	\$ 1,701,785	\$ -	
Nevada Joint Union High	Nevada	Nevada Union High	57/66357-00-012	08/31/18	\$ 2,688,984	\$ -	
Galt Joint Union High	Sacramento	Galt High	57/67355-00-003	09/04/18	\$ 6,409,302	\$ -	
Golden Plains Unified	Fresno	Tranquillity Elementary	57/75234-00-008	09/04/18	\$ 292,319	\$ -	
Anaheim Union High	Orange	Dale Junior High	57/66431-00-020	09/05/18	\$ 2,140,488	\$ -	
Alta Loma Elementary	San Bernardino	Hermosa Elementary	57/67595-00-007	09/05/18	\$ 2,690,494	\$ -	
Alta Loma Elementary	San Bernardino	Deer Canyon Elementary	57/67595-00-008	09/05/18	\$ 2,877,659	\$ -	
Central Union High	Imperial	Southwest High	57/63115-00-004	09/06/18	\$ 1,517,899	\$ -	
Robla Elementary	Sacramento	Main Avenue Elementary	57/67421-00-002	09/06/18	\$ 1,349,608	\$ -	
Campbell Union High	Santa Clara	Branham High	57/69401-00-022	09/06/18	\$ 1,886,758	\$ -	
Jacoby Creek Elementary	Humboldt	Jacoby Creek	57/62893-00-002	09/07/18	\$ 226,432	\$ 150,955	
Twin Rivers Unified	Sacramento	Vineland Elementary	57/76505-00-065	09/07/18	\$ 987,407	\$ -	
Clovis Unified	Fresno	Liberty Elementary	57/62117-00-059	09/10/18	\$ 2,193,297	\$ -	
Ripon Unified	San Joaquin	Colony Oak Elementary	57/68650-00-004	09/10/18	\$ 2,462,491	\$ -	
South San Francisco Unified	San Mateo	Westborough Middle	57/69070-00-020	09/12/18	\$ 304,412	\$ -	
Gilroy Unified	Santa Clara	Gilroy High	57/69484-00-009	09/12/18	\$ 919,980	\$ -	
Anaheim Union High	Orange	Savanna High	57/66431-00-022	09/13/18	\$ 3,673,572	\$ -	
Tahoe-Truckee Unified	Placer	Donner Trail Elementary	57/66944-00-016	09/13/18	\$ 326,254	\$ -	
Berkeley Unified	Alameda	Berkeley High	57/61143-00-019	09/14/18	\$ 17,680,064	\$ -	
Berkeley Unified	Alameda	Jefferson Elementary	57/61143-00-020	09/14/18	\$ 841,012	\$ -	
Burbank Unified	Los Angeles	George Washington Elementary	57/64337-00-021	09/14/18	\$ 565,643	\$ -	
Burbank Unified	Los Angeles	Theodore Roosevelt Elementary	57/64337-00-022	09/14/18	\$ 1,282,669	\$ -	
Castro Valley Unified	Alameda	Canyon Middle	57/61150-00-025	09/17/18	\$ 1,369,317	\$ -	
Colton Joint Unified	San Bernardino	Colton Middle	57/67686-00-026	09/17/18	\$ 2,585,057	\$ -	
Franklin-McKinley Elementary	Santa Clara	G W Hellyer Elementary	57/69450-00-013	09/17/18	\$ 1,394,725	\$ -	
Washington Colony Elementary	Fresno	Washington Colony Elementary	57/62513-00-002	09/18/18	\$ 169,187	\$ 112,791	
Elk Grove Unified	Sacramento	Union House Elementary	57/67314-00-034	09/18/18	\$ 1,338,228	\$ -	
Kings River Union Elementary	Tulare	Kings River Elementary	57/71969-00-002	09/18/18	\$ 192,184	\$ 128,122	
Anaheim Union High	Orange	Oxford Academy	57/66431-00-023	09/19/18	\$ 2,216,299	\$ -	
Twin Rivers Unified	Sacramento	Frederick Joyce Elementary	57/76505-00-066	09/19/18	\$ 3,874,280	\$ -	
Yuba County Office of Education	Yuba	Goldfield School (Sdl)	57/10587-00-003	09/20/18	\$ 367,576	\$ 245,051	

SFP APPLICATIONS
 Modernization School Facilities Program
 - Workload as of December 31, 2018 -

District	County	Site Name	Application Number	OPSC Date Received	Estimated State Grant (a)	Financial Hardship (b)	Notification Occurred**
Live Oak Unified	Sutter	Live Oak Middle	57/71399-00-002	09/21/18	\$ 1,003,548	\$ -	
Live Oak Unified	Sutter	Luther Elementary	57/71399-00-003	09/21/18	\$ 610,682	\$ -	
Clear Creek Elementary	Nevada	Clear Creek Elementary	57/66324-00-002	09/24/18	\$ 39,656	\$ 26,437	
Anaheim Elementary	Orange	Marshall (John) Elementary	57/66423-00-032	09/24/18	\$ 8,260,797	\$ -	
Berkeley Unified	Alameda	Willard Middle	57/61143-00-021	09/25/18	\$ 1,854,825	\$ -	
Monroe Elementary	Fresno	Monroe Elementary	57/62323-00-001	09/25/18	\$ 153,017	\$ 102,011	
Lakeport Unified	Lake	Terrace Middle	57/64030-00-009	09/25/18	\$ 1,743,589	\$ -	
Fairfield-Suisun Unified	Solano	Dan O Root Elementary	57/70540-00-020	09/25/18	\$ 3,261,347	\$ -	
Riverside Unified	Riverside	Polytechnic High	57/67215-00-035	09/26/18	\$ 3,692,426	\$ -	
Pomona Unified	Los Angeles	Diamond Point Elementary	57/64907-00-034	09/27/18	\$ 468,070	\$ -	
Pomona Unified	Los Angeles	Montvue Elementary	57/64907-00-035	09/27/18	\$ 472,591	\$ -	
Folsom-Cordova Unified	Sacramento	Oak Chan Elementary	57/67330-21-006	09/28/18	\$ 2,362,326	\$ -	
Ripon Unified	San Joaquin	Weston Elementary	57/68650-00-005	09/28/18	\$ 2,288,270	\$ -	
Roseville Joint Union High	Placer	Oakmont High	57/66928-00-004	10/01/18	\$ 2,152,365	\$ -	
San Ramon Valley Unified	Contra Costa	Montevideo Elementary	57/61804-00-035	10/02/18	\$ 2,858,942	\$ -	
Norwalk-La Mirada Unified	Los Angeles	Norwalk High	57/64840-00-034	10/03/18	\$ 1,726,535	\$ -	
San Ramon Valley Unified	Contra Costa	Green Valley Elementary	57/61804-00-036	10/04/18	\$ 3,312,817	\$ -	
Grossmont Union High	San Diego	Grossmont High	57/68130-00-030	10/05/18	\$ 3,110,103	\$ -	
Grossmont Union High	San Diego	Helix High	57/68130-00-031	10/08/18	\$ 3,895,700	\$ -	
Alameda Unified	Alameda	Edison Elementary	57/61119-00-020	10/09/18	\$ 974,685	\$ -	
San Ramon Valley Unified	Contra Costa	Golden View Elementary	57/61804-00-037	10/09/18	\$ 3,191,788	\$ -	
Westside Elementary	Fresno	Westside Elementary	57/62547-00-001	10/09/18	\$ 160,144	\$ 106,763	
Compton Unified	Los Angeles	Centennial High	57/73437-01-042	10/10/18	\$ 855,992	\$ -	
Compton Unified	Los Angeles	Dominguez High	57/73437-01-043	10/10/18	\$ 1,833,817	\$ -	
San Ramon Valley Unified	Contra Costa	Rancho Romero Elementary	57/61804-00-038	10/12/18	\$ 659,074	\$ -	
Alvina Elementary	Fresno	Alvina Elementary Charter	57/61994-00-001	10/12/18	\$ 125,412	\$ 83,608	
Grossmont Union High	San Diego	Granite Hills High	57/68130-00-032	10/12/18	\$ 1,031,181	\$ -	
San Marcos Unified	San Diego	San Marcos Middle	57/73791-00-009	10/15/18	\$ 2,917,239	\$ -	
Alview-Dairyland Union Elementary	Madera	Alview Elementary	57/65177-00-003	10/16/18	\$ 126,175	\$ 84,116	
Alview-Dairyland Union Elementary	Madera	Dairyland Elementary	57/65177-00-004	10/16/18	\$ 137,620	\$ 91,747	
San Diego Unified	San Diego	Logan K-8	57/68338-00-231	10/16/18	\$ 2,655,019	\$ -	
Nevada Joint Union High	Nevada	Bear River High	57/66357-00-013	10/17/18	\$ 894,488	\$ -	
Nevada Joint Union High	Nevada	Bear River High	57/66357-00-014	10/17/18	\$ 1,538,138	\$ -	
Anaheim Union High	Orange	Polaris High (Alternative)	57/66431-00-024	10/17/18	\$ 3,621,798	\$ -	
Visalia Unified	Tulare	Ivanhoe Elementary	57/72256-00-027	10/17/18	\$ 2,980,599	\$ -	
Visalia Unified	Tulare	Washington Elementary	57/72256-00-028	10/17/18	\$ 1,855,395	\$ -	
Visalia Unified	Tulare	Crowley Elementary	57/72256-00-029	10/17/18	\$ 3,280,063	\$ -	
Contra Costa County Office of Education	Contra Costa	Liberty High	57/10074-00-004	10/18/18	\$ 160,969	\$ 107,312	
Chicago Park Elementary	Nevada	Chicago Park Elementary	57/66316-00-002	10/18/18	\$ 21,527	\$ 14,351	
Chicago Park Elementary	Nevada	Chicago Park Community Charter	57/66316-00-003	10/18/18	\$ 42,717	\$ 28,478	
Rescue Union Elementary	El Dorado	Green Valley Elementary	57/61978-00-006	10/22/18	\$ 2,690,494	\$ -	
Alta Loma Elementary	San Bernardino	Vineyard Junior High	57/67595-00-009	10/22/18	\$ 3,973,736	\$ -	
Alta Loma Elementary	San Bernardino	Victoria Groves Elementary	57/67595-00-010	10/23/18	\$ 2,716,628	\$ -	
Long Beach Unified	Los Angeles	Webster Elementary	57/64725-00-022	10/24/18	\$ 4,070,543	\$ -	
Davis Joint Unified	Yolo	Cesar Chavez Elementary	57/72678-00-015	10/24/18	\$ 1,251,636	\$ -	

SFP APPLICATIONS
 Modernization School Facilities Program
 - Workload as of December 31, 2018 -

District	County	Site Name	Application Number	OPSC Date Received	Estimated State Grant (a)	Financial Hardship (b)	Notification Occurred**
Lafayette Elementary	Contra Costa	M H Stanley Middle	57/61713-00-005	10/25/18	\$ 3,057,118	\$ -	
Lafayette Elementary	Contra Costa	Lafayette Elementary	57/61713-00-006	10/25/18	\$ 201,590	\$ -	
Lafayette Elementary	Contra Costa	Happy Valley Elementary	57/61713-00-007	10/25/18	\$ 802,496	\$ -	
Long Beach Unified	Los Angeles	Mann Elementary	57/64725-00-023	10/25/18	\$ 1,187,052	\$ -	
Long Beach Unified	Los Angeles	Lindsey Academy	57/64725-00-024	10/25/18	\$ 2,263,506	\$ -	
Long Beach Unified	Los Angeles	Garfield Elementary	57/64725-00-025	10/25/18	\$ 2,719,384	\$ -	
Long Beach Unified	Los Angeles	Stephens Middle	57/64725-00-026	10/25/18	\$ 3,365,831	\$ -	
Long Beach Unified	Los Angeles	Rogers Middle	57/64725-00-027	10/25/18	\$ 1,501,644	\$ -	
Long Beach Unified	Los Angeles	Lowell Elementary	57/64725-00-028	10/25/18	\$ 6,454,309	\$ -	
Long Beach Unified	Los Angeles	Kettering Elementary	57/64725-00-029	10/25/18	\$ 2,974,945	\$ -	
Long Beach Unified	Los Angeles	Jefferson Leadership Academies	57/64725-00-030	10/25/18	\$ 10,307,408	\$ -	
Long Beach Unified	Los Angeles	McKinley Elementary	57/64725-00-031	10/25/18	\$ 4,860,576	\$ -	
Napa Valley Unified	Napa	River Charter	57/66266-00-031	10/25/18	\$ 725,438	\$ -	
Cupertino Union	Santa Clara	John F Kennedy Middle	57/69419-00-030	10/26/18	\$ 1,171,653	\$ -	
Sylvan Union Elementary	Stanislaus	Orchard Elementary	57/71290-00-009	10/26/18	\$ 2,920,825	\$ -	
Sylvan Union Elementary	Stanislaus	Sylvan Elementary	57/71290-00-010	10/26/18	\$ 2,914,989	\$ -	
Castro Valley Unified	Alameda	Castro Valley High	57/61150-00-026	10/29/18	\$ 2,534,802	\$ -	
Dixie Elementary	Marin	Dixie Elementary	57/65318-00-005	10/29/18	\$ 1,046,163	\$ -	
Dixie Elementary	Marin	Mary E Silveira Elementary	57/65318-00-006	10/29/18	\$ 1,672,947	\$ -	
Dixie Elementary	Marin	Vallecito Elementary	57/65318-00-007	10/29/18	\$ 2,100,176	\$ -	
Grossmont Union High	San Diego	Monte Vista High	57/68130-00-033	10/29/18	\$ 182,570	\$ -	
Monterey Peninsula Unified	Monterey	Central Coast High	57/66092-00-027	10/30/18	\$ 753,791	\$ -	
Orange Unified	Orange	Orange High	57/66621-00-054	10/30/18	\$ 4,111,981	\$ -	
Tahoe-Truckee Unified	Placer	Truckee Elementary	57/66944-00-017	10/30/18	\$ 2,843,377	\$ -	
South San Francisco Unified	San Mateo	Junipero Serra Elementary	57/69070-00-021	10/30/18	\$ 719,036	\$ -	
Coalinga-Huron Unified	Fresno	Coalinga High	57/62125-00-011	10/31/18	\$ 2,081,923	\$ -	
Central Union High	Imperial	Central Union High	57/63115-00-005	10/31/18	\$ 7,303,418	\$ 4,868,945	
McSwain Union Elementary	Merced	McSwain Elementary	57/65763-00-004	10/31/18	\$ 1,413,052	\$ 942,035	
San Juan Unified	Sacramento	Dyer-Kelly Elementary	57/67447-00-064	10/31/18	\$ 941,416	\$ -	
San Juan Unified	Sacramento	Greer Elementary	57/67447-00-065	10/31/18	\$ 731,760	\$ -	
San Ramon Valley Unified	Contra Costa	Vista Grande Elementary	57/61804-00-039	11/01/18	\$ 650,568	\$ -	
Centralia Elementary	Orange	Buena Terra Elementary	57/66472-00-013	11/02/18	\$ 102,941	\$ -	
Corcoran Joint Unified	Kings	Corcoran High	57/63891-00-013	11/05/18	\$ 1,150,070	\$ -	
Long Beach Unified	Los Angeles	Lakewood High	57/64725-00-032	11/06/18	\$ 2,119,315	\$ -	
Long Beach Unified	Los Angeles	Riley Elementary	57/64725-00-033	11/06/18	\$ 5,656,656	\$ -	
Long Beach Unified	Los Angeles	MacArthur Elementary	57/64725-00-034	11/06/18	\$ 4,787,307	\$ -	
Caruthers Unified	Fresno	Caruthers Elementary	57/75598-00-004	11/06/18	\$ 4,296,680	\$ -	
Clovis Unified	Fresno	Clovis East High	57/62117-00-060	11/07/18	\$ 4,150,531	\$ -	
Clovis Unified	Fresno	Reyburn Intermediate	57/62117-00-061	11/07/18	\$ 2,134,400	\$ -	
Lucia Mar Unified	San Luis Obispo	Arroyo Grande High	58/68759-00-001	11/07/18	\$ 662,689	\$ -	
Carpinteria Unified	Santa Barbara	Carpinteria Senior High	57/69146-00-005	11/08/18	\$ 2,701,648	\$ -	
Carpinteria Unified	Santa Barbara	Carpinteria Senior High	57/69146-00-006	11/08/18	\$ 4,918,787	\$ -	
Fairfield-Suisun Unified	Solano	E Ruth Sheldon Academy of Innovative Learning	57/70540-00-021	11/08/18	\$ 2,257,059	\$ -	
Jurupa Unified	Riverside	West Riverside Elementary	57/67090-00-016	11/09/18	\$ 3,725,685	\$ -	
Val Verde Unified	Riverside	Rancho Verde High	57/75242-00-003	11/09/18	\$ 12,507,420	\$ -	

SFP APPLICATIONS
 Modernization School Facilities Program
 - Workload as of December 31, 2018 -

District	County	Site Name	Application Number	OPSC Date Received	Estimated State Grant (a)	Financial Hardship (b)	Notification Occurred**
Galt Joint Union Elementary	Sacramento	Valley Oaks Elementary	57/67348-00-002	11/13/18	\$ 3,144,369	\$ -	
Mountain View Whisman	Santa Clara	Gabriela Mistral Elementary	57/69591-00-005	11/13/18	\$ 2,919,174	\$ -	
Centralia Elementary	Orange	Danbrook Elementary	57/66472-00-014	11/14/18	\$ 193,776	\$ -	
Santa Ana Unified	Orange	Valley High	57/66670-00-056	11/14/18	\$ 2,414,147	\$ -	
Western Placer Unified	Placer	Lincoln High	57/66951-00-004	11/14/18	\$ 5,731,319	\$ -	
San Rafael City High	Marin	San Rafael High	57/65466-00-005	11/16/18	\$ 1,721,260	\$ -	
Chino Valley Unified	San Bernardino	Oak Ridge Elementary	57/67678-00-024	11/16/18	\$ 3,248,313	\$ -	
Chino Valley Unified	San Bernardino	Gerald F Litel Elementary	57/67678-00-025	11/16/18	\$ 2,769,885	\$ -	
Chino Valley Unified	San Bernardino	Howard Cattle Elementary	57/67678-00-026	11/16/18	\$ 3,393,365	\$ -	
Carpinteria Unified	Santa Barbara	Carpinteria Senior High	57/69146-00-007	11/16/18	\$ 728,598	\$ -	
Pixley Union Elementary	Tulare	Pixley Elementary	58/72041-00-001	11/16/18	\$ 300,235	\$ -	
Cutler-Orosi Joint Unified	Tulare	Cutler Elementary	57/71860-00-013	11/19/18	\$ 2,648,382	\$ -	
Twin Rivers Unified	Sacramento	Creative Connections Arts Academy	57/76505-00-067	11/19/18	\$ 214,532	\$ -	
Long Beach Unified	Los Angeles	Cleveland Elementary	57/64725-00-035	11/20/18	\$ 1,198,670	\$ -	
Long Beach Unified	Los Angeles	Longfellow Elementary	57/64725-00-036	11/20/18	\$ 1,748,164	\$ -	
Carpinteria Unified	Santa Barbara	Aliso Elementary	57/69146-00-008	11/20/18	\$ 491,094	\$ -	
Ramona City Unified	San Diego	James Dukes Elementary	57/68304-00-005	11/26/18	\$ 347,419	\$ 231,613	
Ramona City Unified	San Diego	Barnett Elementary	57/68304-00-006	11/26/18	\$ 347,419	\$ 231,613	
Ramona City Unified	San Diego	Olive Peirce Middle	57/68304-00-007	11/26/18	\$ 653,129	\$ 435,420	
Ramona City Unified	San Diego	Mt Woodson Elementary	57/68304-00-008	11/26/18	\$ 387,631	\$ 258,420	
Lucia Mar Unified	San Luis Obispo	Arroyo Grande High	57/68759-00-013	11/27/18	\$ 1,978,891	\$ -	
West Contra Costa Unified	Contra Costa	Helms Middle	57/61796-00-052	11/28/18	\$ 4,133,414	\$ -	
William S. Hart Union High	Los Angeles	William S Hart High	57/65136-00-012	11/29/18	\$ 6,141,672	\$ -	
Carpinteria Unified	Santa Barbara	Canalino Elementary	57/69146-00-009	11/29/18	\$ 3,842,590	\$ -	
Ocean View	Ventura	Ocean View Junior High	57/72512-00-005	11/29/18	\$ 1,787,081	\$ -	
Charter Oak Unified	Los Angeles	Willow Elementary	57/64378-00-012	11/30/18	\$ 903,779	\$ -	
San Juan Unified	Sacramento	Ottomon Way Elementary	57/67447-00-066	12/03/18	\$ 1,837,923	\$ -	
San Juan Unified	Sacramento	Carriage Drive Elementary	57/67447-00-067	12/03/18	\$ 2,938,487	\$ -	
San Juan Unified	Sacramento	Twin Lakes Elementary	57/67447-00-068	12/03/18	\$ 2,502,662	\$ -	
Big Springs Union Elementary	Siskiyou	Big Springs Elementary	57/70185-00-002	12/03/18	\$ 587,555	\$ 391,703	
Inglewood Unified	Los Angeles	Monroe (Albert F) Magnet Middle School	57/64634-00-003	12/04/18	\$ 2,832,675	\$ -	
San Rafael City High	Marin	Terra Linda High	57/65466-00-006	12/04/18	\$ 2,142,720	\$ -	
Kings Canyon Joint Unified	Fresno	Jefferson Elementary	57/62265-00-025	12/05/18	\$ 1,871,766	\$ -	
Kings Canyon Joint Unified	Fresno	Dunlap Elementary	57/62265-00-026	12/05/18	\$ 1,162,498	\$ -	
Lafayette Elementary	Contra Costa	Springhill Elementary	57/61713-00-008	12/06/18	\$ 504,351	\$ -	
Chino Valley Unified	San Bernardino	Ruben S Ayala High	57/67678-00-027	12/06/18	\$ 2,428,639	\$ -	
Los Angeles Unified	Los Angeles	Reseda High	57/64733-39-009	12/10/18	\$ 948,526	\$ -	
Los Angeles Unified	Los Angeles	Wilshire Crest Elementary	57/64733-31-008	12/11/18	\$ 1,707,891	\$ -	
Newport-Mesa Unified	Orange	Mariners Elementary	57/66597-00-043	12/12/18	\$ 853,087	\$ -	
Alta Loma Elementary	San Bernardino	Floyd M Stork Elementary	57/67595-00-011	12/12/18	\$ 3,041,428	\$ -	
Alta Loma Elementary	San Bernardino	Floyd M Stork Elementary	57/67595-00-012	12/12/18	\$ 2,899,744	\$ -	
San Francisco Unified	San Francisco	Wells (Ida B) High	57/68478-63-005	12/13/18	\$ 1,522,603	\$ -	
Konocti Unified	Lake	Konocti Education Center	57/64022-00-014	12/17/18	\$ 666,518	\$ -	
Los Angeles Unified	Los Angeles	Lassen Elementary	57/64733-00-703	12/17/18	\$ 906,125	\$ -	
Monterey Peninsula Unified	Monterey	Seaside High	57/66092-00-028	12/17/18	\$ 420,057	\$ -	

SFP APPLICATIONS
 Modernization School Facilities Program
 - Workload as of December 31, 2018 -

District	County	Site Name	Application Number	OPSC Date Received	Estimated State Grant (a)	Financial Hardship (b)	Notification Occurred**
East Side Union High	Santa Clara	James Lick High	57/69427-00-036	12/17/18	\$ 204,961	\$ -	
Monterey Peninsula Unified	Monterey	Seaside High	58/66092-00-006	12/17/18	\$ 1,375,598	\$ -	
Santa Monica-Malibu Unified	Los Angeles	Franklin Elementary	57/64980-00-016	12/18/18	\$ 604,818	\$ -	
Campbell Union High	Santa Clara	Westmont High	57/69401-00-023	12/18/18	\$ 441,170	\$ -	
Santa Monica-Malibu Unified	Los Angeles	Webster Elementary	57/64980-00-017	12/19/18	\$ 146,832	\$ -	
Santa Monica-Malibu Unified	Los Angeles	Roosevelt Elementary	57/64980-00-018	12/19/18	\$ 733,608	\$ -	
Santa Monica-Malibu Unified	Los Angeles	McKinley Elementary	57/64980-00-019	12/19/18	\$ 359,546	\$ -	
Tahoe-Truckee Unified	Placer	Tahoe Lake Elementary	57/66944-00-018	12/19/18	\$ 742,372	\$ -	
Solvang Elementary	Santa Barbara	Solvang Elementary	57/69336-00-003	12/20/18	\$ 686,194	\$ -	
Ontario-Montclair	San Bernardino	Euclid Elementary	57/67819-00-031	12/21/18	\$ 306,982	\$ -	
Ontario-Montclair	San Bernardino	Lehigh Elementary	57/67819-00-032	12/21/18	\$ 1,222,986	\$ -	
Ontario-Montclair	San Bernardino	Central Language Academy	57/67819-00-033	12/21/18	\$ 2,554,618	\$ -	
Santa Barbara Unified	Santa Barbara	McKinley Elementary	57/76786-00-010	12/21/18	\$ 2,115,033	\$ -	
Santa Barbara Unified	Santa Barbara	San Marcos Senior High	57/76786-00-011	12/21/18	\$ 1,017,157	\$ -	
Banning Unified	Riverside	Banning High	57/66985-00-006	12/24/18	\$ 7,016,067	\$ -	
Liberty Union High	Contra Costa	Liberty High	57/61721-00-003	12/26/18	\$ 2,120,240	\$ -	
Los Angeles Unified	Los Angeles	Kenter Canyon Elementary	57/64733-47-011	12/26/18	\$ 2,840,465	\$ -	
Ontario-Montclair	San Bernardino	Vina Danks Middle	57/67819-00-034	12/26/18	\$ 296,984	\$ -	
Knights Ferry Elementary	Stanislaus	Knights Ferry Elementary	57/71142-00-001	12/26/18	\$ 103,460	\$ 68,973	
					\$ 2,023,869,369	\$ 49,787,797	
					\$	2,073,657,167	

MODERNIZATION FUNDING SUBTOTALS	\$ 2,021,065,966	\$ 49,787,797
MODERNIZATION FACILITY HARDSHIP - NON SEISMIC	\$ 2,338,522	\$ -
TOTAL MODERNIZATION FUNDING	\$	2,073,192,286
MODERNIZATION FACILITY HARDSHIP - SEISMIC	\$ 464,881	\$ -

(a) Represents estimated 60% state share of project including excessive cost grants. Sesimic Mitigation Program projects represents the estimated 50% state share of project. Amounts shown have not been reviewed by OPSC for compliance with all School Facility Program requirements.

(b) Represents estimated financial hardship. Amounts shown have not been reviewed by OPSC for compliance with all School Facility Program requirements.

*Facility Hardship project requesting Seismic Mitigation Program funding.

**School districts have been notified that the Office of Public School Construction will begin processing the district's application in the near future.

CHARTER SCHOOL FACILITIES PROGRAM (CSFP)
 Remaining Unfunded In-House CSFP Applications as of December 31, 2018
 Listed in Alphabetical Order by County

County	District	Charter School	Received Date	Status
Alameda	Hayward Unified	Golden Oak Montessori of Hayward*	06/05/17	Beyond Authority
Alameda	Hayward Unified	Golden Oak Montessori of Hayward*	06/05/17	Beyond Authority
Alameda	Hayward Unified	Silver Oak High*	06/05/17	Beyond Authority
Alameda	Oakland Unified	American Indian Public High*	06/05/17	Beyond Authority
Alameda	Oakland Unified	Aspire Public Schools - Aspire College Academy*	06/01/17	Beyond Authority
Alameda	Oakland Unified	Envision Education - Envision Academy of Arts and Technology*	06/05/17	Beyond Authority
Alameda	Oakland Unified	Oakland School for the Arts*	06/05/17	Beyond Authority
Alameda	Oakland Unified	Oakland Unity High*	05/26/17	Beyond Authority
Alameda	San Lorenzo Unified	KIPP Summit Academy*	06/05/17	Beyond Authority
Butte	Chico Unified	Inspire School of Arts and Sciences*	05/30/17	Beyond Authority
Butte	Chico Unified	Inspire School of Arts and Sciences*	05/30/17	Beyond Authority
Butte	Oroville City Elementary	STREAM Charter *	06/05/17	Beyond Authority
El Dorado	Camino Union	Camino Science and Natural Resources Charter*	06/02/17	Beyond Authority
El Dorado	Camino Union	Camino Science and Natural Resources Charter*	06/02/17	Beyond Authority
Fresno	Clovis Unified	Clovis Online Charter (Sunnyside-Herndon)*	06/05/17	Beyond Authority
Fresno	Clovis Unified	Clovis Online Charter (Sunnyside-Herndon)*	06/05/17	Beyond Authority
Fresno	Clovis Unified	Clovis Online Charter (Fowler-Herndon)*	06/05/17	Beyond Authority
Fresno	Clovis Unified	Clovis Online Charter (Fowler-Herndon)*	06/05/17	Beyond Authority
Fresno	Kings Canyon Unified	Reedley Middle College High *	06/05/17	Beyond Authority
Fresno	Sanger Unified	Hallmark Charter*	06/05/17	Beyond Authority
Fresno	Sanger Unified	Hallmark Charter*	06/05/17	Beyond Authority
Imperial	Imperial County Office of Education	Imperial Pathways Charter - Del Rio Campus*	06/05/17	Beyond Authority
Imperial	Imperial County Office of Education	Imperial Pathways Charter - Valley Campus*	06/05/17	Beyond Authority
Kings	Lemoore Union High	Lemoore Middle College High*	06/05/17	Beyond Authority
Los Angeles	Inglewood Unified	ICEF Inglewood Elementary Charter*	06/05/17	Beyond Authority
Los Angeles	Inglewood Unified	ICEF Inglewood Middle Charter*	06/05/17	Beyond Authority
Los Angeles	Inglewood Unified	Today's Fresh Start - Inglewood*	06/05/17	Beyond Authority
Los Angeles	Los Angeles Unified	Academia Avance*	06/05/17	Beyond Authority
Los Angeles	Los Angeles Unified	Aspire Public Schools - Aspire Centennial College Preparatory*	06/01/17	Beyond Authority
Los Angeles	Los Angeles Unified	Birmingham Community Charter High*	05/31/17	Beyond Authority
Los Angeles	Los Angeles Unified	Bright Star Secondary Charter Academy*	05/30/17	Beyond Authority
Los Angeles	Los Angeles Unified	Citizens of the World 2 (Silver Lake)*	06/05/17	Beyond Authority
Los Angeles	Los Angeles Unified	Citizens of the World 3 (Mar Vista)*	06/05/17	Beyond Authority
Los Angeles	Los Angeles Unified	Citizens of the World Hollywood Charter*	06/05/17	Beyond Authority
Los Angeles	Los Angeles Unified	City Charter*	06/05/17	Beyond Authority
Los Angeles	Los Angeles Unified	Colfax Elementary*	06/05/17	Beyond Authority
Los Angeles	Los Angeles Unified	Extera Public Schools #1*	06/05/17	Beyond Authority
Los Angeles	Los Angeles Unified	Extera Public Schools #2*	06/05/17	Beyond Authority
Los Angeles	Los Angeles Unified	Gabriella Charter*	06/05/17	Beyond Authority
Los Angeles	Los Angeles Unified	Gabriella Charter #2*	06/05/17	Beyond Authority
Los Angeles	Los Angeles Unified	Granada Hills Charter (Devonshire Campus)*	06/05/17	Beyond Authority
Los Angeles	Los Angeles Unified	Granada Hills Charter (New Media Center)*	06/05/17	Beyond Authority
Los Angeles	Los Angeles Unified	Grover Cleveland Charter High*	06/05/17	Beyond Authority
Los Angeles	Los Angeles Unified	ICEF Vista Elementary Charter Academy*	06/05/17	Beyond Authority
Los Angeles	Los Angeles Unified	ICEF Vista Middle Charter Academy*	06/05/17	Beyond Authority
Los Angeles	Los Angeles Unified	LA Promise Fund High*	06/05/17	Beyond Authority
Los Angeles	Los Angeles Unified	Magnolia Science Academy - 2*	06/05/17	Beyond Authority
Los Angeles	Los Angeles Unified	Magnolia Science Academy - 3*	06/05/17	Beyond Authority
Los Angeles	Los Angeles Unified	Magnolia Science Academy - 5*	06/05/17	Beyond Authority
Los Angeles	Los Angeles Unified	Marquez Charter*	06/05/17	Beyond Authority
Los Angeles	Los Angeles Unified	New Heights Charter*	05/31/17	Beyond Authority
Los Angeles	Los Angeles Unified	Palisades Charter High*	05/30/17	Beyond Authority
Los Angeles	Los Angeles Unified	Stella Elementary Charter Academy*	05/30/17	Beyond Authority
Los Angeles	Los Angeles Unified	Stella Middle Charter Academy*	05/30/17	Beyond Authority
Los Angeles	Los Angeles Unified	Synergy Charter Academy*	05/30/17	Beyond Authority
Los Angeles	Los Angeles Unified	Synergy Charter Kinetic*	05/30/17	Beyond Authority
Los Angeles	Los Angeles Unified	Synergy Charter Quantum Academy*	05/30/17	Beyond Authority
Los Angeles	Los Angeles Unified	Taft Charter High*	06/05/17	Beyond Authority
Los Angeles	Los Angeles Unified	Today's Fresh Start - Compton*	06/05/17	Beyond Authority
Los Angeles	Los Angeles Unified	USC College Preparatory - Blue Campus*	06/02/17	Beyond Authority
Los Angeles	Los Angeles Unified	USC College Preparatory - Orange Campus*	06/02/17	Beyond Authority
Los Angeles	Los Angeles Unified	Valor Academy Elementary*	05/30/17	Beyond Authority
Los Angeles	Los Angeles Unified	Vaughn Elementary School Arts Center*	04/12/17	Beyond Authority
Los Angeles	Los Angeles Unified	Vaughn High School Arts Center*	04/12/17	Beyond Authority
Los Angeles	Los Angeles Unified	Vaughn Middle School Arts Center*	04/12/17	Beyond Authority
Los Angeles	Los Angeles Unified	Westside Innovative School House Charter Community School*	06/05/17	Beyond Authority
Los Angeles	Los Angeles Unified	Westside Innovative School House Charter High*	06/05/17	Beyond Authority
Los Angeles	Long Beach Unified	Intellectual Virtues Academy High*	06/05/17	Beyond Authority
Madera	Chawanakee Unified	Minarets Charter High*	06/01/17	Beyond Authority
Napa	Napa Valley Unified	River Charter*	06/05/17	Beyond Authority
Napa	Napa Valley Unified	River Charter*	06/05/17	Beyond Authority

CHARTER SCHOOL FACILITIES PROGRAM (CSFP)
 Remaining Unfunded In-House CSFP Applications as of December 31, 2018
 Listed in Alphabetical Order by County

Napa	Napa Valley Unified	Stone Bridge Charter*	06/05/17	Beyond Authority
Nevada	Grass Valley Elementary	Grass Valley Charter*	06/05/17	Beyond Authority
Nevada	Grass Valley Elementary	Grass Valley Charter*	06/05/17	Beyond Authority
Nevada	Grass Valley Elementary	Nevada City School of the Arts*	06/01/17	Beyond Authority
Orange	Orange Unified	El Rancho Charter*	04/20/17	Beyond Authority
Riverside	Perris Elementary	Innovative Horizons Charter School at Nan Sanders*	06/05/17	Beyond Authority
Riverside	Perris Elementary	Innovative Horizons Charter School at Nan Sanders*	06/05/17	Beyond Authority
Riverside	Riverside County Office of Education	Riverside County Education Academy*	06/05/17	Beyond Authority
Sacramento	Elk Grove Unified	Elk Grove Charter School*	06/05/17	Beyond Authority
Sacramento	Natomas Unified	Westlake K-8 Charter*	05/22/17	Beyond Authority
Sacramento	Sacramento City Unified	Aspire Public Schools - Aspire Capitol Heights Academy*	06/01/17	Beyond Authority
Sacramento	Sacramento City Unified	Capitol Collegiate Academy*	06/05/17	Beyond Authority
Sacramento	San Juan Unified	California Montessori Project - San Juan Campus (Orangevale)*	06/05/17	Beyond Authority
Sacramento	San Juan Unified	Golden Valley Orchard Charter*	06/05/17	Beyond Authority
Sacramento	San Juan Unified	Golden Valley River Charter*	06/05/17	Beyond Authority
Sacramento	Twin Rivers Unified	Creative Connections Arts Academy*	06/05/17	Beyond Authority
Sacramento	Twin Rivers Unified	Creative Connections Arts Academy*	06/05/17	Beyond Authority
Sacramento	Twin Rivers Unified	Smythe Academy*	06/05/17	Beyond Authority
Sacramento	Twin Rivers Unified	Smythe Academy*	06/05/17	Beyond Authority
Sacramento	Twin Rivers Unified	Westside Preparatory Academy*	06/05/17	Beyond Authority
Sacramento	Twin Rivers Unified	Westside Preparatory Academy*	06/05/17	Beyond Authority
San Benito	Hollister Elementary	Navigator Schools - Hollister Preparatory*	06/05/17	Beyond Authority
San Benito	Hollister Elementary	Navigator Schools - Hollister Preparatory*	06/05/17	Beyond Authority
San Diego	Chula Vista Elementary	Arroyo Vista Charter*	06/05/17	Beyond Authority
San Diego	Chula Vista Elementary	Chula Vista Learning Community*	06/05/17	Beyond Authority
San Diego	Chula Vista Elementary	Chula Vista Learning Community*	06/05/17	Beyond Authority
San Diego	Chula Vista Elementary	Discovery Charter*	06/05/17	Beyond Authority
San Diego	Chula Vista Elementary	Discovery Charter*	06/05/17	Beyond Authority
San Diego	Chula Vista Elementary	Feaster Charter*	06/05/17	Beyond Authority
San Diego	Chula Vista Elementary	Feaster Charter*	06/05/17	Beyond Authority
San Diego	Chula Vista Elementary	Mueller Charter*	06/05/17	Beyond Authority
San Diego	Chula Vista Elementary	Mueller Charter*	06/05/17	Beyond Authority
San Diego	Grossmont Union High	Liberty Charter High *	06/05/17	Beyond Authority
San Diego	San Diego Unified	Health Sciences High and Middle College*	05/18/17	Beyond Authority
San Diego	San Diego Unified	Innovations Academy*	05/18/17	Beyond Authority
San Diego	San Diego Unified	Museum School*	05/18/17	Beyond Authority
San Diego	South Bay Union	Nestor Charter*	06/05/17	Beyond Authority
San Joaquin	New Jerusalem Elementary	Delta Charter School*	06/05/17	Beyond Authority
San Joaquin	Stockton Unified	Aspire Public School - Aspire APEX Academy*	06/01/17	Beyond Authority
San Joaquin	Tracy Unified	Tracy Learning Center - Discovery Charter*	06/05/17	Beyond Authority
San Mateo	San Carlos Elementary	Charter Learning Center*	06/02/17	Beyond Authority
San Mateo	San Carlos Elementary	Charter Learning Center*	06/02/17	Beyond Authority
Santa Clara	East Side Union High	Alpha Public Schools - Cindy Avitia High *	06/05/17	Beyond Authority
Santa Clara	Gilroy Unified	Navigator Schools - Gilroy Preparatory*	06/05/17	Beyond Authority
Shasta	Enterprise Elementary	Pace Academy*	06/05/17	Beyond Authority
Shasta	Enterprise Elementary	Pace Academy*	06/05/17	Beyond Authority
Solano	Vallejo Unified	MIT Academy Middle School *	05/22/17	Beyond Authority
Solano	Vallejo Unified	MIT Academy Middle School *	05/22/17	Beyond Authority
Sonoma	Old Adobe Union	Loma Vista Immersion Academy*	06/05/17	Beyond Authority
Sonoma	Petaluma City Elementary	Live Oak Charter*	06/05/17	Beyond Authority
Sonoma	Sebastopol Union	Sebastopol Independent Charter*	06/05/17	Beyond Authority
Sonoma	Twin Hills Union	Twin Hills Charter Middle School*	05/26/17	Beyond Authority
Sonoma	Windsor Unified	Cali Calmecac Language Academy*	05/25/17	Beyond Authority
Sonoma	Windsor Unified	Cali Calmecac Language Academy *	05/25/17	Beyond Authority
Ventura	Ventura Unified	Ventura Charter School*	05/26/17	Beyond Authority
Yolo	Washington Unified	Washington Middle College High School*	06/05/17	Beyond Authority

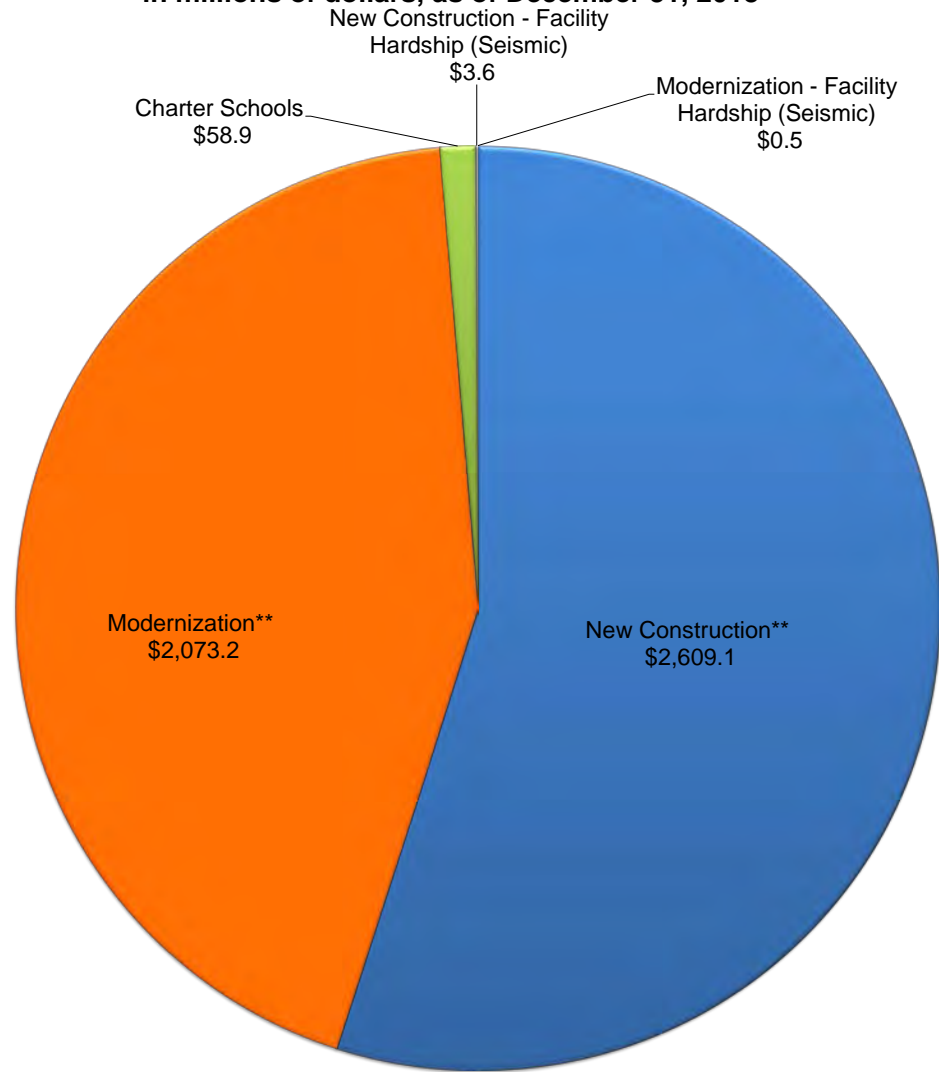
*CSFP applications that did not receive a Preliminary Charter School Apportionment will be retained through the end of 2018 to enable the Board to continue awarding Preliminary Charter School Apportionments during that time, provided additional bond authority returns. Applications on this list will require a complete review by OPSC and the California School Finance Authority to be eligible for funding.

SFP APPLICATIONS
 Overcrowding Relief Grant - School Facilities Program
 - Workload as of December 31, 2018 -

District	County	Site	Application Number	50-04 Date Received	ORG State Share	Status
Covina Valley Unified	Riverside	Sierra Vista Middle	56/64436-01-001*	7/29/2013	\$ 4,311,517	Beyond Authority
Chaffey Joint Union	San Bernardino	Ontario High	56/67652-00-003*	7/25/2013	\$ 8,739,582	Beyond Authority
					\$ 13,051,099	

* Overcrowding Relief Grant applications received by OPSC for the 2013 Filing Round. OPSC has not yet reviewed the total grant requested and the total number of projects exceed available bond authority. Placement on this list does not confirm funding.

School Facility Program Applications within Bond Authority*
- in millions of dollars, as of December 31, 2018 -



*The projects on this report only represents completed applications that are awaiting Office of Public School Construction (OPSC) processing and scheduling to the State Allocation Board. It does not reflect the OPSC's complete workload or guarantee the project is within available bond authority.

** Includes Facility Hardship Non-Seismic applications.

This list includes future workload that is identified as:

- Pending reflects workload that has been processed by OPSC but awaiting further information/documentation from the district.
- Reviewing reflects currently being processed by OPSC.

INFORMATION ITEM

SCHOOL FACILITY PROGRAM APPLICATIONS RECEIVED BEYOND BOND AUTHORITY LIST (as of December 31, 2018)

The applications on this list represent School Facility Program (SFP) New Construction and Modernization projects in date order received that were received on or after September 13, 2018 through December 31, 2018. These applications have been received, but not reviewed, by the Office of Public School Construction (OPSC). This list is presented to the State Allocation Board for acknowledgement, but not approval pursuant to SFP Regulation Section 1859.95.1.

Published monthly in the SAB Agenda.

This report is also on the OPSC Web site at:

www.dgs.ca.gov/opsc

SFP APPLICATIONS

New Construction Acknowledged Applications Received Past Existing Authority as of December 31, 2018

District	County	Site Name	DSA Number	50-04 Date Received	Estimated State Grant (a)	Estimated Financial Hardship (b)
Imperial County Office of Education	Imperial	La Paloma Middle	04-116828	09/14/18	\$ 1,442,651	\$ 1,442,651
Winters Joint Unified	Yolo	Winters High	02-115475	09/14/18	\$ 2,188,077	\$ -
Plaza Elementary	Glenn	Plaza Elementary	02-116764	09/18/18	\$ 2,672,913	\$ 2,672,913
Gustine Unified	Merced	Gustine High	02-116135	09/19/18	\$ 4,814,849	\$ 4,814,849
Corona-Norco Unified	Riverside	Eastvale Elementary	04-115480	09/21/18	\$ 15,085,368	\$ -
Round Valley Unified	Mendocino	Round Valley High	01-117277	09/24/18	\$ 2,353,745	\$ 2,353,745
Live Oak Unified	Sutter	Live Oak Middle	02-116511	09/24/18	\$ 1,776,402	\$ -
Corona-Norco Unified	Riverside	Garretson Elementary	04-115277	10/01/18	\$ 3,682,897	\$ -
Lammersville Joint Unified	San Joaquin	Cordes Elementary	02-116707	10/04/18	\$ 14,117,100	\$ -
San Benito High	San Benito	San Benito High	01-117136	10/08/18	\$ 6,418,818	\$ -
Fairfield-Suisun Unified	Solano	E Ruth Sheldon Academy of Innovative Learning	02-116436	10/10/18	\$ 1,574,262	\$ -
Grossmont Union High	San Diego	Granite Hills High	04-116776	10/12/18	\$ 966,051	\$ -
El Centro Elementary	Imperial	Harding Elementary	04-117257	10/15/18	\$ 1,656,420	\$ -
Wasco Union Elementary	Kern	James A Forrest Elementary	03-117605	10/15/18	\$ 11,839,197	\$ 11,839,197
Alview-Dairyland Union Elementary	Madera	Alview Elementary	Site/Design	10/16/18	\$ 122,877	\$ 122,877
Alview-Dairyland Union Elementary	Madera	Dairyland Elementary	Site/Design	10/16/18	\$ 122,877	\$ 122,877
Kings River Union Elementary	Tulare	Kings River Elementary	Site/Design	10/16/18	\$ 1,869,396	\$ 1,869,396
Fremont Union High	Santa Clara	Homestead High	01-116560	10/23/18	\$ 3,185,692	\$ -
Fremont Unified	Alameda	G M Walters Junior High	01-115744	10/24/18	\$ 7,741,378	\$ -
Orange Unified	Orange	Orange High	04-116859	10/25/18	\$ 1,543,988	\$ -
Grossmont Union High	San Diego	El Capitan High	04-116979	10/25/18	\$ 2,379,500	\$ -
Corning Union High	Tehama	Corning High	02-116489	10/26/18	\$ 3,546,223	\$ -
Castro Valley Unified	Alameda	Castro Valley High	01-116720	10/29/18	\$ 1,380,830	\$ -
Castro Valley Unified	Alameda	Castro Valley High	01-116816	10/29/18	\$ 1,625,897	\$ -
Grossmont Union High	San Diego	Monte Vista High	04-116978	10/29/18	\$ 1,536,016	\$ -
West Park Elementary	Fresno	West Park Elementary	02-116848	10/30/18	\$ 3,948,406	\$ 3,948,406
Campbell Union High	Santa Clara	Leigh High	01-117171	10/30/18	\$ 4,203,090	\$ -
Central Union High	Imperial	Central Union High	04-116825	10/31/18	\$ 11,738,874	\$ 11,738,874
Pajaro Valley Unified	Santa Cruz	Pajaro Valley High	01-116514	10/31/18	\$ 1,905,424	\$ -
Fairfield-Suisun Unified	Solano	E Ruth Sheldon Academy of Innovative Learning	02-116436	10/31/18	\$ 4,711,065	\$ -
Fresno County Office of Education	Fresno	Selma Learning Academy	02-116799	11/06/18	\$ 295,279	\$ -
Jurupa Unified	Riverside	West Riverside Elementary	04-115786	11/09/18	\$ 4,338,436	\$ -
Sunnyside Union Elementary	Tulare	Sunnyside Elementary	Site/Design	11/14/18	\$ 4,562,914	\$ 4,562,914
Santa Maria-Bonita	Santa Barbara	Measure T Elementary	03-118839	11/16/18	\$ 11,229,282	\$ -
Williams Unified	Colusa	Williams Elementary	Site/Design	11/19/18	\$ 867,525	\$ 867,525
Williams Unified	Colusa	Williams High	Site/Design	11/19/18	\$ 1,429,051	\$ 1,429,051
Pierce Joint Unified	Colusa	Arbuckle Elementary	02-116802	11/20/18	\$ 1,941,453	\$ -
Los Angeles Unified	Los Angeles	International Studies Learning Center	03-117730	11/26/18	\$ 8,212,769	\$ -
William S. Hart Union High	Los Angeles	William S Hart High	03-118530	11/29/18	\$ 9,813,917	\$ -
Oxnard	Ventura	Seabridge Elementary	03-118672	12/07/18	\$ 13,517,344	\$ -
Oxnard	Ventura	Seabridge Elementary	03-118672	12/07/18	\$ 786,556	\$ -
Porterville Unified	Tulare	Porterville Military Academy	02-115851	12/07/18	\$ 2,092,468	\$ -
Arvin Union	Kern	Bear Mountain Elementary	03-119081	12/14/18	\$ 3,118,320	\$ -

SFP APPLICATIONS

New Construction Acknowledged Applications Received Past Existing Authority as of December 31, 2018

District	County	Site Name	DSA Number	50-04 Date Received	Estimated State Grant (a)	Estimated Financial Hardship (b)
Meadows Union Elementary	Imperial	Meadows Elementary	04-116690	12/20/18	\$ 2,874,742	\$ -
Blochman Union Elementary	Santa Barbara	Benjamin Foxen Elementary	03-119221	12/21/18	\$ 1,308,316	\$ -
Sanger Unified	Fresno	Washington Academic Middle	02-117046	12/24/18	\$ 560,664	\$ -
					\$ 189,099,319	\$ 47,785,275
					\$	236,884,594

INFORMATION ITEM

**FACILITY HARDSHIP/REHABILITATION APPROVALS WITHOUT
FUNDING**

As of December 11, 2018

FACILITY HARDSHIP/REHABILITATION APPROVALS WITHOUT FUNDING

As of December 11, 2018 State Allocation Board

FACILITY HARDSHIP

<i>School District</i>	<i>County</i>	<i>Program</i>	<i>Application Number</i>	<i>School Site Name</i>	<i>SAB Approval Date</i>	<i>Funding Application Due Date</i>	<i>Estimated State Grant</i>
Muroc JUSD	Kern	Facility Hardship	51/63685-00-001	Desert Junior-Senior High	6/23/2018	11/25/2019	\$ 5,955,850*
Estimated Total Need (State Share)							\$ 5,955,850

REHABILITATION

<i>School District</i>	<i>County</i>	<i>Program</i>	<i>Application Number</i>	<i>School Site Name</i>	<i>SAB Approval Date</i>	<i>Funding Application Due Date</i>	<i>Estimated State Grant</i>
Muroc JUSD	Kern	Seismic Mitigation	58/63685-00-001	Desert Junior-Senior High	6/23/2018	11/25/2019	\$ 961,580*
Estimated Total Need (State Share)							\$ 961,580*

Facility Hardship and Rehabilitation Estimated Total Need (State Share)							\$ 6,917,430
--	--	--	--	--	--	--	--------------

*These projects have received design apportionments which are included in the Estimated State Grant amount.

Section 1859.81. Financial Hardship.

Except for Joint-Use Projects and Career Technical Education Facilities Projects, a district is eligible for financial hardship to fund all or a portion of its matching share requirement after demonstrating the requirements of (a), (c), and (d) below:

- (a) The district is financially unable to provide all necessary matching funds for an eligible project. To determine this, an analysis shall be made of the district's financial records by the OPSC including data and records maintained by the CDE and the County Office of Education. The analysis shall consist of a review of the district's latest Independent Audit regarding funds available from all capital facility accounts, including, but not limited to, developer fees, funds generated from capital facility certificates of participation, federal grants, redevelopment funds, sale proceeds from surplus property, the appraised value of facilities approved for replacement pursuant to Section 1859.82, bond funds either encumbered, unencumbered or authorized but unsold, and savings from other SFP projects. All funds thus identified that have not been expended or encumbered by a contractual agreement for a specific capital outlay purpose prior to the initial request for financial hardship status shall be deemed available as a matching contribution.

After the initial request for financial hardship status is granted, no further encumbrances will be approved by the OPSC and all prospective revenue made available to the district's capital facility accounts shall be deemed available as matching contribution on the subsequent financial hardship review, with the exception of:

- (1) Approved interim housing expenditures.
- (2) Funding to pay for previously recognized multi-year encumbrances approved at the initial financial hardship approval.
- (3) Funding that is transferred into a Special Reserve Fund and is used for the express purpose of the Federal Renovation Program when the amount expended out of that fund does not exceed the maximum Federal Renovation Grant amount.
- (4) Funding that is transferred into a Special Reserve Fund and is used for the express purpose of the School Facilities Needs Assessment Grant Program or Emergency Repair Program when the amount expended out of that fund does not exceed the maximum grant amount apportioned.
- (5) Funding that is transferred into a Special Reserve Fund and is used for the express purpose of the Career Technical Education Facilities Program when the amount expended out of that fund does not exceed the applicant's share of the maximum grant amount apportioned.
- (6) Funding that is transferred into a Special Reserve Fund and used for the express purpose of the Overcrowding Relief Grant when the amount expended out of that fund does not exceed the amount of the site acquisition and design costs of the project and the district has submitted an approved Form SAB 50-11.
- (7) Funding that is used for the express purpose of reimbursing the State a proportionate share of financial hardship received when there has been a transfer of a special education program and title to the facility. In addition, the funding was used within five years of the title transfer.
- (8) Funding to pay for obtaining a structural report pursuant to Section 1859.82 for an approvable and funded seismic mitigation project.
- (9) All other capital facility funding for a period of three years when no subsequent financial hardship request is made during this period, with the exception of the funding identified in (6). The three-year period begins with the date of the most recent financial hardship new construction or modernization adjusted grant funding apportionment.

When Overcrowding Relief Grant funding is set aside pursuant to (6) and the School District has not submitted, or the OPSC has not accepted, a Form SAB 50-04 for an Overcrowding Relief Grant within three years from the date of deposit into the Special Reserve Fund, or the School District has not met the requirements in Sections 1859.90 or 1859.105, remaining funds plus interest accrued at the Pooled Money Investment Board rate at that time period shall be deemed available as matching contribution on a subsequent financial hardship project or be captured through an audit adjustment pursuant to Section 1859.106.

The financial hardship analysis is subject to approval by the Board.

- (b) From the funds deemed available as a matching contribution, the district may retain \$19,776 per classroom in each enrollment reporting period for the cost to provide interim housing for the currently unhoused pupils of the district. The amount shown shall be adjusted annually in the manner prescribed in Section 1859.71. The number of classrooms needed for interim housing for the currently unhoused pupils shall be the sum of the positive numbers determined in (b)(7) as follows:
- (1) Determine the current enrollment of the district by grade level as shown on the latest Form SAB 50-01.
 - (2) Determine the New Construction Grants apportioned by grade level for all SFP projects and LPP funded under the provisions of Sections 1859.12 or 1859.13 where the district has submitted Form SAB 50-06 indicating that the project is 100 percent complete.
 - (3) Subtract (b)(2) from (b)(1).
 - (4) Determine the number of classrooms by grade level reported in Part 1, Line 8 on Form SAB 50-02.
 - (5) Multiply the classrooms determined in (b)(4) by 25 for K-6, 27 for 7-12, 13 for Non-Severe and 9 for Severe.
 - (6) Subtract the product determined in (b)(5) from the difference determined in (b)(3) by grade level.
 - (7) Divide the difference by grade level determined in (b)(6) by 25 for K-6, 27 for 7-12, 13 for Non-Severe and 9 for Severe and round up to the nearest whole number.

From the funds deemed available as a matching contribution, the district may also retain \$19,776 per portable toilet unit in each reporting period for the cost to provide necessary interim toilet facilities for the currently unhoused pupils of the district. The amount shown shall be adjusted annually in the manner prescribed in Section 1859.71. The number of toilet facilities needed for interim housing shall be the sum of the positive numbers determined in (b)(7) divided by eight rounded up to the nearest whole number.

From the funds deemed available as a matching contribution, the district may also retain \$19,776 per classroom in each reporting period for the cost to provide necessary interim housing for the currently unhoused pupils displaced as a result of a SAB approved seismic mitigation project pursuant to Section 1859.82. The amount shown shall be adjusted annually in the manner prescribed in Section 1859.71. The number of classrooms needed for interim housing shall be the quotient of the displaced pupils by 25 for K-6, 27 for 7-12, 13 for Non-Severe and 9 for Severe and round up to the nearest whole number.

If the district's available funds, as determined by the OPSC analysis less costs for interim housing, is less than its matching share, the district will be deemed to have met the requirements of this Subsection.

- (c) The district has made all reasonable efforts to fund its matching share of the project by demonstrating it is levying the developer fee justified under law or an alternative revenue source equal to or greater than the developer fee otherwise justified under law at the time of request for hardship and the district meets at least one of the following:
- (1) The current outstanding bonded indebtedness of the district issued for the purpose of constructing school facilities in accordance with Education Code Section 17072.35 or 17074.25 as appropriate, at the time of request for financial hardship status, is at least 60 percent of the district's total bonding capacity. Outstanding bonded indebtedness includes that part of general obligation bonds, Mello-Roos Bonds, School Facility Improvement District Bonds and certificates of participation which the district is paying a debt service that was issued for capital outlay school facility purposes.
 - (2) The district had a successful registered voter bond election for at least the maximum amount allowed under Proposition 39 within the previous two years from the date of request for financial hardship status. The proceeds from the bond election that represent the maximum amount allowed under the provisions of Proposition 39 must be used to fund the district's matching share requirement for SFP project(s).
 - (3) It is a County Superintendent of Schools.
 - (4) The district's total bonding capacity at the time of the request for financial hardship status is \$5 million or less.
 - (5) Other evidence of reasonable effort as approved by the SAB.

If the district's request for financial hardship status is denied by the Board, the district may be deemed eligible for rental payments of \$2,000 per year per classroom under the Emergency School Classroom Law of 1979 for a two year period when

relocatable classroom buildings are available and the district provides financial documentation that it is unable to afford the full rental amount and any other information satisfactory to the Board that the rental reduction is necessary. The number of classrooms eligible for the \$2,000 rental payments shall be the sum of the numbers determined in (c)(5)(B) as follows:

- (A) Determine the number of pupils by grade level that the district requested a New Construction Grant on the Form SAB 50-04 that were denied financial hardship status.
- (B) Divide the number by grade level determined in (c)(5)(A) by 25 for K-6, 27 for 7-12, 13 for Non-Severe and 9 for Severe and round up to the nearest whole number.
- (d) The district has not signed a contract for acquisition or construction of classrooms that replace existing facility(ies), which were included in the determination of the district's new construction eligibility pursuant to Education Code Section 17071.75, in a locally funded project during the five-year period immediately preceding the district's application for financial hardship assistance. This restriction may be lifted if the Board finds that unforeseen and extenuating circumstances existed that required the district to use local funds to replace the facility(ies).
- (e) If the district meets the financial hardship requirements in this Section, the amount of financial hardship is equal to the district's matching share less funds deemed available in (a).
- (1) Once a district has been notified by OPSC that it meets the requirements of financial hardship in this Section, the district may file Form SAB 50-04 under the provisions of financial hardship anytime within a period of 180 calendar days from the date of the OPSC notification.
- (2) If the district does not submit Form SAB 50-04 under the provisions of financial hardship within 180 calendar days of the OPSC notification of approval of financial hardship status, the district must re-qualify for financial hardship status under the provisions of this Section by submittal of a new request for financial hardship status.
- (3) If the project(s) has been included on an unfunded list for more than 180 calendar days, a review of the district's funds pursuant to (a) will be made to determine if additional district funds are available to fund the district's matching share of the project(s).

Financial hardship approval status by the OPSC for a separate design and/or site apportionment does not apply to any subsequent funding for the project(s).

- (f) If the district submits Form SAB 50-04 within 180 calendar days of the OPSC notification of approval of financial hardship and the project(s) has been included on the "Unfunded List (Lack of AB 55 Loans)" for more than 180 calendar days as a result of the State of California's inability to provide interim financing from the Pooled Money Investment Account (AB 55 loans), the Board may suspend the unfunded review requirement as defined in Regulation Section 1859.81(e). Projects added to any other unfunded list shall be subject to the review detailed in Regulation Section 1859.81(e). Regulation Section 1859.81(f) shall become inoperative July 1, 2011.
- (g) A project added to an unfunded list on or after July 1, 2011 will be subject to the review detailed in section (e)(3). For projects added to an unfunded list between February 25, 2009 and June 30, 2011, only the district's financial records on or after July 1, 2011 will be considered in calculating any adjustment to the district's matching share.
- (h) On or after September 22, 2017, a district may submit a request for funding in advance of obtaining a determination of Financial Hardship.
 - (1) To be considered for Financial Hardship, the district must check the box on the Form SAB 50-04 requesting Financial Hardship pursuant to this subsection when submitting a request for funding.
 - (2) Prior to processing an application OPSC will notify the district in writing to submit the necessary documentation for a Financial Hardship analysis pursuant to (a), (b), (c) and (d). OPSC will not accept any documents for a Financial Hardship analysis in advance of the notification. Failure to submit the requested documentation within 60 calendar days of OPSC's notification will result in either a. or b.:
 - a. District may amend their Form SAB 50-04 to exclude the request for Financial Hardship determination.
 - b. OPSC will return the request for funding and related materials to the district.
 - (3) Upon notification of Financial Hardship approval, any Form SAB 50-04 processed within 180 calendar days of the approval date will be included in the approval.
 - (4) For any Form SAB 50-04 processed more than 180 calendar days after the date of the Financial Hardship approval the district shall re-qualify for Financial Hardship status.

Note: Authority cited: Sections 17070.35, 17075.15, 17078.72 and 17592.73, Education Code.

Reference: Sections 17071.75, 17075.10, 17075.15, and 17079.20, Education Code.