

State Allocation Board Agenda



Lisa Silverman, Executive Officer
Office of Public School Construction
707 Third Street
West Sacramento, CA 95605

Public Meeting
Wednesday, September 26, 2018
State Capitol, Room 447*
Sacramento, CA 95814
2:00 p.m.*

General Information
(916) 376-1771

For further information please contact your Project Manager.

*Meeting room and time subject to change.

A copy of the 10-Day Notice can be found on the [OPSC website](#).

September 26, 2018

Agenda

CLOSED SESSION

Pursuant to Government Code Section 11126(e)(2)(B)(i), the Board will meet in closed session for the purpose of conferring with and receiving advice from its legal counsel that, based on existing facts and circumstances, there is a significant exposure to litigation against the state body.

<u>TAB</u>	<u>SUBJECT</u>	<u>PRESENTER</u>	<u>PAGE</u>
	Call Meeting to Order	Chair	
	Roll Call	Secretary	
	Table of Contents		i - ii
1	Alphabetical Listing		iii
2	Minutes of August 15, 2018		1 - 5
3	Executive Officer Statement		6 - 7
4	<u>CONSENT AGENDA</u>		
	<u>SCHOOL FACILITY PROGRAM</u>		
	Resolution		8
	Eligibility Approvals		9 - 15
	Unfunded Approvals		16 - 26
	Funding		27
	Closeouts		28 - 31
	School Facility Program Career Technical Education		32 - 38
	Facilities Program Unfunded Approvals		
	School Facility Program Substantial Progress Rescission/ Reduction to Costs Incurred		39 - 40
	Facility Hardship/Rehabilitation Program		41 - 53

NEXT MONTHLY STATE ALLOCATION BOARD MEETING – OCTOBER 24, 2018

September 26, 2018

Agenda

<u>TAB</u>	<u>SUBJECT</u>	<u>PAGE</u>
5	<u>FINANCIAL REPORTS</u>	
	STATUS OF FUND RELEASES	54 - 55
	STATUS OF FUNDS	56 – 72
6	<u>APPEAL ITEMS</u>	
	LAKE ELEMENTARY/GLENN 50/62596-00-001 To present the District's request to change the scope of its previously approved project at Lake Elementary School.	73 – 79
7	<u>INFORMATION</u>	
	State Allocation Board Three-Month Projected Workload	80 – 81
	Dates for Remaining 2018 State Allocation Board Meetings	82
	School Facility Program Unfunded List	83 - 87
	School Facility Program Workload List	88 - 122
	Facility Hardship/Rehabilitation Approvals Without Funding	123 - 124
	School Facility Program Financial Hardship Regulation Section 1859.81	125 - 128

September 26, 2018

Alphabetical Listing

School District	County	Category	Page No.
ALPAUGH UNIFIED	TULARE	SFP-New Const.	Consent 11
ANAHEIM UNION HIGH	ORANGE	SFP-Career Tech	Consent 32*
BEAUMONT UNIFIED	RIVERSIDE	SFP-Career Tech	Consent 31
BIGGS UNIFIED	BUTTE	SFP-Mod.	Consent 11
CHICO UNIFIED	BUTTE	SFP-New Const.	Consent 11
CONTRA COSTA CO. OFFICE OF ED.	CONTRA COSTA	SFP-New Const.	Consent 39
CORONA-NORCO UNIFIED	RIVERSIDE	SFP-New Const.	Consent 27
DINUBA UNIFIED	TULARE	SFP-Mod.	Consent 30
FIREBAUGH-LAS DELTAS UNIFIED	FRESNO	SFP-New Const.	Consent 11
FRESNO UNIFIED	FRESNO	SFP-Career Tech	Consent 32*
IRVINE UNIFIED	ORANGE	SFP-Career Tech	Consent 32*
KINGS CANYON JOINT UNIFIED	FRESNO	SFP-New Const.	Consent 11
KINGS CANYON JOINT UNIFIED	FRESNO	SFP-New Const.	Consent 16*
KINGS CANYON JOINT UNIFIED	FRESNO	SFP-New Const.	Consent 16*
LODI UNIFIED	SAN JOAQUIN	SFP-Mod.	Consent 39
LOS ANGELES UNIFIED	LOS ANGELES	SFP-New Const.	Consent 28*
LOS ANGELES UNIFIED	LOS ANGELES	SFP-New Const.	Consent 41*
LOS MOLINOS UNIFIED	TEHAMA	SFP-Mod.	Consent 45*
MENDOTA UNIFIED	FRESNO	SFP-Mod.	Consent 16*
MENDOTA UNIFIED	FRESNO	SFP-Mod.	Consent 16*
MORENO VALLEY UNIFIED	RIVERSIDE	SFP-Mod.	Consent 9
NEWPORT-MESA UNIFIED	ORANGE	SFP-Mod.	Consent 9
PORTERVILLE UNIFIED	TULARE	SFP-Mod.	Consent 16*
POWAY UNIFIED	SAN DIEGO	SFP-New Const.	Consent 16*
ROSEMEAD ELEMENTARY	LOS ANGELES	SFP-Mod.	Consent 11
SACRAMENTO CITY UNIFIED	SACRAMENTO	SFP-Mod.	Consent 11
SAN FRANCISCO UNIFIED	SAN FRANCISCO	SFP-Mod.	Consent 11
SAN FRANCISCO UNIFIED	SAN FRANCISCO	SFP-Mod.	Consent 16*
SAN FRANCISCO UNIFIED	SAN FRANCISCO	SFP-Mod.	Consent 16*
SANTA BARBARA UNIFIED	SANTA BARBARA	SFP-Mod.	Consent 11
SCOTIA UNION ELEMENTARY	HUMBOLDT	SFP-Mod.	Consent 49*
SIMI VALLEY UNIFIED	VENTURA	SFP-Mod.	Consent 11
SOLANO COUNTY OFFICE OF EDUCATION	SOLANO	SFP-Mod.	Consent 11
SOLANO COUNTY OFFICE OF EDUCATION	SOLANO	SFP-Mod.	Consent 16*
STANISLAUS CO. OFFICE OF ED.	STANISLAUS	SFP-New Const.	Consent 29
SUTTER UNION HIGH	SUTTER	SFP-Career Tech	Consent 39
WHEATLAND UNION HIGH	YUBA	SFP-New Const.	Consent 11

OPSC PROGRAM CODES

SCHOOL FACILITY PROGRAM (SFP)

- 50 – NEW CONSTRUCTION
- 51 – NEW CONSTRUCTION FACILITY HARDSHIP
- 52 – SFP JOINT-USE
- 53 – CRITICALLY OVERCROWDED SCHOOLS
- 54 – CHARTER SCHOOLS
- 55 – CAREER TECH NEW CONSTRUCTION
- 56 – OVERCROWDING RELIEF GRANT PROGRAM
- 57 – MODERNIZATION
- 58 – MODERNIZATION FACILITY HARDSHIP
- 59 – CAREER TECH MODERNIZATION

OTHER PROGRAMS

- 25 – RELOCATABLE CLASSROOM PROGRAM
- 34 – AIR CONDITIONING PROGRAM
- 40 – DEFERRED MAINTENANCE PROGRAM
- 61 – EMERGENCY REPAIR PROGRAM
- 92 – UNUSED SITES PROGRAM

**MINUTES
State Allocation Board
August 15, 2018**

Upon notice duly given, the meeting of the State Allocation Board (SAB) was held at the State Capitol, Room 2040, in Sacramento, California on August 15, 2018 at 2:00 p.m.

Members of the SAB present were as follows:

- Jacqueline Wong-Hernandez, Chief Deputy Director, Policy, Department of Finance, designated representative for Michael Cohen, Director, Department of Finance
- Jeffrey McGuire, Chief Deputy Director, Department of General Services, designated representative for Daniel Kim, Director, Department of General Services
- Juan Mireles, Director, School Facilities and Transportation Services Division, California Department of Education (CDE), designated representative for Tom Torlakson, Superintendent of Public Instruction
- Cesar Diaz, appointee of Edmund G. Brown, Jr., Governor of the State of California
- Senator Benjamin Allen
- Senator Janet Nguyen
- Senator Richard Pan
- Assembly Member Adrin Nazarian
- Assembly Member Rocky Chavez
- Assembly Member Patrick O'Donnell

Representative of the SAB was as follows:

Lisa Silverman, Executive Officer

Representatives of the Department of General Services, Office of Public School Construction (OPSC), were as follows:

Lisa Silverman, Executive Officer
Barbara Kampmeiner, Deputy Executive Officer

Representative of the Department of General Services, Office of Legal Services, was as follows:

Thomas Patton, Assistant Chief Counsel

With a quorum present, Ms. Wong-Hernandez, Chair, called the meeting to order at 2:01 p.m.

PRIOR MINUTES

A motion was made to approve the June 27, 2018 SAB Minutes. The Chair called for a roll-call vote and the motion carried per the following votes:

MEMBER	AYE	NAY	ABSTAIN	ABSENT
Senator Allen	X			
Senator Nguyen	X			
Senator Pan	X			
Assembly Member Nazarian	X			
Assembly Member Chavez	X			
Assembly Member O'Donnell	X			
Juan Mireles	X			
Cesar Diaz (Governor's Appointee)	X			
Jeffrey McGuire	X			
Jacqueline Wong-Hernandez	X			
Total	10			

Motion:

Carried X
Failed

EXECUTIVE OFFICER'S STATEMENT

The Executive Officer informed the SAB of the following:

New Program – Full-Day Kindergarten Facilities Grant Program

Assembly Bill 1808 (Ting, et al), Chapter 32, Statutes of 2018, was signed by the Governor on June 27, 2018. The bill established the Full-Day Kindergarten Facilities Grant Program in Education Code Section 17375, which the SAB is charged with administering the Program. The Program funding comes from the General Fund in the amount of \$100 million for school districts to build new facilities or retrofit existing facilities for the sole purpose of providing full-day kindergarten classrooms. Program grants are provided on a 50/50 state and local matching share basis for construction of new facilities and a 60/40 basis for retrofit of existing facilities, with priority given to qualifying financial hardship school districts and those located in underserved communities with a high population of students who are eligible for free and reduced-price meals.

The first stakeholder meeting was held on Tuesday, August 28, 2018 at the Department of General Services in West Sacramento. The official announcement was published on OPSC's website and distributed by email.

Update on Acceptance of Applications When Funding is Unavailable

OPSC held a stakeholder meeting on July 11, 2018 in order to gather input on the regulatory changes proposed in the June 27, 2018 item related to the acceptance of applications when funding is unavailable. The stakeholder meeting was well attended and OPSC thanks those stakeholders who provided written feedback and those who attended or watched the webcast.

OPSC maintains that there are challenges with the current regulations that allow for acceptance of applications to be placed on the Applications Received Beyond Bond Authority List. However, based on feedback received from stakeholders and absent further SAB direction, OPSC is not bringing forth an action item to amend the regulations at this time.

Joint Agency Workshops

On Tuesday, August 21, 2018, OPSC and CDE held a joint agency workshop on the Career Technical Education Facilities Program. The SAB members and the audience were reminded that applications for the fifth CTEFP funding cycle are due to CDE on October 19, 2018 and due to OPSC on February 15, 2019.

Next SAB Meeting

The SAB and stakeholders were reminded that the next SAB meeting is scheduled for Wednesday, September 26, 2018 at 2:00 p.m.

CONSENT ITEMS

A motion was made to approve the Consent calendar as presented. The Chair called for a roll-call vote and the motion carried per the following votes:

MEMBER	AYE	NAY	ABSTAIN	ABSENT
Senator Allen	X			
Senator Nguyen	X			
Senator Pan	X			
Assembly Member Nazarian	X			
Assembly Member Chavez	X			
Assembly Member O'Donnell	X			
Juan Mireles	X			
Cesar Diaz (Governor's Appointee)	X			
Jeffrey McGuire	X			
Jacqueline Wong-Hernandez	X			
Total	10			

Motion:

Carried X
 Failed

FINANCIAL REPORTS

Status of Fund Releases

The SAB accepted the Status of Fund Releases report as presented.

Status of Funds

The SAB accepted the Status of Funds report as presented.

ACTION ITEMS

Proposed Regulatory Amendments to the Career Technical Education Facilities Program

The SAB approved the staff’s recommendations, which established additional criteria for breaking ties in the funding order of Career Technical Education Facilities Program applications in the SFP Regulations and authorized the Executive Officer to file the proposed regulations with the Office of Administrative Law and make the regulations permanent. The Chair called for a roll-call vote and the motion carried per the following votes:

MEMBER	AYE	NAY	ABSTAIN	ABSENT
Senator Allen	X			
Senator Nguyen	X			
Senator Pan	X			
Assembly Member Nazarian	X			
Assembly Member Chavez	X			
Assembly Member O'Donnell	X			
Juan Mireles	X			
Cesar Diaz (Governor's Appointee)	X			
Jeffrey McGuire	X			
Jacqueline Wong-Hernandez	X			
Total	10			

Motion:

Carried X
 Failed

REPORTS, DISCUSSION, AND INFORMATION ITEMS

The SAB acknowledged the following reports:

Material Inaccuracy Overview

State Allocation Board Three-Month Projected Workload

State Allocation Board Meeting Dates for the Remaining 2018 Calendar Year

School Facility Program Unfunded List as of June 27, 2018

School Facility Program Workload List of Applications Received Through July 31, 2018

Facility Hardship/Rehabilitation Approvals Without Funding as of June 27, 2018

ADJOURNMENT

There being no further business to come before the SAB, the Chair adjourned the meeting at 2:20 p.m.

A handwritten signature in black ink, appearing to read "Lisa Silverman". The signature is written in a cursive, flowing style.

LISA SILVERMAN, Executive Officer

ATTACHMENT A
Approved Consent Items on 8/15/2018

Program	Application Number	District	County
Continued Use	91/10397-00-000	SAN JOAQUIN COUNTY OFFICE OF EDUCATION	SAN JOAQUIN
Continued Use	91/10421-00-000	SANTA BARBARA COUNTY OFFICE OF EDUCATION	SANTA BARBARA
SFP - Career Tech	55/62117-00-007	CLOVIS UNIFIED	FRESNO
SFP - Career Tech	59/40360-00-005	METRO ED. DISTRICT JPA ROC/P	SANTA CLARA
SFP - Charter Schools	54/61424-00-004	CHICO UNIFIED	BUTTE
SFP - Charter Schools	54/67314-00-003	ELK GROVE UNIFIED	SACRAMENTO
SFP - Charter Schools	54/64733-00-049	LOS ANGELES UNIFIED	LOS ANGELES
SFP - Charter Schools	54/67447-00-005	SAN JUAN UNIFIED	SACRAMENTO
SFP - Charter Schools	54/68809-00-001	SAN LUIS COASTAL UNIFIED	SAN LUIS OBISPO
SFP - COS	53/64733-00-520	LOS ANGELES UNIFIED	LOS ANGELES
SFP - Modernization	57/62117-00-000	CLOVIS UNIFIED	FRESNO
SFP - Modernization	57/67686-00-000	COLTON JOINT UNIFIED	SAN BERNARDINO
SFP - Modernization	57/68130-00-000	GROSSMONT UNION HIGH	SAN DIEGO
SFP - Modernization	57/68130-00-021	GROSSMONT UNION HIGH	SAN DIEGO
SFP - Modernization	57/62265-00-000	KINGS CANYON JOINT UNIFIED	FRESNO
SFP - Modernization	57/68569-00-000	LINCOLN UNIFIED	SAN JOAQUIN
SFP - Modernization	57/68569-00-014	LINCOLN UNIFIED	SAN JOAQUIN
SFP - Modernization	57/68569-00-013	LINCOLN UNIFIED	SAN JOAQUIN
SFP - Modernization	57/75127-00-000	MENDOTA UNIFIED	FRESNO
SFP - Modernization	57/63693-00-000	NORRIS	KERN
SFP - Modernization	57/64881-00-035	PASADENA UNIFIED	LOS ANGELES
SFP - Modernization	57/66647-00-036	PLACENTIA-YORBA LINDA UNIFIED	ORANGE
SFP - Modernization	57/75523-00-000	PORTERVILLE UNIFIED	TULARE
SFP - Modernization	57/64931-00-000	ROSEMEAD ELEMENTARY	LOS ANGELES
SFP - Modernization	57/75002-00-000	ROSS VALLEY	MARIN
SFP - Modernization	57/68478-00-000	SAN FRANCISCO UNIFIED	SAN FRANCISCO
SFP - Modernization	57/68478-00-044	SAN FRANCISCO UNIFIED	SAN FRANCISCO
SFP - Modernization	57/68841-00-000	TEMPLETON UNIFIED	SAN LUIS OBISPO
SFP - Modernization	57/75499-00-000	TRACY JOINT UNIFIED	SAN JOAQUIN
SFP - Modernization	57/72256-00-000	VISALIA UNIFIED	TULARE
SFP - Modernization	57/61796-00-000	WEST CONTRA COSTA UNIFIED	CONTRA COSTA
SFP - Modernization	57/76794-00-001	WOODLAKE UNIFIED	TULARE
SFP - New Construction	50/67587-00-015	ADELANTO ELEMENTARY	SAN BERNARDINO
SFP - New Construction	50/67587-00-014	ADELANTO ELEMENTARY	SAN BERNARDINO
SFP - New Construction	50/63321-00-000	BAKERSFIELD CITY ELEMENTARY	KERN
SFP - New Construction	50/10066-00-004	COLUSA COUNTY OFFICE OF EDUCATION	COLUSA
SFP - New Construction	50/67033-00-033	CORONA-NORCO UNIFIED	RIVERSIDE
SFP - New Construction	50/75093-00-009	DUBLIN UNIFIED	ALAMEDA
SFP - New Construction	50/62166-00-029	FRESNO UNIFIED	FRESNO
SFP - New Construction	50/68130-13-000	GROSSMONT UNION HIGH	SAN DIEGO
SFP - New Construction	50/71985-00-002	LIBERTY ELEMENTARY	TULARE
SFP - New Construction	50/68569-00-000	LINCOLN UNIFIED	SAN JOAQUIN
SFP - New Construction	51/63610-00-002	MAPLE ELEMENTARY	KERN
SFP - New Construction	50/68296-00-000	POWAY UNIFIED	SAN DIEGO
SFP - New Construction	50/69062-01-000	SEQUOIA UNION HIGH	SAN MATEO
SFP - New Construction	50/69062-01-004	SEQUOIA UNION HIGH	SAN MATEO
SFP - New Construction	50/10504-00-022	STANISLAUS COUNTY OFFICE OF EDUCATION	STANISLAUS
SFP - New Construction	50/10504-00-013	STANISLAUS COUNTY OFFICE OF EDUCATION	STANISLAUS
SFP - New Construction	50/68841-00-000	TEMPLETON UNIFIED	SAN LUIS OBISPO
SFP - New Construction	50/10587-00-000	YUBA COUNTY OFFICE OF EDUCATION	YUBA
Unused Sites	92/67207-00-000	PERRIS UNION HIGH	RIVERSIDE

EXECUTIVE OFFICER STATEMENT
State Allocation Board Meeting, September 26, 2018

UPCOMING BOND SALE

There will be a General Obligation Bond sale on October 17, 2018. Staff anticipates receiving bond proceeds for the School Facilities Program (SFP) from this sale and will prepare Priority Funding Apportionments, commensurate with the funds received, for presentation to the State Allocation Board at a future meeting.

APPLICATIONS RECEIVED BEYOND BOND AUTHORITY

As of September 12, 2018, the Office of Public School Construction (OPSC) has received requests for new construction projects that exceed the available bond authority, and any applications received on or after this date will be placed on the Applications Beyond Bond Authority List. SFP Regulations require that all new construction applications placed on this list must contain a school board resolution that includes several acknowledgments (per SFP Regulation Section 1859.95.1). If a district has multiple applications to submit, the district may include a complete list of all applications in a single board resolution. All future new construction applications received by OPSC will undergo an intake review to ensure that such required documents have been submitted with the application.

CAREER TECHNICAL EDUCATION FACILITIES PROGRAM

The California Department of Education (CDE) is currently accepting Career Technical Education Facilities Program (CTEFP) applications for the upcoming fifth funding cycle. As a reminder, applications are due to CDE on October 19, 2018, and applicants will be mailed a score letter by January 24, 2019. CTEFP funding applications are due to OPSC by close of business on February 15, 2019.

FULL-DAY KINDERGARTEN FACILITIES GRANT PROGRAM

In preparation for program implementation, OPSC has conducted two stakeholder meetings to outline analysis of the establishing statute and elicit feedback from stakeholders to ensure that the Full-Day Kindergarten Facilities Grant Program provides funding as intended by statute. The third and final stakeholder meeting is scheduled for October 4, 2018 and will be in Sacramento. The official announcement will be released via email and posted on OPSC's website.

K-12 LOCAL EDUCATIONAL AGENCY AUDITS WORKSHOPS

OPSC and the Education Audit Appeals Panel are conducting free workshops to provide information to Local Education Agencies and Certified Public Accounting firms regarding the K12 Audit Guide (Appendix B) for new performance audit procedures for the SFP that took effect on July 1, 2018. These workshops are free. However, seating is limited, and those interested in attending are advised to register in advance on OPSC's website for the following dates:

- October 17, 2018 – Santa Clara County Office of Education
- October 25, 2018 – Fresno County Office of Education
- January 7, 2019 – Los Angeles County Office of Education
- January 16, 2019 – Sacramento, CA
- January 29, 2019 – San Diego County Office of Education (East County)

MULTIPURPOSE ROOM/GYMNASIUM HYBRID USE OF GRANTS REQUESTS

The Office of Administrative Law has approved regulatory amendments for Use of Grants requests to fund construction projects consisting of Multipurpose Room/Gym Hybrid facilities. The new regulations will take effect on January 1, 2019.

NEXT STATE ALLOCATION BOARD MEETING

The next meeting is scheduled for October 24, 2018 at 2:00 pm.

State of California
State Allocation Board
School Facility Program

This Resolution of the State Allocation Board (hereafter referred to as the "Board") is applicable to the appropriate sections of the Education Code and is described and filed in the office of the Executive Officer and will be made available to all interested parties as the Resolution pertains to the documents attached hereto. Said documents were acted upon by the Board at its meeting on September 26, 2018.

WHEREAS, the Board has previously approved or determined to be approvable a number of projects for construction or modernization eligibility of facilities for school districts and is making apportionments and/or unfunded approvals for the grant amounts for projects that meet the Board's criteria for the apportionment of grants pursuant to Education Code Sections 17072.10, 17078.52, 17078.70, 17079 or 17074.10 or Board Regulations 1859.81.1 or 1859.83;

WHEREAS, Treasury Regulations Section 1.150-2 require the State (on whose behalf the Board is acting) to declare its reasonable intent to provide grant funding to school districts, in accordance with Board policy and law, for costs of the projects with proceeds of State bonds;

NOW THEREFORE, BE IT RESOLVED:

1. This Resolution is adopted by the Board for the purposes of establishing compliance with Treasury Regulations Section 1.150-2, and this Resolution does not bind the Board to make any additional apportionment, or bind the State to incur any indebtedness.
2. The Board anticipates that some or all of the school districts listed on the list of "Projects" referred to in this Resolution will pay certain capital expenditures in connection with some or all of the project costs prior to the issuance of bonds by the State to pay for the grants for the projects. The reimbursement of such costs is consistent with the State's budgetary and financial circumstances, and in accordance with Board policy, as no other funds or accounts of the State have been budgeted or are available to pay the costs of the projects on either a short-term or a long-term basis.
3. The Board, acting on behalf of the State, hereby declares that it is the State's official intent to use proceeds of general obligation bonds that may become available for such purpose, consistent with the requirements of law that are in effect at the time the funds are available, to provide grants in accordance with applicable laws and regulations.
4. This Resolution shall be continuously available for inspection by the general public during normal business hours at the offices of the Board at 707 3rd Street, West Sacramento, California, commencing within one week after the date of enactment of this Resolution.
5. Any eligibility determination does not constitute a commitment of future funding by the Board.

I, the undersigned, duly authorized as the Executive Officer of the State Allocation Board, do hereby certify the foregoing to be true and correct, and that this Resolution was adopted at a meeting of said Board on September 26, 2018 at Sacramento, California.



Lisa Silverman
Executive Officer
State Allocation Board

REPORT OF THE EXECUTIVE OFFICER
State Allocation Board Meeting, September 26, 2018

SCHOOL FACILITY PROGRAM

PURPOSE OF REPORT

To present the Districts' requests for School Facility Program (SFP) eligibility approval.

DESCRIPTION

The school districts shown in the following section have complied with State Allocation Board (Board) regulations regarding new construction or modernization eligibility determinations for the projects listed.

RECOMMENDATIONS

1. Approve the eligibility determinations for the districts/projects shown on the Attachment.
2. Provide that this approval of eligibility determination for the districts/projects listed does not constitute a commitment for future funding by the Board.
3. For purposes of any application for funding, provide that the district must comply with all requirements of law and regulations pertaining to the SFP.

ELIGIBILITY APPROVALS
MODERNIZATION

<u>District</u>	<u>School Name</u>	<u>County</u>	<u>Application Number</u>	<u>Justification Document</u>	<u>Date</u>	<u>Site Baseline Eligibility</u>			
						<u>K-6</u>	<u>7-8</u>	<u>9-12</u>	<u>Non Severe</u>
Moreno Valley Unified	Bear Valley Elementary	Riverside	67124-00-000	12/6/2013	658	0	0	0	15
Moreno Valley Unified	Box Springs Elementary	Riverside	67124-00-000	12/6/2013	75	0	0	0	0
Moreno Valley Unified	Cloverdale Elementary	Riverside	67124-00-000	12/6/2013	550	0	0	25	0
Moreno Valley Unified	Creekside Elementary	Riverside	67124-00-000	12/6/2013	625	0	0	13	0
Moreno Valley Unified	Honey Hollow Elementary	Riverside	67124-00-000	12/6/2013	607	0	0	13	0
Moreno Valley Unified	Serrano Elementary	Riverside	67124-00-000	12/6/2013	583	0	0	0	0
Moreno Valley Unified	Sugar Hill Elementary	Riverside	67124-00-000	12/6/2013	150	0	0	13	0
Moreno Valley Unified	Sunnymeadows	Riverside	67124-00-000	12/6/2013	625	0	0	13	0
Newport-Mesa Unified	Early College High	Orange	66597-00-000	2/9/2016	0	0	249	0	0

REPORT OF THE EXECUTIVE OFFICER
State Allocation Board Meeting, September 26, 2018

SCHOOL FACILITY PROGRAM

PURPOSE OF REPORT

To adjust the baseline eligibility for new construction and modernization projects under the Leroy F. Greene School Facilities Act of 1998.

DESCRIPTION

The districts listed on Attachment A have received eligibility approval for new construction. There has been a change in their baseline in accordance with the California Code of Regulations relating to the Leroy F. Greene School Facilities Act of 1998, Section 1859.51.

The districts listed on Attachment B have received eligibility approval for modernization. There has been a change in their baseline in accordance with the California Code of Regulations relating to the Leroy F. Greene School Facilities Act of 1998, Section 1859.61.

RECOMMENDATIONS

1. Approve an adjustment to the new construction eligibility baseline determination as shown on Attachment A.
2. Approve an adjustment to the modernization eligibility baseline determination as shown on Attachment B.
3. Provide that this approval of adjusted eligibility determination does not constitute a commitment for future funding by the State Allocation Board.

KEY TO ADJUSTMENTS:**NEW CONSTRUCTION ONLY:**

- (a) Reduced by the number of pupils provided grants in a new construction School Facility Program (SFP) project and by the number of pupils that received a Preliminary Apportionment pursuant to Section 1859.140 or a Preliminary Charter School Apportionment pursuant to Regulation Section 1859.162.2.
- (b) Reduced by the number of pupils housed, based on the loading standards pursuant to Ed. Code Section 17071.25(a)(2)(A), in a new construction LPP project funded under the provisions of the LPP pursuant to Regulation Section 1859.12 or 1859.13.
- (c) Reduced by the number of pupils housed in additional classrooms constructed or purchased based on the loading standards, pursuant to Ed. Code Section 17071.25(a)(2)(A), in a modernization SFP project.
- (d) Adjusted as a result of audit findings made pursuant to Regulation Sections 1859.90 and 1859.105.
- (e) Increased/decreased by changes in projected enrollment in subsequent enrollment reporting years, except as provided in (j) below.
- (f) Adjusted as a result of errors or omissions by the district or by the Office of Public School Construction (OPSC).
- (g) Adjusted as result of amendments to the SFP Regulations that affect the eligibility.
- (h) Increased by the number of pupils eligible for grants pursuant to Regulation Section 1859.82(a).
- (i) Reduced by the number of pupils housed in classrooms provided after the baseline eligibility was determined by the State Allocation Board, with 12 exceptions at Regulation Section 1859.51(i).
- (j) For Small School Districts, following a 3-year period after the district's eligibility was approved by the Board, decreased by any reduction in projected enrollment, and by any increase in pupils in the latest CDE operational grant report per Ed. Code Sec. 42268.
- (k) Adjusted for any changes in classroom inventory as a result of a reorganization election.
- (l) For classroom loading standards adopted by the Board for non-severely and severely disabled individuals with exceptional needs.
- (m) As directed by the SAB due to finding a Material Inaccuracy pursuant to Section 1859.104.1.
- (n) Increased by the number of pupils that received a Preliminary Apportionment that was rescinded pursuant to Section 1859.148 or a Preliminary Charter School Apportionment that was rescinded pursuant to Section 1859.166.
- (o) Adjusted for operational grant changes as determined/provided by the California Department of Education.
- (p) For High School Attendance Area (HSAA) districts with Preliminary Apportionments within the 2002 or 2004 Critically Overcrowded School Facilities Account, adjusted in accordance with Regulation Section 1859.51(p)(1), (2), or (3).
- (q) Adjusted by the difference between the Alternative Enrollment Projection for the current enrollment reporting year and the projected enrollment determined pursuant to Section 1859.42 for the current enrollment reporting year, or by the eligibility remaining from this calculation that can no longer be utilized if the funds made available pursuant to EC Section 17071.75(a)(1)(A) have been exhausted.
- (r) Adjusted per Ed. Code Sec. 17071.75(b)(2) by the number of pupils housed, based on the loading standards per Ed. Code Sec. 17071.25(a)(2)(A), in any classroom(s) where title was relinquished to the School District receiving the transferred classrooms.

MODERNIZATION ONLY:

- (a) Reduced by the number of pupils provided grants in a modernization SFP project or CSFP Rehabilitation project at the specific site.
- (b) Reduced by the number of pupils housed, based on the loading standard pursuant to EC Section 17071.25(a)(2), in a modernization LPP project funded under the LPP pursuant to Regulation Section 1859.14 and 1859.15.
- (c) Increased by changes in projected enrollment in subsequent enrollment reporting years.
- (d) (1) Increased for additional facilities not previously modernized with State funds, that become 25 years old, if permanent, or 20 years old, if portable or, (2) as a result of audit findings made pursuant to Regulation Sections 1859.90 and 1859.105.
- (e) Adjusted as a result of errors or omissions by the district or by the OPSC.
- (f) Adjusted as result of amendments to the Subgroup 5.5 Regulations that affect the eligibility.
- (g) For classroom loading standards adopted by the Board for non-severely and severely disabled individuals with exceptional needs.
- (h) As directed by the SAB due to finding a Material Inaccuracy pursuant to Regulation Section 1859.104.1.
- (i) Increased for facilities previously modernized with State funds, which qualify for an additional modernization apportionment pursuant to Regulation Section 1859.78.8.
- (j) Adjusted as a result of the Reconfiguration of an existing high school under the Small High School Program.
- (k) Decreased for facilities that were deemed eligible for modernization pursuant to Regulation Sections 1859.60 and 1859.61(d) and subsequently replaced, or will be replaced under a signed contract for construction or acquisition of facilities, in a project funded by the district without participation from the State.
- (l) Adjusted as a result of replaced eligible portables funded with the Overcrowding Relief Grant, per Ed. Code Section 17079 et seq.
- (m) Adjusted as a result of classrooms demolished and replaced pursuant to Regulation Section 1859.82.

State Allocation Board Meeting, September 26, 2018

ATTACHMENT A

District	Attendance Area	County	App. Number 50	Type of Adj.	K-6	7-8	9-12	Non- Severe	Severe
Alpaugh Unified	Districtwide	Tulare	71803-00-000						
Current Baseline Eligibility					314	135	48	0	0
Adjustment Per This Item				i	-25	0	0	0	0
Adjustment Per This Item				i	0	0	-216	0	0
Net Baseline Eligibility					<u>289</u>	<u>135</u>	<u>-168</u>	<u>0</u>	<u>0</u>
Chico Unified	Districtwide	Butte	61424-00-000						
Current Baseline Eligibility					1774	-41	-264	90	218
Adjustment Per This Item				f	-1234	-151	-270	16	-40
Net Baseline Eligibility					<u>540</u>	<u>-192</u>	<u>-534</u>	<u>106</u>	<u>178</u>
Firebaugh-Las Deltas Unified	Districtwide	Fresno	73809-00-000						
Current Baseline Eligibility					989	80	59	23	-3
Adjustment Per This Item				e	-309	-79	-205	15	1
Adjustment Per This Item				f	-436	-57	0	-8	0
Adjustment Per This Item				d	0	57	0	0	0
Net Baseline Eligibility					<u>244</u>	<u>1</u>	<u>-146</u>	<u>30</u>	<u>-2</u>
Kings Canyon Joint Unified	Districtwide	Fresno	62265-00-000						
Current Baseline Eligibility					573	-131	265	12	-11
Adjustment Per This Item				e	-225	-38	1	11	-5
Net Baseline Eligibility					<u>348</u>	<u>-169</u>	<u>266</u>	<u>23</u>	<u>-16</u>
Wheatland Union High	Districtwide	Yuba	72769-00-000						
Current Baseline Eligibility					0	0	-354	6	-9
Adjustment Per This Item				d	0	0	55	0	0
Net Baseline Eligibility					<u>0</u>	<u>0</u>	<u>-299</u>	<u>6</u>	<u>-9</u>

State Allocation Board Meeting, September 26, 2018

ATTACHMENT B

District	School Name	County	App. Number 57	Type of Adj.	K-6	7-8	9-12	Non- Severe	Severe
Biggs Unified	Biggs Elementary	Butte	61408-00-000		75	0	0	0	0
	Current Baseline Eligibility								
	Adjustment Per This Item			d1	-36	0	0	36	2
	Adjustment Per This Item			d1	49	0	0	6	0
	Adjustment Per This Item			c	34	0	0	3	1
	Net Baseline Eligibility				<u>122</u>	<u>0</u>	<u>0</u>	<u>45</u>	<u>3</u>
Moreno Valley Unified	Cloverdale Elementary	Riverside	67124-00-000		550	0	0	25	0
	Current Baseline Eligibility								
	Adjustment Per This Item			c	9	0	0	0	0
	Net Baseline Eligibility				<u>559</u>	<u>0</u>	<u>0</u>	<u>25</u>	<u>0</u>
Moreno Valley Unified	Serrano Elementary	Riverside	67124-00-000		583	0	0	0	0
	Current Baseline Eligibility								
	Adjustment Per This Item			c	19	0	0	0	0
	Net Baseline Eligibility				<u>602</u>	<u>0</u>	<u>0</u>	<u>0</u>	<u>0</u>
Newport-Mesa Unified	Corona Del Mar High	Orange	66597-00-000		0	0	0	-20	0
	Current Baseline Eligibility								
	Adjustment Per This Item			c	0	-21	54	-4	0
	Adjustment Per This Item			c	0	35	55	-7	-8
	Net Baseline Eligibility				<u>0</u>	<u>14</u>	<u>109</u>	<u>-31</u>	<u>-8</u>
Newport-Mesa Unified	Early College High	Orange	66597-00-000		0	0	0	249	0
	Current Baseline Eligibility								
	Adjustment Per This Item			c	0	0	0	11	0
	Net Baseline Eligibility				<u>0</u>	<u>0</u>	<u>0</u>	<u>260</u>	<u>0</u>
Newport-Mesa Unified	Paularino Elementary	Orange	66597-00-000		-200	0	0	13	-4
	Current Baseline Eligibility								
	Adjustment Per This Item			c	131	0	0	-38	20
	Net Baseline Eligibility				<u>-69</u>	<u>0</u>	<u>0</u>	<u>-25</u>	<u>16</u>
Rosemead Elementary	Shuey (Emma W.) Elementary	Los Angeles	64931-00-000		-52	0	0	4	0
	Current Baseline Eligibility								
	Adjustment Per This Item			e	52	0	0	-4	0

State Allocation Board Meeting, September 26, 2018

ATTACHMENT B

District	School Name	County	App. Number 57	Type of Adj.	K-6	7-8	9-12	Non- Severe	Severe
Net Baseline Eligibility					0	0	0	0	0
Sacramento City Unified	St. Hope Public School 7	Sacramento	67439-00-000						
	Current Baseline Eligibility				368	119	0	0	0
	Adjustment Per This Item			a	-368	-119	0	0	0
Net Baseline Eligibility					0	0	0	0	0
San Francisco Unified	Longfellow Elementary	San Francisco	68478-00-000						
	Current Baseline Eligibility				452	0	0	46	0
	Adjustment Per This Item			c	28	0	0	-9	6
Net Baseline Eligibility					480	0	0	37	6
San Francisco Unified	McKinley Elementary	San Francisco	68478-00-000						
	Current Baseline Eligibility				202	0	0	29	30
	Adjustment Per This Item			c	130	0	0	-8	-29
Net Baseline Eligibility					332	0	0	21	1
Santa Barbara Unified	Washington Elementary	Santa Barbara	76786-00-000						
	Current Baseline Eligibility				124	0	0	13	0
	Adjustment Per This Item			c	0	0	0	-6	0
	Adjustment Per This Item			d1	25	0	0	0	0
	Adjustment Per This Item			d1	363	0	0	0	0
Net Baseline Eligibility					512	0	0	7	0
Simi Valley Unified	White Oak Elementary	Ventura	72603-00-000						
	Current Baseline Eligibility				575	0	0	0	0
	Adjustment Per This Item			d1	50	0	0	0	0
Net Baseline Eligibility					625	0	0	0	0
Solano County Office of Education	Golden West Intermediate	Solano	10488-00-000						
	Current Baseline Eligibility				0	0	0	0	0
	Adjustment Per This Item			c	0	0	0	0	1
Net Baseline Eligibility					0	0	0	0	1

REPORT OF THE EXECUTIVE OFFICER
State Allocation Board Meeting, September 26, 2018

SCHOOL FACILITY PROGRAM UNFUNDED APPROVALS
(Lack of AB 55 Loans)

PURPOSE OF REPORT

To present to the State Allocation Board (Board) a list of School Facility Program (SFP) applications for unfunded approval.

DESCRIPTION

At the January 2018 Board meeting, the Board elected to provide an increase adjustment of 4.17 percent to SFP projects for calendar year 2018. The projects listed on the Attachment reflect the Board's action of the adoption of the 4.17 percent increase based on the RS Means Construction Cost Index. In addition, the project applications represent SFP New Construction, Modernization, Charter School and Overcrowding Relief Grant projects in date order of a complete application being received by the Office of Public School Construction (OPSC).

AUTHORITY

SFP Regulation Section 1859.2 defines an Unfunded List (Lack of AB 55 Loans) as an information list of unfunded projects that was created due to the State's inability to provide interim financing from the Pooled Money Investment Account (AB 55 loans) to fund school construction projects as declared in the Department of Finance Budget Letter #33 issued on December 18, 2008.

SFP Regulation Section 1859.95 states:

"When the Board has no funds to apportion ..., the Board will also accept and process applications for apportionment for purposes of developing an Unfunded List based on the date the application is ready for Apportionment, with the exception of New Construction funding applications that utilize eligibility generated by the Alternative Enrollment Projection.

An application for funding included on an Unfunded List is eligible for reimbursement subject to adjustments in the New Construction Grants amount pursuant to Section 1859.77."

BACKGROUND

At the March 11, 2009 SAB meeting, the Board requested that Staff continue to process applications to the Board for unfunded approval, up to the bonding authority. The Attachment reflects applications being presented for unfunded approval, including SFP modernization and new construction projects in date order of a complete application being received by the OPSC. The list also includes health and safety facility hardship applications for funding that have been processed and are ready for approval regardless of received date. The unfunded approval of the applications as reflected on the Attachment does not constitute a guarantee of future funding.

RECOMMENDATIONS

1. Approve the SFP applications as presented on the Attachment.
2. Provide that these unfunded approvals do not constitute a guarantee of future funding.

ATTACHMENT
 UNFUNDED APPROVALS
 (Lack of AB 55 Loans)
 State Allocation Board Meeting, September 26, 2018

County	District	School Site	Application Number	Received Date	Grant Amount
SOLANO	SOLANO COUNTY OFFICE OF EDUCATION	GOLDEN HILLS HIGH	57/10488-00-022	4/28/2014	\$59,364.00
FRESNO	MENDOTA UNIFIED	WASHINGTON ELEMENTARY	57/75127-00-005	6/13/2014	\$2,046,511.00
FRESNO	MENDOTA UNIFIED	MCCABE ELEMENTARY	57/75127-00-006	6/13/2014	\$1,368,721.00
SAN FRANCISCO	SAN FRANCISCO UNIFIED	GEORGE PEADBODY ELEMENTARY	57/68478-00-045	6/17/2014	\$1,725,865.00
SAN FRANCISCO	SAN FRANCISCO UNIFIED	SUNNYSIDE ELEMENTARY	57/68578-00-046	6/19/2014	\$2,836,882.00
TULARE	PORTERVILLE UNIFIED	LOS ROBLES	57/75523-00-013	6/23/2014	\$2,110,130.00
FRESNO	KINGS CANYON JOINT UNIFIED	ORANGE COVE HIGH	50/62265-00-008	6/25/2014	\$478,661.00
SAN DIEGO	POWAY UNIFIED	DESIGN 39 CAMPUS	50/68296-00-021	7/3/2014	\$27,672,923.00
FRESNO	KINGS CANYON JOINT UNIFIED	ORANGE COVE HIGH	50/62265-00-009	7/9/2014	\$1,483,672.00

New Construction: \$29,635,256.00
 Modernization: \$10,147,473.00
 Total: \$39,782,729.00

SCHOOL DISTRICT DATA

Application No: 57/10488-00-022 School District: Solano County Office Of Education	County: Solano School Name: Golden Hills High
---	--

PROJECT DATA

Type of Project: High School Pupils Assigned Under 50 Yrs: K-6: 7-8: 9-12: 73 Non-Severe: Severe:	Application Filing Basis: Site Specific Financial Hardship Requested: Yes Alternative Education School: Yes Recommended Acres: 2.2 Existing Acres: 6.04
--	--

ADJUSTED GRANT DATA

Modernization Grant - Under 50 Yrs	\$ 445,227.00
Project Assistance	3,772.00
Fire Detection Alarm	10,439.00
Small Size Project	53,427.00
Accessibility/Fire Code Req.	<u>13,357.00</u>
Total State Share (60%)	526,222.00
District Share (40%)	<u>350,815.00</u>
Total Project Cost	<u><u>\$ 877,037.00</u></u>

PROJECT FINANCING

State Share	
This Project	\$ 526,222.00
District Share	
Cash Contribution	
Financial Hardship	<u>350,815.00</u>
Total Project Cost	<u><u>\$ 877,037.00</u></u>

HISTORY OF PROJECT COST AND APPORTIONMENT

	Fund Code	Proposition	Previously Authorized	Authorized This Action	Unfunded Approval This Action
State Share					
Modernization/Additional Grant	057-570	1D	\$ 52,604.00		
Modernization/Additional Grant	951-570	51	438,000.00	\$ 35,618.00	\$ 35,618.00
District Share					
Cash Contribution					
Financial Hardship	057-570	1D	35,069.00		
Financial Hardship	951-570	51	<u>292,000.00</u>	<u>23,746.00</u>	<u>23,746.00</u>
Total			<u><u>\$ 817,673.00</u></u>	<u><u>\$ 59,364.00</u></u>	<u><u>\$ 59,364.00</u></u>

Funding Sources: Proposition 1D Bonds/2006-Nov.; Proposition 51 Bonds/2016-Nov.

Pursuant to the Board's action on March 11, 2009, this application has been approved and placed on the Unfunded List (Lack of AB 55 Loans). This approval does not constitute a guarantee or commitment of future State funding.

Amounts shown for financial hardship assistance are subject to adjustment as a result of a review of the District's financial records pursuant to Regulation Section 1859.81(a) at the time of apportionment.

The District shall ensure that it is in compliance with all applicable laws, regulations and certifications it made on the program forms.

The District is responsible for ensuring that the project is compliant with Prevailing Wage Monitoring and/or Labor Compliance Program requirements at the time construction contracts are executed and/or construction commenced.

Based on the Board's action on June 5, 2017, this project is subject to the Grant Agreement submit pursuant to School Facility Program Regulation Section 1859.90.4.

The District qualifies for financial hardship pursuant to SFP Regulation Section 1859.81(c)(3). The District qualifies as a County Superintendent of Schools and has demonstrated it is financially unable to provide all or a part of the matching funds.

Errors and Omissions: This project is being amended to correct the funding for Small Size project, pursuant to SFP Regulation Section 1859.83(b)(1).

SCHOOL DISTRICT DATA

Application No: 57/75127-00-005 County: Fresno
 School District: Mendota Unified School Name: Washington Elementary

PROJECT DATA

Type of Project: Elementary School Application Filing Basis: Site Specific
 Pupils Assigned Under 50 Yrs: K-6: 431
 7-8:
 9-12:
 Non-Severe: 3
 Severe:
 Financial Hardship Requested: No Recommended Acres: 10.2
 Alternative Education School: No Existing Acres: 7.19

ADJUSTED GRANT DATA

Modernization Grant - Under 50 Yrs	\$ 1,926,297.00
Fire Detection Alarm	62,425.00
Accessibility/Fire Code Req.	57,789.00
Total State Share (60%)	2,046,511.00
District Share (40%)	1,364,341.00
Total Project Cost	\$ 3,410,852.00

PROJECT FINANCING

<u>State Share</u>	
This Project	\$ 2,046,511.00
<u>District Share</u>	
Cash Contribution	1,364,341.00
Financial Hardship	
Total Project Cost	\$ 3,410,852.00

HISTORY OF PROJECT COST AND APPORTIONMENT

	Fund Code	Proposition	Previously Authorized	Authorized This Action	Unfunded Approval This Action
<u>State Share</u>					
Modernization/Additional Grant	951-570	51	\$	\$ 2,046,511.00	\$ 2,046,511.00
<u>District Share</u>					
Cash Contribution				1,364,341.00	
Total			\$	\$ 3,410,852.00	\$ 2,046,511.00

Funding Source: Proposition 51 Bonds/2016-Nov.

Pursuant to the Board's action on March 11, 2009, this application has been approved and placed on the Unfunded List (Lack of AB 55 Loans). This approval does not constitute a guarantee or commitment of future State funding.

The District shall ensure that it is in compliance with all applicable laws, regulations and certifications it made on the program forms.

Pursuant to Education Code Section 17070.50, valid Division of the State Architect and/or California Department of Education approval(s) must be obtained for the project prior to receiving an Apportionment. Otherwise, the project will receive an occurrence of non-participation pursuant to School Facility Program Regulation Section 1859.90.3.

Based on the Board's action on June 5, 2017, this project is subject to the Grant Agreement submittal pursuant to School Facility Program Regulation Section 1859.90.4.

The District is responsible for ensuring that the project is compliant with Prevailing Wage Monitoring and/or Labor Compliance Program requirements at the time construction contracts are executed and/or construction commenced.

SCHOOL DISTRICT DATA

Application No: 57/75127-00-006	County: Fresno
School District: Mendota Unified	School Name: McCabe Elementary

PROJECT DATA

Type of Project: Elementary School	Application Filing Basis: Site Specific
Pupils Assigned Under 50 Yrs: K-6: 33	Pupils Assigned Over 50 Yrs: K-6: 101
7-8:	7-8:
9-12:	9-12:
Non-Severe: 3	Non-Severe: 10
Severe:	Severe:
Financial Hardship Requested: No	Recommended Acres: 15
Alternative Education School: No	Existing Acres: 24.63

ADJUSTED GRANT DATA

Modernization Grant - Under 50 Yrs	\$ 173,505.00
Modernization Grant - Over 50 Yrs	748,429.00
Fire Detection Alarm	22,594.00
Small Size Project	36,877.00
Accessibility/Fire Code Req.	387,316.00
Total State Share (60%)	1,368,721.00
District Share (40%)	912,481.00
Total Project Cost	\$ 2,281,202.00

PROJECT FINANCING

<u>State Share</u>	
This Project	\$ 1,368,721.00
<u>District Share</u>	
Cash Contribution	912,481.00
Financial Hardship	
Total Project Cost	\$ 2,281,202.00

HISTORY OF PROJECT COST AND APPORTIONMENT

	Fund Code	Proposition	Previously Authorized	Authorized This Action	Unfunded Approval This Action
<u>State Share</u>					
Modernization/Additional Grant	951-570	51	\$	\$ 1,368,721.00	\$ 1,368,721.00
<u>District Share</u>					
Cash Contribution				912,481.00	
Total			\$	\$ 2,281,202.00	\$ 1,368,721.00

Funding Source: Proposition 51 Bonds/2016-Nov.

Pursuant to the Board's action on March 11, 2009, this application has been approved and placed on the Unfunded List (Lack of AB 55 Loans). This approval does not constitute a guarantee or commitment of future State funding.

The District shall ensure that it is in compliance with all applicable laws, regulations and certifications it made on the program forms.

Pursuant to Education Code Section 17070.50, valid Division of the State Architect and/or California Department of Education approval(s) must be obtained for the project prior to receiving an Apportionment. Otherwise, the project will receive an occurrence of non-participation pursuant to School Facility Program Regulation Section 1859.90.3.

Based on the Board's action on June 5, 2017, this project is subject to the Grant Agreement submittal pursuant to School Facility Program Regulation Section 1859.90.4.

The District is responsible for ensuring that the project is compliant with Prevailing Wage Monitoring and/or Labor Compliance Program requirements at the time construction contracts are executed and/or construction commenced.

SCHOOL DISTRICT DATA

Application No: 57/68478-00-045 School District: San Francisco Unified	County: San Francisco School Name: George Peabody Elementary
---	---

PROJECT DATA

Type of Project: Elementary School Pupils Assigned Under 50 Yrs: K-6: 225 7-8: 9-12: Non-Severe: 28 Severe:	Application Filing Basis: Site Specific Financial Hardship Requested: No Alternative Education School: No Recommended Acres: 5.4 Existing Acres: 0.6
--	---

ADJUSTED GRANT DATA

Modernization Grant - Under 50 Yrs	\$ 1,253,848.00
Fire Detection Alarm	39,567.00
Prevailing Wage Monitoring	2,585.00
Urban/Security/Impacted Site	392,250.00
Accessibility/Fire Code Req.	<u>37,615.00</u>
Total State Share (60%)	1,725,865.00
District Share (40%)	<u>1,150,577.00</u>
Total Project Cost	\$ <u>2,876,442.00</u>

PROJECT FINANCING

State Share	
This Project	\$ 1,725,865.00
District Share	
Cash Contribution	1,150,577.00
Financial Hardship	
Total Project Cost	\$ <u>2,876,442.00</u>

HISTORY OF PROJECT COST AND APPORTIONMENT

	Fund Code	Proposition	Previously Authorized	Authorized This Action	Unfunded Approval This Action
State Share					
Modernization/Additional Grant	951-570	51	\$	\$ 1,725,865.00	\$ 1,725,865.00
District Share					
Cash Contribution				<u>1,150,577.00</u>	
Total			\$	\$ <u>2,876,442.00</u>	\$ <u>1,725,865.00</u>

Funding Source: Proposition 51 Bonds/2016-Nov.

Pursuant to the Board's action on March 11, 2009, this application has been approved and placed on the Unfunded List (Lack of AB 55 Loans). This approval does not constitute a guarantee or commitment of future State funding.

The District shall ensure that it is in compliance with all applicable laws, regulations and certifications it made on the program forms.

Based on the Board's action on June 5, 2017, this project is subject to the Grant Agreement submittal pursuant to School Facility Program Regulation Section 1859.90.4.

The District is responsible for ensuring that the project is compliant with Prevailing Wage Monitoring and/or Labor Compliance Program requirements at the time construction contracts are executed and/or construction commenced.

SCHOOL DISTRICT DATA

Application No: 57/68478-00-046 School District: San Francisco Unified	County: San Francisco School Name: Sunnyside Elementary
---	--

PROJECT DATA

Type of Project: Elementary School Pupils Assigned Under 50 Yrs: K-6: 97 7-8: 9-12: Non-Severe: 6 Severe: 4 Financial Hardship Requested: No Alternative Education School: No	Application Filing Basis: Site Specific Pupils Assigned Over 50 Yrs: K-6: 210 7-8: 9-12: Non-Severe: 11 Severe: 8 Recommended Acres: 6.9 Existing Acres: 1.48
--	--

ADJUSTED GRANT DATA

Modernization Grant - Under 50 Yrs	\$ 539,682.00
Modernization Grant - Over 50 Yrs	1,584,457.00
Fire Detection Alarm	53,117.00
Prevailing Wage Monitoring	4,249.00
Urban/Security/Impacted Site	591,653.00
Accessibility/Fire Code Req.	63,724.00
Total State Share (60%)	2,836,882.00
District Share (40%)	1,891,255.00
Total Project Cost	\$ 4,728,137.00

PROJECT FINANCING

State Share	
This Project	\$ 2,836,882.00
District Share	
Cash Contribution	1,891,255.00
Financial Hardship	
Total Project Cost	\$ 4,728,137.00

HISTORY OF PROJECT COST AND APPORTIONMENT

	Fund Code	Proposition	Previously Authorized	Authorized This Action	Unfunded Approval This Action
State Share					
Modernization/Additional Grant	951-570	51	\$	\$ 2,836,882.00	\$ 2,836,882.00
District Share					
Cash Contribution				1,891,255.00	
Total			\$	\$ 4,728,137.00	\$ 2,836,882.00

Funding Source: Proposition 51 Bonds/2016-Nov.

Pursuant to the Board's action on March 11, 2009, this application has been approved and placed on the Unfunded List (Lack of AB 55 Loans). This approval does not constitute a guarantee or commitment of future State funding.

The District shall ensure that it is in compliance with all applicable laws, regulations and certifications it made on the program forms.

Based on the Board's action on June 5, 2017, this project is subject to the Grant Agreement submittal pursuant to School Facility Program Regulation Section 1859.90.4.

The District is responsible for ensuring that the project is compliant with Prevailing Wage Monitoring and/or Labor Compliance Program requirements at the time construction contracts are executed and/or construction commenced.

SCHOOL DISTRICT DATA

Application No: 57/75523-00-013 County: Tulare
 School District: Porterville Unified School Name: Los Robles

PROJECT DATA

Type of Project: Elementary School Application Filing Basis: Site Specific
 Pupils Assigned Under 50 Yrs: K-6: 400
 7-8:
 9-12:
 Non-Severe: 24
 Severe:
 Financial Hardship Requested: No Recommended Acres: 9.8
 Alternative Education School: No Existing Acres: 12.2

ADJUSTED GRANT DATA

Modernization Grant - Under 50 Yrs	\$ 1,986,984.00
Fire Detection Alarm	63,536.00
Accessibility/Fire Code Req.	59,610.00
Total State Share (60%)	2,110,130.00
District Share (40%)	1,406,753.00
Total Project Cost	<u>\$ 3,516,883.00</u>

PROJECT FINANCING

<u>State Share</u>	
This Project	\$ 2,110,130.00
<u>District Share</u>	
Cash Contribution	1,406,753.00
Financial Hardship	
Total Project Cost	<u>\$ 3,516,883.00</u>

HISTORY OF PROJECT COST AND APPORTIONMENT

	Fund Code	Proposition	Previously Authorized	Authorized This Action	Unfunded Approval This Action
<u>State Share</u>					
Modernization/Additional Grant	951-570	51	\$	\$ 2,110,130.00	\$ 2,110,130.00
<u>District Share</u>					
Cash Contribution				1,406,753.00	
Total			\$	<u>\$ 3,516,883.00</u>	<u>\$ 2,110,130.00</u>

Funding Source: Proposition 51 Bonds/2016-Nov.

Pursuant to the Board's action on March 11, 2009, this application has been approved and placed on the Unfunded List (Lack of AB 55 Loans). This approval does not constitute a guarantee or commitment of future State funding.

The District shall ensure that it is in compliance with all applicable laws, regulations and certifications it made on the program forms.

The District is responsible for ensuring that the project is compliant with Prevailing Wage Monitoring and/or Labor Compliance Program requirements at the time construction contracts are executed and/or construction commenced.

Based on the Board's action on June 5, 2017, this project is subject to the Grant Agreement submittal pursuant to School Facility Program Regulation Section 1859.90.4.

SCHOOL DISTRICT DATA

Application No: 50/62265-00-008
School District: Kings Canyon Joint Unified

County: Fresno
School Name: Orange Cove High

PROJECT DATA

Type of Project: High School
K-6:
7-8:
9-12: 27
Non-Severe:
Severe:
Application Filing Basis: District Wide
Number of Classrooms: 1
Master Acres: 40.7
Existing Acres: 53.24
Proposed Acres:
Recommended Acres: 29.1
Facility Hardship (a): No
Financial Hardship Requested: No
Alternative Education School: No
Addition to Existing Site: Yes

ADJUSTED GRANT DATA

New Construction Grant	\$	420,309.00
Fire Detection Alarm		837.00
Sprinkler System		6,480.00
Prevailing Wage Monitoring		598.00
Small Size Project		50,437.00
Total State Share (50%)		478,661.00
District Share (50%)		478,661.00
Total Project Cost	\$	957,322.00

PROJECT FINANCING

State Share
This Project \$ 478,661.00
District Share
Cash Contribution 478,661.00
Financial Hardship
Total Project Cost \$ 957,322.00

HISTORY OF PROJECT COST AND APPORTIONMENT

	Fund Code	Proposition	Previously Authorized	Authorized This Action	Unfunded Approval This Action
State Share					
New Construction/Add. Grant	951-500	51	\$	\$ 478,661.00	\$ 478,661.00
District Share					
Cash Contribution				478,661.00	
Total			\$	957,322.00	\$ 478,661.00

Funding Source: Proposition 51 Bonds/2016-Nov.

Pursuant to the Board's action on March 11, 2009, this application has been approved and placed on the Unfunded List (Lack of AB 55 Loans). This approval does not constitute a guarantee or commitment of future State funding.

The District shall ensure that it is in compliance with all applicable laws, regulations and certifications it made on the program forms.

Based on the Board's action on June 5, 2017, this project is subject to the Grant Agreement submittal pursuant to School Facility Program Regulation Section 1859.90.4.

The District is responsible for ensuring that the project is compliant with Prevailing Wage Monitoring and/or Labor Compliance Program requirements at the time construction contracts are executed and/or construction commenced.

SCHOOL DISTRICT DATA

Application No: 50/68296-00-021	County: San Diego
School District: Poway Unified	School Name: Design 39 Campus

PROJECT DATA

Type of Project:	Elementary School
K-6:	1142
7-8:	252
9-12:	
Non-Severe:	
Severe:	9
Application Filing Basis:	District Wide
Number of Classrooms:	55
Master Acres:	26.8
Existing Acres:	
Proposed Acres:	18.79
Recommended Acres:	24.5
Facility Hardship (a):	No
Financial Hardship Requested:	No
Alternative Education School:	No
Addition to Existing Site:	No
Core Facilities:	Multi-Purpose/Kitchen, Gymnasium, Administration, Toilet

ADJUSTED GRANT DATA

New Construction Grant	\$	16,585,009.00
Fire Detection Alarm		21,298.00
Sprinkler System		285,025.00
Prevailing Wage Monitoring		34,548.00
SDC Therapy Toilet	121 Sq. Ft.	41,140.00
SDC Therapy Other	268 Sq. Ft.	50,920.00
Multi-Level Constr.	51Crs.	1,863,959.00
Site Acquisition		5,724,798.00
Service Site		1,312,947.00
Off-Site		237,868.00
Utilities		30,811.00
General Site Development		1,484,600.00
Total State Share (50%)		27,672,923.00
District Share (50%)		27,672,923.00
Total Project Cost	\$	55,345,846.00

PROJECT FINANCING

<u>State Share</u>	
This Project	\$ 27,672,923.00
<u>District Share</u>	
Cash Contribution	27,672,923.00
Financial Hardship	
Total Project Cost	\$ 55,345,846.00

HISTORY OF PROJECT COST AND APPORTIONMENT

	Fund Code	Proposition	Previously Authorized	Authorized This Action	Unfunded Approval This Action
<u>State Share</u>					
New Construction/Add. Grant	951-500	51	\$	\$ 27,672,923.00	\$ 27,672,923.00
<u>District Share</u>					
Cash Contribution				27,672,923.00	
Total			\$	\$ 55,345,846.00	\$ 27,672,923.00

Funding Source: Proposition 51 Bonds/2016-Nov.

Pursuant to the Board's action on March 11, 2009, This application has been approved and placed on the Unfunded List (Lack of AB 55 Loans). This approval does not constitute a guarantee or commitment of future State funding.

The District shall ensure that it is in compliance with all applicable laws, regulations and certifications it made on the program forms.

This project is a Use of Grants under Regulation Section 1859.77.3(b).

The District is responsible for ensuring that the project is compliant with Prevailing Wage Monitoring and/or Labor Compliance Program requirements at the time construction contracts are executed and/or construction commenced.

Based on the Board's action on June 5, 2017, this project is subject to the Grant Agreement submittal pursuant to School Facility Program Regulation Section 1859.90.4.

SCHOOL DISTRICT DATA

Application No: 50/62265-00-009
 School District: Kings Canyon Joint Unified

County: Fresno
 School Name: Orange Cove High

PROJECT DATA

Type of Project: High School
 K-6:
 7-8:
 9-12: 54
 Non-Severe:
 Severe:
 Application Filing Basis: District Wide
 Number of Classrooms: 2
 Master Acres: 40.7
 Existing Acres: 53.24
 Proposed Acres:
 Recommended Acres: 29.1
 Facility Hardship (a): No
 Financial Hardship Requested: No
 Alternative Education School: No
 Addition to Existing Site: Yes

ADJUSTED GRANT DATA

New Construction Grant	\$	840,618.00
Fire Detection Alarm		1,674.00
Sprinkler System		12,960.00
Prevailing Wage Monitoring		1,852.00
Service Site		482,496.00
Utilities		43,198.00
Small Size Project		100,874.00
Total State Share (50%)		1,483,672.00
District Share (50%)		1,483,672.00
Total Project Cost	\$	<u>2,967,344.00</u>

PROJECT FINANCING

State Share
 This Project \$ 1,483,672.00
District Share
 Cash Contribution 1,483,672.00
 Financial Hardship
 Total Project Cost \$ 2,967,344.00

HISTORY OF PROJECT COST AND APPORTIONMENT

	Fund Code	Proposition	Previously Authorized	Authorized This Action	Unfunded Approval This Action
<u>State Share</u>					
New Construction/Add. Grant	951-500	51	\$	\$ 1,483,672.00	\$ 1,483,672.00
<u>District Share</u>					
Cash Contribution				1,483,672.00	
Total			\$	<u>2,967,344.00</u>	<u>1,483,672.00</u>

Funding Source: Proposition 51 Bonds/2016-Nov.

Pursuant to the Board's action on March 11, 2009, this application has been approved and placed on the Unfunded List (Lack of AB 55 Loans). This approval does not constitute a guarantee or commitment of future State funding.

The District shall ensure that it is in compliance with all applicable laws, regulations and certifications it made on the program forms.

Based on the Board's action on June 5, 2017, this project is subject to the Grant Agreement submittal pursuant to School Facility Program Regulation Section 1859.90.4.

The District is responsible for ensuring that the project is compliant with Prevailing Wage Monitoring and/or Labor Compliance Program requirements at the time construction contracts are executed and/or construction commenced.

SAB Meeting: September 26, 2018

New Construction - Amended Adjusted Grant Approval

SCHOOL DISTRICT DATA

Application No: 50/67033-00-036
School District: Corona-Norco Unified

County: Riverside
School Name: Home Gardens Elementary

PROJECT DATA

Type of Project: Middle School
K-6:
7-8: 54
9-12:
Non-Severe:
Severe:
Application Filing Basis: District Wide
Number of Classrooms: 2
Master Acres: 20.8
Existing Acres: 7.38
Proposed Acres:
Recommended Acres: 14.5
Facility Hardship (a): No
Financial Hardship Requested: No
Alternative Education School: No
Addition to Existing Site: Yes

ADJUSTED GRANT DATA

New Construction Grant \$ 556,848.00
Fire Detection Alarm 918.00
Service Site 38,509.00
Utilities 20,078.00
Small Size Project 66,822.00
Labor Compliance 10,931.00
Total State Share (50%) 694,106.00
District Share (50%) 694,106.00
Total Project Cost \$ 1,388,212.00

PROJECT FINANCING

State Share
This Project \$ 694,106.00
District Share
Cash Contribution 694,106.00
Financial Hardship
Total Project Cost \$ 1,388,212.00

HISTORY OF PROJECT COST AND APPORTIONMENT

Table with 6 columns: Fund Code, Proposition, Previously Authorized, Authorized This Action, State Apportionment This Action. Rows include State Share, New Construction/Add. Grant (051-500, 047-500), District Share, Cash Contribution, and Total.

Funding Source: Proposition 47 Bonds/2002-Nov.; Proposition 51 Bonds/2016-Nov.

Pursuant to the Board's action on September 26, 2018, the District is required to submit a complete Fund Release Authorization (Form SAB 50-05) on or before December 26, 2018.

The Form SAB 50-05 submittal must contain an original signature from a designated District Representative and must be physically received by the Office of Public School Construction at 707 Third Street, West Sacramento, CA 95605 prior to the close of business on December 26, 2018

The school district is responsible for ensuring the project is compliant with all Prevailing Wage Monitoring and/or Labor Compliance Program requirements at the time construction contracts were executed and/or construction commenced.

The District shall ensure that it is in compliance with all applicable laws, regulations and certifications it made on the program forms.

Errors & Omissions: Staff is recommending approval for a Labor Compliance Program Grant Adjustment in the amount of \$10,931.00, for which the District is eligible.

SCHOOL DISTRICT DATA

Application Number:.....50/64733-00-117 School District:.....Los Angeles Unified
 County:.....Los Angeles School Name:.....Central Los Angeles Middle School #3
 Financial Hardship.....No

PURPOSE OF REPORT

To recommend accounting revisions to close out a completed project.

DESCRIPTION

A review of expenditures reported by the District has been made and the revisions indicated are necessary to close out this completed project. The District incurred additional eligible expenditures per SFP Regulation Sections 1859.74 and 1859.106 and may receive additional hazardous waste funding in the amount of \$114,249.41. The District was also over-funded for site acquisition, Department of Toxic Substances Control (DTSC), and site other costs in the amount of \$105,774.61. The District has concurred with these findings and is eligible for an additional apportionment of the State share in the amount of \$4,237.40.

Detail of Final Cost & Financing

Budget Item	Currently Approved	Required Change	Revised Approval
SFP New Construction	\$ 6,922,260.00	\$ 0.00	\$ 6,922,260.00
SFP Multi Level Construction	830,671.00	0.00	830,671.00
SFP Site Acquisition	2,778,136.00	(47,377.73)	2,730,758.27
SFP Site Relocation	239,977.00	0.00	239,977.00
SFP Site Other	111,125.00	(1,894.67)	109,230.33
SFP Service Site	2,617,343.00	0.00	2,617,343.00
SFP General Site	508,876.00	0.00	508,876.00
SFP Offsite	1,092,805.00	0.00	1,092,805.00
SFP Utilities	174,856.00	0.00	174,856.00
SFP Urban Security	4,444,451.00	0.00	4,444,451.00
SFP Site DTSC Fee	15,641.00	(3,614.91)	12,026.09
SFP Site Hazardous Removal	68,699.00	57,124.71	125,823.71
SFP Fire Detection/Alarm	11,340.00	0.00	11,340.00
SFP Sprinklers	139,320.00	0.00	139,320.00
SFP Labor Compliance Program	79,316.00	0.00	79,316.00
Total State Apportionment	\$ 20,034,816.00	\$ 4,237.40	\$ 20,039,053.40
Financing			
District Contribution	\$ 20,034,816.00	\$ 4,237.40	\$ 20,039,053.40
State (SFP)	20,034,816.00	4,237.40	20,039,053.40
Total Project Costs	\$ 40,069,632.00	\$ 8,474.80	\$ 40,078,106.80

RECOMMENDATIONS

1. Approve an increase of \$8,474.80 in the total project cost from \$40,069,632.00 to \$40,078,106.80.
2. Approve an increase of \$4,237.40 in the District Contribution from \$20,034,816.00 to \$20,039,053.40.
3. Approve an increase of \$4,237.40 in the State Apportionment [Bonds/2004-Mar.; 955-500] from \$20,034,816.00 to \$20,039,053.40.
4. Approve an unfunded approval in the amount of \$4,237.40.

SCHOOL DISTRICT DATA

Application Number:.....50/10504-00-015 School District:.....Stanislaus County Office of Education
 County:.....Stanislaus School Name:.....Patterson Special Ed and Alternative Ed
 Financial Hardship.....Yes Date of Financial Hardship status:.....July 28, 2011
 Qualifying Financial Hardship Criteria: SFP Regulation Section 1859.81(c)(3).

PURPOSE OF REPORT

To recommend accounting revisions to close out a completed project.

DESCRIPTION

A review of expenditures reported by the District has been made and the revisions indicated are necessary to close out this completed project. This is a Financial Hardship project and has savings in the amount of \$747,884.11. SFP Regulation Section 1859.103 states that “the State’s portion of any savings declared by the district or determined by the OPSC by audit must be used to reduce the SFP financial hardship grant of that project ... any interest earned on a financial hardship project not expended on eligible project expenditures will be treated as savings and will be used to reduce the SFP financial hardship grant for that project.” The District incurred additional eligible expenditures per SFP Regulation Sections 1859.74 and 1859.106 and may receive additional hazardous waste and Department of Toxic Substances Control (DTSC) funding in the amount of \$125,195.36. The District was also over-funded for site acquisition and site other costs in the amount of \$8,212.08. The District has concurred with the findings and agrees to return the State funds in the net amount of \$630,900.83.

Detail of Final Cost & Financing

Budget Item	Currently Approved	Required Change	Revised Approval
SFP New Construction	\$ 2,633,790.00	\$ (373,942.06)	\$ 2,259,847.94
SFP Site Acquisition	1,781,000.00	(3,948.11)	1,777,051.89
SFP Site Other	71,240.00	(157.93)	71,082.07
SFP Financial Hardship	4,430,323.00	(315,450.41)	4,114,872.59
SFP Site DTSC Fee	6,973.00	16,442.02	23,415.02
SFP Site Hazardous Removal	32,500.00	46,155.66	78,655.66
Total State Apportionment	<u>\$ 8,955,826.00</u>	<u>\$ (630,900.83)</u>	<u>\$ 8,324,925.17</u>
 Financing			
District Contribution	\$ 95,180.00	\$ 0.00	\$ 95,180.00
State (SFP)	4,525,503.00	(315,450.42)	4,210,052.58
Financial Hardship (SFP)	4,430,323.00	(315,450.41)	4,114,872.59
Total Project Costs	<u>\$ 9,051,006.00</u>	<u>\$ (630,900.83)</u>	<u>\$ 8,420,105.17</u>

RECOMMENDATIONS

1. Approve a decrease of \$630,900.83 in the total project cost from \$9,051,006.00 to \$8,420,105.17.
2. Approve a decrease of \$315,450.42 in the State Apportionment [Bonds/2006-Nov.; 057-500] from \$4,525,503.00 to \$4,210,052.58.
3. Approve a decrease of \$315,450.41 in the Financial Hardship Contribution [Bonds/2006-Nov.; 057-500] from \$4,430,323.00 to \$4,114,872.59.
4. Require the District to return State funds in the amount of \$630,900.83.

SCHOOL DISTRICT DATA

Application Number:.....5775531-00-007 School District:.....Dinuba Unified
 County:.....Tulare School Name:.....Wilson Elementary
 Financial Hardship.....Yes Date of Financial Hardship status:.....May 3, 2012
 Qualifying Financial Hardship Criteria: SFP Regulation Section 1859.81(c)(3).

PURPOSE OF REPORT

To recommend accounting revisions to close out a completed project.

DESCRIPTION

A review of expenditures reported by the District has been made and the revisions indicated are necessary to close out this completed project. This is a Financial Hardship project and has savings in the amount of \$277.69. SFP Regulation Section 1859.103 states that “the State’s portion of any savings declared by the district or determined by the OPSC by audit must be used to reduce the SFP financial hardship grant of that project ... any interest earned on a financial hardship project not expended on eligible project expenditures will be treated as savings and will be used to reduce the SFP financial hardship grant for that project.” The District has concurred with the findings and agrees to return the State funds in the amount of \$277.69.

Detail of Final Cost & Financing

Budget Item	Currently Approved	Required Change	Revised Approval
SFP Modernization	\$ 2,102,118.00	\$ (138.84)	\$ 2,101,979.16
SFP Fire Code Compliance	262,397.00	0.00	262,397.00
SFP Financial Hardship	1,478,556.00	(138.85)	1,478,417.15
SFP Fire Detection/Alarm	66,947.00	0.00	66,947.00
SFP Prevailing Wage Monitoring	6,079.00	0.00	6,079.00
Total State Apportionment	<u>\$ 3,916,097.00</u>	<u>\$ (277.69)</u>	<u>\$ 3,915,819.31</u>
 Financing			
District Contribution	\$ 146,471.00	\$ 0.00	\$ 146,471.00
State (SFP)	2,437,541.00	(138.84)	2,437,402.16
Financial Hardship (SFP)	<u>1,478,556.00</u>	<u>(138.85)</u>	<u>1,478,417.15</u>
Total Project Costs	<u>\$ 4,062,568.00</u>	<u>\$ (277.69)</u>	<u>\$ 4,062,290.31</u>

RECOMMENDATIONS

1. Approve a decrease of \$277.69 in the total project cost from \$4,062,568.00 to \$4,062,290.31.
2. Approve a decrease of \$138.84 in the State Apportionment [Bonds/2006-Nov.; 057-570] from \$2,437,541.00 to \$2,437,402.16.
3. Approve a decrease of \$138.85 in the Financial Hardship Contribution [Bonds/2006-Nov.; 057-570] from \$1,478,556.00 to \$1,478,417.15.
4. Require the District to return State funds in the amount of \$277.69.

SCHOOL DISTRICT DATA

Application Number:.....59/66993-00-001 School District:.....Beaumont Unified
 County:.....Riverside School Name:.....Beaumont Senior High
 Financial Hardship.....No

PURPOSE OF REPORT

To recommend accounting revisions to close out a completed project.

DESCRIPTION

A review of expenditures reported by the District has been made and the revisions indicated are necessary to close out this completed project. This is a Career Technical Education Facilities Program project and has savings in the amount of \$63,700.54. SFP Regulation Section 1859.199 states “an applicant district may not retain savings realized by a Career Technical Education Facilities Project.” The District has concurred with the findings and agrees to return the State funds in the amount of \$31,850.27.

Detail of Final Cost & Financing

Budget Item	Currently Approved	Required Change	Revised Approval
SFP Modernization	\$ 973,000.00	\$ (31,850.27)	\$ 941,149.73
SFP CTE Equipment	362,796.00	0.00	362,796.00
Total State Apportionment	<u>\$ 1,335,796.00</u>	<u>\$ (31,850.27)</u>	<u>\$ 1,303,945.73</u>
Financing			
District Contribution	\$ 1,335,796.00	\$ (31,850.27)	\$ 1,303,945.73
State (SFP)	<u>1,335,796.00</u>	<u>(31,850.27)</u>	<u>1,303,945.73</u>
Total Project Costs	<u>\$ 2,671,592.00</u>	<u>\$ (63,700.54)</u>	<u>\$ 2,607,891.46</u>

RECOMMENDATIONS

1. Approve a decrease of \$63,700.54 in the total project cost from \$2,671,592.00 to \$2,607,891.46.
2. Approve a decrease of \$31,850.27 in the District Contribution from \$1,335,796.00 to \$1,303,945.73.
3. Approve a decrease of \$31,850.27 in the State Apportionment [Bonds/2006-Nov.; 057-600] from \$1,335,796.00 to \$1,303,945.73.
4. Require the District to return State funds in the amount of \$31,850.27.

REPORT OF THE EXECUTIVE OFFICER
State Allocation Board Meeting, September 26, 2018

SCHOOL FACILITY PROGRAM
CAREER TECHNICAL EDUCATION FACILITIES PROGRAM UNFUNDED APPROVALS

PURPOSE OF REPORT

To present additional projects for approval for placement on the Unfunded List (Lack of AB 55 Loans) for the fourth funding cycle of the School Facility Program (SFP) Career Technical Education Facilities Program (CTEFP).

DESCRIPTION

At its May 2018 meeting, the State Allocation Board (Board) approved CTEFP projects for the fourth funding cycle in the amount of \$124.5 million. This item requests the Board to approve additional CTEFP projects for placement on the Unfunded List (Lack of AB 55 Loans) as shown on Attachment A1. In order to determine which projects would be funded, Staff and the applicants agreed to apply the recently adopted SFP Regulations criteria for applications with tied overall and weighted scores. With these additional projects, the Board will have approved \$124,358,570 for Cycle 4.

AUTHORITY

Attachment A.

STAFF ANALYSIS/STATEMENTS

At the May 23, 2018 SAB meeting, Staff presented the list of CTEFP projects to be funded in Cycle 4 as Attachment A1. Since the Board's original approval, additional funds became available funds to apply to the next projects on the list. However, there was a tie between the next two applicants. Staff and the applicants agreed to apply the criteria in the regulatory amendments adopted by the Board on August 15, 2018 to determine which application would be funded. The projects are included as Attachment B. In addition, Staff is presenting another CTEFP project for an increase.

Staff is presenting an amended Attachment A1 to reflect the adjusted total amount of CTEFP funding approved for Cycle 4.

RECOMMENDATION

Approve the CTEFP projects as shown as Attachment B for application numbers 59/66431-05-001, 59/62166-00-001 and 55/73650-00-003.

ATTACHMENT A

AUTHORITY

EC Section 101122(a)(4) states: "The amount of five hundred million dollars (\$500,000,000) for facilities for career technical education programs pursuant to Article 13 (commencing with Section 17078.70) of Chapter 12.5 of Part 10 of Division 1 of Title 1."

SFP Regulation Section 1859.196(d) states in part:

(d) For the third and any subsequent cycles, the Board shall apportion funds regardless of Service Region.

(1) Funds shall be apportioned to the highest ranked project in each locale. In order to continue this funding process, one project from each locale must be apportioned. If there are no applications in a given locale(s), projects will be apportioned in the remaining locale(s).

(2) The process will continue until the applications or funds are exhausted, whichever comes first.

(3) In the event two or more applications have the same career technical education plan score and are in the same locale, the applicant with the highest total points in all weighted areas identified in Education Code Section 17078.72(j) will be funded first.

If a Career Technical Education Facilities Project within any funding cycle cannot be fully apportioned because insufficient funding is available, the applicant may either accept the available funding as the full and final apportionment for the project or refuse funding entirely. If funding is refused, the Board shall consider funding the next project eligible for an apportionment pursuant to this Section.

For any Career Technical Education Facilities Project not apportioned pursuant to this Section, the application shall be returned to the applicant. A Career Technical Education Facilities Project returned to the applicant may be resubmitted during a subsequent application acceptance period identified in Section 1859.191, provided the application meets the eligibility criteria in Section 1859.192.

Note: Authority cited: Sections 17070.35 and 17078.72(k), Education Code.

Reference: Section 17078.72, Education Code.

Career Technical Education Facilities Program Cycle 4 Funding - Amended Attachment A1

Rank Order	Application Number	Applicant	Site	County	CDE Score	Weighted Score	Date Received	Locale	State Grant	Loan Amount	Total Unfunded Approval
1	59/69856-00-001	Anderson Union High	Anderson High	Shasta	140	90	2/15/2018	Rural	\$ 578,319	\$ -	\$ 578,319
2	55/69310-00-002	Santa Maria Joint Union High	Righetti (Ernest) High	Santa Barbara	140	90	2/21/2018	Urban	\$ 2,444,758	\$ -	\$ 2,444,758
3	55/75531-00-002	Dinuba Unified	Dinuba High	Tulare	139.5	89	2/21/2018	Suburban	\$ 2,533,756	\$ 2,533,756	\$ 5,067,512
4	55/63529-00-010	Kern High	Independence High	Kern	139.5	90	2/21/2018	Rural	\$ 2,392,307	\$ -	\$ 2,392,307
5	55/75515-00-001	Eureka City Unified	Eureka Senior High	Humboldt	138		2/21/2018	Suburban	\$ 3,000,000	\$ -	\$ 3,000,000
6	55/62117-00-009	Clovis Unified	Clovis West High	Fresno	137.5		2/14/2018	Urban	\$ 1,500,939	\$ -	\$ 1,500,939
7	55/63529-00-007	Kern High	Independence High	Kern	139		2/21/2018	Rural	\$ 130,454	\$ -	\$ 130,454
8	55/68759-00-003	Lucia Mar Unified	Nipomo High School	San Luis Obispo	137.5		2/20/2018	Suburban	\$ 2,000,000	\$ -	\$ 2,000,000
9	55/10108-00-002	Fresno County Superintendent of Schools	Career Technical Education Charter	Fresno	137		2/21/2018	Urban	\$ 2,431,380	\$ -	\$ 2,431,380
10	55/62125-00-001	Coalinga/Huron Joint Unified	Coalinga High	Fresno	137	90	2/15/2018	Suburban	\$ 2,515,093	\$ -	\$ 2,515,093
11	55/62166-00-002	Fresno Unified	Fresno High	Fresno	136		2/20/2018	Urban	\$ 1,905,671	\$ -	\$ 1,905,671
12	55/75580-00-001	Golden Valley Unified	Liberty High	Madera	133.5		2/15/2018	Rural	\$ 2,865,579	\$ -	\$ 2,865,579
13	55/70532-00-002	Dixon Unified	Dixon High	Solano	137	90	2/20/2018	Suburban	\$ 978,159	\$ -	\$ 978,159
14	55/62166-00-005	Fresno Unified	Duncan (Erma) Polytechnical High	Fresno	133.5	90	2/20/2018	Urban	\$ 2,857,001	\$ -	\$ 2,857,001
15	55/63529-00-011	Kern High	Independence High	Kern	133		2/21/2018	Rural	\$ 749,811	\$ -	\$ 749,811
16	55/62414-00-001	Sanger Unified	Sanger High	Fresno	136.5		2/14/2018	Suburban	\$ 2,668,934	\$ -	\$ 2,668,934
17	55/65243-00-004	Madera Unified	Madera High	Madera	133.5	89	2/15/2018	Urban	\$ 1,608,476	\$ -	\$ 1,608,476
18	59/73809-00-002	Firebaugh-Las Deltas Unified	Firebaugh High	Fresno	132		2/20/2018	Rural	\$ 1,118,044	\$ -	\$ 1,118,044
19	55/67876-00-001	San Bernardino City Unified	Pacific High	San Bernardino	135		2/20/2018	Urban	\$ 3,000,000	\$ -	\$ 3,000,000
20	55/66951-00-001	Western Placer Unified	New High #2	Placer	135		2/21/2018	Suburban	\$ 3,000,000	\$ -	\$ 3,000,000
21	55/63529-00-014	Kern High	Independence High	Kern	131.5	85	2/21/2018	Rural	\$ 646,071	\$ -	\$ 646,071
22	55/73999-00-003	Kerman Unified	Kerman High	Fresno	134.5	86	2/9/2018	Suburban	\$ 1,950,923	\$ -	\$ 1,950,923
23	55/67314-00-002	Elk Grove Unified	Valley High	Sacramento	133		2/16/2018	Urban	\$ 996,026	\$ -	\$ 996,026
24	55/63529-00-015	Kern High	Independence High	Kern	131.5	81	2/21/2018	Rural	\$ 338,403	\$ -	\$ 338,403
25	55/75531-00-003	Dinuba Unified	Dinuba High	Tulare	134.5	85	2/21/2018	Suburban	\$ 1,627,923	\$ 1,627,923	\$ 3,255,846
26	55/68338-03-002	San Diego Unified	Crawford Senior High	San Diego	132.5		2/20/2018	Urban	\$ 2,629,783	\$ -	\$ 2,629,783
27	55/63529-00-012	Kern High	Independence High	Kern	130.5		2/21/2018	Rural	\$ 1,005,472	\$ -	\$ 1,005,472
28	55/65094-00-001	West Covina Unified	West Covina High	Los Angeles	134	88	2/16/2018	Suburban	\$ 3,000,000	\$ -	\$ 3,000,000
29	59/68338-01-001	San Diego Unified	Mira Mesa Senior High	San Diego	132	89	2/20/2018	Urban	\$ 1,483,774	\$ -	\$ 1,483,774
30	55/63529-00-016	Kern High	Independence High	Kern	130		2/21/2018	Rural	\$ 3,000,000	\$ -	\$ 3,000,000
31	55/67355-00-003	Galt Joint Union High	Galt High	Sacramento	134	87	2/21/2018	Suburban	\$ 1,055,770	\$ -	\$ 1,055,770
32	55/62166-00-004	Fresno Unified	Duncan (Erma) Polytechnical High	Fresno	132	87	2/20/2018	Urban	\$ 1,190,400	\$ -	\$ 1,190,400
33	55/63529-00-009	Kern High	Independence High	Kern	129.5		2/21/2018	Rural	\$ 721,180	\$ -	\$ 721,180
34	55/73999-00-002	Kerman Unified	Kerman High	Fresno	134	86	2/9/2018	Suburban	\$ 1,697,218	\$ -	\$ 1,697,218
35	55/65243-00-003	Madera Unified	Madera High	Madera	131		2/15/2018	Urban	\$ 636,759	\$ -	\$ 636,759
36	55/75580-00-002	Golden Valley Unified	Liberty High	Madera	128.5	86	2/15/2018	Rural	\$ 2,357,340	\$ -	\$ 2,357,340
37	55/67314-00-004	Elk Grove Unified	Florin High	Sacramento	133		2/16/2018	Suburban	\$ 1,588,345	\$ -	\$ 1,588,345
38	59/62166-00-004	Fresno Unified	Duncan (Erma) Polytechnical High	Fresno	130.5	90	2/20/2018	Urban	\$ 1,106,787	\$ -	\$ 1,106,787
39	55/63529-00-006	Kern High	Independence High	Kern	128.5	82	2/21/2018	Rural	\$ 273,118	\$ -	\$ 273,118
40	55/73650-00-003	Irvine Unified	Creekside High	Orange	132	87	2/20/2018	Suburban	\$ 439,400	\$ -	\$ 439,400
41	59/62166-00-002	Fresno Unified	Hoover Hills	Fresno	130.5	85	2/20/2018	Urban	\$ 623,386	\$ -	\$ 623,386
42	55/75523-00-004	Porterville Unified	Granite Hills High School	Tulare	128		2/21/2018	Rural	\$ 2,998,035	\$ -	\$ 2,998,035
43	55/67314-00-005	Elk Grove Unified	Laguna Creek High	Sacramento	131.5	85	2/16/2018	Suburban	\$ 2,078,653	\$ -	\$ 2,078,653
44	59/68809-00-004	San Luis Coastal Unified	San Luis Obispo High	San Luis Obispo	130	83	2/16/2018	Urban	\$ 1,355,143	\$ -	\$ 1,355,143
45	55/70466-00-003	Siskiyou Union High	Mt. Shasta High	Siskiyou	123		2/20/2018	Rural	\$ 720,000	\$ -	\$ 720,000
46	55/76786-00-001	Santa Barbara Unified	Dos Pueblos High	Santa Barbara	131.5	85	2/20/2018	Suburban	\$ 1,299,928	\$ -	\$ 1,299,928
47	59/68809-00-005	San Luis Coastal Unified	San Luis Obispo High	San Luis Obispo	130	83	2/16/2018	Urban	\$ 479,234	\$ -	\$ 479,234
48	55/66985-00-001	Banning Unified	Banning High	Riverside	118.5	75	2/14/2018	Rural	\$ 3,000,000	\$ -	\$ 3,000,000
49	55/76786-00-002	Santa Barbara Unified	Dos Pueblos High	Santa Barbara	131.5	82	2/20/2018	Suburban	\$ 2,930,307	\$ -	\$ 2,930,307
50	55/62117-00-012	Clovis Unified	Clovis North High	Fresno	130	82	2/14/2018	Urban	\$ 1,318,700	\$ -	\$ 1,318,700
51	55/63529-00-013	Kern High	Independence High	Kern	118.5	73	2/21/2018	Rural	\$ 279,827	\$ -	\$ 279,827
52	55/68841-00-001	Templeton Unified	Templeton High	San Luis Obispo	130.5		2/20/2018	Suburban	\$ 1,158,991	\$ -	\$ 1,158,991
53	55/68338-06-001	San Diego Unified	Madison Senior High	San Diego	129.5		2/20/2018	Urban	\$ 2,989,133	\$ -	\$ 2,989,133
54	55/73916-00-001	Laytonville Unified	Laytonville High	Mendocino	117		2/20/2018	Rural	\$ 758,159	\$ 550,000	\$ 1,308,159
55	55/64451-00-002	Downey Unified	Warren High	Los Angeles	129.5	79	2/21/2018	Suburban	\$ 1,948,793	\$ -	\$ 1,948,793
56	59/68809-00-006	San Luis Coastal Unified	San Luis Obispo High	San Luis Obispo	129	83	2/16/2018	Urban	\$ 1,500,000	\$ -	\$ 1,500,000

ATTACHMENT A1
State Allocation Board Meeting, September 26, 2018

Career Technical Education Facilities Program Cycle 4 Funding - Amended Attachment A1

Rank Order	Application Number	Applicant	Site	County	CDE Score	Weighted Score	Date Received	Locale	State Grant	Loan Amount	Total Unfunded Approval
57	55/63529-00-008	Kern High	Independence High	Kern	115		2/21/2018	Rural	\$ 468,692	\$ -	\$ 468,692
58	55/63891-00-001	Corcoran Joint Unified	Corcoran High	Kings	129.5	78	2/15/2018	Suburban	\$ 2,925,208	\$ -	\$ 2,925,208
59	55/61424-00-004	Chico Unified	Pleasant Valley Senior High	Butte	129	83	2/21/2018	Urban	\$ 3,000,000	\$ -	\$ 3,000,000
60	55/73809-00-001	Firebaugh-Las Deltas Unified	Firebaugh High	Fresno	114.5		2/22/2018	Rural	\$ 1,297,487	\$ -	\$ 1,297,487
61	59/72694-00-001	Washington Unified	River City Senior High	Yolo	129	82	2/20/2018	Suburban	\$ 1,500,000	\$ -	\$ 1,500,000
62	59/64733-00-029	Los Angeles Unified	Dorsey (Susan Miller) Senior High	Los Angeles	128	82	2/21/2018	Urban	\$ 1,500,000	\$ -	\$ 1,500,000
63	55/65136-00-001	William S. Hart Union High	Castaic High	Los Angeles	114		2/21/2018	Rural	\$ 1,160,374	\$ -	\$ 1,160,374
64	55/62117-00-011	Clovis Unified	Clovis High	Fresno	128.5		2/14/2018	Suburban	\$ 522,589	\$ -	\$ 522,589
65	55/10108-00-001	Fresno County Superintendent of Schools	Career Technical Education Charter	Fresno	128	80	2/21/2018	Urban	\$ 2,529,505	\$ -	\$ 2,529,505
66	55/71639-00-001	Red Bluff Joint Union High	Red Bluff High	Tehama	113.3		2/15/2018	Rural	\$ 1,523,067	\$ -	\$ 1,523,067
67	55/72454-00-001	Fillmore Unified	Fillmore Senior High	Ventura	128	84	2/21/2018	Suburban	\$ 3,000,000	\$ -	\$ 3,000,000
68	59/61424-00-005	Chico Unified	Pleasant Valley Senior High	Butte	127	83	2/21/2018	Urban	\$ 1,201,901	\$ -	\$ 1,201,901
69	55/63529-00-005	Kern High	Independence High	Kern	112		2/21/2018	Rural	\$ 1,257,250	\$ -	\$ 1,257,250
70	55/63529-00-017	Kern High	North High	Kern	126.5	84	2/21/2018	Suburban	\$ 1,435,435	\$ -	\$ 1,435,435
71	55/62166-00-003	Fresno Unified	Fresno High	Fresno	126	84	2/20/2018	Urban	\$ 472,715	\$ -	\$ 472,715
72	55/75242-02-001	Val Verde Unified	Orange Vista High	Riverside	108		2/20/2018	Rural	\$ 481,639	\$ -	\$ 481,639
73	59/66431-05-001	Anaheim Union High	Oxford High	Orange	126.5	80	2/21/2018	Suburban	\$ 1,302,330	\$ -	\$ 1,302,330
74	59/62166-00-001	Fresno Unified	McLane High	Fresno	125.5	83	2/20/2018	Urban	\$ 603,332	\$ -	\$ 603,332
											\$ 124,354,865

ATTACHMENT B

SAB Meeting: September 26, 2018

Career Technical Educational Facilities Program - Grant Approval

APPLICANT DATA

Application No:	59/66431-05-001	Site Name:	Oxford Academy
County:	Orange	Industry Sector:	Engineering and Architecture
Applicant:	Anaheim Union High	Pathway:	Engineering Design

PROJECT DATA

Type of Project:	Modernization
Reservation of Funds:	Y
Loan Requested:	N
Qualifying SFP Project:	n/a
Number of CTE Classrooms:	2
SFP Classroom Allowance Deduction:	n/a

GRANT DATA

Eligible Project Costs (50%)	
Construction:	\$ 1,184,314.00
Equipment:	118,016.00
Site Development:	-
SFP Deduction:	0.00
Total State Share (50%)	1,302,330.00
District Share (50%)	1,302,330.00
Total Project Costs	\$ 2,604,660.00

PROJECT FINANCING

	Fund Code	
State Share (50%)		
This Project	951-600	\$ 1,302,330.00
District Share (50%)		
Cash Contribution		1,302,330.00
Total Project Cost		\$ 2,604,660.00

Funding Source: Proposition 51 Bonds/2016-Nov.

Pursuant to the Board's action on March 11, 2009, this application is presented for unfunded approval and placement on the Unfunded List (Lack of AB 55 Loans). This approval does not constitute a guarantee or commitment of future State funding.

Pursuant to School Facility Program Regulation Section 1859.90.4, the applicant is required to submit a signed Grant Agreement for the project prior to or concurrent with a request for the release of funds.

Pursuant to School Facility Program Regulation Section 1859.199, the State portion of any and all project savings realized from the funding of a Career Technical Education Facilities Program project must be returned to the State.

The Applicant shall ensure that it is in compliance with all applicable laws, regulations and certifications it made on the program forms.

The Applicant is responsible for ensuring that the project is compliant with Prevailing Wage Monitoring and/or Labor Compliance Program requirements at the time construction contracts are executed and/or construction commenced.

The Applicant has requested a Reservation of Funds. Pursuant to School Facility Program Regulation Section 1859.197, the Applicant is required to submit the California Department of Education plan approval and the Division of the State Architect approved plans and specifications to the Office of Public School Construction within 12 months of receiving an Apportionment. If this requirement is not met, the Apportionment will be rescinded without further Board action.

ATTACHMENT B

SAB Meeting: September 26, 2018

Career Technical Educational Facilities Program - Grant Approval

APPLICANT DATA

Application No:	59/62166-00-001	Site Name:	McLane High
County:	Fresno	Industry Sector:	Arts, Media, and Entertainment
Applicant:	Fresno Unified	Pathway:	Production and Managerial Arts

PROJECT DATA

Type of Project:	Modernization
Reservation of Funds:	Y
Loan Requested:	N
Qualifying SFP Project:	n/a
Number of CTE Classrooms:	1
SFP Classroom Allowance Deduction:	n/a

GRANT DATA

Eligible Project Costs (50%)	
Construction:	\$ 573,065.00
Equipment:	30,267.00
Site Development:	-
SFP Deduction:	0.00
Total State Share (50%)	603,332.00
District Share (50%)	603,332.00
Total Project Costs	\$ 1,206,664.00

PROJECT FINANCING

	Fund Code		
State Share (50%)			
This Project	951-600	\$	603,332.00
District Share (50%)			
Cash Contribution			603,332.00
Total Project Cost		\$	1,206,664.00

Funding Source: Proposition 51 Bonds/2016-Nov.

Pursuant to the Board's action on March 11, 2009, this application is presented for unfunded approval and placement on the Unfunded List (Lack of AB 55 Loans). This approval does not constitute a guarantee or commitment of future State funding.

Pursuant to School Facility Program Regulation Section 1859.90.4, the applicant is required to submit a signed Grant Agreement for the project prior to or concurrent with a request for the release of funds.

Pursuant to School Facility Program Regulation Section 1859.199, the State portion of any and all project savings realized from the funding of a Career Technical Education Facilities Program project must be returned to the State.

The Applicant shall ensure that it is in compliance with all applicable laws, regulations and certifications it made on the program forms.

The Applicant is responsible for ensuring that the project is compliant with Prevailing Wage Monitoring and/or Labor Compliance Program requirements at the time construction contracts are executed and/or construction commenced.

The Applicant has requested a Reservation of Funds. Pursuant to School Facility Program Regulation Section 1859.197, the Applicant is required to submit the California Department of Education plan approval and the Division of the State Architect approved plans and specifications to the Office of Public School Construction within 12 months of receiving an Apportionment. If this requirement is not met, the Apportionment will be rescinded without further Board action.

ATTACHMENT B

SAB Meeting: September 26, 2018 Career Technical Educational Facilities Program - Amended Grant Approval

APPLICANT DATA

Application No:	55/73650-00-003	Site Name:	Creekside High
County:	Orange	Industry Sector:	Building and Construction Trades
Applicant:	Irvine Unified	Pathway:	Residential and Commercial Construction

PROJECT DATA

Type of Project:	New Construction
Reservation of Funds:	N
Loan Requested:	N
Qualifying SFP Project:	50/73650-00-035
Number of CTE Classrooms:	1
SFP Classroom Allowance Deduction:	\$90,480.00

GRANT DATA

Eligible Project Costs (50%)	
Construction:	\$ 499,720.00
Equipment:	30,160.00
Site Development:	-
SFP Deduction:	(90,480.00)
Total State Share (50%)	439,400.00
District Share (50%)	439,400.00
Total Project Costs	\$ 878,800.00

PROJECT FINANCING

<u>State Share (50%)</u>	<u>Fund Code</u>	<u>Proposition</u>	<u>Previously Authorized</u>	<u>Authorized This Action</u>	<u>Unfunded Approval this Action</u>
This Project	951-600	51	\$ 348,920.00	\$ 90,480.00	\$ 90,480.00
District Share (50%)					
Cash Contribution			348,920.00	90,480.00	
Total			\$ 697,840.00	\$ 180,960.00	\$ 90,480.00

Funding Source: Proposition 51 Bonds/2016-Nov.

Pursuant to the Board's action on March 11, 2009, this application is presented for unfunded approval and placement on the Unfunded List (Lack of AB 55 Loans). This approval does not constitute a guarantee or commitment of future State funding.

Pursuant to School Facility Program Regulation Section 1859.90.4, the applicant is required to submit a signed Grant Agreement for the project prior to or concurrent with a request for the release of funds.

Pursuant to School Facility Program Regulation Section 1859.199, the State portion of any and all project savings realized from the funding of a Career Technical Education Facilities Program project must be returned to the State.

The Applicant shall ensure that it is in compliance with all applicable laws, regulations and certifications it made on the program forms.

The Applicant is responsible for ensuring that the project is compliant with Prevailing Wage Monitoring and/or Labor Compliance Program requirements at the time construction contracts are executed and/or construction commenced.

Pursuant to SFP Regulation Sections 1859.193 and 1859.193.1, the District has combined this application with a qualifying SFP application. If the SFP project apportionment is rescinded, this apportionment must also be rescinded.

Errors & Omissions: Staff is requesting an increase of \$90,480 in order to correct the project's Qualifying SFP Project allowance.

REPORT OF THE EXECUTIVE OFFICER
State Allocation Board Meeting, September 26, 2018

SCHOOL FACILITY PROGRAM
SUBSTANTIAL PROGRESS RESCISSION/REDUCTION TO COSTS INCURRED

PURPOSE OF REPORT

To present a School Facility Program (SFP) project apportionments to be rescinded or reduced to eligible costs incurred.

DESCRIPTION

The SFP projects listed on the Attachment are financial hardship and non-financial hardship districts that received a separate design or adjusted grant fund release. The districts have either requested to have their projects reduced to costs incurred or rescinded or have not meet the substantial progress requirement and have indicated that they will be unable to move forward with the SFP projects listed on the Attachment. The districts have requested that the apportionments be rescinded or reduced to costs incurred to recognize eligible costs for the separate design or adjusted grant phase.

AUTHORITY

Pursuant to Education Code Section 17076.10(b), sufficient evidence of substantial progress for the design and/or adjusted grant apportionments shall be due 18 months from the date any funds were released to the district. The SFP Regulation Section 1859.105 requires that when an apportionment is reduced to project costs incurred or rescinded, all State funds not used to finance eligible expenditures are to be returned to the State Allocation Board (SAB). The SFP Regulations also stipulate that interest earned on State funds, which is not used to finance eligible expenditures, is due to the SAB.

RECOMMENDATIONS

1. Find that the Districts are unable to meet the substantial progress requirements or indicated that they will be unable to move forward with the projects listed on the Attachment.
2. Reduce the funded apportionments to costs incurred or rescind the funded apportionments for the projects listed on the Attachment.
3. Direct Staff to adjust the district's baseline eligibility, according to the increases (identified in the "Pupils Returned to the District's Baseline" column) on the Attachment, once all funds due to the State have been received.

ATTACHMENT
SCHOOL FACILITY PROGRAM
SUBSTANTIAL PROGRESS RESCISSION/REDUCTION TO COSTS INCURRED
State Allocation Board Meeting, September 26, 2018

	District/ County/ Application Number	Pupil Grant Adjustments			Grant Adjustments				
		Type of Pupils	Number of Pupils	Pupils Returned to the District's Baseline	State/FH Apportionment	District Contribution	Interest	Amount of Eligible Expenditures	Reduction in Apportionment
Design Grant	Contra Costa County Office of Education Contra Costa 50/10074-98-005	Severe	36	31	\$353,520.00	\$0.00	\$7,492.77	\$234,832.37	\$126,180.40
	Lodi Unified School District San Joaquin 57/68585-00-011	K-6	130	66	\$51,397.00	\$12,849.00	\$5,164.00	\$31,423.00	\$30,389.60
Adjusted Grant	Sutter Union High School District* Sutter High 59/71449-00-001	N/A	N/A	N/A	\$123,289.00	\$123,289.00	\$0.00	\$82,171.51	\$82,203.25
TOTAL:									\$238,773.25

* Pupil grants are not assigned on Career Technical Education Facilities Program

Facility Hardship / Rehabilitation Program

REPORT OF THE EXECUTIVE OFFICER
State Allocation Board Meeting, September 26, 2018

SCHOOL DISTRICT DATA

School District:LOS ANGELES UNIFIED	County:.....LOS ANGELES
Application Number:.....51/64733-00-002	School Name:.....OLIVE VISTA JUNIOR HIGH
Total District Enrollment:.....621,414	Project Grade Level:.....7-8
Financial Hardship:.....NO

PURPOSE OF REPORT

Type of Request	State Allocation Board (Board) approval for placement on the Unfunded List (Lack of AB 55 Loans) for a School Facility Program (SFP) Facility Hardship Seismic Mitigation Program (SMP) Replacement project.
Estimated Total Project Cost	\$ 5,903,152
Estimated Cost to the State	\$ 2,951,576

DESCRIPTION

Description of Health and Safety Threat	The multi-purpose building at Olive Vista Junior High in Sylmar, California was originally built in the late 1950s and is of the Most Vulnerable Category 2 Building Type. The District’s structural engineer has prepared structural evaluations for the building which identified critical deficiencies in its wall, floor, and roof systems. The Division of the State Architect (DSA) has concurred with the presence of the threat of a local or global collapse of the facility in the event of seismic activity.
Scope of Project	The project scope entails the demolition and replacement of the building.
Status of School Site	The project is currently in construction, and is anticipated to be complete in August of 2019.

QUALIFYING CRITERIA

Government/State Level Concurrence	DSA has approved the multi-purpose building for SMP eligibility, and has evaluated and approved the planned seismic mitigation work.
Site Visit Completed by Staff	Staff has accepted reports by the industry specialist and DSA approval in lieu of a site visit.
Staff Supports the District’s Request	Yes

AUTHORITY

See Attachment.

RECOMMENDATION

Approve the District’s request for an unfunded approval for placement on the Unfunded List (Lack of AB 55 Loans) for SMP Replacement funding for the multi-purpose building on the Olive Vista Junior High site, pursuant to the SFP Regulation Section 1859.82(a) as shown as Attachment B.

ATTACHMENT A

AUTHORITY

Education Code (EC) Section 17075.10(a) states:

A school district may apply for hardship assistance in cases of extraordinary circumstances. Extraordinary circumstances may include, but are not limited to, the need to repair, reconstruct, or replace the most vulnerable school facilities that are identified as a Category 2 building, as defined in the report submitted pursuant to Section 17317, determined by the department to pose an unacceptable risk of injury to its occupants in the event of a seismic event.

SFP Regulation Section 1859.82 states, “A district is eligible for facility hardship funding to repair, replace, or construct new classrooms and related facilities if the district demonstrates there is an unmet need for pupil housing or the condition of the facilities, or the lack of facilities, is a threat to the health and safety of the pupils.”

SFP Regulation Section 1859.82(a)(1) provides for Facility Hardship grant funding when:

The facilities are needed to ensure the health and safety of the pupils if the district can demonstrate to the satisfaction of the Board that the health and safety of the pupils is at risk. Factors to be considered by the Board shall include the close proximity to a major freeway, airport, electrical facility, high power transmission lines, dam, pipeline, industrial facility, adverse air quality emission or other health and safety risks, including structural deficiencies required by the DSA to be repaired, seismic mitigation of the Most Vulnerable Category 2 Buildings as verified by the DSA, traffic safety or because the pupils reside in remote areas of the district and transportation to existing facilities is not possible or poses a health and safety risk.

SFP Regulation Section 1859.82(a)(1)(A)(2) states, “If the total cost to remain in the classroom or related facility is greater than 50 percent of the Current Replacement Cost and the Application is for replacement facilities, the district may qualify for a grant for a new or replacement school or replacement facilities as a new construction project.”

SFP Regulation Section (a)(1)(C) states,

The seismic mitigation projects must meet all of the following requirements:

1. The construction contract was executed on or after May 20, 2006;
2. The project funding provided shall be for the minimum work necessary to obtain DSA approval;
3. The building is designed for occupancy by students and staff; and
4. The DSA concurs with a report by a structural engineer, which identifies structural deficiencies that pose an unacceptable risk of injury to its occupants in a seismic event. If the unacceptable risk of injury is due to the presence of faulting, liquefaction or landslide, these hazards must be documented by a geologic hazards report prepared by an engineering geologist in accordance with California Building Code, Part 2, Chapter 18, section 1803A and with the concurrence of the California Geological Survey.

SFP Regulation Section 1859.82 further states, “If the district qualifies for repair of a Qualified Historical School Building pursuant to (a)(1)(A)3. or replacement facilities on the same site pursuant to either (a)(1)(A)2. or (a)(2) above, the district is eligible for funding as a new construction project. Replacement facilities and square footage amounts used to determine funding for a Qualified Historical School Building shall be allowed in accordance with the square footage amounts provided in the chart in Section (b) below...The square footage provided, after accounting for all useable facilities on the site, shall not exceed the following:”

<i>Facility</i>	<i>Elementary School Pupils</i>	<i>Middle School Pupils</i>	<i>High School Pupils</i>
Multi-Purpose (includes food service)	5.3 sq. ft. per pupil minimum 4,000 sq. ft.	5.3 sq. ft. per pupil minimum 5,000 sq. ft.	6.3 sq. ft. per pupil minimum 8,200 sq. ft.
Toilet	3 sq. ft. per pupil minimum 300 sq. ft.	4 sq. ft. per pupil minimum 300 sq. ft.	5 sq. ft. per pupil minimum 300 sq. ft.
Gymnasium (includes shower/locker)	N/A	12.9 sq. ft. per pupil minimum 6,828 sq. ft. maximum 16,000 sq. ft.	15.3 sq. ft. per pupil minimum 8,380 sq. ft. maximum 18,000 sq. ft.
School Administration	3 sq. ft. per pupil minimum 600 sq. ft.	3 sq. ft. per pupil minimum 600 sq. ft.	4 sq. ft. per pupil minimum 800 sq. ft.
Library/Media Center	2.3 sq. ft. per pupil plus 600 sq. ft.	3.3 sq. ft. per pupil plus 600 sq. ft.	4.3 sq. ft. per pupil plus 600 sq. ft.

SAB Meeting: September 26, 2018

New Construction - Adjusted Grant Approval

SCHOOL DISTRICT DATA

Application No: 51/64733-00-002
School District: Los Angeles Unified

County: Los Angeles
School Name: Olive Vista Junior High

PROJECT DATA

Type of Project: Middle School

K-6:
7-8:
9-12:
Non-Severe:
Severe:

Application Filing Basis: District Wide

Number of Classrooms:

Master Acres: 18.1
Existing Acres: 18.6
Proposed Acres:
Recommended Acres: 18.1

Facility Hardship (a): Yes
Financial Hardship Requested: No
Alternative Education School: No
Addition to Existing Site: Yes

Core Facilities: Multi-Purpose/Kitchen

ADJUSTED GRANT DATA

Service Site	\$	1,402,580.00
Off-Site		34,385.00
Utilities		342,501.00
Fac. Hardship Other	6169 Sq. Ft.	1,172,110.00
Total State Share (50%)		2,951,576.00
District Share (50%)		2,951,576.00
Total Project Cost	\$	5,903,152.00

PROJECT FINANCING

State Share

This Project \$ 2,951,576.00

District Share

Cash Contribution 2,951,576.00

Financial Hardship

Total Project Cost \$ 5,903,152.00

HISTORY OF PROJECT COST AND APPORTIONMENT

	Fund Code	Proposition	Previously Authorized	Authorized This Action	Unfunded Approval This Action
State Share					
New Construction/Add. Grant	951-500	51	\$	\$ 2,951,576.00	\$ 2,951,576.00
District Share					
Cash Contribution				2,951,576.00	
Total			\$	5,903,152.00	2,951,576.00

Funding Source: Proposition 51 Bonds/2016-Nov.

Pursuant to the Board's action on March 11, 2009, this application has been approved and placed on the Unfunded List (Lack of AB 55 Loans). This approval does not constitute a guarantee or commitment of future State funding.

The District shall ensure that it is in compliance with all applicable laws, regulations and certifications it made

Based on the Board's action on June 5, 2017, this project is subject to the Grant Agreement submittal pursuant to School Facility Program Regulation Section 1859.90.4.

The District is responsible for ensuring that the project is compliant with Prevailing Wage Monitoring and/or Labor Compliance Program requirements at the time construction contracts are executed and/or construction commenced.

REPORT OF THE EXECUTIVE OFFICER
State Allocation Board Meeting, September 26, 2018

SCHOOL DISTRICT DATA

School District:LOS MOLINOS UNIFIED	County:.....TEHAMA
Application Number:..... 58/71571-00-002	School Name:.....VINA ELEMENTARY
Total District Enrollment:.....595	Project Grade Level:.....K-8
Financial Hardship:.....	YES

The District qualifies for financial hardship pursuant to SFP Regulation Section 1859.81(c)(4). The District has demonstrated it is financially unable to provide all or a part of the matching funds and is levying the developer fees or equal alternative revenue source justified by law. The District's total bonding capacity as of March 12, 2018 is \$5 million or less.

PURPOSE OF REPORT

Type of Request	State Allocation Board (Board) approval for placement on the Unfunded List (Lack of AB 55 Loans) for a School Facility Program (SFP) Facility Hardship rehabilitation project.
Total Project Cost	\$ 302,995.00
Cost to the State	\$ 276,430.29

DESCRIPTION

Description of Health and Safety Threat	A report by Anderson & Doig Structural Engineers, dated December 13, 2013, identified numerous conditions of damage and construction defects in the roof framing and floor framing due to water damage, wood decay, and termite damage in classroom, foyer, and administration areas of Vina Elementary School. Left unmitigated the building is at threat of collapse threatening the health and safety of the school's students and staff. The report provides that flooring and roofing, drainage, and ventilation repairs are necessary to mitigate the threat.
Scope of Project	The scope of this project includes installation of additional ventilation and drainage systems. Additional work includes the removal and replacement of flooring, roofing sheathing, blocking, joists, headers and seismic anchors.
Status of School Site	The site is currently being occupied. The District is planning to go to bid in the Fall of 2018 and anticipates a project completion in the Spring of 2019.

QUALIFYING CRITERIA

Government/State Level Concurrence	The Division of the State Architect provided written concurrence that supports the industry specialist's findings and recommended work to mitigate the health and safety threat.
Staff Supports the District's Request	Yes

QUALIFYING CRITERIA (cont.)

Site Visit Completed by Staff

Staff accepted detailed reports from an industry specialist and photographs in lieu of a site visit.

AUTHORITY

See Attachment A

RECOMMENDATIONS

1. Approve the District's request for an unfunded approval to mitigate the structural damage to the classroom, foyer, and administrative space at Vina Elementary School, pursuant to the SFP Regulation Section 1859.83(e) as shown on Attachment B.
2. Provide that the State portion of any and all project savings realized from the funding of this Facility Hardship Rehabilitation project must be returned to the State.

ATTACHMENT A

AUTHORITY

Education Code (EC) Section 17075.10(a) states:

A school district may apply for hardship assistance in cases of extraordinary circumstances. Extraordinary circumstances may include, but are not limited to, the need to repair, reconstruct, or replace the most vulnerable school facilities that are identified as a Category 2 building, as defined in the report submitted pursuant to Section 17317, determined by the department to pose an unacceptable risk of injury to its occupants in the event of a seismic event.

SFP Regulation Section 1859.82 states, "A district is eligible for facility hardship funding to repair, replace, or construct new classrooms and related facilities if the district demonstrates there is an unmet need for pupil housing or the condition of the facilities, or the lack of facilities, is a threat to the health and safety of the pupils."

SFP Regulation Section 1859.82(a)(1) provides for Facility Hardship grant funding when:

The facilities are needed to ensure the health and safety of the pupils if the district can demonstrate to the satisfaction of the Board that the health and safety of the pupils is at risk. Factors to be considered by the Board shall include the close proximity to a major freeway, airport, electrical facility, high power transmission lines, dam, pipeline, industrial facility, adverse air quality emission or other health and safety risks, including structural deficiencies required by the DSA to be repaired, seismic mitigation of the Most Vulnerable Category 2 Buildings as verified by the DSA, traffic safety or because the pupils reside in remote areas of the district and transportation to existing facilities is not possible or poses a health and safety risk.

SFP Regulation Section 1859.82(a)(1)(A)(1) states,

If the total cost to remain in the classroom or related facility is 50 percent or less than the Current Replacement Cost, the district may qualify for either grant below, as applicable:

- a. Modernization Excessive Cost Hardship Grant for Rehabilitation Costs pursuant to Section 1859.83(e), or
- b. A grant not to exceed 50 percent of the cost estimate that has been reviewed and approved by the OPSC and approved by the Board for seismic repair.

Regulation Section 1859.83(e) states:

Excessive Cost for rehabilitation of facilities the Board has determined are a health and safety risk to the pupils pursuant to Section 1859.82(a)(1) and the cost/benefit analysis to mitigate the problem and remain in the facility is less than 50 percent of the Current Replacement Cost of the facility. The cost/benefit analysis shall not include increased costs associated with high performance related costs or components, with the exception of those high performance components that were pre-existing in the classroom or related facility. If the district qualifies, the district is eligible for funding of Rehabilitation Costs as a modernization project. If the Approved Application is received on or before April 29, 2002, the grant amount provided is 80 percent of the amount of the cost estimate required in Section 1859.82(a)(1) that has been reviewed by the OPSC and approved by the Board. If the Approved Application is received after April 29, 2002, the grant amount provided is 60 percent of the amount of the cost estimate required in Section 1859.82(a)(1) that has been reviewed by the OPSC and approved by the Board. An additional grant may be provided for high performance incentive pursuant to Section 1859.77.4 provided that the high performance points attained are related to the scope of the Facility Hardship project. For any project funded in whole or in part from Proposition 47 or Proposition 55 for which the construction contract is awarded prior to January 1, 2012, the district may be eligible for the funding provided to initiate and enforce a LCP as prescribed in Section 1859.78.1(a). For any project for which the construction contract is awarded on January 1, 2012 through June 19, 2014, the grant may be adjusted in the manner prescribed in Section 1859.78.1(b) and subject to the limitations established in Section 1859.78.1(c).

SCHOOL DISTRICT DATA

Application No: 58/71571-00-002 County: Tehama
 School District: Los Molinos Unified School Name: Vina Elementary

PROJECT DATA

Type of Project: Elementary School Application Filing Basis: Site Specific
 Pupils Assigned Under 50 Yrs: K-6:
 7-8:
 9-12:
 Non-Severe:
 Severe:
 Financial Hardship Requested: Yes Recommended Acres:
 Alternative Education School: No Existing Acres:

ADJUSTED GRANT DATA

Rehabilitation	\$ 178,025.00
Project Assistance	3,772.00
Total State Share (60%)	181,797.00
District Share (40%)	121,198.00
Total Project Cost	<u>\$ 302,995.00</u>

PROJECT FINANCING

<u>State Share</u>	
This Project	\$ 181,797.00
<u>District Share</u>	
Cash Contribution	26,564.71
Financial Hardship	94,633.29
Total Project Cost	<u>\$ 302,995.00</u>

HISTORY OF PROJECT COST AND APPORTIONMENT

	Fund Code	Proposition	Previously Authorized	Authorized This Action	Unfunded Approval This Action
<u>State Share</u>					
Modernization/Additional Grant	951-570	51	\$	\$ 181,797.00	\$ 181,797.00
<u>District Share</u>					
Cash Contribution				26,564.71	
Financial Hardship	951-570	51		94,633.29	94,633.29
Total			\$	<u>\$ 302,995.00</u>	<u>\$ 276,430.29</u>

Funding Source: Proposition 51 Bonds/2016-Nov.

Pursuant to the Board's action on March 11, 2009, this application has been approved and placed on the Unfunded List (Lack of AB 55 Loans). This approval does not constitute a guarantee or commitment of future State funding.

Amounts shown for financial hardship assistance are subject to adjustment as a result of a review of the District's financial records pursuant to Regulation Section 1859.81(a) at the time of apportionment.

The District shall ensure that it is in compliance with all applicable laws, regulations and certifications it made on the program forms.

The District qualifies for financial hardship pursuant to SFP Regulation Section 1859.81(c)(4). The District has demonstrated it is financially unable to provide all or a part of the matching funds and is levying the developer fees or equal alternative revenue source justified by law. The District's total bonding capacity as of March 12, 2018 is \$5 million or less.

Based on the Board's action on June 5, 2017, this project is subject to the Grant Agreement submittal pursuant to School Facility Program Regulation Section 1859.90.4.

The District is responsible for ensuring that the project is compliant with Prevailing Wage Monitoring and/or Labor Compliance Program requirements at the time construction contracts are executed and/or construction commenced.

REPORT OF THE EXECUTIVE OFFICER
State Allocation Board Meeting, September 26, 2018

SCHOOL DISTRICT DATA

School District:SCOTIA UNION ELEMENTARY County:HUMBOLDT
 Application Number:..... 58/63024-00-006 School Name: MURPHY ELEMENTARY
 Total District Enrollment:..... 192 Project Grade Level: K-8
 Financial Hardship: YES

The District qualified for financial hardship pursuant to School Facility Program (SFP) Regulation Section 1859.81(c)(4). The District has demonstrated it is financially unable to provide all or part of the matching funds and is levying the developer fees or equal alternative revenue source justified by law. The District's total bonding capacity as of August 13, 2018 is \$5 million or less.

PURPOSE OF REPORT

Type of Request	State Allocation Board (Board) approval for placement on the Unfunded List (Lack of AB 55 Loans) for a School Facility Program (SFP) Facility Hardship Rehabilitation project.
Total Project Cost	\$2,160,810
Cost to the State	\$1,981,052

DESCRIPTION

Description of Health and Safety Threat	The gymnasium and pool building at Murphy Elementary in Scotia, California was originally constructed in 1959. The building originally relied on steam heat supplied from a nearby lumber mill, but in March 2012 the company that owned the mill shut off the steam supply, forcing the school to close the gymnasium due to lack of heat. According to the Humboldt County Department of Health and Human Services (HCDHHS), due to the cold, damp climate of Humboldt County for most of the school year, heat is necessary in Humboldt County to maintain a healthy environment for students.
Scope of Project	The scope of the project includes replacing the boiler system in the gymnasium and pool building as well as work required by the Division of the State Architect (DSA) to meet structural safety, fire and life safety, and accessibility standards.
Status of School Site	The gymnasium and pool building is currently closed. Mitigation work will begin when funding becomes available.

QUALIFYING CRITERIA

Government/State Level Concurrence	The District has obtained concurrence with the hazards reported and with the proposed minimum work for rehabilitation from the HCDHHS.
Staff Supports the District's Request	Yes.
Site Visit Completed by Staff	Yes.

AUTHORITY

See Attachment A.

RECOMMENDATIONS

1. Approve the District's request for placement on the Unfunded List (Lack of AB 55 Loans) for Facility Hardship rehabilitation funding for the gymnasium and pool building at Murphy Elementary, pursuant to SFP Regulation Section 1859.83(e), as provided on Attachment B.
2. Provide that the State portion of any and all project savings realized from the funding of this Facility Hardship Rehabilitation project must be returned to the State.

ATTACHMENT A

AUTHORITY

Education Code (EC) Section 17075.10(a) states:

A school district may apply for hardship assistance in cases of extraordinary circumstances. Extraordinary circumstances may include, but are not limited to, the need to repair, reconstruct, or replace the most vulnerable school facilities that are identified as a Category 2 building, as defined in the report submitted pursuant to Section 17317, determined by the department to pose an unacceptable risk of injury to its occupants in the event of a seismic event.

SFP Regulation Section 1859.81 states:

Except for Joint-Use Projects and Career Technical Education Facilities Projects, a district is eligible for financial hardship to fund all or a portion of its matching share requirement after demonstrating the requirements of (a), (c), and (d) below:

- (a) The district is financially unable to provide all necessary matching funds for an eligible project. To determine this, an analysis shall be made of the district's financial records by the OPSC including data and records maintained by the CDE and the County Office of Education....
- (b) From the funds deemed available as a matching contribution, the district may retain \$19,776 per classroom in each enrollment reporting period for the cost to provide interim housing for the currently unhoused pupils of the district....
- (c) The district has made all reasonable efforts to fund its matching share of the project by demonstrating it is levying the developer fee justified under law or an alternative revenue source equal to or greater than the developer fee otherwise justified under law at the time of request for hardship and the district meets at least one of the following:
 - (1) The current outstanding bonded indebtedness of the district issued for the purpose of constructing school facilities in accordance with Education Code Section 17072.35 or 17074.25 as appropriate, at the time of request for financial hardship status, is at least 60 percent of the district's total bonding capacity. Outstanding bonded indebtedness includes that part of general obligation bonds, Mello-Roos Bonds, School Facility Improvement District Bonds and certificates of participation which the district is paying a debt service that was issued for capital outlay school facility purposes.
 - (2) The district had a successful registered voter bond election for at least the maximum amount allowed under Proposition 39 within the previous two years from the date of request for financial hardship status. The proceeds from the bond election that represent the maximum amount allowed under the provisions of Proposition 39 must be used to fund the district's matching share requirement for SFP project(s).
 - (3) It is a County Superintendent of Schools.
 - (4) The district's total bonding capacity at the time of the request for financial hardship status is \$5 million or less.
 - (5) Other evidence of reasonable effort as approved by the SAB....

SFP Regulation Section 1859.82 states, "A district is eligible for facility hardship funding to repair, replace, or construct new classrooms and related facilities if the district demonstrates there is an unmet need for pupil housing or the condition of the facilities, or the lack of facilities, is a threat to the health and safety of the pupils."

SFP Regulation Section 1859.82(a)(1) provides for Facility Hardship grant funding when:

The facilities are needed to ensure the health and safety of the pupils if the district can demonstrate to the satisfaction of the Board that the health and safety of the pupils is at risk. Factors to be considered by the Board shall include the close proximity to a major freeway, airport, electrical facility, high power transmission lines, dam, pipeline, industrial facility, adverse air quality emission or other health and safety risks, including structural deficiencies required by the DSA to be repaired, seismic mitigation of the Most Vulnerable Category 2 Buildings as verified by the DSA, traffic safety or because the pupils reside in remote areas of the district and transportation to existing facilities is not possible or poses a health and safety risk.

ATTACHMENT A

AUTHORITY (cont.)

SFP Regulation Section 1859.82(a)(1)(A) states:

If the request is for replacement facilities, a cost/benefit analysis must be prepared by the district and submitted to the OPSC that indicates the total costs to remain in the classroom or related facility and mitigate the problem is at least 50 percent of the Current Replacement Cost of the classroom or related facility. The cost/benefit analysis may include applicable site development costs as outlined in Section 1859.76. The cost/benefit analysis shall not include increased costs associated with high performance related costs or components, with the exception of those high performance components that were pre-existing in the classroom or related facility. If the cost to remain in the classroom or related facility is less than 50 percent of the Current Replacement Cost, the district may qualify for either grant below, as applicable:

1. Modernization Excessive Cost Hardship Grant for Rehabilitation Costs pursuant to Section 1859.83(e),
or
2. A grant not to exceed 50 percent of the cost estimate that has been reviewed and approved by the OPSC and approved by the board for seismic rehabilitation.

SFP Regulation Section 1859.83(e) provides for:

Excessive Cost for rehabilitation of facilities the Board has determined are a health and safety risk to the pupils pursuant to Section 1859.82(a)(1) and the cost/benefit analysis to mitigate the problem and remain in the facility is less than 50 percent of the Current Replacement Cost of the facility. The cost/benefit analysis shall not include increased costs associated with high performance related costs or components, with the exception of those high performance components that were pre-existing in the classroom or related facility. If the district qualifies, the district is eligible for funding of Rehabilitation Costs as a modernization project. If the Approved Application is received after April 29, 2002, the grant amount provided is 60 percent of the amount of the cost estimate required in Section 1859.82(a)(1) that has been reviewed by the OPSC and approved by the Board. An additional grant may be provided for high performance incentive pursuant to Section 1859.77.4 provided that the high performance points attained are related to the scope of the Facility Hardship project. For any project funded in whole or in part from Proposition 47 or Proposition 55 for which the construction contract is awarded prior to January 1, 2012, the district may be eligible for the funding provided to initiate and enforce a LCP as prescribed in Section 1859.78.1(a). For any project for which the construction contract is awarded on or after January 1, 2012 the grant may be adjusted in the manner prescribed in Section 1859.78.1(b) and subject to the limitations established in Section 1859.78.1(c).

SCHOOL DISTRICT DATA

Application No: 58/63024-00-006 County: Humboldt
 School District: Scotia Union Elementary School Name: Murphy (Stanwood A.) Elementary

PROJECT DATA

Type of Project: Elementary School Application Filing Basis: Site Specific
 Pupils Assigned Under 50 Yrs: K-6:
 7-8:
 9-12:
 Non-Severe:
 Severe:
 Financial Hardship Requested: Yes Recommended Acres: 8.30
 Alternative Education School: No Existing Acres: 5.34

ADJUSTED GRANT DATA

Rehabilitation	\$ 1,292,714.00
Project Assistance	3,772.00
Total State Share (60%)	1,296,486.00
District Share (40%)	864,324.00
Total Project Cost	<u>\$ 2,160,810.00</u>

PROJECT FINANCING

<u>State Share</u>	
This Project	\$ 1,296,486.00
<u>District Share</u>	
Cash Contribution	179,758.00
Financial Hardship	684,566.00
Total Project Cost	<u>\$ 2,160,810.00</u>

HISTORY OF PROJECT COST AND APPORTIONMENT

	Fund Code	Proposition	Previously Authorized	Authorized This Action	Unfunded Approval This Action
<u>State Share</u>					
Modernization/Additional Grant	951-570	51	\$	\$ 1,296,486.00	\$ 1,296,486.00
<u>District Share</u>					
Cash Contribution				179,758.00	
Financial Hardship	951-570	51		684,566.00	684,566.00
Total			\$	<u>\$ 2,160,810.00</u>	<u>\$ 1,981,052.00</u>

Funding Source: Proposition 51 Bonds/2016-Nov.

Pursuant to the Board's action on March 11, 2009, this application has been approved and placed on the Unfunded List (Lack of AB 55 Loans). This approval does not constitute a guarantee or commitment of future State funding.

Amounts shown for financial hardship assistance are subject to adjustment as a result of a review of the District's financial records pursuant to Regulation Section 1859.81(a) at the time of apportionment.

The District shall ensure that it is in compliance with all applicable laws, regulations and certifications it made on the program forms.

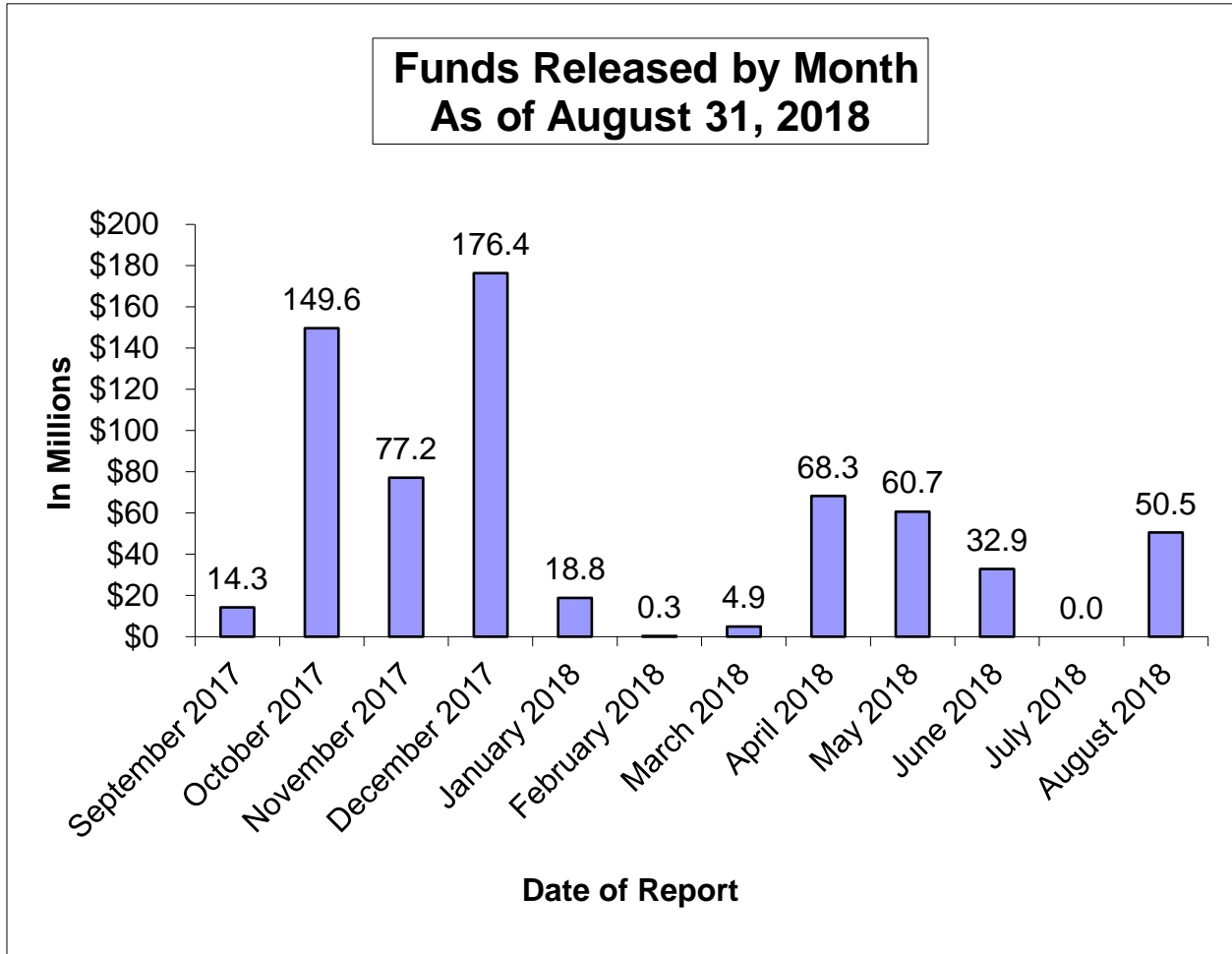
The District qualifies for financial hardship pursuant to SFP Regulation Section 1859.81(c)(4). The District has demonstrated it is financially unable to provide all or a part of the matching funds and is levying the developer fees or equal alternative revenue source justified by law. The District's total bonding capacity as of August 13, 2018 is \$5 million or less.

Based on the Board's action on June 5, 2017, this project is subject to the Grant Agreement submittal pursuant to School Facility Program Regulation Section 1859.90.4.

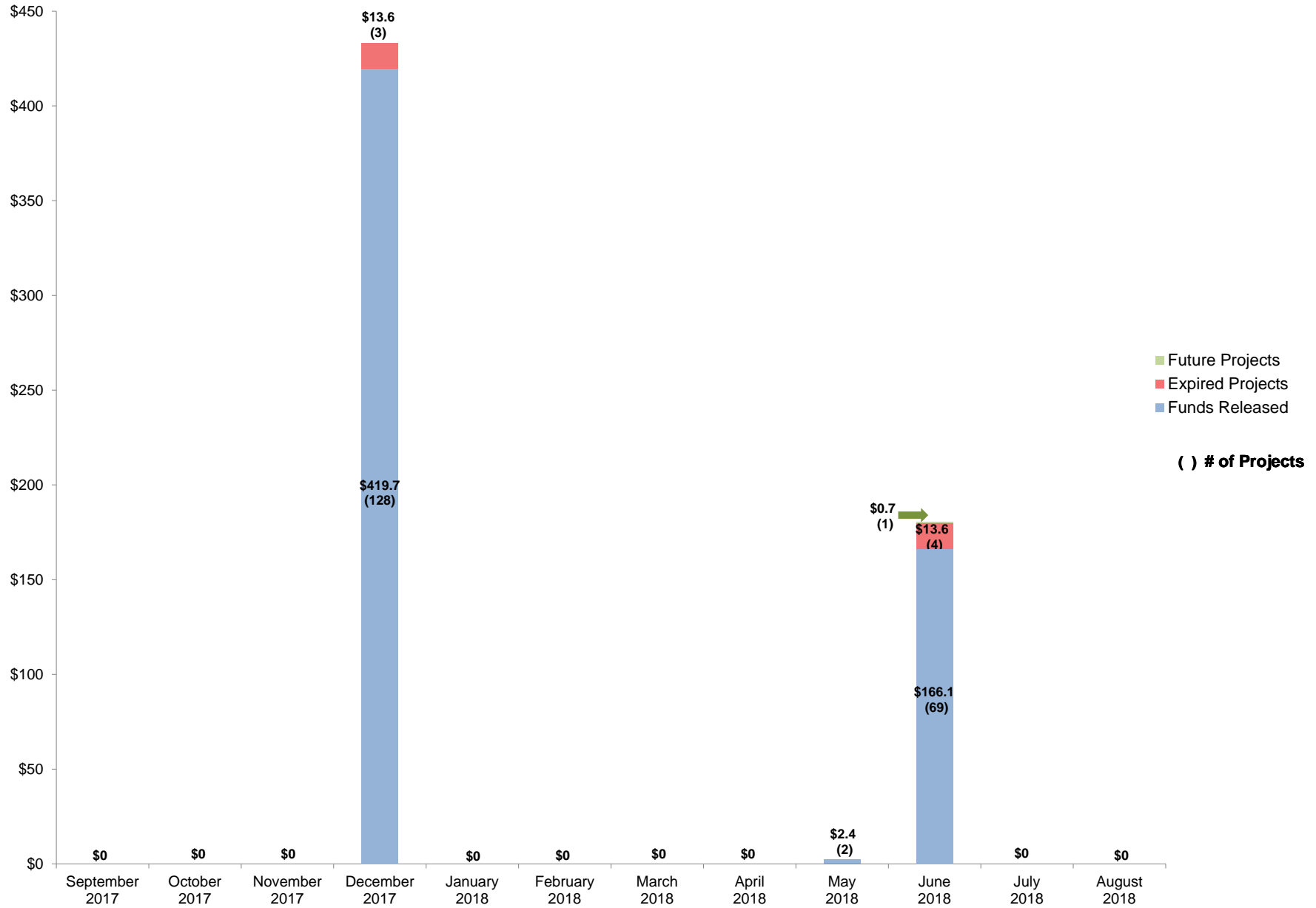
The District is responsible for ensuring that the project is compliant with Prevailing Wage Monitoring and/or Labor Compliance Program requirements at the time construction contracts are executed and/or construction commenced.

REPORT OF THE EXECUTIVE OFFICER
State Allocation Board Meeting, September 26, 2018

STATUS OF FUND RELEASES



**Status of School Facility Program Apportionments Set to Expire
due to Time Limit on Fund Release, as of August 15, 2018 SAB
(in millions of dollars)**



*There are 5 projects (51/62901-00-006, 51/62901-00-010, 51/62901-00-012, 50/62901-00-013, and 51/62901-00-014) for \$23.7 million that were apportioned at the 12/6/2017 SAB; the TLOFR date is 6/6/2019.
 *There is 1 project (51/71662-00-001) for \$12.8 million that was apportioned at the 04/25/2018 SAB ; the TLOFR date is 09/25/2019
 *There is 1 project (51/75028-00-001) for \$10.3 million that was apportioned at the 05/23/2018 SAB; the TLOFR date is 10/23/2019
 These projects will be added to the TLOFR chart at a later date.

SCHOOL FACILITY PROGRAM

Available Funds (in Millions) As of September 26, 2018

Program	Original Bond Allocation	Remaining Bond Authority as of August 15, 2018	Estimated Approvals for September 26, 2018	Special Items/PIF	Remaining Bond Authority as of September 26, 2018 (excludes Unfunded Approvals)	Accumulated Unfunded Approvals as of August 15, 2018	Estimated Unfunded Approvals for September 26, 2018	Special Items/PIF	Remaining Bond Authority as of September 26, 2018 (includes Unfunded Approvals)
Prop. 51 - \$7 Billion - November 2016									
New Construction	\$3,000.0	\$2,684.3	\$0.7		\$2,685.0	-\$117.8	-\$32.6		\$2,534.6
Modernization	3,000.0	2,748.1			2,748.1	-146.0	-12.4		2,589.7
Career Technical Education	500.0	500.0			500.0	-122.4	-2.0		375.6
Charter School	500.0	487.5			487.5	-479.9			7.6
SUBTOTAL	\$7,000.0	\$6,419.9	\$0.7	\$0.0	\$6,420.6 ^A	-\$866.1	-\$47.0	\$0.0	\$5,507.5
Prop. 1D - \$7.3 Billion - November 2006									
New Construction	\$1,900.0	\$10.1	\$0.8		\$10.9				\$10.9 ^F
Seismic Repair		7.6			7.6	-\$6.9			0.7 ^F
Modernization	3,300.0	11.4 ^G			11.4	-3.9			7.5 ^F
Career Technical Education	500.0	11.4	0.1		11.5				11.5 ^F
High Performance Schools	100.0	0.4			0.4				0.4
Overcrowding Relief	1,000.0	9.0			9.0				9.0
Charter School	500.0	166.3 ^G			166.3	-113.9			52.4 ^F
Joint Use	57.5 ^B	0.0			0.0				0.0
SUBTOTAL	\$7,357.5	\$216.2	\$0.9	\$0.0	\$217.1 ^A	-\$124.7	\$0.0	\$0.0	\$92.4
Prop. 55 - \$10 Billion - March 2004									
New Construction	\$4,965.8 ^C	\$4.4 ^D			\$4.4	-\$1.2			\$3.2 ^F
Modernization	2,250.0	9.0 ^G			9.0	-8.3			0.7
Critically Overcrowded Schools	2,440.0	0.2			0.2	-0.2			0.0
Charter School	300.0	23.6			23.6	-20.5			3.1 ^F
Joint Use	66.7 ^E	0.0			0.0				0.0
SUBTOTAL	\$10,022.5	\$37.2	\$0.0	\$0.0	\$37.2 ^A	-\$30.2	\$0.0	\$0.0	\$7.0
TOTAL PAGE 1	\$24,380.0	\$6,673.3	\$1.6	\$0.0	\$6,674.9	-\$1,021.0	-\$47.0	\$0.0	\$5,606.9

A Balance of bonding authority excludes unfunded approvals.

B The original bond allocation of \$29 million augmented by \$21 million from Prior Bond Funds to Joint Use at the 06/27/07 SAB meeting and \$7.5 million at the 7/23/08 SAB meeting pursuant to Assembly Bill 127, Chapter 35, Statutes of 2006 (Perata/Nunez).

C The original bond allocation of \$4,960,000,000 augmented by \$5,831,911 from Prior Bonds at the 10/6/2010 SAB meeting.

D It includes the transfer of Critically Overcrowded School Facilities Program Funds to New Construction (transfers in Prop. 55 includes: \$268.8 million approved at the 1/25/2006 SAB meeting, \$318.3 million approved at the 9/23/2009 SAB meeting, \$225 million approved at the 8/4/2010 SAB meeting, \$211.7 million approved at the 12/15/2010 SAB meeting, \$145 million at the 4/25/2012 SAB meeting, \$30.4 million after the 3/20/2013 SAB meeting, and \$32,297 after the 3/26/2014 SAB meeting per SFP Regulation Sections 1859.154 (c)).

E Original bond allocation of \$50,000,000 augmented by \$15,547,233 from the State School Building Aid Fund at the 2/28/2007 SAB meeting and by \$1,232,224 from Prior Bonds at the 10/6/2010 SAB meeting.

F Total authority is not available at this time. There are outstanding accounts receivables of \$2,553,433 for New Construction, \$278 for modernization, \$3,566,010 for Charter, and \$121,793 for CTE in Proposition 1D; \$1,228,348 for New Construction and \$1,064,329 for Charter in Proposition 55.

G Remaining bond authority balance reflects FY 15/16 Budget Act reversion.

SCHOOL FACILITY PROGRAM

Available Funds (in Millions) As of September 26, 2018

Program	Original Bond Allocation	Remaining Bond Authority as of August 15, 2018	Estimated Approvals for September 26, 2018	Special Items/PIF	Remaining Bond Authority as of September 26, 2018 (excludes Unfunded Approvals)	Accumulated Unfunded Approvals as of August 15, 2018	Estimated Unfunded Approvals for September 26, 2018	Special Items/PIF	Remaining Bond Authority as of September 26, 2018 (includes Unfunded Approvals)
Prop. 47 - \$11.4 Billion - November 2002									
New Construction	\$6,250.0	\$16.6 ^B	-\$0.7		\$15.9	-\$13.3			\$2.6 ^C
Modernization	3,300.0	0.2			0.2				0.2 ^C
Critically Overcrowded Schools	1,700.0	0.0			0.0				0.0
Charter School	100.0	4.2			4.2	-4.0			0.2
Joint Use	50.0	0.0			0.0				0.0
SUBTOTAL	\$11,400.0	\$21.0	-\$0.7	\$0.0	\$20.3 ^A	-\$17.3	\$0.0	\$0.0	\$3.0
Prop. 1A - \$6.7 Billion - November 1998									
New Construction	\$2,900.0	\$11.7			\$11.7	-\$11.6			\$0.1
Modernization	2,100.0	0.0			0.0				0.0
Hardship	1,000.0	0.4			0.4				0.4
Class Size Reduction	700.0	0.0			0.0				0.0
SUBTOTAL	\$6,700.0	\$12.1	\$0.0	\$0.0	\$12.1 ^A	-\$11.6	\$0.0	\$0.0	\$0.5
TOTAL PAGE 2	\$18,100.0	\$33.1	-\$0.7	\$0.0	\$32.4	-\$28.9	\$0.0	\$0.0	\$3.5
TOTAL FROM PAGE 1	\$24,380.0	\$6,673.3	\$1.6	\$0.0	\$6,674.9	-\$1,021.0	-\$47.0	\$0.0	\$5,606.9
GRAND TOTAL	\$42,480.0	\$6,706.4	\$0.9	\$0.0	\$6,707.3	-\$1,049.9	-\$47.0	\$0.0	\$5,610.4

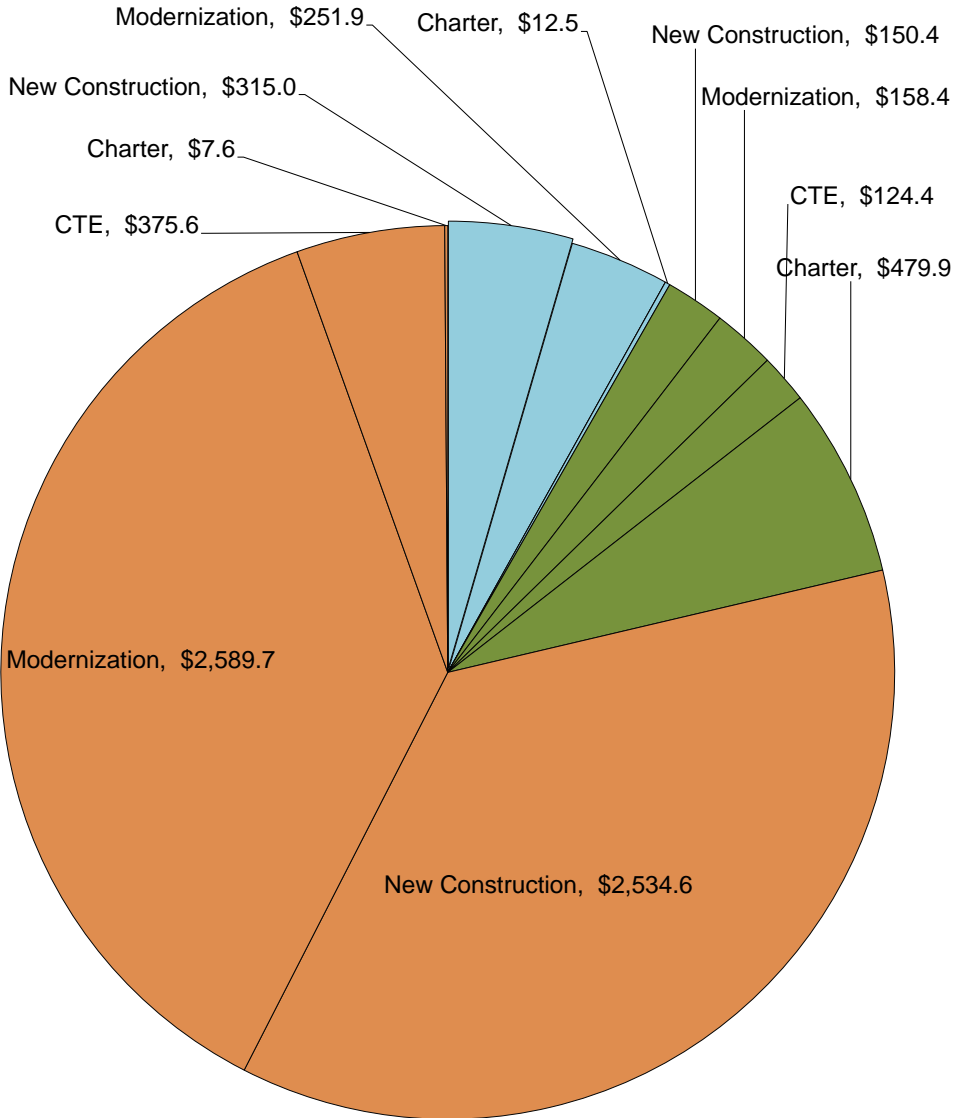
^A Balance of bonding authority excludes unfunded approvals.

^B It includes the transfer of Critically Overcrowded School Facilities Program Funds to New Construction (transfer in Prop. 47 includes: \$700 million approved at the 3/25/2009 SAB meeting, \$68.1 million approved at the 9/23/2009 SAB meeting, and \$58,644 after the 3/26/2014 SAB meeting per SFP Regulation Section 1859.154 (c)).

^C Total authority is not available at this time. There are outstanding account receivables of \$2,457,185 for new construction and \$25,226 for modernization in Proposition 47

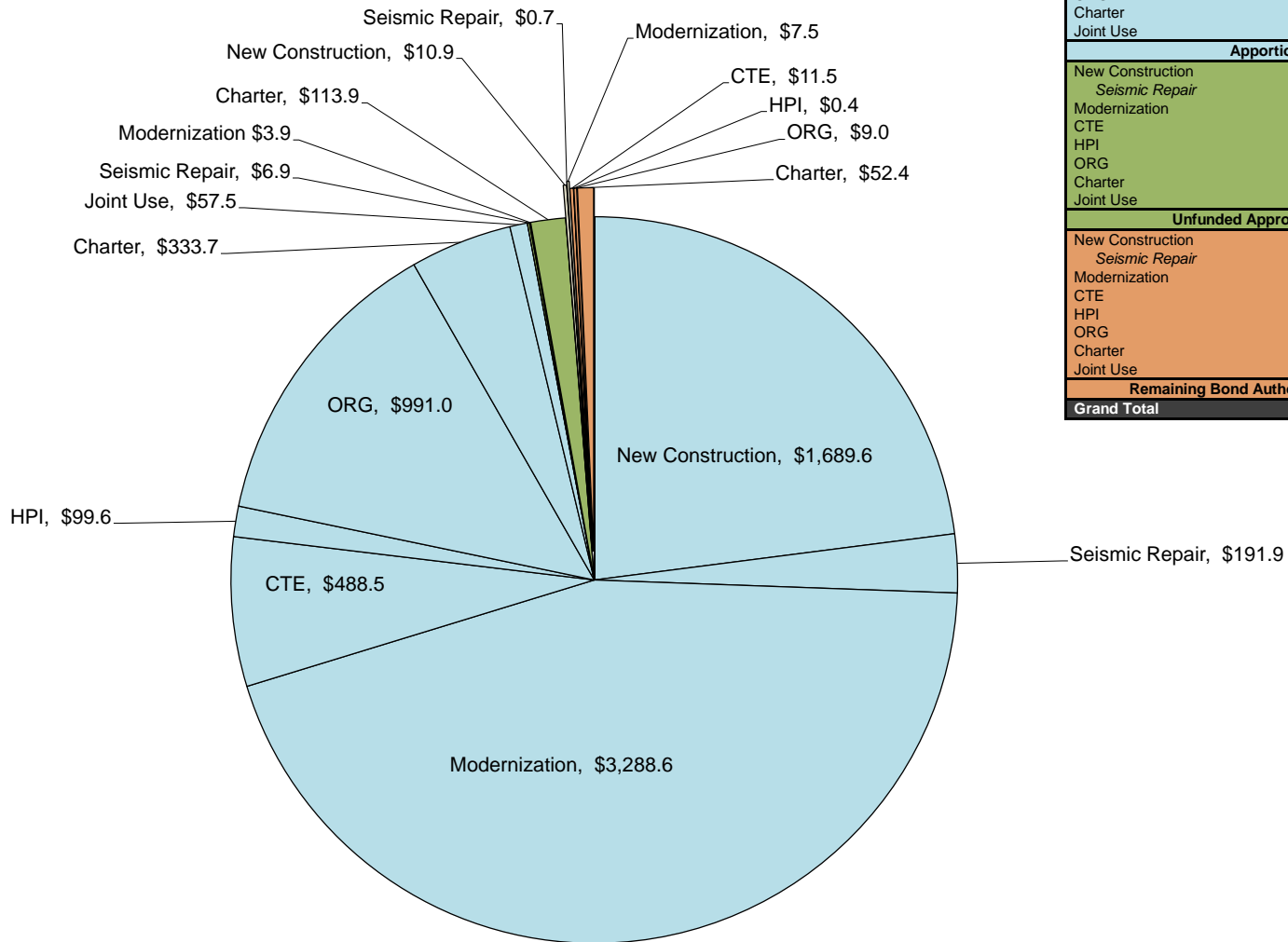
Proposition 51 Bond Authority - \$7.000 billion

(in millions of dollars)



Proposition 51 Totals		
New Construction	\$	315.0
Modernization	\$	251.9
CTE	\$	-
Charter	\$	12.5
Apportioned	\$	579.4
		8.3%
New Construction	\$	150.4
Modernization	\$	158.4
CTE	\$	124.4
Charter	\$	479.9
Unfunded Approvals	\$	913.1
		13.0%
New Construction	\$	2,534.6
Modernization	\$	2,589.7
CTE	\$	375.6
Charter	\$	7.6
Remaining Bond Authority	\$	5,507.5
		78.7%
Grand Total	\$	7,000
		100.0%

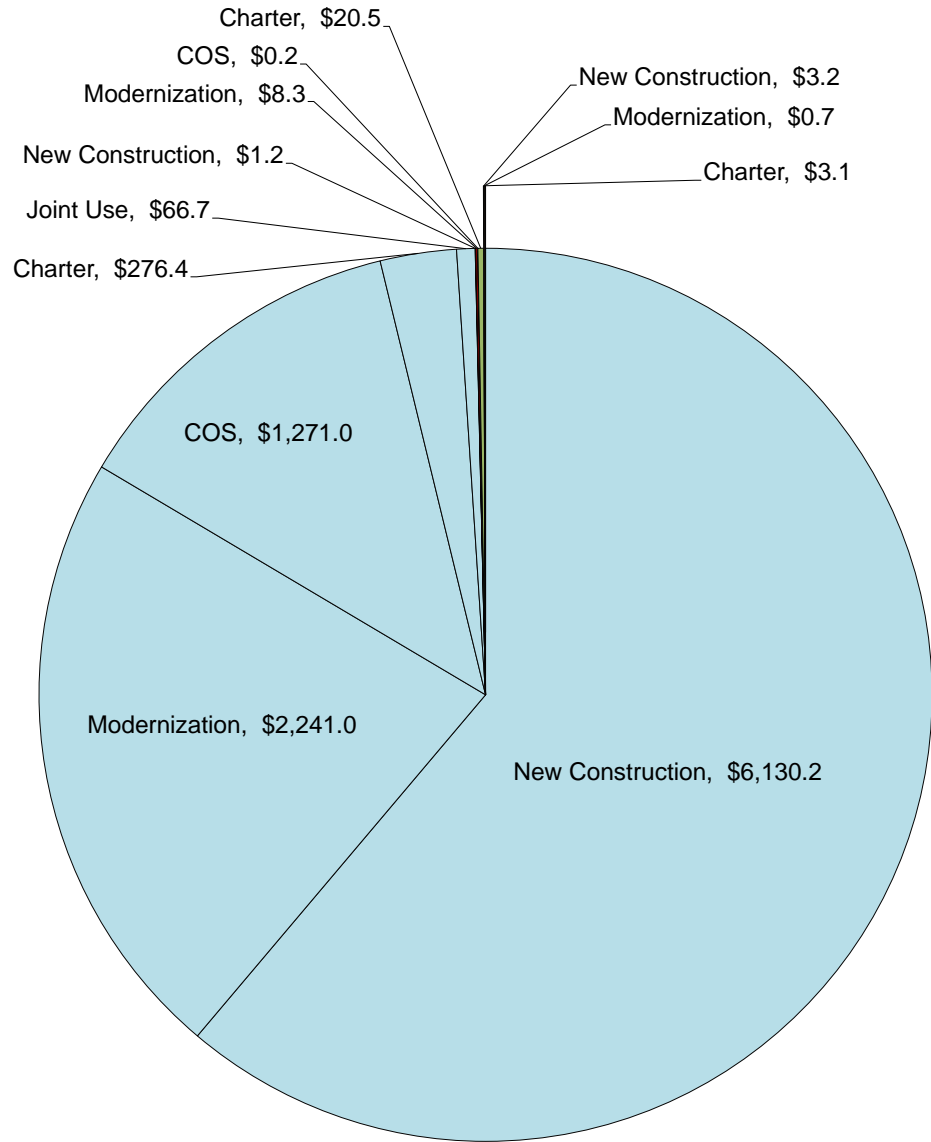
Proposition 1D Bond Authority - \$7.358 billion (in millions of dollars)



Proposition 1D Totals		
New Construction	\$	1,689.6
<i>Seismic Repair</i>	\$	191.9
Modernization	\$	3,288.6
CTE	\$	488.5
HPI	\$	99.6
ORG	\$	991.0
Charter	\$	333.7
Joint Use	\$	57.5
Apportioned	\$	7,140.4
		97.0%
New Construction	\$	-
<i>Seismic Repair</i>	\$	6.9
Modernization	\$	3.9
CTE	\$	-
HPI	\$	-
ORG	\$	-
Charter	\$	113.9
Joint Use	\$	-
Unfunded Approvals	\$	124.7
		1.7%
New Construction	\$	10.9
<i>Seismic Repair</i>	\$	0.7
Modernization	\$	7.5
CTE	\$	11.5
HPI	\$	0.4
ORG	\$	9.0
Charter	\$	52.4
Joint Use	\$	-
Remaining Bond Authority	\$	92.4
		1.3%
Grand Total	\$	7,358
		100.0%

Proposition 55 Bond Authority - \$10.023 billion

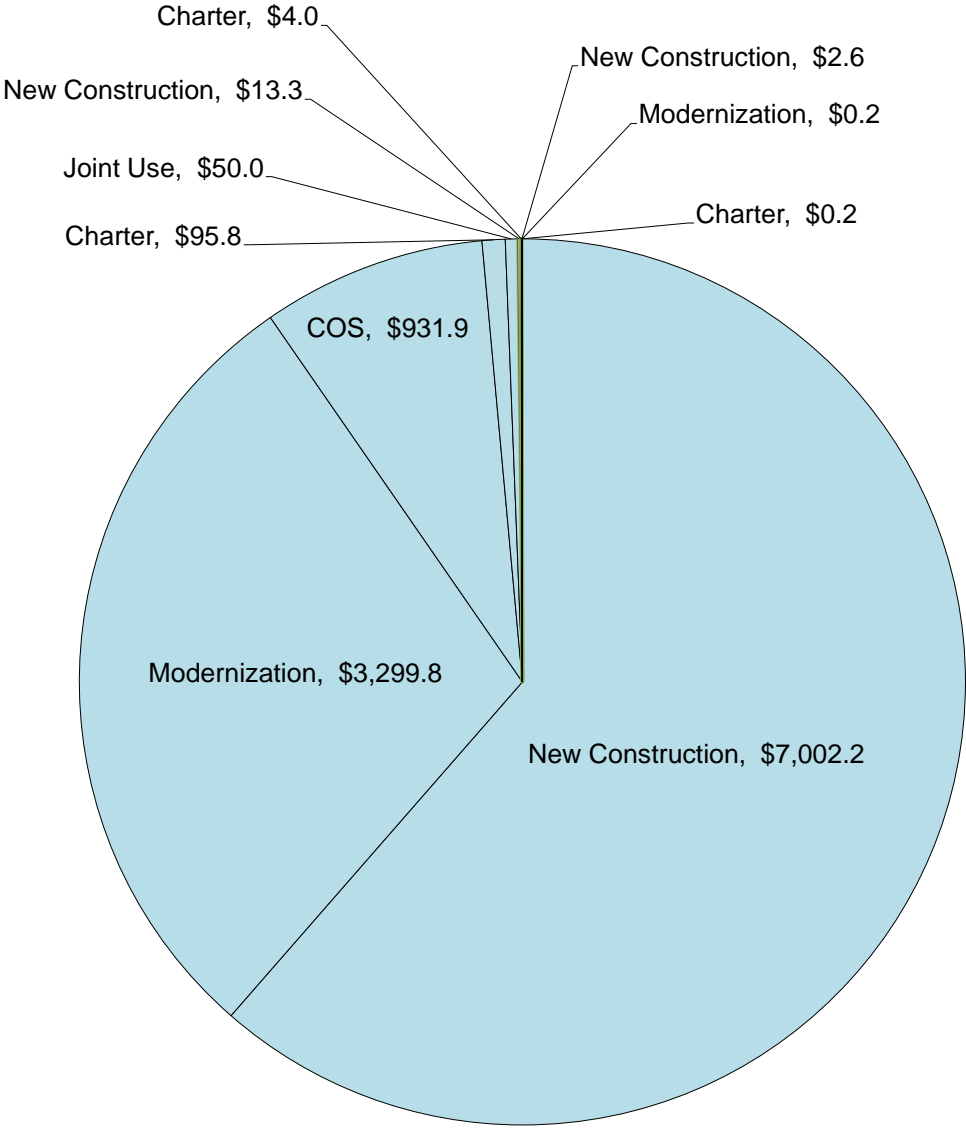
(in millions of dollars)



Proposition 55 Totals		
New Construction	\$ 6,130.2	
Modernization	\$ 2,241.0	
COS	\$ 1,271.0	
Charter	\$ 276.4	
Joint Use	\$ 66.7	
Apportioned	\$ 9,985.3	99.6%
New Construction	\$ 1.2	
Modernization	\$ 8.3	
COS	\$ 0.2	
Charter	\$ 20.5	
Joint Use	\$ -	
Unfunded Approvals	\$ 30.2	0.3%
New Construction	\$ 3.2	
Modernization	\$ 0.7	
COS	\$ -	
Charter	\$ 3.1	
Joint Use	\$ -	
Remaining Bond Authority	\$ 7.0	0.1%
Grand Total	\$ 10,023	100.0%

Proposition 47 Bond Authority - \$11.400 billion

(in millions of dollars)

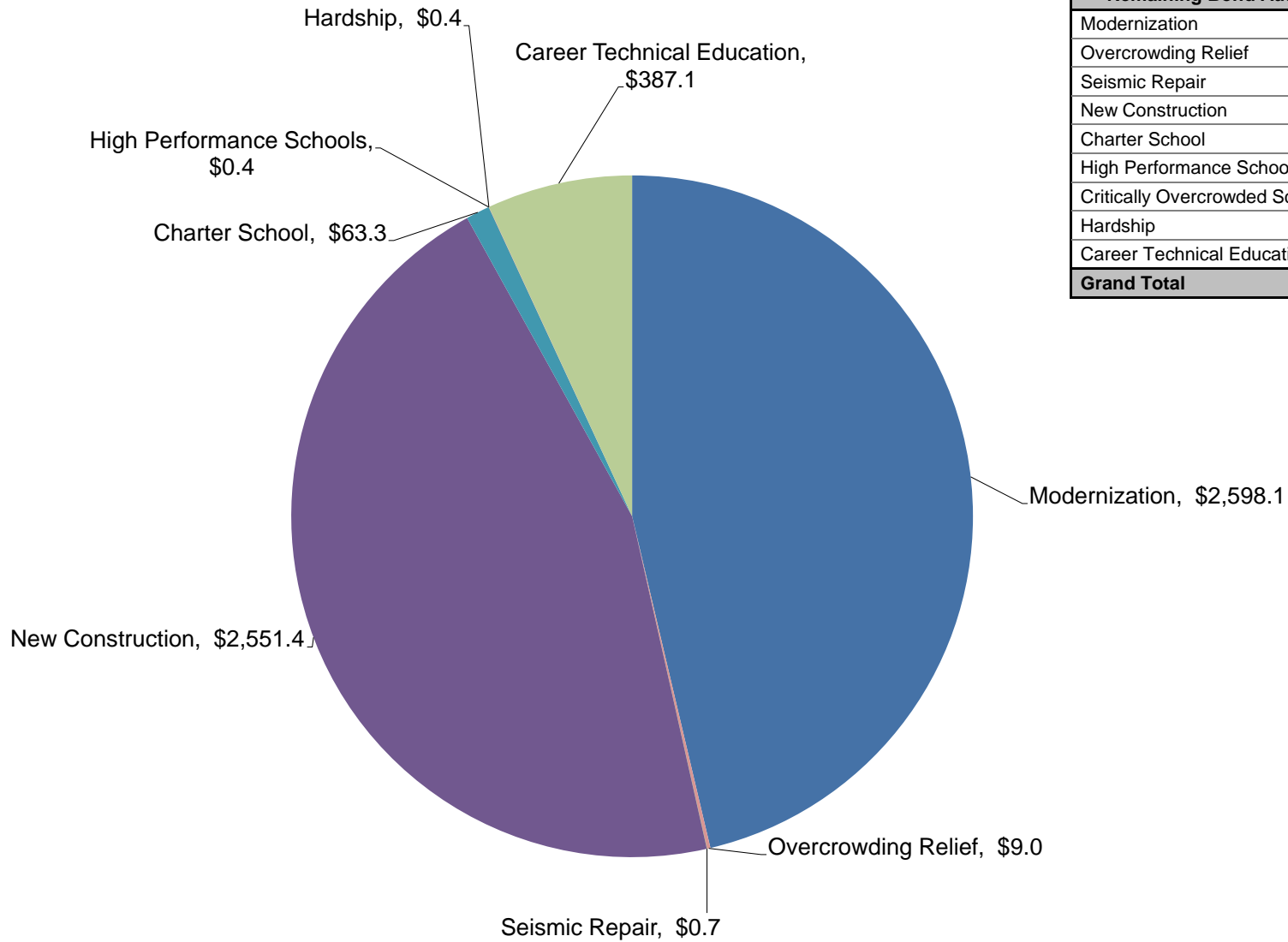


Proposition 47 Totals		
New Construction	\$ 7,002.2	
Modernization	\$ 3,299.8	
COS	\$ 931.9	
Charter	\$ 95.8	
Joint Use	\$ 50.0	
Apportioned	\$ 11,379.7	99.8%
New Construction	\$ 13.3	
Modernization	\$ -	
COS	\$ -	
Charter	\$ 4.0	
Joint Use	\$ -	
Unfunded Approvals	\$ 17.3	0.2%
New Construction	\$ 2.6	
Modernization	\$ 0.2	
COS	\$ -	
Charter	\$ 0.2	
Joint Use	\$ -	
Remaining Bond Authority	\$ 3.0	0.0%
Grand Total	\$ 11,400	100.0%

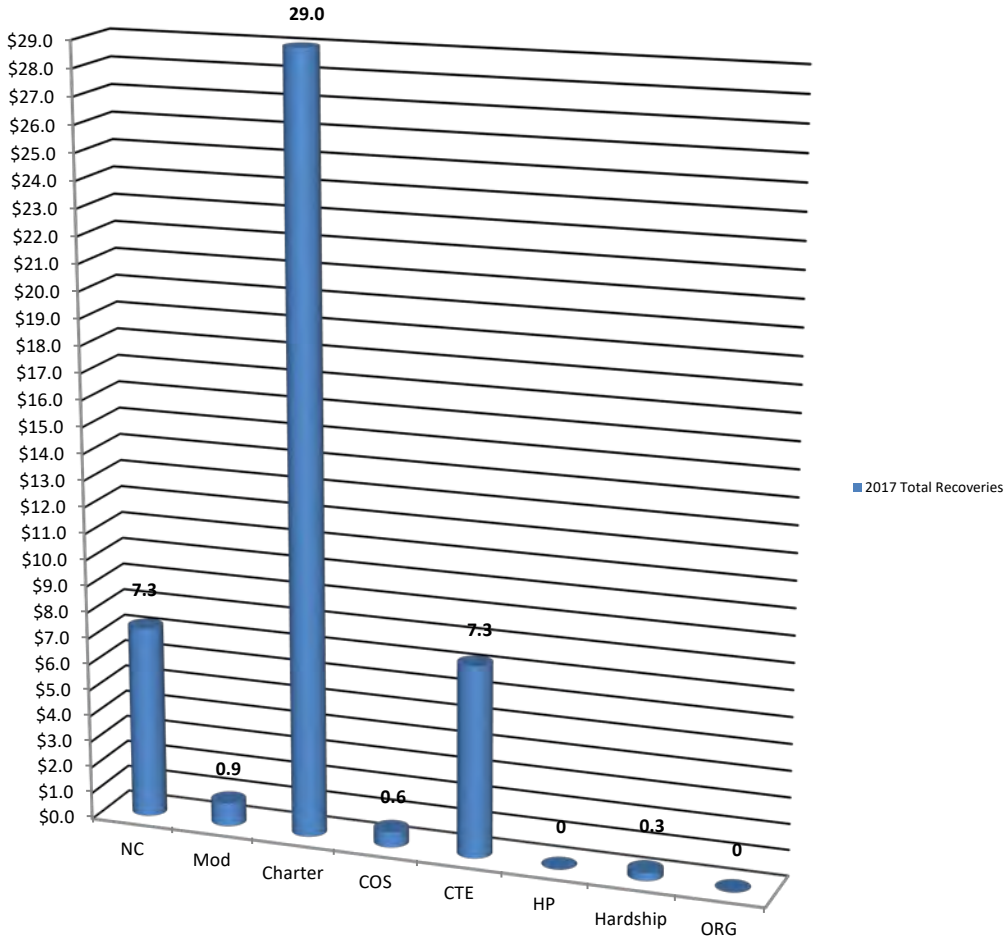
Remaining Bond Authority - \$5,610.40 million

(by program, in millions)
As of September 26, 2018 SAB

Remaining Bond Authority (in millions)	
Modernization	\$ 2,598.1
Overcrowding Relief	\$ 9.0
Seismic Repair	\$ 0.7
New Construction	\$ 2,551.4
Charter School	\$ 63.3
High Performance Schools	\$ 0.4
Critically Overcrowded Schools	\$ -
Hardship	\$ 0.4
Career Technical Education	\$ 387.1
Grand Total	\$ 5,610.4



Fund Recoveries* – 2017
(Totals represented in millions of dollars)

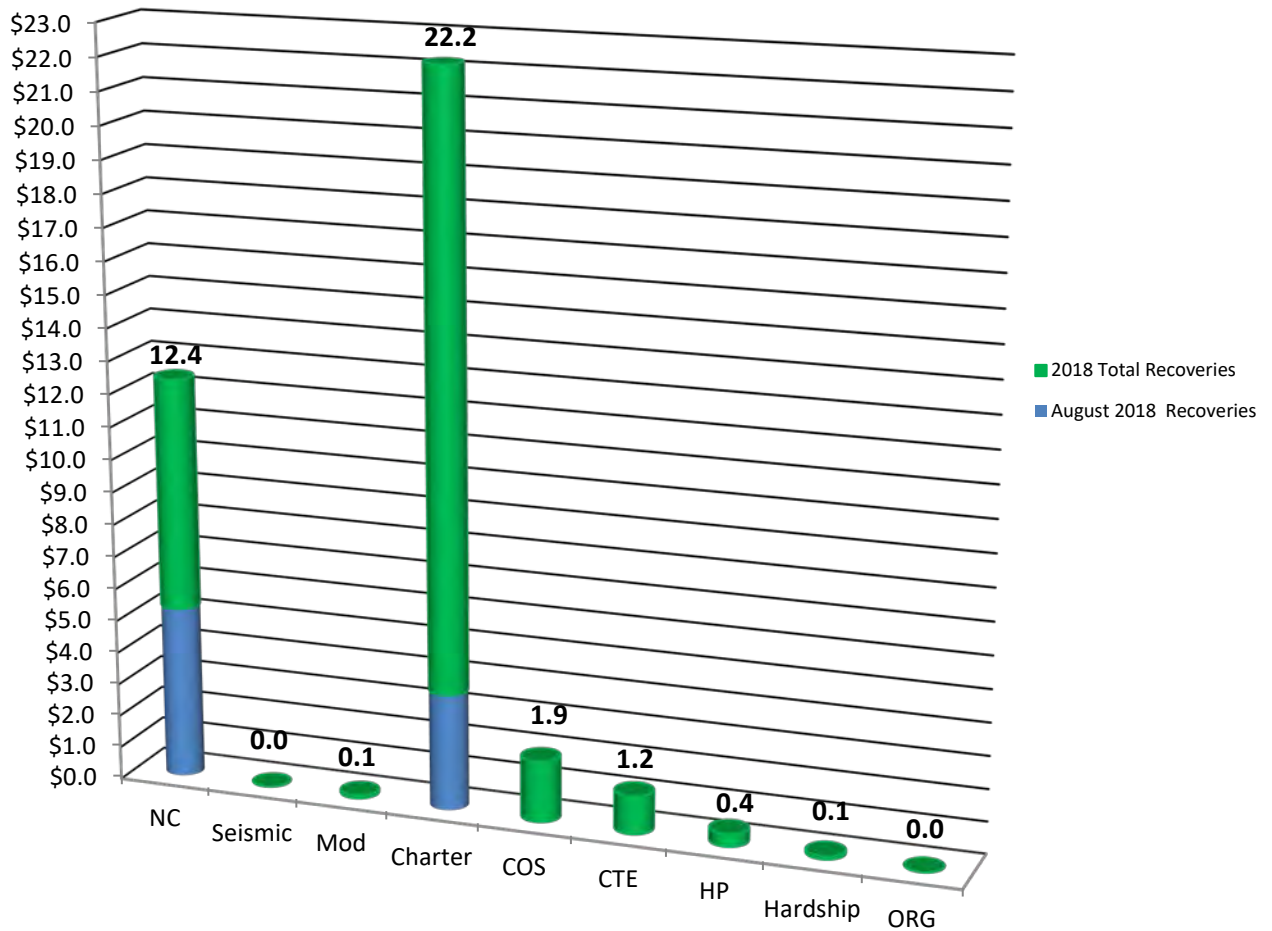


	2017 Totals**
NC	\$7,255,771
Modernization	\$923,279
Charter	\$28,973,242
COS	\$556,835
CTE	\$7,347,780
HP	\$0
Hardship	\$251,798
ORG	\$702
Total	\$45,309,407

*Includes bond proceeds returned (authority may not be available) to the program through reductions to cost incurred, close-outs, loan repayments, rescissions and special education local plan area transfers.

** 2017 Totals does not reflect any reallocation of authority. For current availability of bond authority, see Status of Funds.

Fund Recoveries* – as of August 31, 2018
(Totals represented in millions of dollars)



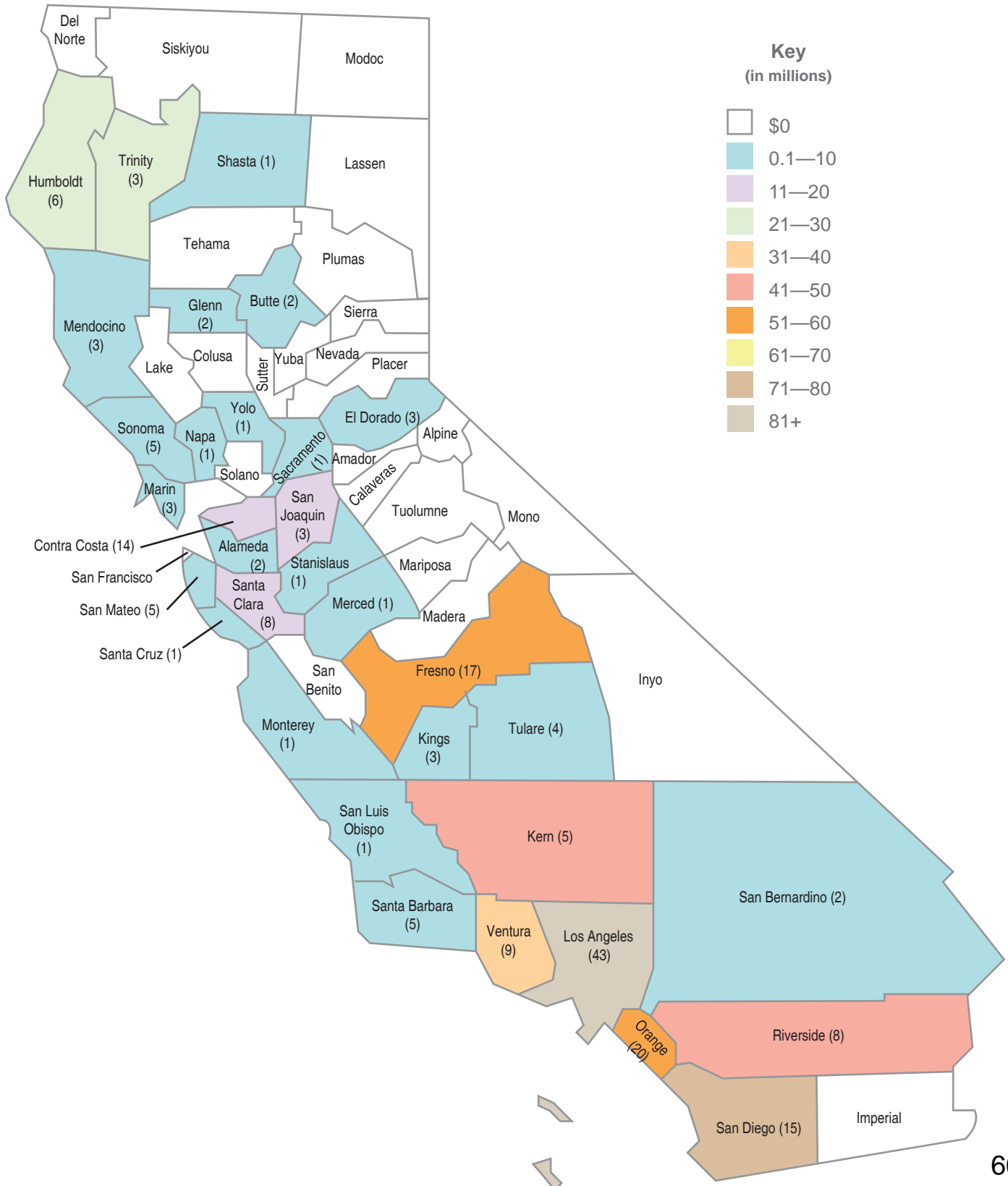
August 2018	1A	47	55	1D	51	August Totals	2018 Totals**
NC	\$0	\$2,457,185	\$1,003,348	\$1,809,395	\$0	\$5,269,928	\$12,351,344
<i>Seismic</i>	\$0	\$0	\$0	\$0	\$0	\$0	\$0
Modernization	\$0	\$0	\$0	\$0	\$0	\$0	\$88,262
Charter	\$0	\$0	\$59,521	\$3,566,010	\$0	\$3,625,531	\$22,247,096
COS	\$0	\$0	\$0	\$0	\$0	\$0	\$1,922,080
CTE	\$0	\$0	\$0	\$7,739	\$0	\$7,739	\$1,230,298
HP	\$0	\$0	\$0	\$0	\$0	\$0	\$358,288
Hardship	\$0	\$0	\$0	\$0	\$0	\$0	\$132,284
ORG	\$0	\$0	\$0	\$0	\$0	\$0	\$0
Total						\$8,903,198	\$38,329,652

*Includes bond proceeds returned (authority may not be available) to the program through reductions to cost incurred, close-outs, loan repayments, rescissions and special education local plan area transfers.

** 2018 Totals does not reflect any reallocation of authority. For current availability of bond authority, see Status of Funds.

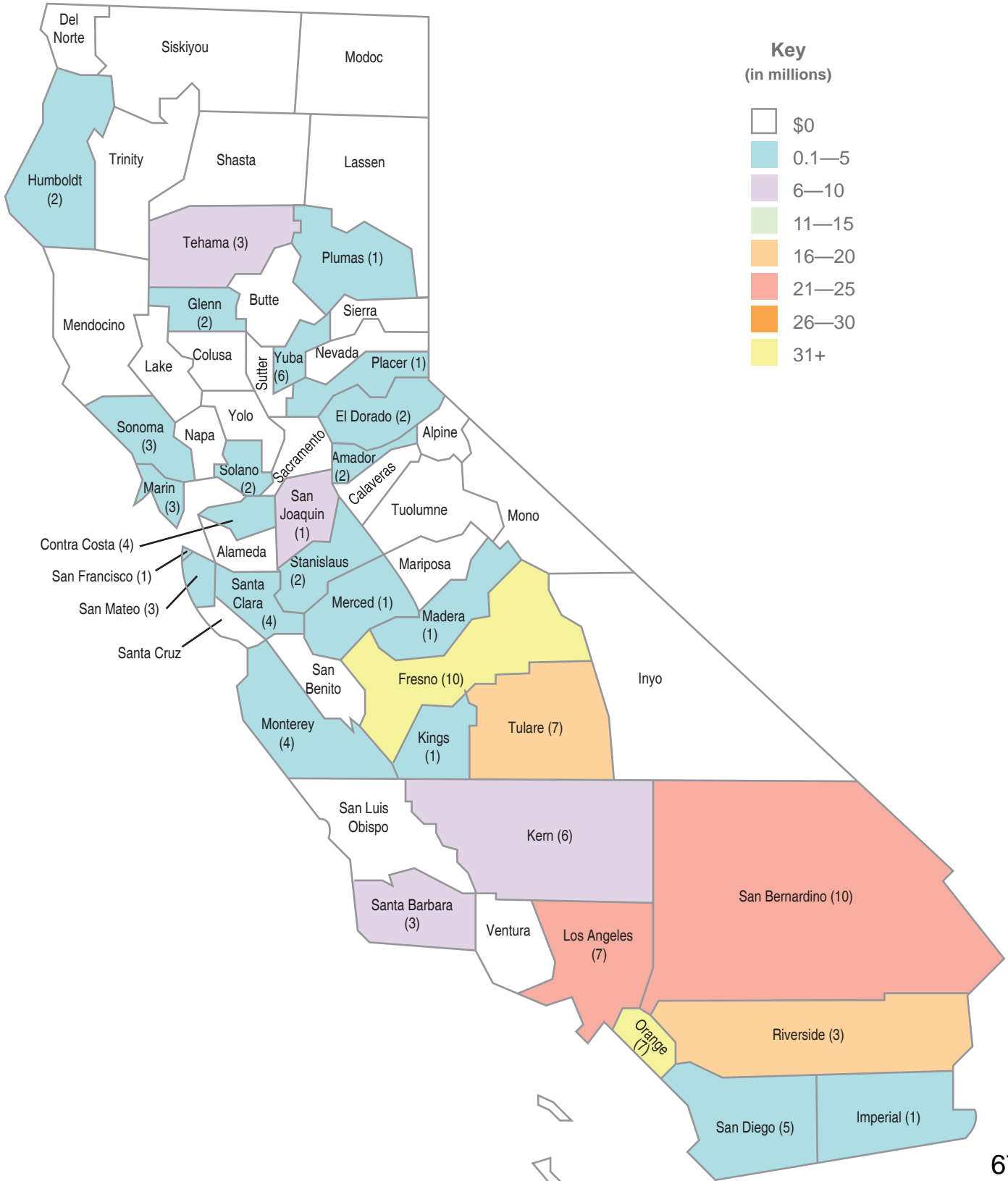
School Facility Program Proposition 51 Apportionments by County

The graphic below displays the amount Apportioned (\$567.6 million) for 199 School Facility Program projects from 102 school districts as of August 31, 2018. The data includes only bond authority provided by Proposition 51 approved by voters in November 2016.



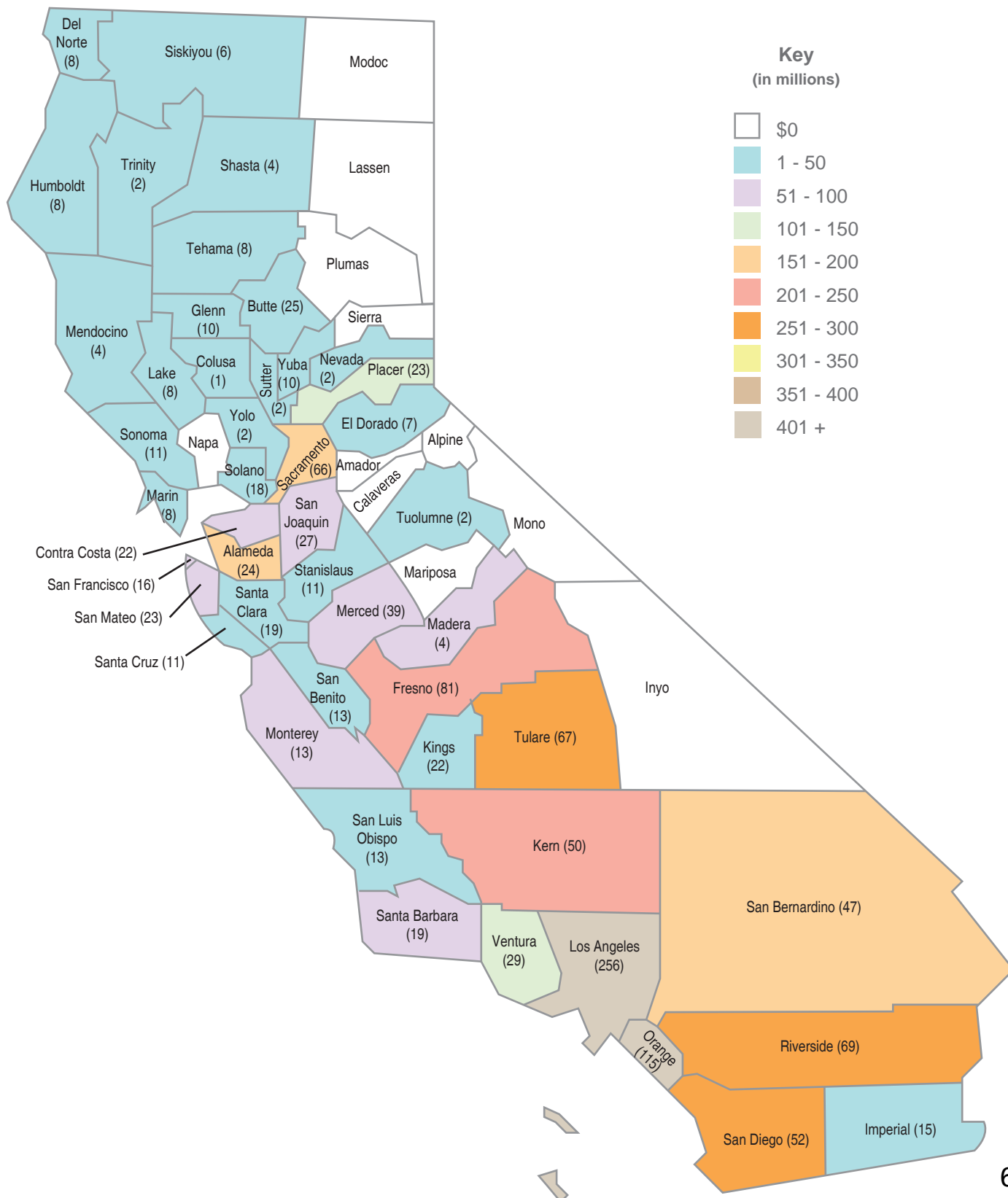
School Facility Program Proposition 51 Unfunded Approvals by County

The graphic below displays the amount of Unfunded Approvals (\$247.9 million) for 108 School Facility Program projects from 65 school districts as of August 31, 2018. The data includes only bond authority provided by Proposition 51 approved by voters in November 2016.



School Facility Program Proposition 51 Current Workload by County

The graphic below displays the Office of Public School Construction's Workload List for New Construction and Modernization (\$4,372.2 million) for 1,292 School Facility Program projects from 322 school districts as of August 31, 2018. The projects are anticipated to be allocated from bond authority provided by Proposition 51 approved by voters in November 2016.



**Proposition 51 Distribution
As of August 31, 2018**

County	Apportioned		Unfunded		Workload List	
	Project Count	Dollar Amount	Project Count	Dollar Amount	Project Count	Dollar Amount
Alameda	2	\$ 3,856,750.00	0	\$ -	24	\$ 166,065,253.00
Alpine	0	\$ -	0	\$ -	0	\$ -
Amador	0	\$ -	2	\$ 5,892,241.00	0	\$ -
Butte	2	\$ 3,667,607.00	0	\$ -	25	\$ 40,873,089.00
Calaveras	0	\$ -	0	\$ -	0	\$ -
Colusa	0	\$ -	0	\$ -	1	\$ 1,480,857.00
Contra Costa	14	\$ 20,185,738.00	4	\$ 5,187,361.00	22	\$ 80,974,078.00
Del Norte	0	\$ -	0	\$ -	8	\$ 1,623,188.00
El Dorado	3	\$ 3,436,338.00	2	\$ 1,221,576.00	7	\$ 15,595,359.00
Fresno	17	\$ 56,749,246.00	10	\$ 32,365,806.00	81	\$ 235,952,117.00
Glenn	2	\$ 2,803,635.00	2	\$ 4,322,946.00	10	\$ 14,814,533.00
Humboldt	6	\$ 24,055,996.00	2	\$ 1,365,721.00	8	\$ 10,988,652.00
Imperial	0	\$ -	1	\$ 51,890.00	15	\$ 31,408,466.00
Inyo	0	\$ -	0	\$ -	0	\$ -
Kern	5	\$ 41,204,733.00	6	\$ 8,714,773.00	50	\$ 235,443,998.00
Kings	3	\$ 5,131,273.00	1	\$ 640,279.00	22	\$ 29,306,944.00
Lake	0	\$ -	0	\$ -	8	\$ 9,802,378.00
Lassen	0	\$ -	0	\$ -	0	\$ -
Los Angeles	43	\$ 103,334,310.00	7	\$ 24,918,262.00	256	\$ 644,470,169.00
Madera	0	\$ -	1	\$ 41,985.00	4	\$ 60,568,287.00
Marin	3	\$ 2,226,023.00	3	\$ 5,621,390.00	8	\$ 13,166,568.00
Mariposa	0	\$ -	0	\$ -	0	\$ -
Mendocino	3	\$ 939,142.00	0	\$ -	4	\$ 5,782,582.00
Merced	1	\$ 5,203,880.00	1	\$ 405.00	39	\$ 94,720,228.00
Modoc	0	\$ -	0	\$ -	0	\$ -
Mono	0	\$ -	0	\$ -	0	\$ -
Monterey	1	\$ 54,771.00	4	\$ 1,098,063.00	13	\$ 83,534,760.00
Napa	1	\$ 442,693.00	0	\$ -	0	\$ -
Nevada	0	\$ -	0	\$ -	2	\$ 4,390,769.00
Orange	20	\$ 52,377,231.00	7	\$ 42,689,967.00	115	\$ 603,415,136.00
Placer	0	\$ -	1	\$ 822,519.00	23	\$ 120,945,939.00
Plumas	0	\$ -	1	\$ 526,164.00	0	\$ -
Riverside	8	\$ 45,061,200.00	3	\$ 18,341,222.00	69	\$ 295,051,095.00
Sacramento	1	\$ 454,883.00	0	\$ -	66	\$ 194,893,558.00
San Benito	0	\$ -	0	\$ -	13	\$ 48,972,828.00
San Bernardino	2	\$ 6,603,747.00	10	\$ 24,448,083.00	47	\$ 165,820,425.00
San Diego	15	\$ 75,021,383.00	5	\$ 5,048,597.00	52	\$ 254,632,828.00
San Francisco	0	\$ -	1	\$ 3,388,412.00	16	\$ 59,864,122.00
San Joaquin	3	\$ 11,652,571.00	1	\$ 7,788,148.00	27	\$ 93,876,627.00
San Luis Obispo	1	\$ 3,219,642.00	0	\$ -	13	\$ 33,751,129.00
San Mateo	5	\$ 6,204,843.00	3	\$ 3,068,821.00	23	\$ 85,703,392.00
Santa Barbara	5	\$ 5,440,601.00	3	\$ 8,978,737.00	19	\$ 81,076,851.00
Santa Clara	8	\$ 13,061,316.00	4	\$ 4,922,947.00	19	\$ 44,531,921.00
Santa Cruz	1	\$ 308,740.00	0	\$ -	11	\$ 14,726,085.00
Shasta	1	\$ 451,339.00	0	\$ -	4	\$ 4,965,296.00
Sierra	0	\$ -	0	\$ -	0	\$ -
Siskiyou	0	\$ -	0	\$ -	6	\$ 6,079,335.00
Solano	0	\$ -	2	\$ 887,007.00	18	\$ 27,342,909.00
Sonoma	5	\$ 5,235,895.00	3	\$ 3,357,604.00	11	\$ 19,410,270.00
Stanislaus	1	\$ 2,687,814.00	2	\$ 3,420,184.00	11	\$ 15,813,440.00
Sutter	0	\$ -	0	\$ -	2	\$ 20,450,190.00
Tehama	0	\$ -	3	\$ 6,537,378.00	8	\$ 2,849,094.00
Trinity	3	\$ 27,463,393.00	0	\$ -	2	\$ 4,053,761.00
Tulare	4	\$ 4,674,484.00	7	\$ 21,803,181.00	67	\$ 262,686,233.00
Tuolumne	0	\$ -	0	\$ -	2	\$ 3,427,966.00
Ventura	9	\$ 33,333,635.00	0	\$ -	29	\$ 121,402,614.00
Yolo	1	\$ 1,053,910.00	0	\$ -	2	\$ 2,097,953.00
Yuba	0	\$ -	6	\$ 435,147.00	10	\$ 3,444,962.00

Total	199	\$ 567,598,762.00	108	\$ 247,906,816.00	1,292	\$ 4,372,248,234.00
--------------	------------	--------------------------	------------	--------------------------	--------------	----------------------------

School Facility Program Bond Authority from Proposition 51

(in millions of dollars, as of August 31, 2018)

New Construction

Legend

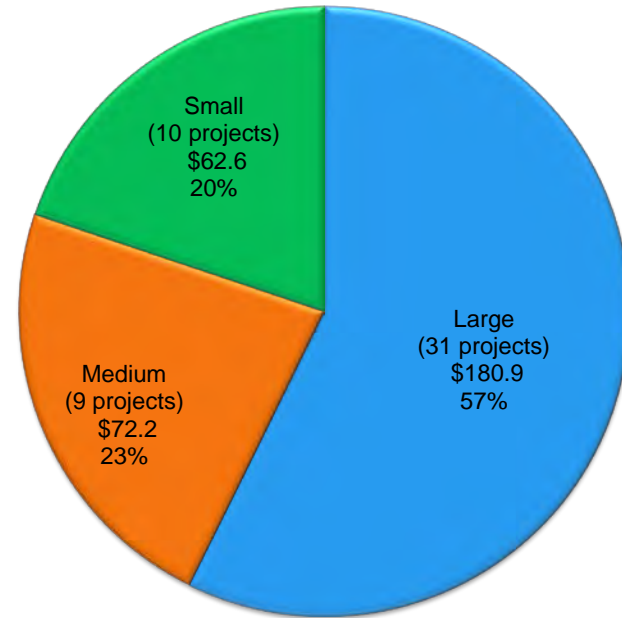
Small School Districts – ADA < 2,500 pupils

Medium School Districts – ADA > 2,500 pupils < 10,000 pupils

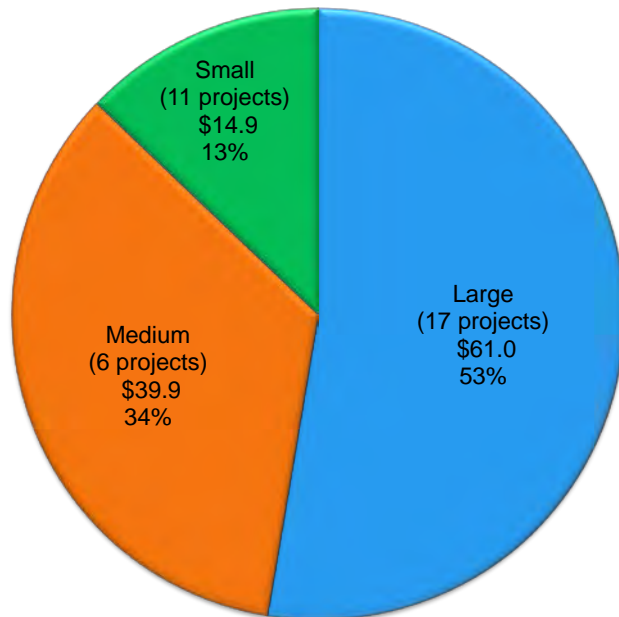
Large School Districts – ADA > 10,000 pupils

District Size (based on 2017/18 Enrollment)
 (# of projects)
 (in millions)

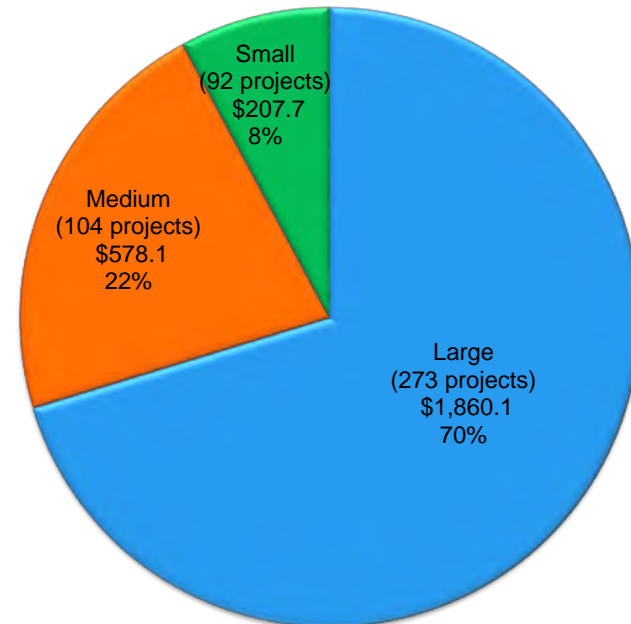
APPORTIONED



UNFUNDED



CURRENT WORKLOAD



School Facility Program Bond Authority from Proposition 51

(in millions of dollars, as of August 31, 2018)

Modernization

Legend

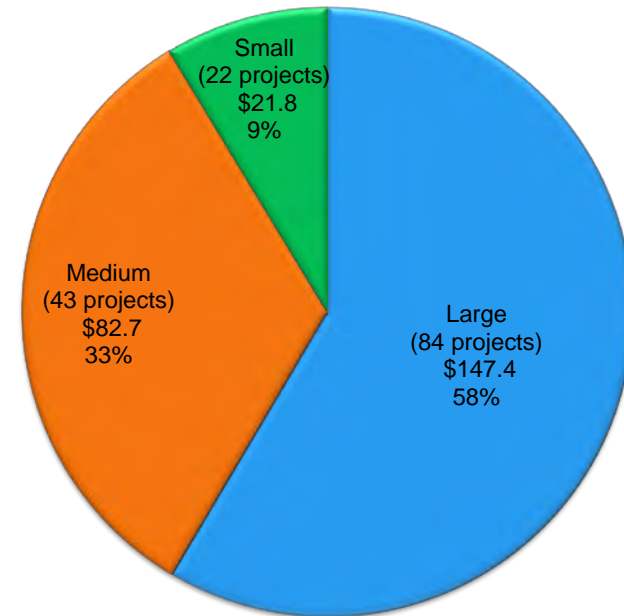
Small School Districts – ADA < 2,500 pupils

Medium School Districts – ADA > 2,500 pupils < 10,000 pupils

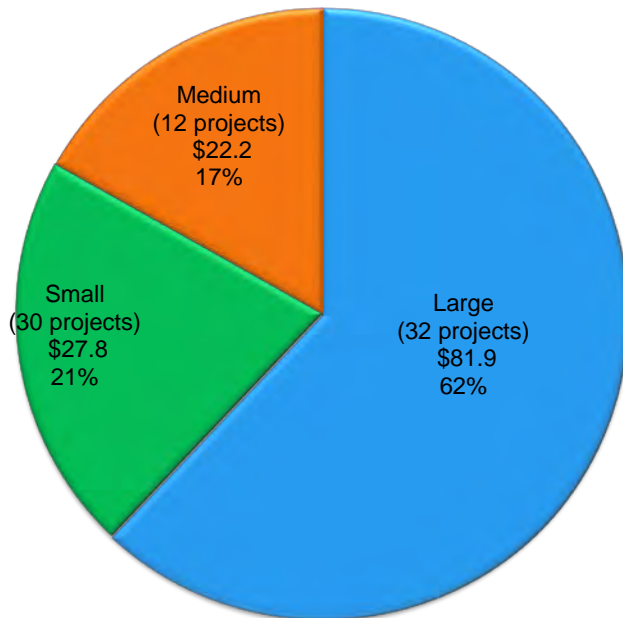
Large School Districts – ADA > 10,000 pupils

District Size (based on 2017/18 Enrollment)
 (# of projects)
 (in millions)

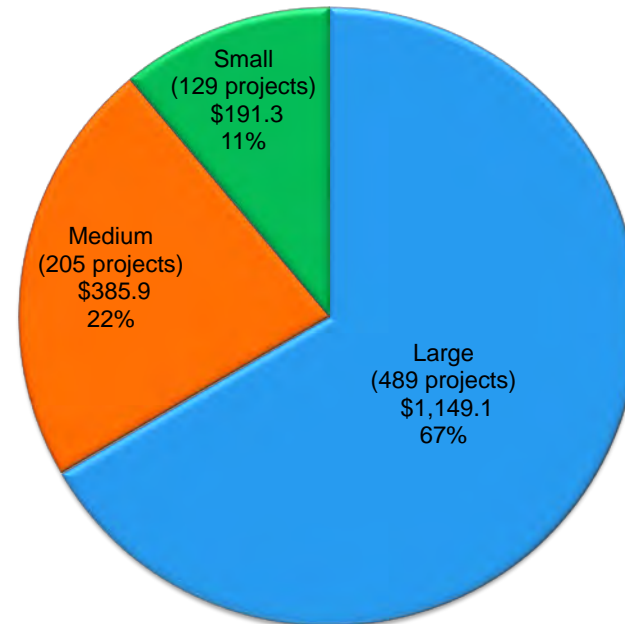
APPORTIONED



UNFUNDED



CURRENT WORKLOAD



Unique School Districts Receiving Proposition 51 Funds (As of August 31, 2018)

New Construction

2017/18 Enrollment	School Districts Statewide		
	#	%	Enrollment
Small – ADA < 2,500 pupils	583	57%	417,039
Medium – ADA > 2,500 pupils < 10,000 pupils	269	26%	1,378,383
Large – ADA > 10,000 pupils	174	17%	4,448,656
	1,024	100%	6,244,078

Apportioned						
#	Enrollment	\$ Amount	By Size*	Size vs. All**	Students***	
5	2,432	\$ 62,599,618	15.6%	0.5%	0.0%	
9	44,425	\$ 72,191,229	28.1%	0.9%	0.7%	
18	1,125,875	\$ 180,904,345	56.3%	1.8%	18.0%	
	32	1,172,732	\$ 315,695,192	100.0%	3.1%	18.8%

Unfunded						
#	Enrollment	\$ Amount	By Size*	Size vs. All**	Students***	
9	7,695	\$ 14,935,632	32.1%	0.9%	0.1%	
6	31,915	\$ 39,949,790	21.4%	0.6%	0.5%	
13	981,166	\$ 61,035,315	46.4%	1.3%	15.7%	
	28	1,020,776	\$ 115,920,737	100.0%	2.7%	16.3%

Workload						
#	Enrollment	\$ Amount	By Size*	Size vs. All**	Students***	
60	54,358	\$ 207,738,241	30.8%	5.9%	0.9%	
62	323,429	\$ 578,100,007	31.8%	6.1%	5.2%	
73	2,314,498	\$ 1,860,134,645	37.4%	7.1%	37.1%	
	195	2,692,285	\$ 2,645,972,893	100.0%	19.0%	43.1%

Modernization

2017/18 Enrollment	School Districts Statewide		
	#	%	Enrollment
Small – ADA < 2,500 pupils	583	57%	417,039
Medium – ADA > 2,500 pupils < 10,000 pupils	269	26%	1,378,383
Large – ADA > 10,000 pupils	174	17%	4,448,656
	1,024	100%	6,244,078

Apportioned						
#	Enrollment	\$ Amount	By Size*	Size vs. All**	Students***	
19	17,147	\$ 21,792,365	23.8%	1.9%	0.3%	
25	139,831	\$ 82,741,410	31.3%	2.4%	2.2%	
36	1,587,449	\$ 147,369,795	45.0%	3.5%	25.4%	
	80	1,744,427	\$ 251,903,570	100.0%	7.8%	27.9%

Unfunded						
#	Enrollment	\$ Amount	By Size*	Size vs. All**	Students***	
21	14,645	\$ 27,827,105	44.7%	2.1%	0.2%	
9	39,778	\$ 22,245,761	19.1%	0.9%	0.6%	
17	495,714	\$ 81,913,213	36.2%	1.7%	7.9%	
	47	550,137	\$ 131,986,079	100.0%	4.6%	8.8%

Workload						
#	Enrollment	\$ Amount	By Size*	Size vs. All**	Students***	
83	82,020	\$ 191,283,433	34.6%	8.1%	1.3%	
80	412,421	\$ 385,916,990	33.3%	7.8%	6.6%	
77	2,623,002	\$ 1,149,074,918	32.1%	7.5%	42.0%	
	240	3,117,443	\$ 1,726,275,342	100.0%	23.4%	49.9%

*Percentage of funding to small, medium or large school districts

** Percentage of funding to small, medium, and large school district vs. all school districts

***Percentage of students statewide

REPORT OF THE EXECUTIVE OFFICER
State Allocation Board Meeting, September 26, 2018

SCHOOL DISTRICT DATA

School District: LAKE ELEMENTARY County:..... GLENN
Application Number:..... 50/62596-00-001 School Name: LAKE ELEMENTARY
Total District Enrollment:..... 181 Project Grade Level: K-8
Financial Hardship: YES
Last Approved Local Bond Measure None
Qualifying Financial Hardship Criteria: SFP Regulation Section 1859.81(c)(4)

PURPOSE OF REPORT

To present the District's request to change the scope of its previously approved project at Lake Elementary School.

DESCRIPTION

The District received an unfunded approval on May 23, 2018 to construct a multipurpose room and six classrooms for a total project cost of \$4,632,664. The District is approved for Financial Hardship assistance and is unable to construct the project as originally designed with its available new construction eligibility and funding. Therefore, the District is requesting State Allocation Board (Board) approval to modify the project scope to change the construction for the multipurpose room from permanent to modular and to reduce the number of classrooms from six to two classrooms.

AUTHORITY

See Attachment A.

BACKGROUND

Lake Elementary School District is a one-school district located in Orland, California. The District received design funding for the project in June 2012 and was approved for placement on the Unfunded List (Lack of AB 55 Loans) in May 2018 with Financial Hardship assistance. As originally approved, the project included the construction of a permanent multipurpose room and six portable classrooms. The District received Office of Public School Construction (OPSC) approval for financial hardship, which is valid until September 27, 2018.

The District does not currently have a multipurpose room on the site. Therefore, it requested all of its remaining new construction eligibility to construct a permanent multipurpose room and six portable classrooms. The District filed the application as a "use-of-grants" request pursuant to School Facility Program (SFP) Regulation Section 1859.77.3, whereby it can use new construction pupil grants to build a minimum essential facility, such as a multipurpose room, instead of housing pupils. The District met the regulatory requirements thus the application was approved.

As a result of changes in costs and local financial constraints, the District submitted a *School District Appeal Request* (Form SAB 189) to modify the project scope by reducing the number of classrooms from six to two and to change the construction type for the multipurpose room from permanent to modular. No additional funds are being requested, nor any modification to the approved pupil grant request.

BACKGROUND (cont.)

Previous Change of Project Scope Discussions

General guidelines for scope changes have been in place since 2005 (Attachment B). A change of scope in certain situations may be permitted if the following conditions are met:

- The California Department of Education (CDE) and Division of the State Architect (DSA) have approved the changes in the plans.
- The amended project meets the 60 percent commensurate requirement.
- The original intent/purpose of the project is maintained.

Prior Board Actions

The Board has previously heard nine similar project scope change appeals, approving seven, which are outlined below:

APPEAL DATE	DISTRICT	REQUEST	FINANCIAL HARDSHIP	BOARD ACTION
8/22/07	Victor Valley Union High	Change to a larger gymnasium than the original plans, from 2,405 square feet to 12,430 square feet	Yes	Approved
4/23/08	Victor Valley Union High	Change from modular to permanent construction for 12 classrooms	Yes	Approved
9/24/08	Gerber Union Elementary	Change from roof repair to roof replacement due to unforeseen damage	Yes	Approved
8/26/09	Temecula Valley Unified	Change from portable construction to the purchase & renovation of State owned relocatable classrooms	No	Approved
6/22/11	Butte County Office of Education	Addition of a Library that was not in the originally approved plans	Yes	Not Approved
8/24/11	Fresno County Office of Education	Addition of solar panels not in the originally approved plans; removal of a swimming pool from plans	Yes	Approved
6/27/12	Bass Lake Joint Union Elementary	Change from building modernization to like-for-like replacement in the original footprint of the buildings	No	Approved
4/15/15	Pathways to College Charter School (Hesperia USD)	Change from modular to permanent construction for 19 classrooms and subsidiary facilities.	No, cannot retain savings	Approved
8/26/15	Alpaugh Unified	Change from multi-story to single-story construction of a classroom/administration building	Yes	Approved
12/6/17	Maple Elementary	Change from rehabilitation to replacement of a multipurpose room.	Yes	Approved

STAFF ANALYSIS/STATEMENTS

District Position

The District indicates in its Form SAB 189 that the requested project scope changes to its New Construction project are permitted under the SFP. The District is a small, one-school financial hardship district completely dependent on state funding, and cannot move forward with the construction of its project until state funds are received. Due to changes in funding and the District's financial hardship status, the District is unable to complete the project as originally designed and requests a change of scope to instead construct a modular multipurpose room and two classrooms, as opposed to a permanent multipurpose room and six classrooms.

The full text of the District's request is included as Attachment C.

Staff Position

Staff has reviewed the District's request and recommends approval of the change of scope request. When reviewing change of scope requests, Staff reviews various issues to ensure that the project still meets the requirements of State funding, as described below.

Original Intent of Project

The original intent and project scope have changed from the original application that received approval for placement on the Unfunded List (Lack of AB 55 Loans) on May 23, 2018. The same components of the original project exist – the District still intends to construct a multipurpose room and classrooms at the site. However, the construction type of the multipurpose room would change from permanent to modular and the total number of classrooms would be reduced from six portable classrooms to two portable classrooms (one K-6 grade level classroom and one Special Day Class Non-Severe classroom). The District's appeal does not indicate any square footage deviation of the multipurpose room from the original plan. No additional funding has been requested by the District, and no discernable funding advantage would result from the Board's approval of the District's appeal. The District would need to adopt a new school board resolution for the change in the use-of-grants request.

No Advantage in State Agency Review Process/State Agency Approvals

A consideration with a scope change request is whether an application could have benefitted from a shorter CDE and DSA plan review time and an earlier apportionment for some scope changes. For example, changes of scope from portable to permanent construction could initially have a shorter review period as portable construction is often quicker for DSA to approve. In this case, however, the District did not receive the advantage of an earlier apportionment, since the original approval was for permanent construction and likely would not have been approved earlier for the new proposed project scope.

Additionally, prior scope change requests have focused on maintaining DSA and CDE plan approvals, which are required by regulation and law for SFP project funding. To address this concern, the Board has allowed scope changes contingent upon school districts obtaining updated State agency approvals as necessary. The District's original project DSA plan approvals expired August 5, 2017. As a condition of appeal approval, the District must obtain valid DSA plan approval for the project scope change and submit the approval to OPSC prior to receiving an Apportionment.

60 Percent Commensurate

The District is not requesting additional funding for the scope change. As originally designed and approved, the District's project met the 60 percent commensurate requirement. Because the estimated project costs will likely change, the District's architect will have to recertify to meeting the 60 percent commensurate requirement as a condition of approval, which OPSC will verify should the Board approve the District's request.

STAFF ANALYSIS/STATEMENTS (cont.)

Eligibility for Additional Grants

Scope changes may also affect whether or not a project qualifies for the amount or type of grants that were originally approved. For example, if a project was originally approved with an additional grant for an elevator that was later removed in a scope change, the project no longer qualifies for the elevator grant. Based on the information provided by the District, it appears the project will still qualify for all the supplemental grants that were originally approved. However, if the District's request is approved, the reduction in classrooms may result in a lesser amount of eligible site development costs. If a change of scope is approved, OPSC will confirm these amounts once the new DSA-approved plans and specifications and updated *Application for Funding* (Form SAB 50-04) are submitted. If necessary, OPSC will bring forward an amended funding item to adjust the final grant amounts, as appropriate, prior to Apportionment.

Conclusion

Staff recommends approval of the District's change of scope request given no additional funds are being requested, there was no change to the District's approved pupil grant request and the District will receive no discernable advantage in funding through Board approval. Staff supports the District's request because the original intent of the project to construct a multi-purpose room and classrooms has been maintained, and the change in scope request is based primarily on the District's inability to construct the project as originally designed with its available new construction eligibility and funding.

Additional Requirements

Should the Board approve the District's request, Staff recommends including the following additional requirements in order to ensure compliance with statute and SFP Regulations. These requirements are consistent with previous Board actions for change of scope requests.

- The District must adopt a new school board resolution that complies with requirements for a use-of-grants pursuant to SFP Regulation Section 1859.77.3 and submit it to OPSC.
- CDE and DSA must approve the project's scope change plans and specifications; and the District must submit updated CDE and DSA plan approval letters to OPSC prior to Apportionment. Currently, the District has requested to participate in the Priority Funding process. If the updated approvals are not received in time for a Fall bond sale Apportionment, the District will receive one non-participation occurrence. The District must participate in the next Priority Funding request period that commences November 14, 2018 AND receive updated CDE and DSA plan approvals prior to Apportionment or it will receive a second non-participation occurrence.
- The project still must meet the 60 percent commensurate requirement.

In addition, Staff will present an amended item to a future Board for approval of adjustments to additional grants as a result of an approved scope change, if necessary.

BOARD OPTION

Pursuant to the Rules and Procedures of the State Allocation Board, "Staff is providing the following option for the Board's consideration. A positive vote by six members is required for the Board to take action that is an alternative to Staff's administrative action. Absent a positive vote by six members of the Board, Staff's administrative action will stand and the school district's appeal will be considered closed."

Grant the District's appeal.

BOARD ACTION

In considering this Item, the Board approved the District's request, which was to change the scope of its previously approved project at Lake Elementary School. In addition to this approval, the following additional requirements were also approved:

- The District must adopt a new school board resolution that complies with the requirements for a Use of Grants, pursuant to SFP Regulation Section 1859.77.3 and submit it to OPSC.
- CDE and DSA must approve the project's scope change plans and specifications and the District must submit updated CDE and DSA plans approval letters to OPSC prior to Apportionment. Currently, the District has requested to participate in the Priority Funding process. If the updated approvals are not received in time for a Fall bond sale Apportionment, the District will receive one non-participation occurrence. The District must participate in the next Priority Funding request period that commences November 14, 2018 AND receive updated CDE and DSA plan approvals prior to Apportionment or it will receive a second non-participation occurrence.
- The project must still meet the 60 percent commensurate requirement.

These requirements ensure compliance with statute and SFP Regulations and are consistent with previous Board actions for change of scope requests. An amended item will be presented to a future Board for approval of adjustments to additional grants as a result of an approved scope change, if necessary.

Attachment A

AUTHORITY

Education Code Section 17070.50 states:

The board shall not apportion funds to any school district, unless the applicant school district has certified to the board that the services of any architect, structural engineer, or other design professional for any work under the project have been obtained pursuant to a competitive process that is consistent with the requirements of Chapter 10 (commencing with Section 4525) of Division 5 of Title 1 of the Government Code and has obtained the written approval of the State Department of Education that the site selection, and the building plans and specifications, comply with the standards adopted by the department pursuant to subdivisions (b) and (c), respectively, of Section 17251.

Education Code Section 17307 states:

No contract for the construction or alteration of any school building, made or executed by the governing board of any school district or other public board, body, or officer otherwise vested with authority to make or execute a contract, is valid, and no public money shall be paid for any work done under a contract or for any labor or materials furnished in constructing or altering any building, unless the plans, specifications, and estimates comply in every particular with the provisions of this article and the requirements prescribed by the Department of General Services and unless the approval thereof in writing has first been had and obtained from the Department of General Services.

Change of Project Scope

BY LINDSAY KEYES, OPSC PROJECT MANAGER

As many of you are aware, each application for funding of the full grant phase of a School Facility Program (SFP) modernization or new construction project is accompanied by a complete set of plans and specifications that have been approved by the Division of State Architect (DSA) and the California Department of Education (CDE). The State Allocation Board's (SAB) full and final grant approval is based on the accompanying plans. Therefore, it is imperative that the apportionment is used for the scope of work contained in that specific set of plans.

To ensure your project meets this requirement and is successful, it is important to structure your bid with flexibility by the use of additive and deductive alternates (see page 5 of this issue of the *Advisory Actions* for more information on this topic). This will allow the project to be modified according to fluctuations in the bid climate or costs of materials. For example, as a result of excellent planning or a good bid climate, the budget for the project may exceed the cost of the work in the plans and a district may consider using those excess funds for additional work that was not contemplated in the plans. Or, the cost of materials for construction may have significantly increased and a district may consider eliminating facilities from the project to stay within the budget. When it comes to classrooms and minimum essential facilities (MEF), meaning libraries, gymnasiums, multi-purpose rooms, and toilets which are necessary and support the traditional classroom environment, there are limited circumstances where a project may deviate from the scope of work outlined in the plans that were included with the application and approved by the SAB.

Additions

It is important to keep in mind that the project may not include the addition of area not proposed in the plans approved by the SAB. This applies to classrooms, MEF and non-classroom, non-MEF space. As stipulated in Regulation Section 1859.51(i)(5), the project may include the construction of more classrooms than needed to house the pupils requested in the application as specified, but these classrooms must have been in the plans submitted with the application. The flexible structuring of the bid documents will accommodate the districts' need to make decisions based on the bid results.

If the project is non-financial hardship, then any project savings may be retained and used for any high priority capital facilities needs or as part of the district's contribution to a future SFP project. This approach would provide an alternative method to later add facilities if the district had not included the additional desired facilities in the plans for the project approved by the SAB. However, the law stipulates that classrooms provided by State or local funding shall be adjusted from the districts' SFP new construction eligibility baseline.

Reductions, Deletions or Modifications

Some flexibility is a recognized part of SFP new construction projects. However, to continue with a project as approved by the Board, the original intent or project scope must be maintained. If modifications are considered by a district, it is critical that the affected State agencies be part of the process and that certain project requirements continue to be met. The State agencies are coordinating efforts in this area to assist districts when these situations arise. Some extenuating circumstances may be considered by the SAB, as outlined in the next column.

CHANGE PROPOSED	PROCEDURE
Deletion of Classrooms	Permitted if: <ul style="list-style-type: none"> The capacity (based on the State loading standard) is sufficient to house the pupils requested in the application CDE and DSA have approved the change The project meets the 60 percent commensurate requirement
Reduction of MEF Area (Facility remains but the square footage is reduced.)	Permitted if: <ul style="list-style-type: none"> The remaining area proposed meets minimum MEF square footage requirements DSA and CDE have approved the change The project meets the 60 percent commensurate requirement Original intent/purpose of project is maintained
Deletion of MEF Area* *New School Allowance may be reduced or eliminated	Permitted if: <ul style="list-style-type: none"> Case-by-case review and approval by CDE DSA has approved the change Case-by-case consideration and approval by the Office of Public School Construction (OPSC)/SAB The project meets the 60 percent commensurate requirement
Deletion of Non-Classroom, Non-MEF Area	Permitted if: <ul style="list-style-type: none"> DSA and CDE have approved the change The project meets the 60 percent commensurate requirement
Permanent to Modular Construction	Permitted if: <ul style="list-style-type: none"> DSA and CDE have approved the changes The project meets the 60 percent commensurate requirement Original intent/purpose of project is maintained
Modular to Permanent Construction	Not permitted as part of the original project, because the project would receive an inequitable funding advantage due to the timing of the DSA plan approval. Districts may consider reapplication, so the desired type of construction can be built.
Changing the Placement of a Building (i.e., Site conditions discovered in the footprint of construction warrant building placement alteration; however, the building size and function does not change.)	Permitted if: <ul style="list-style-type: none"> DSA and CDE have approved the change Original intent/purpose of project is maintained

If you have any questions or you have a situation that is not addressed in this article, please contact your OPSC Project Manager for more information.

STATE OF CALIFORNIA
SCHOOL DISTRICT APPEAL REQUEST

STATE ALLOCATION BOARD
 OFFICE OF PUBLIC SCHOOL CONSTRUCTION

SAB 189 (REV 10/09)

Page 2 of 2

SCHOOL DISTRICT Lake Elementary	APPLICATION NUMBER 50/62596-00-001
SCHOOL NAME Lake Elementary	COUNTY Glenn
DISTRICT REPRESENTATIVE Nikol Baker	E-MAIL ADDRESS nbaker@lakeschool.org

Purpose of Request:

The Lake Elementary School District is requesting a change of scope for application number 50/62596-00-001. The District is requesting to (1) construct a modular Multipurpose Room building instead of a permanent Multipurpose Room building and (2) construct as few as two classrooms instead of six classrooms. These revisions are permitted under the State School Facility Program.

Basis of Request:

- Law (Statute) _____
- Regulation _____
- Other (specify) Scope Change Policy (School Facility Program Handbook)

Description:


The Lake Elementary School School District received a design apportionment on June 27, 2012 and an unfunded adjusted grant approval on May 23, 2018 to construct a Minimum Essential Facility (MEF) Multipurpose Room building and six portable classrooms.

This small one school School District is a financial hardship District completely dependent on State funding and cannot move forward with the construction of its project until State funds are received.

As a financial hardship district, design funds were requested and the District moved forward with the design process and received DSA Approval on August 5, 2013. OPSC has recently processed the project for adjusted grant (construction funding) and the project received an adjusted grant unfunded approval on May 23, 2018. Due to changes in funding and the District's financial hardship status, the District is unable to construct the project as originally designed and respectfully requests a change of scope to (1) construct a modular MEF Multipurpose Room building instead of a permanent MEF Multipurpose Room building and (2) construct as few as two classrooms instead of six classrooms.

The State School Facility Program (SFP) acknowledges the pressure that constant fluctuations in the costs of materials and labor puts on school district staff, especially for financial hardship districts that do not have other funds available to cover cost overruns. To this end, the SFP permits scope changes in certain extenuating circumstances.

The District's requested scope changes are permitted under the SFP. In the case of the MEF Multipurpose Room building, changing from permanent to modular construction is permitted. In the case of the classrooms, reducing the project classroom count by constructing as few as two classrooms instead of six classrooms is permitted as the capacity (based on the State loading standard), with this change, is sufficient to house the pupils requested in the application.

SIGNATURE OF AUTHORIZED DISTRICT REPRESENTATIVE 	DATE 4/15/18
--	-----------------

Tentative Workload

October 2018

ACTION ITEMS

Proposed Regulations for Full-Day Kindergarten Facilities Grant Program Implementation
Klamath-Trinity Joint Unified School District/Humboldt

REPORTS, DISCUSSION and INFORMATION ITEMS

Standard Information Items

FINANCIAL REPORTS

Status of Fund Releases
Status of Funds

Tentative Workload

December 2018

ACTION ITEMS

REPORTS, DISCUSSION and INFORMATION ITEMS

Standard Information Items

FINANCIAL REPORTS

Status of Fund Releases
Status of Funds

Tentative Workload

January 2019

ACTION ITEMS

REPORTS, DISCUSSION and INFORMATION ITEMS

Annual Legislation Report for 2018
Standard Information Items

FINANCIAL REPORTS

Status of Fund Releases
Status of Funds

APPEALS Received as of August 31, 2018

Appeal Received Date	District/County	Tentative SAB Date*	Description
12/7/17	Alpaugh Unified School District/Tulare	TBD	District is requesting additional grants for two Facility Hardship Program projects.
3/19/18	Farmersville Unified School District/Tulare	10/2018	District is requesting to retain savings from a Financial Hardship funded Facility Hardship project.
4/12/18	San Bernardino City Unified School District/San Bernardino	12/2018	District is requesting to retain savings from a Financial Hardship funded Overcrowding Relief Grant project.
5/25/18	Island Union Elementary School District/Kings	10/2018	District requests funding for a new construction project that was denied due to loss of eligibility.
6/18/18	Three Rivers Union Elementary School District/Tulare	1/2019	District requests approval for Financial Hardship status under other evidence.
7/17/18	Ross Valley School District/Marin	10/2018	District requests funding for a new construction project that was denied due to loss of eligibility.
8/3/18	Pleasant View Elementary School District/Tulare	12/2018	District requests consideration of funding facilities that were occupied prior to submittal of a funding application.

*Please note: Tentative SAB Date is not a guaranteed meeting date and may be subject to change.

STATE ALLOCATION BOARD MEETING DATES

The remaining State Allocation Board (SAB) meeting dates for the 2018 calendar year are as follows:

<u>Board Date</u>	<u>Type of Meeting</u>
October 24, 2018*	Monthly (Consent/Appeals/Action)
December 2018*	Monthly (Consent/Appeals/Action)

*The projected dates and time will be determined upon the discussion with the Vice-Chair and Chair based on workload.

The SAB meets in different rooms within the State Capitol at 4:00 p.m. when the State Legislature is in session and at 2:00 p.m. when the State Legislature is out on recess. Due to scheduling changes within the Legislature, some of the SAB meetings may be canceled or changed with short notice.

INFORMATION ITEM

SCHOOL FACILITY PROGRAM NEW CONSTRUCTION AND MODERNIZATION UNFUNDED LIST (as of August 15, 2018)

The New Construction and Modernization projects on this list have received an “unfunded” approval by the State Allocation Board (SAB). Note that an “unfunded” approval does not guarantee a future apportionment by the SAB.

Published monthly in the SAB Agenda.

This report is also on the OPSC Web site at:
www.dgs.ca.gov/opsc

Unfunded Approvals as of
August 15, 2018 SAB

County	School District	Application Number	Program	Approval	Received Date	SAB Unfunded Approval	Financial Hardship Apportionment	Loan	State Share	Total Apportionment	Cumulative Amount	Submitted Certification Letter May 2018	Grant Agreement Received as of 08/27/2018
SAN DIEGO	FALLBROOK UNION ELEMENTARY	51/68114-00-003	Facility Hardship	G	8/9/2017	1/24/2018	0.00	0.00	769,514.00	769,514.00	769,514.00	Yes	Yes
HUMBOLDT	FORTUNA UNION HIGH	58/62810-00-001	Rehabilitation	G	8/17/2017	1/24/2018	0.00	0.00	2,713,111.00	2,713,111.00	3,482,625.00	Yes	Yes
KERN	SIERRA SANDS UNIFIED	58/73742-00-004	Rehabilitation	G	11/15/2016	2/28/2018	0.00	0.00	182,369.00	182,369.00	3,664,994.00	No	Yes
PLUMAS	PLUMAS UNIFIED	58/66969-00-002	Rehabilitation	G	3/20/2017	2/28/2018	0.00	0.00	526,164.00	526,164.00	4,191,158.00	Yes	Yes
SAN DIEGO	ESCONDIDO UNION ELEMENTARY	58/68098-00-001	Rehabilitation	G	9/14/2017	3/21/2018	0.00	0.00	536,180.88	536,180.88	4,727,338.88	Yes	No
SOLANO	SOLANO COUNTY OFFICE OF EDUCATION	58/10488-00-001	Rehabilitation	G	12/21/2017	3/21/2018	62,803.00	0.00	94,204.00	157,007.00	4,884,345.88	Yes	Yes
LOS ANGELES	LOS ANGELES UNIFIED	58/64733-00-002	Rehabilitation	G	2/24/2016	5/23/2018	0.00	0.00	1,762,799.00	1,762,799.00	6,647,144.88	Yes	No
ORANGE	GARDEN GROVE UNIFIED	51/66522-00-003	Facility Hardship	G	9/6/2017	5/23/2018	0.00	0.00	5,250,146.00	5,250,146.00	11,897,290.88	No	No
ORANGE	GARDEN GROVE UNIFIED	51/66522-00-004	Facility Hardship	G	9/25/2017	5/23/2018	0.00	0.00	5,380,996.00	5,380,996.00	17,278,286.88	No	No
CONTRA COSTA	WEST CONTRA COSTA UNIFIED	58/61796-00-011	Rehabilitation	G	10/25/2017	5/23/2018	0.00	0.00	218,382.00	218,382.00	17,496,668.88	Yes	No
KERN	MUROC JOINT UNIFIED	51/63685-00-001	Facility Hardship	D	12/27/2017	5/23/2018	595,585.00	0.00	595,585.00	1,191,170.00	18,687,838.88	Yes	No
KERN	MUROC JOINT UNIFIED	51/63685-00-002	Facility Hardship	G	12/27/2017	5/23/2018	262,634.00	0.00	262,634.00	525,268.00	19,213,106.88	Yes	No
KERN	MUROC JOINT UNIFIED	51/63685-00-003	Facility Hardship	G	12/27/2017	5/23/2018	336,449.00	0.00	336,449.00	672,898.00	19,886,004.88	Yes	No
KERN	MUROC JOINT UNIFIED	58/63685-00-001	Rehabilitation	D	12/27/2017	5/23/2018	96,158.00	0.00	96,158.00	192,316.00	20,078,320.88	Yes	No
SAN DIEGO	VALLECITOS	58/68437-00-001	Rehabilitation	G	2/16/2018	5/23/2018	357,910.00	0.00	583,301.00	941,211.00	21,019,531.88	Yes	Yes
MONTEREY	BIG SUR UNIFIED	58/75150-00-002	Rehabilitation	G	3/26/2018	5/23/2018	62,061.00	0.00	108,828.00	170,889.00	21,190,420.88	Yes	Yes
SAN BERNARDINO	NEEDLES UNIFIED	51/67801-00-001	Facility Hardship	G	3/18/2008	6/27/2018	28,243.00	0.00	28,243.00	56,486.00	21,246,906.88	N/A	No
SAN BERNARDINO	RIM OF THE WORLD UNIFIED	57/67868-00-007	Modernization	G	5/7/2013	12/6/2017	0.00	0.00	4,221,455.00	4,221,455.00	25,468,361.88	Yes	Yes
RIVERSIDE	DESERT SANDS UNIFIED	57/67058-00-016	Modernization	G	5/17/2013	12/6/2017	0.00	0.00	628,281.00	628,281.00	26,096,642.88	Yes	Yes
RIVERSIDE	DESERT SANDS UNIFIED	57/67058-00-017	Modernization	G	7/11/2013	12/6/2017	0.00	0.00	16,482,830.00	16,482,830.00	42,579,472.88	Yes	Yes
LOS ANGELES	LOS ANGELES UNIFIED	53/64733-00-212	Critically Overcrowded Schools	L	10/31/2007	1/24/2018	0.00	0.00	2,009,727.00	2,009,727.00	44,589,199.88	N/A	n/a
SAN BERNARDINO	COLTON JOINT UNIFIED	50/67686-00-028	New Construction	L	10/31/2007	1/24/2018	0.00	0.00	2,727,391.00	2,727,391.00	47,316,590.88	N/A	n/a
IMPERIAL	HEBER ELEMENTARY	50/63131-00-006	New Construction	L	1/3/2008	1/24/2018	25,945.00	0.00	25,945.00	51,890.00	47,368,480.88	N/A	n/a
MADERA	CHAWANAKEE UNIFIED	50/75606-00-001	New Construction	L	7/25/2008	1/24/2018	20,993.00	0.00	20,992.00	41,985.00	47,410,465.88	N/A	n/a
SAN DIEGO	SAN DIEGO UNIFIED	54/68338-00-003	Charter	D	5/18/2017	1/24/2018	0.00	0.00	580,437.60	580,437.60	47,990,903.48	Yes	No
SAN DIEGO	SAN DIEGO UNIFIED	54/68338-00-005	Charter	D	5/18/2017	1/24/2018	0.00	0.00	205,783.80	205,783.80	48,196,687.28	Yes	No
ALAMEDA	OAKLAND UNIFIED	54/61259-09-008	Charter	D	5/26/2017	1/24/2018	0.00	123,238.70	123,238.70	246,477.40	48,443,164.68	Yes	No
ALAMEDA	OAKLAND UNIFIED	54/61259-09-009	Charter	D	5/26/2017	1/24/2018	0.00	1,282,740.00	1,282,740.00	2,565,480.00	51,008,644.68	Yes	Yes
SANTA BARBARA	LOMPOC UNIFIED	54/69229-00-001	Charter	D	6/1/2017	1/24/2018	0.00	36,784.70	36,784.70	73,569.40	51,082,214.08	Yes	No
SAN DIEGO	SAN DIEGO UNIFIED	54/68338-00-006	Charter	D	6/2/2017	1/24/2018	0.00	0.00	2,559,620.20	2,559,620.20	53,641,834.28	Yes	No
SAN DIEGO	SAN DIEGO UNIFIED	54/68338-00-007	Charter	D	6/2/2017	1/24/2018	0.00	0.00	1,304,710.10	1,304,710.10	54,946,544.38	Yes	No
ALAMEDA	OAKLAND UNIFIED	54/61259-09-006	Charter	D	6/5/2017	1/24/2018	0.00	1,093,590.50	1,093,590.50	2,187,181.00	57,133,725.38	Yes	No
ALAMEDA	OAKLAND UNIFIED	54/61259-09-006	Charter	D	6/5/2017	1/24/2018	0.00	237,707.30	237,707.30	475,414.60	57,609,139.98	Yes	Yes
ALAMEDA	OAKLAND UNIFIED	54/61259-09-007	Charter	D	6/5/2017	1/24/2018	0.00	512,292.70	512,292.70	1,024,585.40	58,633,725.38	Yes	Yes
ALAMEDA	OAKLAND UNIFIED	54/61259-09-010	Charter	D	6/5/2017	1/24/2018	0.00	200,206.10	200,206.10	400,412.20	59,034,137.58	No	No
ALAMEDA	OAKLAND UNIFIED	54/61259-09-011	Charter	D	6/5/2017	1/24/2018	0.00	2,150,284.80	2,150,284.80	4,300,569.60	63,334,707.18	No	No
ALAMEDA	OAKLAND UNIFIED	54/61259-13-005	Charter	D	6/5/2017	1/24/2018	0.00	69,635.80	69,635.80	139,271.60	63,473,978.78	Yes	No
ALAMEDA	OAKLAND UNIFIED	54/61259-13-006	Charter	D	6/5/2017	1/24/2018	0.00	337,475.40	337,475.40	64,148,929.58	Yes	No	
CONTRA COSTA	WEST CONTRA COSTA UNIFIED	54/61796-04-001	Charter	D	6/5/2017	1/24/2018	0.00	739,872.50	739,872.50	1,479,745.00	65,628,674.58	Yes	Yes
CONTRA COSTA	WEST CONTRA COSTA UNIFIED	54/61796-04-002	Charter	D	6/5/2017	1/24/2018	0.00	559,734.20	559,734.20	1,119,468.40	66,748,142.98	Yes	Yes
MARIPOSA	MARIPOSA COUNTY UNIFIED	54/65532-00-001	Charter	D	6/5/2017	1/24/2018	0.00	0.00	121,412.20	121,412.20	66,869,555.18	Yes	No
SACRAMENTO	SAN JUAN UNIFIED	54/67447-00-005	Charter	D	6/5/2017	1/24/2018	0.00	0.00	663,871.80	663,871.80	67,533,426.98	Yes	No
TULARE	VISALIA UNIFIED	54/72256-00-001	Charter	D	6/5/2017	1/24/2018	0.00	375,411.90	375,411.90	750,823.80	68,284,250.78	Yes	No
TULARE	VISALIA UNIFIED	54/72256-00-002	Charter	D	6/5/2017	1/24/2018	0.00	577,291.20	577,291.20	1,154,582.40	69,438,833.18	Yes	No
TULARE	VISALIA UNIFIED	54/72256-00-003	Charter	D	6/5/2017	1/24/2018	0.00	241,059.70	241,059.70	482,119.40	69,920,952.58	Yes	No
TULARE	VISALIA UNIFIED	54/72256-00-004	Charter	D	6/5/2017	1/24/2018	0.00	83,698.90	83,698.90	167,397.80	70,088,350.38	Yes	No
LOS ANGELES	LOS ANGELES UNIFIED	53/64733-00-806	Critically Overcrowded Schools	L	10/31/2007	2/28/2018	0.00	0.00	19,084.81	19,084.81	70,107,435.19	N/A	n/a
MERCED	MERCED UNION HIGH	50/65789-00-006	New Construction	L	4/14/2009	2/28/2018	0.00	405.00	405.00	70,107,840.19	N/A	n/a	
SAN DIEGO	CARLSBAD UNIFIED	50/73551-00-016	New Construction	L	4/9/2012	2/28/2018	0.00	0.00	29,098.00	29,098.00	70,136,938.19	N/A	n/a
RIVERSIDE	CORONA-NORCO UNIFIED	50/67033-00-038	New Construction	G	10/30/2012	2/28/2018	0.00	0.00	521,438.00	521,438.00	70,658,376.19	Yes	Yes
RIVERSIDE	DESERT SANDS UNIFIED	50/67058-00-027	New Construction	G	7/11/2013	2/28/2018	0.00	0.00	600,728.00	600,728.00	71,259,104.19	Yes	Yes
CONTRA COSTA	MARTINEZ UNIFIED	50/61739-00-002	New Construction	G	7/18/2013	2/28/2018	0.00	0.00	507,368.00	507,368.00	71,766,472.19	Yes	Yes
CONTRA COSTA	MARTINEZ UNIFIED	57/61739-00-008	Modernization	G	7/18/2013	2/28/2018	0.00	0.00	365,546.00	365,546.00	72,132,018.19	Yes	Yes
SAN BERNARDINO	CHAFFEY JOINT UNION HIGH	50/67652-00-015	New Construction	G	7/25/2013	2/28/2018	0.00	0.00	2,929,338.00	2,929,338.00	75,061,356.19	Yes	Yes
LOS ANGELES	LONG BEACH UNIFIED	50/64725-05-001	New Construction	G	7/30/2013	2/28/2018	0.00	0.00	4,339,771.00	4,339,771.00	79,401,127.19	Yes	No
SAN MATEO	BELMONT-REDWOOD SHORES ELEMENTARY	57/68866-00-012	Modernization	G	8/6/2013	2/28/2018	0.00	0.00	1,292,367.00	1,292,367.00	80,693,494.19	Yes	Yes
SAN BERNARDINO	COLTON JOINT UNIFIED	57/67686-00-011	Modernization	G	8/7/2013	2/28/2018	0.00	0.00	3,509,692.00	3,509,692.00	84,203,186.19	Yes	Yes
SAN BERNARDINO	COLTON JOINT UNIFIED	57/67686-00-012	Modernization	G	8/7/2013	2/28/2018	0.00	0.00	3,625,035.00	3,625,035.00	87,828,221.19	Yes	Yes
SAN BERNARDINO	COLTON JOINT UNIFIED	57/67686-00-013	Modernization	G	8/7/2013	2/28/2018	0.00	0.00	3,550,382.00	3,550,382.00	91,378,603.19	Yes	Yes
SAN BERNARDINO	COLTON JOINT UNIFIED	57/67686-00-014	Modernization	G	8/7/2013	2/28/2018	0.00	0.00	3,689,156.00	3,689,156.00	95,067,759.19	Yes	Yes
FRESNO	WEST PARK ELEMENTARY	57/62539-00-001	Modernization	D	8/7/2013	2/28/2018	195,495.00	0.00	331,421.00	526,916.00	95,594,675.19	Yes	No
STANISLAUS	SYLVAN UNION ELEMENTARY	57/71290-00-008	Modernization	G	8/7/2013	2/28/2018	0.00	0.00	3,070,426.00	3,070,426.00	98,665,101.19	Yes	No
RIVERSIDE	CORONA-NORCO UNIFIED	50/67033-00-037	New Construction	G	8/12/2013	2/28/2018	0.00	0.00	897,944.00	897,944.00	99,563,045.19	Yes	Yes
TULARE	TULARE JOINT UNION HIGH	50/72249-00-002	New Construction	G	8/13/2013	2/28/2018	0.00	0.00	2,034,671.00	2,034,671.00	101,597,716.19	Yes	Yes
FRESNO	CLOVIS UNIFIED	57/62117-00-034	Modernization	G	8/15/2013	2/28/2018	0.00	0.00	756,890.00	756,890.00	102,354,606.19	Yes	Yes
FRESNO	CLOVIS UNIFIED	57/62117-00-035	Modernization	G	8/16/2013	2/28/2018	0.00	0.00	1,175,811.00	1,175,811.00	103,530,417.19	Yes	Yes
SANTA CLARA	FREMONT UNION HIGH	50/69468-01-001	New Construction	G	8/16/2013	2/28/2018	0.00	0.00	601,054.00	601,054.00	104,131,471.19	Yes	Yes
FRESNO	CLOVIS UNIFIED	50/62117-00-017	New Construction	G	8/16/2013	2/28/2018	0.00	0.00	1,495,779.00	1,495,779.00	105,627,250.19	Yes	Yes
FRESNO	CLOVIS UNIFIED	50/62117-00-018	New Construction	G	8/16/2013	2/28/2018	0.00	0.00	4,794,572.00	4,794,572.00	110,421,822.19	Yes	Yes
SONOMA	GUERNEVILLE ELEMENTARY	57/70722-00-001	Modernization	G	8/16/2013	2/28/2018	0.00	0.00	1,201,605.00	1,201,605.00	111,623,427.19	Yes	No
RIVERSIDE	PALM SPRINGS UNIFIED	57/67173-00-007	Modernization	G	8/3/2016	2/28/2018	0.00	0.00	1,230,111.00	1,230,111.00	112,853,538.19	Yes	No

Unfunded Approvals as of
August 15, 2018 SAB

County	School District	Application Number	Program	Approval	Received Date	SAB Unfunded Approval	Financial Hardship Apportionment	Loan	State Share	Total Apportionment	Cumulative Amount	Submitted Certification Letter May 2018	Grant Agreement Received as of 08/27/2018
SOLANO	VALLEJO CITY UNIFIED	54/70581-00-006	Charter	D	5/22/2016	2/28/2018	0.00	1,447,484.10	1,447,484.10	2,894,968.20	116,376,212.79	Yes	Yes
SOLANO	VALLEJO CITY UNIFIED	54/70581-00-007	Charter	D	5/22/2016	2/28/2018	0.00	50,315.80	50,315.80	100,631.60	116,476,844.39	Yes	Yes
SAN DIEGO	SAN DIEGO UNIFIED	54/68338-00-004	Charter	D	5/18/2017	2/28/2018	0.00	0.00	627,706.40	627,706.40	113,481,244.59	Yes	No
ALAMEDA	OAKLAND UNIFIED	54/61259-12-005	Charter	D	5/26/2017	2/28/2018	0.00	185,933.00	185,933.00	371,866.00	116,848,710.39	Yes	Yes
ALAMEDA	OAKLAND UNIFIED	54/61259-12-006	Charter	D	5/26/2017	2/28/2018	0.00	189,067.00	189,067.00	378,134.00	117,226,844.39	Yes	Yes
SACRAMENTO	NATOMAS UNIFIED	54/75283-00-008	Charter	D	5/26/2017	2/28/2018	0.00	0.00	285,982.90	285,982.90	117,512,827.29	No	No
LOS ANGELES	LOS ANGELES UNIFIED	54/64733-00-101	Charter	D	5/30/2017	2/28/2018	0.00	1,399,309.80	1,399,309.80	2,798,619.60	120,311,446.89	Yes	No
LOS ANGELES	LOS ANGELES UNIFIED	54/64733-00-101	Charter	S	5/30/2017	2/28/2018	0.00	8,716,405.00	8,716,405.00	17,432,810.00	137,744,256.89	Yes	No
ALAMEDA	OAKLAND UNIFIED	54/61259-00-011	Charter	D	6/2/2017	2/28/2018	0.00	1,020,554.30	1,020,554.30	2,041,108.60	139,785,365.49	Yes	Yes
SAN DIEGO	SAN DIEGO UNIFIED	54/68338-00-008	Charter	D	6/2/2017	2/28/2018	0.00	0.00	1,684,003.20	1,684,003.20	141,469,368.69	Yes	No
SANTA CLARA	MORGAN HILL UNIFIED	54/69583-00-002	Charter	D	6/5/2017	2/28/2018	0.00	689,971.20	689,971.20	1,379,942.40	142,849,311.09	Yes	No
SAN DIEGO	CAJON VALLEY UNION ELEMENTARY	54/67991-00-002	Charter	D	6/5/2017	2/28/2018	0.00	262,883.30	262,883.30	525,766.60	143,375,077.69	Yes	Yes
SAN DIEGO	CAJON VALLEY UNION ELEMENTARY	54/67991-00-003	Charter	D	6/5/2017	2/28/2018	0.00	174,177.90	174,177.90	348,355.80	143,723,433.49	Yes	Yes
SANTA CLARA	EAST SIDE UNION HIGH	54/69427-00-005	Charter	D	6/5/2017	2/28/2018	0.00	1,552,568.80	1,552,568.80	3,105,137.60	146,828,571.09	Yes	No
SANTA CLARA	EAST SIDE UNION HIGH	54/69427-00-006	Charter	D	6/5/2017	2/28/2018	0.00	27,429.70	27,429.70	54,859.40	146,883,430.49	Yes	No
SAN DIEGO	CAJON VALLEY UNION ELEMENTARY	54/67991-00-001	Charter	D	6/5/2017	2/28/2018	0.00	486,827.80	486,827.80	973,655.60	147,857,086.09	Yes	Yes
ALAMEDA	OAKLAND UNIFIED	54/61259-00-010	Charter	D	6/5/2017	2/28/2018	0.00	1,136,442.50	1,136,442.50	2,272,885.00	150,129,971.09	No	No
SACRAMENTO	SAN JUAN UNIFIED	54/67447-00-006	Charter	D	6/5/2017	2/28/2018	0.00	0.00	633,502.90	633,502.90	150,763,473.99	Yes	Yes
ALAMEDA	OAKLAND UNIFIED	54/61259-13-003	Charter	D	6/5/2017	2/28/2018	0.00	122,658.40	122,658.40	245,316.80	151,008,790.79	Yes	No
ALAMEDA	OAKLAND UNIFIED	54/61259-13-004	Charter	D	6/5/2017	2/28/2018	0.00	130,746.20	130,746.20	261,492.40	151,270,283.19	Yes	No
SAN BERNARDINO	SAN BERNARDINO CITY UNIFIED	54/67876-00-004	Charter	D	6/5/2017	2/28/2018	0.00	229,399.00	229,399.00	458,798.00	151,729,081.19	Yes	No
SACRAMENTO	SACRAMENTO CITY UNIFIED	54/67439-00-007	Charter	D	6/5/2017	2/28/2018	0.00	561,060.30	561,060.30	1,122,120.60	152,851,201.79	Yes	No
SACRAMENTO	SACRAMENTO CITY UNIFIED	54/67439-00-008	Charter	D	6/5/2017	2/28/2018	0.00	695,626.80	695,626.80	1,391,253.60	154,242,455.39	Yes	No
SACRAMENTO	SACRAMENTO CITY UNIFIED	54/67439-00-008	Charter	S	6/5/2017	2/28/2018	0.00	212,228.00	212,228.00	424,456.00	154,666,911.39	Yes	No
SAN DIEGO	CHULA VISTA ELEMENTARY	54/68023-00-002	Charter	D	6/5/2017	2/28/2018	0.00	0.00	298,669.20	298,669.20	154,965,580.59	No	No
SAN MATEO	BELMONT-REDWOOD SHORES ELEMENTARY	50/68866-00-005	New Construction	G	8/20/2013	3/21/2018	0.00	0.00	721,921.00	721,921.00	155,687,501.59	Yes	Yes
MARIN	LARKSPUR-CORTE MADERA	57/65367-00-005	Modernization	G	8/20/2013	3/21/2018	0.00	0.00	3,193,882.00	3,193,882.00	158,881,383.59	Yes	No
SAN MATEO	BELMONT-REDWOOD SHORES ELEMENTARY	57/68866-00-013	Modernization	G	8/20/2013	3/21/2018	0.00	0.00	1,054,533.00	1,054,533.00	159,935,916.59	Yes	Yes
ORANGE	PLACENTIA-YORBA LINDA UNIFIED	50/66647-00-036	New Construction	G	8/23/2013	3/21/2018	0.00	0.00	576,382.00	576,382.00	160,512,298.59	Yes	Yes
ORANGE	IRVINE UNIFIED	50/73650-00-018	New Construction	G	8/28/2013	3/21/2018	0.00	0.00	25,660,246.00	25,660,246.00	186,172,544.59	Yes	No
SONOMA	WINDSOR UNIFIED	50/75358-00-015	New Construction	G	9/5/2013	3/21/2018	0.00	0.00	1,957,168.00	1,957,168.00	188,129,712.59	Yes	No
FRESNO	CLOVIS UNIFIED	57/62117-00-036	Modernization	G	9/9/2013	3/21/2018	0.00	0.00	2,226,269.00	2,226,269.00	190,359,981.59	Yes	Yes
ORANGE	TUSTIN UNIFIED	57/73643-00-021	Modernization	G	9/10/2013	3/21/2018	0.00	0.00	3,302,254.00	3,302,254.00	193,658,235.59	Yes	Yes
SANTA BARBARA	SANTA BARBARA UNIFIED	57/76786-00-004	Modernization	G	9/17/2013	3/21/2018	0.00	0.00	510,675.00	510,675.00	194,168,910.59	Yes	No
CONTRA COSTA	SAN RAMON VALLEY UNIFIED	50/61804-02-007	New Construction	G	9/23/2013	3/21/2018	0.00	0.00	3,532,093.00	3,532,093.00	197,701,003.59	Yes	No
ORANGE	PLACENTIA-YORBA LINDA UNIFIED	57/66647-00-035	Modernization	G	9/25/2013	3/21/2018	0.00	0.00	1,630,910.00	1,630,910.00	199,331,913.59	Yes	Yes
MONTEREY	LAGUNITA ELEMENTARY	50/66076-00-002	New Construction	D	9/27/2013	3/21/2018	37,014.50	0.00	37,014.50	74,029.00	199,405,942.59	Yes	Yes
MONTEREY	LAGUNITA ELEMENTARY	57/66076-00-001	Modernization	D	9/27/2013	3/21/2018	17,978.00	0.00	45,766.00	63,744.00	199,469,686.59	Yes	Yes
FRESNO	CLOVIS UNIFIED	57/62117-00-037	Modernization	G	10/1/2013	3/21/2018	0.00	0.00	3,804,822.00	3,804,822.00	203,274,508.59	Yes	No
SAN DIEGO	GROSSMONT UNION HIGH	50/68130-14-004	New Construction	G	10/2/2013	3/21/2018	0.00	0.00	1,383,537.00	1,383,537.00	204,658,045.59	Yes	No
FRESNO	MENDOTA UNIFIED	50/75127-00-004	New Construction	G	10/3/2013	3/21/2018	0.00	0.00	14,045,622.00	14,045,622.00	218,703,667.59	Yes	No
SANTA BARBARA	SANTA BARBARA UNIFIED	57/76786-00-005	Modernization	G	10/7/2013	3/21/2018	0.00	0.00	525,157.00	525,157.00	219,228,824.59	Yes	Yes
GLENN	PLAZA ELEMENTARY	57/62638-00-001	Modernization	D	10/18/2013	3/21/2018	35,471.00	0.00	84,925.00	120,396.00	219,349,220.59	Yes	Yes
SANTA BARBARA	SANTA MARIA JOINT UNION HIGH	50/69310-00-004	New Construction	G	10/23/2013	3/21/2018	0.00	0.00	7,942,905.00	7,942,905.00	227,292,125.59	Yes	No
SAN DIEGO	GROSSMONT UNION HIGH	50/68130-12-006	New Construction	G	8/30/2013	4/25/2018	0.00	0.00	2,158,570.00	2,158,570.00	229,450,695.59	Yes	No
FRESNO	FRESNO UNIFIED	50/62166-00-027	New Construction	G	10/31/2013	4/25/2018	0.00	0.00	1,097,752.00	1,097,752.00	230,548,447.59	Yes	No
FRESNO	FRESNO UNIFIED	50/62166-00-028	New Construction	G	10/31/2013	4/25/2018	0.00	0.00	7,453,914.00	7,453,914.00	238,002,361.59	Yes	No
TULARE	BURTON	50/71837-00-014	New Construction	G	10/31/2013	4/25/2018	7,368,078.00	0.00	7,564,338.00	14,932,416.00	252,934,777.59	Yes	Yes
FRESNO	CENTRAL UNIFIED	57/73965-00-008	Modernization	G	11/1/2013	4/25/2018	0.00	0.00	3,275,384.00	3,275,384.00	256,210,161.59	Yes	No
CONTRA COSTA	WEST CONTRA COSTA UNIFIED	57/61796-00-048	Modernization	G	11/4/2013	4/25/2018	0.00	0.00	96,652.00	96,652.00	256,306,813.59	Yes	No
SANTA CLARA	EAST SIDE UNION HIGH	57/69427-00-035	Modernization	G	11/7/2013	4/25/2018	0.00	0.00	317,142.00	317,142.00	256,623,955.59	Yes	No
EL DORADO	MOTHER LODE UNION ELEMENTARY	57/61929-00-003	Modernization	G	11/15/2013	4/25/2018	0.00	0.00	728,528.00	728,528.00	257,352,483.59	Yes	No
EL DORADO	MOTHER LODE UNION ELEMENTARY	57/61929-00-004	Modernization	G	11/15/2013	4/25/2018	0.00	0.00	493,048.00	493,048.00	257,845,531.59	Yes	Yes
FRESNO	RAISIN CITY ELEMENTARY	57/62380-00-001	Modernization	G	11/20/2013	4/25/2018	715,308.00	0.00	1,126,261.00	1,841,569.00	259,687,100.59	No	No
CONTRA COSTA	WEST CONTRA COSTA UNIFIED	57/61796-00-049	Modernization	G	12/5/2013	4/25/2018	0.00	0.00	1,193,070.00	1,193,070.00	260,880,170.59	Yes	No
PLACER	FORESTHILL UNION ELEMENTARY	57/66837-00-001	Modernization	G	12/20/2013	4/25/2018	0.00	0.00	822,519.00	822,519.00	261,702,689.59	Yes	Yes
SAN JOAQUIN	ESCALON UNIFIED	57/68502-00-002	Modernization	G	12/23/2013	4/25/2018	0.00	0.00	7,788,148.00	7,788,148.00	269,490,837.59	Yes	No
MARIN	MILL VALLEY ELEMENTARY	57/65391-00-007	Modernization	G	1/6/2014	4/25/2018	0.00	0.00	1,560,247.00	1,560,247.00	271,051,084.59	Yes	Yes
MARIN	MILL VALLEY ELEMENTARY	57/65391-00-008	Modernization	G	1/7/2014	4/25/2018	0.00	0.00	867,261.00	867,261.00	271,918,345.59	Yes	Yes
ORANGE	IRVINE UNIFIED	50/73650-00-019	New Construction	G	1/10/2014	4/25/2018	0.00	0.00	4,785,541.00	4,785,541.00	276,703,886.59	Yes	No
LOS ANGELES	POMONA UNIFIED	57/64907-00-024	Modernization	G	1/23/2014	4/25/2018	0.00	0.00	4,587,564.00	4,587,564.00	281,291,450.59	Yes	Yes
LOS ANGELES	POMONA UNIFIED	57/64907-00-025	Modernization	G	1/23/2014	4/25/2018	0.00	0.00	2,320,154.00	2,320,154.00	283,611,604.59	Yes	Yes
LOS ANGELES	LONG BEACH UNIFIED	57/64725-00-017	Modernization	G	1/24/2014	4/25/2018	0.00	0.00	4,351,583.00	4,351,583.00	287,963,187.59	Yes	No
LOS ANGELES	LONG BEACH UNIFIED	57/64725-00-018	Modernization	G	1/27/2014	4/25/2018	0.00	0.00	7,290,378.00	7,290,378.00	295,253,565.59	Yes	No
SAN BERNARDINO	COLTON JOINT UNIFIED	57/67686-00-015	Modernization	G	2/6/2014	4/25/2018	0.00	0.00	1,235,300.00	1,235,300.00	296,488,865.59	Yes	Yes
SAN BERNARDINO	COLTON JOINT UNIFIED	57/67686-00-016	Modernization	G	2/6/2014	4/25/2018	0.00	0.00	972,513.00	972,513.00	297,461,378.59	Yes	Yes
SAN BERNARDINO	COLTON JOINT UNIFIED	57/67686-00-017	Modernization	G	2/6/2014	4/25/2018	0.00	0.00	860,673.00	860,673.00	298,322,051.59	Yes	Yes
TEHAMA	LOS MOLINOS UNIFIED	57/71571-00-001	Modernization	G	2/6/2014	4/25/2018	442,883.00	0.00	704,168.00	1,147,051.00	299,469,102.59	Yes	No
TEHAMA	LOS MOLINOS UNIFIED	57/71571-00-002	Modernization	G	2/6/2014	4/25/2018	1,163,071.00	0.00	1,744,606.00	2,907,677.00	302,376,779.59	Yes	Yes
TEHAMA	LOS MOLINOS UNIFIED	57/71571-00-003	Modernization	G	2/6/2014	4/25/2018	993,060.00	0.00	1,489,590.00	2,482,650.00	304,859,429.59	Yes	Yes
SACRAMENTO	ELK GROVE UNIFIED	53/67314-00-004	Critically Overcrowded Schools	L	4/2/2012	5/23/2018	0.00	0.00	54.00	54.00	304,859,483.59	N/A	No

Unfunded Approvals as of
August 15, 2018 SAB

County	School District	Application Number	Program	Approval	Received Date	SAB Unfunded Approval	Financial Hardship Apportionment	Loan	State Share	Total Apportionment	Cumulative Amount	Submitted Certification Letter May 2018	Grant Agreement Received as of 08/27/2018
STANISLAUS	PATTERSON JOINT UNIFIED	50/71217-00-009	New Construction	G	5/15/2013	5/23/2018	0.00	0.00	349,758.00	349,758.00	305,209,241.59	Yes	No
GLENN	LAKE ELEMENTARY	50/62596-00-001	New Construction	G	12/20/2013	5/23/2018	2,094,563.00	0.00	2,107,987.00	4,202,550.00	309,411,791.59	Yes	No
ORANGE	ORANGE UNIFIED	57/66621-00-053	Modernization	G	2/12/2014	5/23/2018	0.00	0.00	992,386.00	992,386.00	310,404,177.59	Yes	No
TULARE	VISALIA UNIFIED	50/72256-00-027	New Construction	G	2/24/2014	5/23/2018	0.00	0.00	1,390,188.00	1,390,188.00	311,794,365.59	Yes	No
ORANGE	SAVANNA ELEMENTARY	57/66696-00-004	Modernization	G	2/24/2014	5/23/2018	0.00	0.00	3,183,010.00	3,183,010.00	314,977,375.59	Yes	No
TULARE	VISALIA UNIFIED	57/72256-00-020	Modernization	G	2/24/2014	5/23/2018	0.00	0.00	1,210,251.00	1,210,251.00	316,187,626.59	Yes	No
KERN	MAPLE ELEMENTARY	50/63610-00-001	New Construction	D	3/6/2014	5/23/2018	115,670.00	0.00	115,670.00	231,340.00	316,418,966.59	Yes	No
FRESNO	CLOVIS UNIFIED	57/62117-00-038	Modernization	G	3/7/2014	5/23/2018	0.00	0.00	2,579,643.00	2,579,643.00	318,998,609.59	Yes	Yes
AMADOR	AMADOR COUNTY OFFICE OF EDUCATION	50/10033-00-003	New Construction	G	3/18/2014	5/23/2018	1,131,857.00	0.00	1,131,857.00	2,263,714.00	321,262,323.59	Yes	No
AMADOR	AMADOR COUNTY OFFICE OF EDUCATION	50/10033-00-004	New Construction	G	3/18/2014	5/23/2018	589,894.00	0.00	589,894.00	1,179,788.00	322,442,111.59	Yes	No
ORANGE	SADDLEBACK VALLEY UNIFIED	57/73635-00-033	Modernization	G	3/18/2014	5/23/2018	0.00	0.00	511,967.00	511,967.00	322,954,078.59	Yes	Yes
HUMBOLDT	TRINIDAD UNION ELEMENTARY	57/63057-00-001	Modernization	G	3/20/2014	5/23/2018	0.00	0.00	870,730.00	870,730.00	323,824,808.59	Yes	Yes
ORANGE	NEWPORT-MESA UNIFIED	57/66597-00-034	Modernization	G	3/21/2014	5/23/2018	0.00	0.00	903,258.00	903,258.00	324,728,066.59	Yes	No
MONTEREY	MONTEREY COUNTY OFFICE OF EDUCATION	50/10272-00-011	New Construction	J	3/26/2014	5/23/2018	310,236.00	0.00	479,165.00	789,401.00	325,517,467.59	Yes	No
HUMBOLDT	CUTTEN ELEMENTARY	57/62745-00-001	Modernization	G	3/26/2014	5/23/2018	0.00	0.00	494,991.00	494,991.00	326,012,458.59	Yes	Yes
TULARE	BURTON	57/71837-00-005	Modernization	D	4/1/2014	5/23/2018	177,358.00	0.00	266,038.00	443,396.00	326,455,854.59	Yes	No
TULARE	BURTON	57/71837-00-006	Modernization	D	4/1/2014	5/23/2018	0.00	0.00	302,775.00	302,775.00	326,758,629.59	Yes	No
TULARE	BURTON	57/71837-00-007	Modernization	D	4/1/2014	5/23/2018	79,732.00	0.00	119,598.00	199,330.00	326,957,959.59	Yes	No
TULARE	PLEASANT VIEW ELEMENTARY	57/72058-00-002	Modernization	D	4/1/2014	5/23/2018	120,042.00	0.00	180,064.00	300,106.00	327,258,065.59	Yes	No
RIVERSIDE	PALM SPRINGS UNIFIED	57/67173-00-008	Modernization	G	4/8/2014	5/23/2018	0.00	0.00	688,789.00	688,789.00	327,946,854.59	Yes	Yes
SANTA CLARA	FREMONT UNION HIGH	57/69468-00-014	Modernization	G	4/8/2014	5/23/2018	0.00	0.00	2,263,601.00	2,263,601.00	330,210,455.59	Yes	Yes
TULARE	THREE RIVERS UNION ELEMENTARY	57/72207-00-002	Modernization	G	4/11/2014	5/23/2018	0.00	0.00	1,033,272.00	1,033,272.00	331,243,727.59	Yes	Yes
SANTA CLARA	FREMONT UNION HIGH	50/69468-01-002	New Construction	G	4/16/2014	5/23/2018	0.00	0.00	3,843,746.00	3,843,746.00	335,087,473.59	Yes	Yes
SANTA CLARA	FREMONT UNION HIGH	57/69468-00-015	Modernization	G	4/16/2014	5/23/2018	0.00	0.00	161,005.00	161,005.00	335,248,478.59	Yes	Yes
SOLANO	VALLEJO CITY UNIFIED	54/70581-00-004	Charter	D	5/22/2017	5/23/2018	0.00	22,306.20	22,306.20	44,612.40	335,293,090.99	Yes	Yes
SOLANO	VALLEJO CITY UNIFIED	54/70581-00-005	Charter	D	5/22/2017	5/23/2018	0.00	861,288.30	861,288.30	1,722,576.60	337,015,667.59	Yes	Yes
LOS ANGELES	LOS ANGELES UNIFIED	54/64733-00-102	Charter	D	6/1/2017	5/23/2018	0.00	448,501.20	448,501.20	897,002.40	337,912,669.99	Yes	No
LOS ANGELES	LOS ANGELES UNIFIED	54/64733-00-102	Charter	S	6/1/2017	5/23/2018	0.00	7,441,670.00	7,441,670.00	14,883,340.00	352,796,009.99	Yes	No
SAN JOAQUIN	TRACY JOINT UNIFIED	54/75499-00-005	Charter	D	6/5/2017	5/23/2018	0.00	0.00	260,144.90	260,144.90	353,056,154.89	Yes	Yes
SACRAMENTO	NATOMAS UNIFIED	54/75283-00-006	Charter	G	5/25/2017	5/23/2018	0.00	0.00	2,075,955.00	2,075,955.00	355,132,109.89	Yes	No
SACRAMENTO	NATOMAS UNIFIED	54/75283-00-007	Charter	G	5/25/2017	5/23/2018	0.00	0.00	4,114,640.00	4,114,640.00	359,246,749.89	Yes	No
FRESNO	KERMAN UNIFIED	55/73999-00-002	Career Tech New Construction	G	2/9/2018	5/23/2018	0.00	0.00	1,697,218.00	1,697,218.00	360,943,967.89	Yes	No
FRESNO	KERMAN UNIFIED	55/73999-00-003	Career Tech New Construction	G	2/9/2018	5/23/2018	0.00	0.00	1,950,923.00	1,950,923.00	362,894,890.89	Yes	No
FRESNO	CLOVIS UNIFIED	55/62117-00-009	Career Tech New Construction	G	2/14/2018	5/23/2018	0.00	0.00	1,500,939.00	1,500,939.00	364,395,829.89	Yes	No
FRESNO	CLOVIS UNIFIED	55/62117-00-011	Career Tech New Construction	G	2/14/2018	5/23/2018	0.00	0.00	522,589.00	522,589.00	364,918,418.89	Yes	No
FRESNO	CLOVIS UNIFIED	55/62117-00-012	Career Tech New Construction	G	2/14/2018	5/23/2018	0.00	0.00	1,318,700.00	1,318,700.00	366,237,118.89	Yes	No
FRESNO	SANGER UNIFIED	55/62414-00-001	Career Tech New Construction	G	2/14/2018	5/23/2018	0.00	0.00	2,668,934.00	2,668,934.00	368,906,052.89	Yes	No
RIVERSIDE	BANNING UNIFIED	55/66985-00-001	Career Tech New Construction	G	2/14/2018	5/23/2018	0.00	0.00	3,000,000.00	3,000,000.00	371,906,052.89	Yes	No
FRESNO	COALINGA/HURON JOINT UNIFIED	55/62125-00-001	Career Tech New Construction	G	2/15/2018	5/23/2018	0.00	0.00	2,515,093.00	2,515,093.00	374,421,145.89	Yes	Yes
KINGS	CORCORAN JOINT UNIFIED	55/63891-00-001	Career Tech New Construction	G	2/15/2018	5/23/2018	0.00	0.00	2,925,208.00	2,925,208.00	377,346,353.89	Yes	No
MADERA	GOLDEN VALLEY UNIFIED	55/75580-00-001	Career Tech New Construction	G	2/15/2018	5/23/2018	0.00	0.00	2,865,579.00	2,865,579.00	380,211,932.89	Yes	No
MADERA	GOLDEN VALLEY UNIFIED	55/75580-00-002	Career Tech New Construction	G	2/15/2018	5/23/2018	0.00	0.00	2,357,340.00	2,357,340.00	382,569,272.89	Yes	No
MADERA	MADERA UNIFIED	55/65243-00-003	Career Tech New Construction	G	2/15/2018	5/23/2018	0.00	0.00	636,759.00	636,759.00	383,206,031.89	Yes	No
MADERA	MADERA UNIFIED	55/65243-00-004	Career Tech New Construction	G	2/15/2018	5/23/2018	0.00	0.00	1,608,476.00	1,608,476.00	384,814,507.89	Yes	No
SHASTA	ANDERSON UNION HIGH	59/69856-00-001	Career Tech Rehabilitation	G	2/15/2018	5/23/2018	0.00	0.00	578,319.00	578,319.00	385,392,826.89	Yes	No
TEHAMA	RED BLUFF JOINT UNION HIGH	55/71639-00-001	Career Tech New Construction	G	2/15/2018	5/23/2018	0.00	0.00	1,523,067.00	1,523,067.00	386,915,893.89	Yes	No
LOS ANGELES	WEST COVINA UNIFIED	55/65094-00-001	Career Tech New Construction	G	2/16/2018	5/23/2018	0.00	0.00	3,000,000.00	3,000,000.00	389,915,893.89	Yes	No
SACRAMENTO	ELK GROVE UNIFIED	55/67314-00-002	Career Tech New Construction	G	2/16/2018	5/23/2018	0.00	0.00	996,026.00	996,026.00	390,911,919.89	Yes	No
SACRAMENTO	ELK GROVE UNIFIED	55/67314-00-004	Career Tech New Construction	G	2/16/2018	5/23/2018	0.00	0.00	1,588,345.00	1,588,345.00	392,500,264.89	No	No
SACRAMENTO	ELK GROVE UNIFIED	55/67314-00-005	Career Tech New Construction	G	2/16/2018	5/23/2018	0.00	0.00	2,078,653.00	2,078,653.00	394,578,917.89	No	No
SAN LUIS OBISPO	SAN LUIS COASTAL UNIFIED	59/68809-00-004	Career Tech Rehabilitation	G	2/16/2018	5/23/2018	0.00	0.00	1,355,143.00	1,355,143.00	395,934,060.89	Yes	No
SAN LUIS OBISPO	SAN LUIS COASTAL UNIFIED	59/68809-00-005	Career Tech Rehabilitation	G	2/16/2018	5/23/2018	0.00	0.00	479,234.00	479,234.00	396,413,294.89	Yes	No
SAN LUIS OBISPO	SAN LUIS COASTAL UNIFIED	59/68809-00-006	Career Tech Rehabilitation	G	2/16/2018	5/23/2018	0.00	0.00	1,500,000.00	1,500,000.00	397,913,294.89	Yes	No
FRESNO	FIREBAUGH-LAS DELTAS UNIFIED	59/73809-00-002	Career Tech Rehabilitation	G	2/20/2018	5/23/2018	0.00	0.00	1,118,044.00	1,118,044.00	399,031,338.89	Yes	No
FRESNO	FRESNO UNIFIED	55/62166-00-002	Career Tech New Construction	G	2/20/2018	5/23/2018	0.00	0.00	1,905,671.00	1,905,671.00	400,937,009.89	Yes	No
FRESNO	FRESNO UNIFIED	55/62166-00-003	Career Tech New Construction	G	2/20/2018	5/23/2018	0.00	0.00	472,715.00	472,715.00	401,409,724.89	Yes	No
FRESNO	FRESNO UNIFIED	55/62166-00-004	Career Tech New Construction	G	2/20/2018	5/23/2018	0.00	0.00	1,190,400.00	1,190,400.00	402,600,124.89	Yes	No
FRESNO	FRESNO UNIFIED	55/62166-00-005	Career Tech New Construction	G	2/20/2018	5/23/2018	0.00	0.00	2,857,001.00	2,857,001.00	405,457,125.89	Yes	No
FRESNO	FRESNO UNIFIED	59/62166-00-002	Career Tech Rehabilitation	G	2/20/2018	5/23/2018	0.00	0.00	623,386.00	623,386.00	406,080,511.89	Yes	No
FRESNO	FRESNO UNIFIED	59/62166-00-004	Career Tech Rehabilitation	G	2/20/2018	5/23/2018	0.00	0.00	1,106,787.00	1,106,787.00	407,187,298.89	Yes	No
MENDOCINO	LAYTONVILLE UNIFIED	55/73916-00-001	Career Tech New Construction	G	2/20/2018	5/23/2018	0.00	550,000.00	758,159.00	1,308,159.00	408,495,457.89	Yes	No
ORANGE	IRVINE UNIFIED	55/73650-00-003	Career Tech New Construction	G	2/20/2018	5/23/2018	0.00	0.00	348,920.00	348,920.00	408,844,377.89	Yes	No
RIVERSIDE	VAL VERDE UNIFIED	55/75242-02-001	Career Tech New Construction	G	2/20/2018	5/23/2018	0.00	0.00	481,639.00	481,639.00	409,326,016.89	Yes	No
SAN BERNARDINO	SAN BERNARDINO CITY UNIFIED	55/67876-00-001	Career Tech New Construction	G	2/20/2018	5/23/2018	0.00	0.00	3,000,000.00	3,000,000.00	412,326,016.89	Yes	No
SAN DIEGO	SAN DIEGO UNIFIED	55/68338-03-002	Career Tech New Construction	G	2/20/2018	5/23/2018	0.00	0.00	2,629,783.00	2,629,783.00	414,955,799.89	Yes	No
SAN DIEGO	SAN DIEGO UNIFIED	55/68338-06-001	Career Tech New Construction	G	2/20/2018	5/23/2018	0.00	0.00	2,989,133.00	2,989,133.00	417,944,932.89	Yes	No
SAN DIEGO	SAN DIEGO UNIFIED	59/68338-01-001	Career Tech Rehabilitation	G	2/20/2018	5/23/2018	0.00	0.00	1,483,774.00	1,483,774.00	419,428,706.89	Yes	No
SAN LUIS OBISPO	LUCIA MAR UNIFIED	55/68759-00-003	Career Tech New Construction	G	2/20/2018	5/23/2018	0.00	0.00	2,000,000.00	2,000,000.00	421,428,706.89	Yes	Yes
SAN LUIS OBISPO	TEMPLETON UNIFIED	55/68841-00-001	Career Tech New Construction	G	2/20/2018	5/23/2018	0.00	0.00	1,158,991.00	1,158,991.00	422,587,697.89	Yes	No
SANTA BARBARA	SANTA BARBARA UNIFIED	55/76786-00-001	Career Tech New Construction	G	2/20/2018	5/23/2018	0.00	0.00	1,299,928.00	1,299,928.00	423,887,625.89	Yes	No
SANTA BARBARA	SANTA BARBARA UNIFIED	55/76786-00-002	Career Tech New Construction	G	2/20/2018	5/23/2018	0.00	0.00	2,930,307.00	2,930,307.00	426,817,932.89	Yes	No

Unfunded Approvals as of
August 15, 2018 SAB

County	School District	Application Number	Program	Approval	Received Date	SAB Unfunded Approval	Financial Hardship Apportionment	Loan	State Share	Total Apportionment	Cumulative Amount	Submitted Certification Letter May 2018	Grant Agreement Received as of 08/27/2018
SISKIYOU	SISKIYOU UNION HIGH	55/70466-00-003	Career Tech New Construction	G	2/20/2018	5/23/2018	0.00	0.00	720,000.00	720,000.00	427,537,932.89	Yes	No
SOLANO	DIXON UNIFIED	55/70532-00-002	Career Tech New Construction	G	2/20/2018	5/23/2018	0.00	0.00	978,159.00	978,159.00	428,516,091.89	Yes	No
YOLO	WASHINGTON UNIFIED	59/72694-00-001	Career Tech Rehabilitation	G	2/20/2018	5/23/2018	0.00	0.00	1,500,000.00	1,500,000.00	430,016,091.89	Yes	No
BUTTE	CHICO UNIFIED	55/61424-00-004	Career Tech New Construction	G	2/21/2018	5/23/2018	0.00	0.00	3,000,000.00	3,000,000.00	433,016,091.89	No	No
BUTTE	CHICO UNIFIED	59/61424-00-005	Career Tech Rehabilitation	G	2/21/2018	5/23/2018	0.00	0.00	1,231,747.00	1,231,747.00	434,247,838.89	No	No
FRESNO	FRESNO COUNTY OFFICE OF EDUCATION	55/10108-00-001	Career Tech New Construction	G	2/21/2018	5/23/2018	0.00	0.00	2,529,505.00	2,529,505.00	436,777,343.89	Yes	Yes
FRESNO	FRESNO COUNTY OFFICE OF EDUCATION	55/10108-00-002	Career Tech New Construction	G	2/21/2018	5/23/2018	0.00	0.00	2,431,380.00	2,431,380.00	439,208,723.89	Yes	Yes
HUMBOLDT	EUREKA CITY UNIFIED	55/75515-00-001	Career Tech New Construction	G	2/21/2018	5/23/2018	0.00	0.00	3,000,000.00	3,000,000.00	442,208,723.89	Yes	No
KERN	KERN HIGH	55/63529-00-005	Career Tech New Construction	G	2/21/2018	5/23/2018	0.00	0.00	1,257,250.00	1,257,250.00	443,465,973.89	Yes	Yes
KERN	KERN HIGH	55/63529-00-006	Career Tech New Construction	G	2/21/2018	5/23/2018	0.00	0.00	273,118.00	273,118.00	443,739,091.89	Yes	Yes
KERN	KERN HIGH	55/63529-00-007	Career Tech New Construction	G	2/21/2018	5/23/2018	0.00	0.00	130,454.00	130,454.00	443,869,545.89	Yes	Yes
KERN	KERN HIGH	55/63529-00-008	Career Tech New Construction	G	2/21/2018	5/23/2018	0.00	0.00	468,692.00	468,692.00	444,338,237.89	Yes	Yes
KERN	KERN HIGH	55/63529-00-009	Career Tech New Construction	G	2/21/2018	5/23/2018	0.00	0.00	721,180.00	721,180.00	445,059,417.89	Yes	Yes
KERN	KERN HIGH	55/63529-00-010	Career Tech New Construction	G	2/21/2018	5/23/2018	0.00	0.00	2,392,307.00	2,392,307.00	447,451,724.89	Yes	Yes
KERN	KERN HIGH	55/63529-00-011	Career Tech New Construction	G	2/21/2018	5/23/2018	0.00	0.00	749,811.00	749,811.00	448,201,535.89	Yes	Yes
KERN	KERN HIGH	55/63529-00-012	Career Tech New Construction	G	2/21/2018	5/23/2018	0.00	0.00	1,005,472.00	1,005,472.00	449,207,007.89	Yes	Yes
KERN	KERN HIGH	55/63529-00-013	Career Tech New Construction	G	2/21/2018	5/23/2018	0.00	0.00	279,827.00	279,827.00	449,486,834.89	Yes	Yes
KERN	KERN HIGH	55/63529-00-014	Career Tech New Construction	G	2/21/2018	5/23/2018	0.00	0.00	646,071.00	646,071.00	450,132,905.89	Yes	Yes
KERN	KERN HIGH	55/63529-00-015	Career Tech New Construction	G	2/21/2018	5/23/2018	0.00	0.00	338,403.00	338,403.00	450,471,308.89	Yes	Yes
KERN	KERN HIGH	55/63529-00-016	Career Tech New Construction	G	2/21/2018	5/23/2018	0.00	0.00	3,000,000.00	3,000,000.00	453,471,308.89	Yes	Yes
KERN	KERN HIGH	55/63529-00-017	Career Tech New Construction	G	2/21/2018	5/23/2018	0.00	0.00	1,435,435.00	1,435,435.00	454,906,743.89	No	No
LOS ANGELES	DOWNEY UNIFIED	55/64451-00-002	Career Tech New Construction	G	2/21/2018	5/23/2018	0.00	0.00	1,948,793.00	1,948,793.00	456,855,536.89	No	No
LOS ANGELES	WILLIAM S. HART UNION HIGH	55/65136-00-001	Career Tech New Construction	G	2/21/2018	5/23/2018	0.00	0.00	1,160,374.00	1,160,374.00	458,015,910.89	Yes	No
LOS ANGELES	LOS ANGELES UNIFIED	59/64733-00-029	Career Tech Rehabilitation	G	2/21/2018	5/23/2018	0.00	0.00	1,500,000.00	1,500,000.00	459,515,910.89	Yes	No
PLACER	WESTERN PLACER UNIFIED	55/66951-00-001	Career Tech New Construction	G	2/21/2018	5/23/2018	0.00	0.00	3,000,000.00	3,000,000.00	462,515,910.89	Yes	No
SACRAMENTO	GALT JOINT UNION HIGH	55/67355-00-003	Career Tech New Construction	G	2/21/2018	5/23/2018	0.00	0.00	1,055,770.00	1,055,770.00	463,571,680.89	Yes	No
SANTA BARBARA	SANTA MARIA JOINT UNION HIGH	55/69310-00-002	Career Tech New Construction	G	2/21/2018	5/23/2018	0.00	0.00	2,444,758.00	2,444,758.00	466,016,438.89	Yes	No
TULARE	PORTERVILLE UNIFIED	55/75523-00-004	Career Tech New Construction	G	2/21/2018	5/23/2018	0.00	0.00	2,998,035.00	2,998,035.00	469,014,473.89	Yes	No
TULARE	DINUBA UNIFIED	55/75531-00-002	Career Tech New Construction	G	2/21/2018	5/23/2018	0.00	2,533,756.00	2,533,756.00	5,067,512.00	474,081,985.89	Yes	No
TULARE	DINUBA UNIFIED	55/75531-00-003	Career Tech New Construction	G	2/21/2018	5/23/2018	0.00	1,627,923.00	1,627,923.00	3,255,846.00	477,337,831.89	Yes	No
VENTURA	FILLMORE UNIFIED	55/72454-00-001	Career Tech New Construction	G	2/21/2018	5/23/2018	0.00	0.00	3,000,000.00	3,000,000.00	480,337,831.89	Yes	No
FRESNO	FIREBAUGH-LAS DELTAS UNIFIED	55/73809-00-001	Career Tech New Construction	G	2/22/2018	5/23/2018	0.00	0.00	1,297,487.00	1,297,487.00	481,635,318.89	Yes	No
SONOMA	OLD ADOBE UNION ELEMENTARY	54/70847-00-005	Charter	G	6/5/2017	5/23/2018	0.00	0.00	285,810.00	285,810.00	481,921,128.89	Yes	No
KERN	MUROCK JOINT UNIFIED	57/63685-00-009	Modernization	G	4/12/2018	5/23/2018	789,699.00	0.00	2,714,972.00	3,504,671.00	485,425,799.89	Yes	No
SANTA CLARA	ALUM ROCK UNION ELEMENTARY	54/69369-00-002	Charter	D	5/30/2014	6/19/2018	0.00	440,359.70	440,359.70	880,719.40	486,306,519.29	N/A	No
SANTA CLARA	ALUM ROCK UNION ELEMENTARY	54/69369-00-003	Charter	D	5/30/2014	6/19/2018	0.00	25,675.55	25,675.55	51,351.10	486,357,870.39	N/A	No
KINGS	ISLAND UNION ELEMENTARY	57/63933-00-001	Modernization	G	4/24/2014	6/27/2018	256,111.00	0.00	384,168.00	640,279.00	486,998,149.39	N/A	No
SOLANO	SOLANO COUNTY OFFICE OF EDUCATION	57/10488-00-022	Modernization	G	4/28/2014	6/27/2018	292,000.00	0.00	438,000.00	730,000.00	487,728,149.39	N/A	No
SONOMA	WILMAR UNION ELEMENTARY	57/71019-00-002	Modernization	G	5/5/2014	6/27/2018	0.00	0.00	198,831.00	198,831.00	487,926,980.39	N/A	No
AMADOR	AMADOR COUNTY OFFICE OF EDUCATION	50/10033-00-002	New Construction	G	5/12/2014	6/27/2018	1,814,263.50	0.00	1,814,263.50	3,628,527.00	491,555,507.39	N/A	No
KERN	MCFARLAND UNIFIED	57/73908-00-006	Modernization	G	5/12/2014	6/27/2018	0.00	0.00	1,200,683.00	1,200,683.00	492,756,190.39	N/A	No
SAN FRANCISCO	SAN FRANCISCO UNIFIED	57/68478-00-043	Modernization	G	5/14/2014	6/27/2018	0.00	0.00	7,308,412.00	7,308,412.00	500,064,602.39	N/A	No
TULARE	WOODLAKE UNIFIED	57/76794-00-002	Modernization	G	5/14/2014	6/27/2018	0.00	0.00	2,594,328.00	2,594,328.00	502,658,930.39	N/A	No
YUBA	YUBA COUNTY OFFICE OF EDUCATION	57/10587-00-001	Modernization	D	5/15/2014	6/27/2018	0.00	0.00	59,657.00	59,657.00	502,718,587.39	N/A	Yes
YUBA	YUBA COUNTY OFFICE OF EDUCATION	57/10587-00-002	Modernization	D	5/15/2014	6/27/2018	15,441.00	0.00	23,161.00	38,602.00	502,757,189.39	N/A	Yes
YUBA	YUBA COUNTY OFFICE OF EDUCATION	57/10587-00-003	Modernization	D	5/15/2014	6/27/2018	26,670.00	0.00	40,006.00	66,676.00	502,823,865.39	N/A	Yes
YUBA	YUBA COUNTY OFFICE OF EDUCATION	57/10587-00-004	Modernization	D	5/15/2014	6/27/2018	11,230.00	0.00	16,844.00	28,074.00	502,851,939.39	N/A	Yes
YUBA	YUBA COUNTY OFFICE OF EDUCATION	57/10587-00-005	Modernization	D	5/15/2014	6/27/2018	80,011.00	0.00	120,016.00	200,027.00	503,051,966.39	N/A	Yes
YUBA	YUBA COUNTY OFFICE OF EDUCATION	57/10587-00-006	Modernization	D	5/15/2014	6/27/2018	16,844.00	0.00	25,267.00	42,111.00	503,094,077.39	N/A	Yes
ALAMEDA	DUBLIN UNIFIED	50/75093-00-009	New Construction	L	8/25/2009	8/15/2018	0.00	0.00	1,386.00	1,386.00	503,095,463.39	N/A	n/a
LOS ANGELES	LOS ANGELES UNIFIED	53/64733-00-520	Critically Overcrowded Schools	L	11/2/2009	8/15/2018	0.00	0.00	294,662.36	294,662.36	503,390,125.75	N/A	n/a
FRESNO	FRESNO UNIFIED	50/62166-00-029	New Construction	G	5/21/2014	8/15/2018	0.00	0.00	636,277.00	636,277.00	504,026,402.75	N/A	No
SAN MATEO	SEQUOIA UNION HIGH	50/69062-01-004	New Construction	G	5/21/2014	8/15/2018	0.00	0.00	2,852,069.00	2,852,069.00	506,878,471.75	N/A	No
TULARE	LIBERTY ELEMENTARY	50/71985-00-002	New Construction	G	5/23/2014	8/15/2018	0.00	0.00	691,774.00	691,774.00	507,570,245.75	N/A	No
TULARE	WOODLAKE UNIFIED	57/76794-00-001	Modernization	G	5/23/2014	8/15/2018	0.00	0.00	264,152.00	264,152.00	507,834,397.75	N/A	No
LOS ANGELES	PASADENA UNIFIED	57/64881-00-035	Modernization	G	6/2/2014	8/15/2018	0.00	0.00	181,799.00	181,799.00	508,016,196.75	N/A	No
ORANGE	PLACENTIA-YORBA LINDA UNIFIED	57/66647-00-036	Modernization	G	6/6/2014	8/15/2018	0.00	0.00	1,612,559.00	1,612,559.00	509,628,755.75	N/A	No
SAN FRANCISCO	SAN FRANCISCO UNIFIED	57/68478-00-044	Modernization	G	6/9/2014	8/15/2018	0.00	0.00	1,836,595.00	1,836,595.00	511,465,350.75	N/A	No
SAN DIEGO	GROSSMONT UNION HIGH	57/68130-00-021	Modernization	G	6/12/2014	8/15/2018	0.00	0.00	9,202,126.00	9,202,126.00	520,667,476.75	N/A	No
SAN JOAQUIN	LINCOLN UNIFIED	57/68569-00-013	Modernization	G	6/12/2014	8/15/2018	0.00	0.00	260,771.00	260,771.00	520,928,247.75	N/A	No
SAN JOAQUIN	LINCOLN UNIFIED	57/68569-00-014	Modernization	G	6/12/2014	8/15/2018	0.00	0.00	676,118.00	676,118.00	521,604,365.75	N/A	No
SAN LUIS OBISPO	SAN LUIS COASTAL UNIFIED	54/68809-00-001	Charter	G	4/13/2018	8/15/2018	0.00	0.00	2,680,652.00	2,680,652.00	524,285,017.75	N/A	No
Total							20,738,761.00	41,863,593.25	461,682,663.50	524,285,017.75			

*This Unfunded List (Lack of AB 55 Loans) includes \$83.5 million for 51 projects for Charter School Facilities Program Preliminary Apportionments for Design and Site Funding.

INFORMATION ITEM

SCHOOL FACILITY PROGRAM OFFICE OF PUBLIC SCHOOL CONSTRUCTION FUNDING WORKLOAD LISTING (Applications Received Through August 31, 2018)

The New Construction and Modernization projects on this list represent completed applications awaiting the Office of Public School Construction processing and scheduling to the State Allocation Board.

This list includes future workload that is identified as:

- Pending reflects workload that has been processed by the OPSC but awaiting further information/documentation from the district.
- Reviewing reflects currently being processed by the OPSC.

Pursuant to SFP Regulation Section 1859.95.1, this list also includes applications that were received, but not reviewed by the Office of Public School Construction (OPSC). This list is presented to the State Allocation Board for acknowledgement.

This list is also available on the Internet and is updated on the first and third Fridays of each month.

www.dgs.ca.gov/opsc

SFP APPLICATIONS
New Construction and Charter School Facilities Program
- Workload as of August 31, 2018 -

District	County	Site Name	Application Number	OPSC Date Received	Estimated State Grant (a)	Financial Hardship (b)	Notification Occurred**
Ross Valley	Marin	White Hill Middle	50/75002-00-002	10/28/13	\$ 3,231,322	\$ -	12/4/2017
Pleasant View Elementary	Tulare	Pleasant View Elementary	50/72058-00-003	04/01/14	\$ 451,388	\$ 451,388	1/12/2018
Anaheim Elementary	Orange	John Marshall Elementary	50/66423-00-010	06/18/14	\$ 13,426,438	\$ -	1/16/2018
Los Banos Unified	Merced	Los Banos New Elementary	50/65755-00-008	07/11/14	\$ 11,110,922	\$ -	1/17/2018
Yuba County Office of Education	Yuba	Thomas E. Mathews Community	50/10587-00-001	07/22/14	\$ 295,475	\$ 295,475	1/17/2018
Yuba County Office of Education	Yuba	Goldfield	50/10587-00-002	07/22/14	\$ 112,327	\$ 112,327	1/17/2018
Yuba County Office of Education	Yuba	Special Education School 1	50/10587-00-003	07/22/14	\$ 56,164	\$ 56,164	1/17/2018
Yuba County Office of Education	Yuba	Special Education School 2	50/10587-00-004	07/22/14	\$ 37,442	\$ 37,442	1/17/2018
Yuba County Office of Education	Yuba	Special Education School 3	50/10587-00-005	07/22/14	\$ 56,164	\$ 56,164	1/17/2018
Yuba County Office of Education	Yuba	Special Education School 4	50/10587-00-006	07/22/14	\$ 56,164	\$ 56,164	1/17/2018
Yuba County Office of Education	Yuba	Special Education School 5	50/10587-00-007	07/22/14	\$ 56,164	\$ 56,164	1/17/2018
Yuba County Office of Education	Yuba	Special Education School 6	50/10587-00-008	07/22/14	\$ 56,164	\$ 56,164	1/17/2018
Firebaugh-Las Deltas Unified	Fresno	Mills (Arthur E.) Intermediate	50/73809-00-004	07/31/14	\$ 782,366	\$ -	2/1/2018
Marin County Office of Education	Marin	Marin Community	50/10215-00-001	08/14/14	\$ 1,532,100	\$ -	2/1/2018
Bakersfield City Elementary	Kern	Dr. Douglas K. Fletcher Elementary	50/63321-00-028	08/14/14	\$ 778,252	\$ -	2/1/2018
Bakersfield City Elementary	Kern	Sequoia Middle	50/63321-00-029	08/14/14	\$ 1,916,665	\$ -	2/1/2018
Kings Canyon Joint Unified	Fresno	Alta Elementary	50/62265-00-010	08/15/14	\$ 724,408	\$ -	2/1/2018
Sequoia Union High	San Mateo	Myrtle Street	50/69062-00-013	08/18/14	\$ 8,799,369	\$ -	2/1/2018
San Ramon Valley Unified	Contra Costa	Gale Ranch Middle	50/61804-00-038	08/20/14	\$ 482,106	\$ -	2/1/2018
San Ramon Valley Unified	Contra Costa	Dougherty Valley High	50/61804-00-039	08/20/14	\$ 1,615,969	\$ -	2/1/2018
Washington Colony Elementary	Fresno	Washington Colony Elementary	50/62513-00-001	08/20/14	\$ 2,182,944	\$ 2,182,944	2/1/2018
Templeton Unified	San Luis Obispo	Templeton Elementary	50/68841-00-001	08/20/14	\$ 978,993	\$ -	2/1/2018
Grossmont Union High	San Diego	Elite Academy	50/68130-13-006	09/02/14	\$ 2,705,363	\$ -	2/1/2018
Irvine Unified	Orange	Irvine High	50/73650-00-020	09/02/14	\$ 6,138,311	\$ -	2/1/2018
Clovis Unified	Fresno	Clark Intermediate	50/62117-00-019	09/05/14	\$ 3,602,578	\$ -	3/1/2018
Dublin Unified	Alameda	J.M. Amador Elementary	50/75093-00-010	09/19/14	\$ 30,095,249	\$ -	3/1/2018
Clovis Unified	Fresno	Sierra Vista Elementary	50/62117-00-020	09/23/14	\$ 311,626	\$ -	3/1/2018
Ripon Unified	San Joaquin	Weston Elementary	50/68650-00-006	09/25/14	\$ 6,566,957	\$ -	3/1/2018
Etiwanda Elementary	San Bernardino	David W. Long Elementary	50/67702-00-014	10/23/14	\$ 1,539,556	\$ -	3/1/2018
Newhall Elementary	Los Angeles	Newhall Elementary	50/64832-00-005	10/30/14	\$ 5,139,703	\$ -	3/1/2018
Newhall Elementary	Los Angeles	Old Orchard Elementary	50/64832-00-006	10/30/14	\$ 4,613,319	\$ -	3/1/2018
Central Unified	Fresno	New High	50/73965-00-018	10/31/14	\$ 46,521,629	\$ -	3/1/2018
Oxnard Elementary	Ventura	Harrington Elementary	50/72538-00-011	11/14/14	\$ 10,354,774	\$ -	9/4/2018
Plaza Elementary	Glenn	Plaza Elementary	50/62638-00-002	12/03/14	\$ 117,939	\$ 117,939	9/4/2018
Liberty Elementary	Tulare	Liberty Elementary	50/71985-00-003	12/03/14	\$ 1,721,086	\$ 1,721,086	9/4/2018
Visalia Unified	Tulare	Redwood High	50/72256-00-028	12/03/14	\$ 7,143,776	\$ -	9/4/2018
Los Banos Unified	Merced	New Middle	50/65755-00-009	12/23/14	\$ 14,960,089	\$ -	
Monterey County Office of Education	Monterey	Salinas Community	50/10272-00-011	12/30/14	\$ 2,541,064	\$ 2,541,064	
Manzanita Elementary	Butte	Manzanita Elementary	50/61499-00-003	12/30/14	\$ 2,866,696	\$ 2,866,696	
Pixley Union Elementary	Tulare	Pixley Elementary	50/72041-00-002	12/30/14	\$ 3,245,795	\$ 3,245,795	
Pixley Union Elementary	Tulare	Pixley Middle	50/72041-00-003	12/30/14	\$ 1,678,242	\$ 1,678,242	
Irvine Unified	Orange	Portola Springs High	50/73650-00-021	01/08/15	\$ 123,721,268	\$ -	
Ducor Union Elementary	Tulare	Ducor Elementary	50/71894-00-002	01/13/15	\$ 2,319,460	\$ -	
Sulphur Springs Union Elementary	Los Angeles	Pinetree Community Elementary	50/65045-00-009	01/28/15	\$ 4,144,353	\$ -	
Oxnard Elementary	Ventura	Drifill Elementary	50/72538-00-012	02/09/15	\$ 1,664,334	\$ -	

SFP APPLICATIONS
New Construction and Charter School Facilities Program
- Workload as of August 31, 2018 -

District	County	Site Name	Application Number	OPSC Date Received	Estimated State Grant (a)	Financial Hardship (b)	Notification Occurred**
McFarland Unified	Kern	New Elementary	50/73908-00-010	02/23/15	\$ 8,595,998	\$ -	
Elk Grove Unified	Sacramento	Dillard Elementary	50/67314-00-044	03/23/15	\$ 5,108,855	\$ -	
Fremont Union High	Santa Clara	Homestead High	50/69468-01-003	03/25/15	\$ 1,976,666	\$ -	
Chaffey Joint Union High	San Bernardino	Rancho Cucamonga High	50/67652-00-016	04/03/15	\$ 1,643,765	\$ -	
Chaffey Joint Union High	San Bernardino	Etiwanda High	50/67652-00-017	04/03/15	\$ 2,157,761	\$ -	
Santa Maria-Bonita	Santa Barbara	Acquistapace	50/69120-00-018	04/10/15	\$ 1,764,277	\$ -	
Santa Maria-Bonita	Santa Barbara	Tommie Knust	50/69120-00-019	04/10/15	\$ 3,887,345	\$ -	
Irvine Unified	Orange	Portola Springs Elementary	50/73650-00-022	04/13/15	\$ 29,839,911	\$ -	
Sulpher Springs Union Elementary	Los Angeles	Valley View Elementary	50/65045-00-010	04/28/15	\$ 5,703,458	\$ -	
Irvine Unified	Orange	Beacon Park	50/73650-00-023	04/29/15	\$ 36,959,900	\$ -	
Chaffey Joint Union High	San Bernardino	Alta Loma High	50/67652-00-018	05/01/15	\$ 2,649,434	\$ -	
Chaffey Joint Union High	San Bernardino	Ontario High	50/67652-00-019	05/07/15	\$ 2,910,144	\$ -	
San Dieguito Union High	San Diego	Pacific Trails Middle	50/68346-00-004	05/08/15	\$ 14,687,083	\$ -	
Burrel Union Elementary	Fresno	Burrel Elementary	50/62042-00-001	05/22/15	\$ 168,978	\$ 168,978	
Temple City Unified	Los Angeles	Doug Sears Learning Center	50/65052-00-002	06/19/15	\$ 452,717	\$ -	
Irvine Unified	Orange	Northwood High (Culinary Arts)	50/73650-00-024	07/22/15	\$ 453,283	\$ -	
Irvine Unified	Orange	Creekside High (Culinary Arts)	50/73650-00-025	07/22/15	\$ 499,337	\$ -	
Sequoia Union High	San Mateo	Menlo-Atherton High	50/69062-01-006	07/29/15	\$ 2,396,850	\$ -	
Alisal Union	Monterey	Bardin Elementary	50/65961-00-009	07/30/15	\$ 1,072,281	\$ 1,072,281	
Solano County Office of Education	Solano	Armijo High	50/10488-00-029	08/03/15	\$ 971,682	\$ 971,682	
Palm Springs Unified	Riverside	Cielo Vista Charter	50/67173-00-004	08/03/15	\$ 964,455	\$ -	
Oxnard Union High	Ventura	Rancho Campana High	50/72546-00-001	08/03/15	\$ 19,776,228	\$ -	
San Marcos Unified	San Diego	Double Peak	50/73791-00-015	08/03/15	\$ 34,823,016	\$ -	
Irvine Unified	Orange	Jeffrey Trail Middle	50/73650-00-026	08/05/15	\$ 1,149,226	\$ -	
Irvine Unified	Orange	Cypress Village Elemetary	50/73650-00-027	08/05/15	\$ 1,300,562	\$ -	
Santa Maria Joint Union High	Santa Barbara	Santa Maria High	50/69310-00-005	08/06/15	\$ 1,396,468	\$ -	
Downey Unified	Los Angeles	Warren High	50/64451-00-012	08/12/15	\$ 904,943	\$ -	
Fresno Unified	Fresno	Baird Middle	50/62166-00-030	08/17/15	\$ 1,600,107	\$ -	
Merced City Elementary	Merced	Charles Wright Elementary	50/65771-00-017	08/17/15	\$ 189,225	\$ -	
Merced City Elementary	Merced	John Muir Elementar	50/65771-00-018	08/17/15	\$ 400,829	\$ -	
Merced City Elementary	Merced	Burbank Elementary	50/65771-00-019	08/17/15	\$ 378,450	\$ -	
Merced City Elementary	Merced	Rivera Elementary	50/65771-00-020	08/17/15	\$ 5,328,632	\$ -	
Sanger Unified	Fresno	Sanger High	50/62414-00-015	08/19/15	\$ 978,373	\$ -	
Brawley Elementary	Imperial	Barbara Worth Junior High	50/63073-00-001	08/25/15	\$ 2,012,933	\$ -	
Larkspur Elementary	Marin	The Cove	50/65367-00-001	08/28/15	\$ 1,545,351	\$ -	
Dehesa	San Diego	Dehesa Elementary	50/68049-00-001	08/31/15	\$ 2,450,571	\$ -	
Fremont Unified	Alameda	Azeveda (Joseph) Elementary	50/61176-00-005	09/18/15	\$ 1,352,221	\$ -	
Fremont Unified	Alameda	Mattos (John G.) Elementary	50/61176-00-006	09/18/15	\$ 1,391,882	\$ -	
Santa Maria Joint Union High	Santa Barbara	Pioneer Valley High	50/69310-00-006	09/18/15	\$ 3,300,368	\$ -	
Clovis Unified	Fresno	Temperance Clinton Elementary	50/62117-00-021	09/22/15	\$ 11,554,700	\$ -	
Newport-Mesa Unified	Orange	Newport Harbor High	50/66597-00-019	09/22/15	\$ 2,006,783	\$ -	
Victor Elementary	San Bernardino	Arrowhead Elementary	50/67918-00-010	09/28/15	\$ 8,890,173	\$ -	
Grossmont Union High	San Diego	Monte Vista High	50/68130-12-007	10/01/15	\$ 2,497,982	\$ -	
Riverdale Joint Unified	Fresno	Riverdale High	50/75408-00-001	10/01/15	\$ 1,916,025	\$ -	
Sanger Unified	Fresno	Madison Elementary	50/62414-00-016	10/05/15	\$ 1,117,400	\$ -	

SFP APPLICATIONS
New Construction and Charter School Facilities Program
- Workload as of August 31, 2018 -

District	County	Site Name	Application Number	OPSC Date Received	Estimated State Grant (a)	Financial Hardship (b)	Notification Occurred**
Ventura County Office Of Education	Ventura	Gateway Community	50/10561-00-004	10/09/15	\$ 621,901	\$ 621,901	
Shiloh Elementary	Stanislaus	Shiloh Elementary	50/71274-00-001	10/19/15	\$ 2,637,229	\$ 2,637,229	
Fremont Unified	Alameda	Irvington High	50/61176-00-007	10/29/15	\$ 4,926,653	\$ -	
Grossmont Union High	San Diego	Valhala High	50/68130-12-008	10/29/15	\$ 3,858,896	\$ -	
Chico Unified	Butte	Marsh (Harry M.) Junior High	50/61424-00-004	10/30/15	\$ 1,359,460	\$ -	
Chico Unified	Butte	Marsh (Harry M.) Junior High	50/61424-00-005	10/30/15	\$ 779,623	\$ -	
Chico Unified	Butte	Chico Junior High	50/61424-00-006	10/30/15	\$ 1,349,660	\$ -	
Salinas Union High	Monterey	New High #5	50/66159-00-006	10/30/15	\$ 29,477,632	\$ -	
Palm Springs Unified	Riverside	Raymond Cree Middle	50/67173-00-005	10/30/15	\$ 2,932,202	\$ -	
Elk Grove Unified	Sacramento	Anatolia II Elementary	50/67314-00-045	10/30/15	\$ 11,103,115	\$ -	
Orange County Office of Education	Orange	Community School #9	50/10306-00-019	11/02/15	\$ 8,467,056	\$ 8,467,056	
Grossmont Union High	San Diego	Granite Hills High	50/68130-12-009	11/02/15	\$ 2,051,438	\$ -	
Centinela Valley Union High	Los Angeles	Lawndale High	50/64352-00-005	11/13/15	\$ 4,589,460	\$ -	
Sundale Union Elementary	Tulare	Sundale Elementary	50/72173-00-006	11/20/15	\$ 655,814	\$ 655,814	
Oak Valley Union Elementary	Tulare	Oak Valley Elementary	50/72017-00-005	12/01/15	\$ 154,982	\$ 154,982	
Rocklin Unified	Placer	Granite Oaks Middle	50/75085-00-013	12/29/15	\$ 3,481,565	\$ -	
Roseville City Elementary	Placer	W-70 Elementary	50/66910-00-014	01/27/16	\$ 9,632,057	\$ -	
Raisin City Elementary	Fresno	Raisin City Elementary	50/62380-00-001	03/10/16	\$ 3,535,707	\$ 3,535,707	
Visalia Unified	Tulare	New Visalia Middle	50/72256-00-029	03/29/16	\$ 15,096,058	\$ -	
Porterville Unified	Tulare	Bellevue Elementary	50/75523-00-007	03/29/16	\$ 3,236,061	\$ -	
Sequoia Union High	San Mateo	Sequoia High	50/69062-00-014	04/05/16	\$ 453,283	\$ -	
Sequoia Union High	San Mateo	Carlmont High	50/69062-00-015	04/06/16	\$ 5,162,761	\$ -	
Clay Joint Elementary	Fresno	Clay Elementary	50/62109-00-002	04/11/16	\$ 28,870	\$ 28,870	
Natomas Unified	Sacramento	Natomas Star Academy Charter	50/75283-00-015	04/12/16	\$ 8,792,567	\$ -	
San Ramon Valley Unified	Contra Costa	Dougherty Valley High	50/61804-00-041	04/14/16	\$ 4,048,034	\$ -	
Sanger Unified	Fresno	John Wash	50/62414-00-017	04/25/16	\$ 2,221,535	\$ -	
Downey Unified	Los Angeles	Warren High	50/64451-00-013	04/25/16	\$ 1,390,932	\$ -	
San Ramon Valley Unified	Contra Costa	Bella Vista Elementary	50/61804-00-040	05/06/16	\$ 10,890,387	\$ -	
Chaffey Joint Union High	San Bernardino	Chaffey High	50/67652-00-020	05/12/16	\$ 13,256,842	\$ -	
Irvine Unified	Orange	Portola Springs Elementary	50/73650-00-028	06/01/16	\$ 1,421,676	\$ -	
Santa Rita Union Elementary	Monterey	Kantro K-8 Site	50/66191-00-008	06/02/16	\$ 1,110,400	\$ 1,110,400	
Santa Rita Union Elementary	Monterey	Sbrana K-5 Site	50/66191-00-009	06/02/16	\$ 721,760	\$ 721,760	
Sequoia Union High	San Mateo	Sequoia High	50/69062-00-016	06/28/16	\$ 6,806,310	\$ -	
Santa Rita Union Elementary	Monterey	Bolsa Knolls Middle	50/66191-00-010	07/01/16	\$ 1,806,969	\$ 1,806,969	
Sequoia Union High	San Mateo	Menlo-Atherton High	50/69062-01-007	07/14/16	\$ 5,589,541	\$ -	
Alisal Union	Monterey	Frank Paul Elementary	50/65961-00-010	07/18/16	\$ 3,651,342	\$ -	
Atwater Elementary	Merced	Thomas Olaeta Elementary	50/65631-00-003	07/22/16	\$ 294,744	\$ -	
Atwater Elementary	Merced	Shaffer Elementary	50/65631-00-004	07/22/16	\$ 315,430	\$ -	
Elk Grove Unified	Sacramento	Laguna Ridge North Elementary	50/67314-00-046	07/22/16	\$ 14,169,483	\$ -	
Bonsall Unified	San Diego	Norman L. Sullivan Middle	50/76851-00-001	07/22/16	\$ 3,649,982	\$ -	
William S. Hart Union High	Los Angeles	Canyon High	50/65136-00-011	07/25/16	\$ 2,169,718	\$ -	
Fresno Unified	Fresno	Figarden Elementary	50/62166-00-031	07/27/16	\$ 5,565,448	\$ -	
Irvine Unified	Orange	Cypress Village Elementary	50/73650-00-029	08/01/16	\$ 876,147	\$ -	
Irvine Unified	Orange	PA 5B Elementary	50/73650-00-030	08/01/16	\$ 49,184,798	\$ -	
Temple City Unified	Los Angeles	Temple City High	50/65052-00-003	08/02/16	\$ 4,985,620	\$ -	

SFP APPLICATIONS
New Construction and Charter School Facilities Program
- Workload as of August 31, 2018 -

District	County	Site Name	Application Number	OPSC Date Received	Estimated State Grant (a)	Financial Hardship (b)	Notification Occurred**
Palm Springs Unified	Riverside	Katherine Finch Elementary	50/67173-00-006	08/03/16	\$ 419,780	\$ -	
Palm Springs Unified	Riverside	Landau Elementary	50/67173-00-007	08/03/16	\$ 1,735,747	\$ -	
Palm Springs Unified	Riverside	Rio Vista Elementary	50/67173-00-008	08/03/16	\$ 319,070	\$ -	
Palm Springs Unified	Riverside	Sunny Sands Elementary	50/67173-00-009	08/03/16	\$ 773,042	\$ -	
Palm Springs Unified	Riverside	Cabot Yerxa Elementary	50/67173-00-010	08/03/16	\$ 356,574	\$ -	
Palm Springs Unified	Riverside	Cathedral City Elementary	50/67173-00-011	08/03/16	\$ 695,316	\$ -	
Palm Springs Unified	Riverside	Bella Vista Elementary	50/67173-00-012	08/03/16	\$ 531,104	\$ -	
Perris Elementary	Riverside	Clearwater Elementary	50/67199-00-012	08/05/16	\$ 13,608,405	\$ -	
Bakersfield City Elementary	Kern	Voorhies Elementary	50/63321-00-030	08/11/16	\$ 3,229,377	\$ -	
Azusa Unified	Los Angeles	Ellington (Alice M.) Elementary	50/64279-00-001	08/11/16	\$ 70,113	\$ -	
Fairfield-Suisun Unified	Solano	Public Safety Academy	50/70540-00-026	08/11/16	\$ 1,885,017	\$ -	
Palm Springs Unified	Riverside	Two Bunch Palms Elementary	50/67173-00-013	08/12/16	\$ 334,328	\$ -	
Panama-Buena Vista Union	Kern	Sing Lum Elementary	50/63362-00-040	08/15/16	\$ 8,988,375	\$ -	
Etiwanda Elementary	San Bernardino	Elementary #13	50/67702-00-015	08/15/16	\$ 15,179,007	\$ -	
Guadalupe Union Elementary	Santa Barbara	New Middle	50/69203-00-001	08/15/16	\$ 9,470,146	\$ 9,470,146	
Natomas Unified	Sacramento	Bannon Creek Elementary	50/75283-00-016	08/16/16	\$ 5,341,955	\$ -	
Burlingame	San Mateo	Burlingame Intermediate	50/68882-00-003	08/18/16	\$ 4,337,469	\$ -	
Burlingame	San Mateo	Hoover Elementary	50/68882-00-004	08/18/16	\$ 5,995,695	\$ -	
Riverside Unified	Riverside	Riverside STEM Academy	50/67215-00-026	08/24/16	\$ 452,717	\$ -	
Riverside Unified	Riverside	Jefferson Elementary	50/67215-00-027	08/24/16	\$ 311,237	\$ -	
Riverside Unified	Riverside	Castle View Elementary	50/67215-00-028	08/24/16	\$ 311,237	\$ -	
Fremont Unified	Alameda	Warm Springs Elementary	50/61176-00-008	08/29/16	\$ 4,143,412	\$ -	
Liberty Union High	Contra Costa	Liberty High	50/61721-00-006	09/14/16	\$ 2,748,797	\$ -	
Whittier City Elementary	Los Angeles	Wallen L. Andrews Elementary	50/65110-00-009	09/15/16	\$ 2,325,066	\$ -	
Whittier City Elementary	Los Angeles	Phelan (Daniel) Elementary	50/65110-00-010	09/16/16	\$ 680,996	\$ -	
Kerman Unified	Fresno	Kerman Middle	50/73999-00-008	09/21/16	\$ 296,785	\$ -	
Madera Unified	Madera	New K-6 Elementary	50/65243-00-010	09/29/16	\$ 11,445,005	\$ -	
Capistrano Unified	Orange	San Clemente High	50/66464-00-020	10/25/16	\$ 8,592,144	\$ -	
Capistrano Unified	Orange	San Juan Hills High	50/66464-00-021	10/25/16	\$ 8,115,189	\$ -	
Pioneer Union Elementary	Kings	Pioneer Elementary	50/63990-00-003	10/26/16	\$ 4,337,647	\$ -	
Merced City Elementary	Merced	Peterson Elementary	50/65771-00-021	10/26/16	\$ 713,510	\$ -	
Bayshore Elementary	San Mateo	Bayshore Elementary	50/68858-00-001	10/26/16	\$ 2,575,585	\$ -	
Los Banos Unified	Merced	Mercey Springs Elementary	50/65755-00-010	10/27/16	\$ 4,733,373	\$ -	
Chaffey Joint Union High	San Bernardino	Rancho Cucamonga High	50/67652-00-021	10/27/16	\$ 1,619,213	\$ -	
Fresno Unified	Fresno	Turner Elementary	50/62166-00-032	10/28/16	\$ 2,681,414	\$ -	
Sanger Unified	Fresno	Sanger Academy Charter	50/62414-00-018	10/28/16	\$ 1,519,111	\$ -	
Manteca Unified	San Joaquin	Shasta Elementary	50/68593-00-024	10/28/16	\$ 2,210,445	\$ -	
Manteca Unified	San Joaquin	Lathrop Elementary	50/68593-00-025	10/28/16	\$ 2,782,724	\$ -	
Manteca Unified	San Joaquin	Sequoia Elementary	50/68593-00-026	10/28/16	\$ 2,302,306	\$ -	
Central Union High	Imperial	Phoenix Rising High	50/63115-00-001	10/31/16	\$ 469,996	\$ -	
Heber Elementary	Imperial	Dogwood Elementary	50/63131-00-005	10/31/16	\$ 1,938,209	\$ 1,938,209	
Sequoia Union High	San Mateo	Menlo-Atherton High	50/69062-00-017	10/31/16	\$ 3,032,044	\$ -	
Ceres Unified	Stanislaus	Ceres High	50/71043-00-033	10/31/16	\$ 1,529,877	\$ -	
Windsor Unified	Sonoma	Windsor Oaks Academy	50/75358-00-016	10/31/16	\$ 2,167,755	\$ -	
Dinuba Unified	Tulare	New High	50/75531-00-006	10/31/16	\$ 5,179,575	\$ 5,179,575	

SFP APPLICATIONS
New Construction and Charter School Facilities Program
- Workload as of August 31, 2018 -

District	County	Site Name	Application Number	OPSC Date Received	Estimated State Grant (a)	Financial Hardship (b)	Notification Occurred**
Lancaster Elementary	Los Angeles	Endeavour Middle	50/64667-00-010	11/01/16	\$ 1,402,297	\$ -	
Tipton Elementary	Tulare	Tipton Elementary	50/72215-00-002	11/22/16	\$ 2,548,113	\$ 2,548,113	
Long Beach Unified	Los Angeles	Browning High	50/64725-00-019	12/12/16	\$ 14,094,276	\$ -	
Santa Maria-Bonita	Santa Barbara	Ida Redmond Taylor Elementary	50/69120-00-020	12/19/16	\$ 1,732,224	\$ -	
Santa Maria-Bonita	Santa Barbara	Liberty Elementary	50/69120-00-021	12/19/16	\$ 1,732,224	\$ -	
William S. Hart Union High	Los Angeles	Castaic High	50/65136-00-012	12/29/16	\$ 64,405,723	\$ -	
Folsom-Cordova Unified	Sacramento	Sundahl (Carl H.) Elementary	50/67330-21-009	01/06/17	\$ 6,088,796	\$ -	
Greenfield Union Elementary	Monterey	Apple Avenue Elementary	50/66035-00-002	01/07/17	\$ 2,345,428	\$ 2,345,428	
Corcoran Joint Unified	Kings	John Muir Middle	50/63891-00-001	01/13/17	\$ 750,830	\$ -	
Natomas Unified	Sacramento	Westlake K-8 Charter	50/75283-00-017	01/13/17	\$ 17,136,100	\$ -	
Perris Union High	Riverside	High School #4	50/67207-00-010	01/19/17	\$ 51,487,315	\$ -	
Pacific Elementary	Santa Cruz	Pacific Elementary	50/69781-00-001	01/20/17	\$ 111,040	\$ 111,040	
Pacific Elementary	Santa Cruz	Pacific Elementary	50/69781-00-002	01/20/17	\$ 111,040	\$ 111,040	
Arvin Union Elementary	Kern	Sierra Vista Elementary	50/63313-00-003	01/26/17	\$ 3,734,020	\$ -	
Visalia Unified	Tulare	Riverway Elementary	50/72256-00-030	01/26/17	\$ 11,114,715	\$ -	
Natomas Unified	Sacramento	Heron Elementary	50/75283-00-018	02/03/17	\$ 3,124,919	\$ -	
Natomas Unified	Sacramento	Discovery High	50/75283-00-019	02/03/17	\$ 518,124	\$ -	
Pomona Unified	Los Angeles	Philadelphia Elementary	50/64907-00-032	02/06/17	\$ 2,330,783	\$ -	
Corcoran Joint Unified	Kings	Mark Twain Elementary	50/63891-00-002	02/07/17	\$ 1,327,950	\$ -	
Los Molinos Unified	Tehama	Los Molinos Elementary	50/71571-00-001	02/07/17	\$ 553,824	\$ 553,824	
Stockton Unified	San Joaquin	El Dorado Elementary	50/68676-04-002	02/09/17	\$ 423,811	\$ -	
Sequoia Union Elementary	Tulare	Sequoia Elementary	50/72116-00-002	02/24/17	\$ 427,885	\$ 427,885	
Jurupa Unified	Riverside	New K-8 School #5	50/67090-00-012	03/07/17	\$ 15,507,131	\$ -	
William S. Hart Union High	Los Angeles	Saugus High	50/65136-00-013	03/10/17	\$ 1,505,563	\$ -	
Buena Vista Elementary	Tulare	Buena Vista Elementary	50/71829-00-003	03/15/17	\$ 2,966,043	\$ 2,966,043	
Capistrano Unified	Orange	Esencia K-8	50/66464-00-022	03/22/17	\$ 35,047,431	\$ -	
Scotts Valley Unified	Santa Cruz	Scotts Valley Middle	50/75432-00-001	04/20/17	\$ 5,317,001	\$ -	
Downey Unified	Los Angeles	Stauffer Middle	50/64451-00-014	04/21/17	\$ 2,784,640	\$ -	
Elk Grove Unified	Sacramento	East Franklin Elementary	50/67314-00-047	04/24/17	\$ 14,783,137	\$ -	
Chula Vista Elementary	San Diego	Saburo Muraoka Elementary	50/68023-00-012	04/26/17	\$ 17,912,631	\$ -	
Capistrano Unified	Orange	Tesorero High	50/66464-00-023	05/05/17	\$ 7,841,392	\$ -	
Brittan Elementary	Sutter	Brittan Elementary	50/71357-00-002	05/05/17	\$ 4,097,432	\$ 4,097,432	
Downey Unified	Los Angeles	Stauffer Middle	50/64451-00-015	05/08/17	\$ 2,332,553	\$ -	
Kern High	Kern	Foothill High	50/63529-00-009	05/17/17	\$ 968,944	\$ -	
Hayward Unified	Alameda	Leadership Public Schools Hayward	54/61192-02-003	06/05/17	\$ 15,569,572	\$ -	
Hayward Unified	Alameda	Leadership Public Schools Hayward	54/61192-02-004	06/05/17	\$ 10,111,648	\$ -	
Lammersville Joint Unified	San Joaquin	Peter Hansen Elementary	50/76760-00-007	06/07/17	\$ 11,873,345	\$ -	
Ackerman Elementary	Placer	Bowman Elementary	50/66761-00-003	06/16/17	\$ 1,068,193	\$ -	
Standard Elementary	Kern	Standard Middle	50/63792-00-002	06/22/17	\$ 2,065,579	\$ -	
Farmersville Unified	Tulare	Farmersville High	50/75325-00-008	06/23/17	\$ 1,926,790	\$ 1,926,790	
Imperial Unified	Imperial	Cross Elementary	50/63164-00-006	07/03/17	\$ 11,889,879	\$ -	
Palm Springs Unified	Riverside	Agua Caliente Elementary	50/67173-00-014	07/06/17	\$ 4,873,871	\$ -	
Pierce Joint Unified	Colusa	Pierce High	50/61614-00-004	07/07/17	\$ 1,480,857	\$ -	
Jurupa Unified	Riverside	Sunnyslope Elementary	50/67090-00-013	07/12/17	\$ 2,722,065	\$ -	
Oxnard Elementary	Ventura	Lemonwood Elementary	50/72538-00-013	07/19/17	\$ 12,225,183	\$ -	

SFP APPLICATIONS
New Construction and Charter School Facilities Program
- Workload as of August 31, 2018 -

District	County	Site Name	Application Number	OPSC Date Received	Estimated State Grant (a)	Financial Hardship (b)	Notification Occurred**
Sacramento County Office of Education	Sacramento	New Community School	50/10348-00-003	07/25/17	\$ 404,846	\$ 404,846	
Dublin Unified	Alameda	Dougherty Elementary	50/75093-00-011	07/28/17	\$ 1,998,741	\$ -	
Poway Unified	San Diego	Stone Ranch Elementary	50/68296-00-022	08/01/17	\$ 6,508,805	\$ -	
Riverside Unified	Riverside	John F. Kennedy Elementary	50/67215-00-029	08/02/17	\$ 315,887	\$ -	
Riverside Unified	Riverside	Emerson Elementary	50/67215-00-030	08/02/17	\$ 315,887	\$ -	
Chawanakee Unified	Madera	Hillside Elementary	50/75606-00-002	08/02/17	\$ 12,565,858	\$ -	
Menifee Union Elementary	Riverside	Elementary School #10	50/67116-00-014	08/03/17	\$ 14,544,346	\$ -	
Sequoia Union High	San Mateo	Redwood High	50/69062-00-018	08/03/17	\$ 2,218,255	\$ -	
Irvine Unified	Orange	Portola Springs Elementary	50/73650-00-031	08/03/17	\$ 948,994	\$ -	
Dublin Unified	Alameda	Cottonwood Creek Elementary	50/75093-00-012	08/07/17	\$ 22,789,083	\$ -	
Corona-Norco Unified	Riverside	Augustine Ramirez Intermediate	50/67033-00-040	08/08/17	\$ 1,009,935	\$ -	
William S. Hart Union High	Los Angeles	Placerita Junior High	50/65136-00-014	08/09/17	\$ 2,890,803	\$ -	
Alisal Union	Monterey	Fremont Elementary	50/65961-00-011	08/10/17	\$ 7,231,447	\$ -	
Hesperia Unified	San Bernardino	Maple Elementary	50/75044-00-035	08/10/17	\$ 648,182	\$ -	
Murrieta Valley Unified	Riverside	Vista Murrieta High	50/75200-00-024	08/11/17	\$ 5,794,403	\$ -	
Porterville Unified	Tulare	Porterville High	50/75523-00-008	08/11/17	\$ 906,565	\$ -	
Porterville Unified	Tulare	Monache High	50/75523-00-009	08/11/17	\$ 2,525,778	\$ -	
Lamont Elementary	Kern	Myrtle Avenue Elementary	50/63560-00-001	08/14/17	\$ 248,990	\$ -	
Western Placer Unified	Placer	Lincoln High	50/66951-00-009	08/14/17	\$ 2,965,340	\$ -	
Sanger Unified	Fresno	Ronald W. Reagan Elementary	50/62414-00-019	08/15/17	\$ 576,555	\$ -	
Sanger Unified	Fresno	Sequoia Elementary	50/62414-00-020	08/15/17	\$ 972,351	\$ -	
Sanger Unified	Fresno	Washington Academic Middle	50/62414-00-021	08/15/17	\$ 83,348	\$ -	
Bakersfield City Elementary	Kern	Voorhies Elementary	50/63321-00-031	08/15/17	\$ 1,330,267	\$ -	
Escondido Union Elementary	San Diego	Mission Middle	50/68098-00-007	08/15/17	\$ 3,500,559	\$ -	
Old Adobe Union Elementary	Sonoma	Loma Vista Immersion Academy	50/70847-00-003	08/15/17	\$ 1,363,324	\$ -	
Natomas Unified	Sacramento	Natomas Park Elementary	50/75283-00-020	08/15/17	\$ 3,086,656	\$ -	
Martinez Unified	Contra Costa	Alhambra Senior High	50/61739-00-003	08/16/17	\$ 2,742,337	\$ -	
Escondido Union	San Diego	Quantum Academy	50/68098-00-008	08/16/17	\$ 1,410,545	\$ -	
Fremont Unified	Alameda	Brookvale Elementary	50/61176-00-009	08/17/17	\$ 2,518,817	\$ -	
Fremont Unified	Alameda	Patterson Elementary	50/61176-00-010	08/17/17	\$ 2,526,392	\$ -	
Alameda City Unified	Alameda	Frank Otis Elementary	50/61119-00-001	08/18/17	\$ 2,195,724	\$ -	
McCabe Union Elementary	Imperial	Corfman Middle	50/63180-00-004	08/18/17	\$ 706,996	\$ -	
Natomas Unified	Sacramento	Natomas Pacific Pathways Prep Middle	50/75283-00-021	08/18/17	\$ 3,948,395	\$ -	
Jurupa Unified	Riverside	New K-8 School #5	50/67090-00-014	08/23/17	\$ 3,581,554	\$ -	
Placer Union High	Placer	Del Oro High	50/66894-00-006	08/24/17	\$ 14,245,259	\$ -	
Cutler-Orosi Joint Unified	Tulare	Orosi High	50/71860-00-006	08/24/17	\$ 3,431,530	\$ -	
Irvine Unified	Orange	Rancho San Joaquin Middle	50/73650-00-032	08/24/17	\$ 10,223,148	\$ 10,223,148	
Merced City Elementary	Merced	Ada Givens Elementary	50/65771-00-022	08/25/17	\$ 1,205,026	\$ -	
Sacramento City Unified	Sacramento	Kit Carson Middle	50/67439-00-004	08/30/17	\$ 1,970,132	\$ -	
Capay Joint Union Elementary	Glenn	Capay Joint Union Elementary	50/62554-00-001	09/01/17	\$ 2,070,382	\$ 2,070,382	
Palo Verde Union Elementary	Tulare	Palo Verde Elementary	50/72033-00-004	09/01/17	\$ 61,069	\$ 61,069	
Irvine Unified	Orange	Heritage Field K-8	50/73650-00-033	09/06/17	\$ 41,372,337	\$ -	
Bakersfield City Elementary	Kern	Stella Hills Elementary	50/63321-00-032	09/14/17	\$ 3,229,025	\$ -	
Bakersfield City Elementary	Kern	Evergreen Elementary	50/63321-00-033	09/15/17	\$ 1,457,130	\$ -	
Weaver Union	Merced	Weaver Middle	50/65862-00-002	09/15/17	\$ 4,595,737	\$ -	

SFP APPLICATIONS
New Construction and Charter School Facilities Program
- Workload as of August 31, 2018 -

District	County	Site Name	Application Number	OPSC Date Received	Estimated State Grant (a)	Financial Hardship (b)	Notification Occurred**
Heber Elementary	Imperial	Heber Elementary	50/63131-00-007	09/18/17	\$ 3,014,314	\$ -	
Raymond-Knowles Union Elementary	Madera	Raymond-Knowles Elementary	50/65276-00-001	09/19/17	\$ 197,883	\$ 197,883	
Burbank Unified	Los Angeles	Bret Harte Elementary	50/64337-00-003	09/21/17	\$ 630,828	\$ -	
Saugus Union	Los Angeles	West Creek Academy	50/64998-00-019	09/27/17	\$ 3,699,651	\$ -	
Maple Elementary	Kern	Maple Elementary	50/63610-00-002	09/29/17	\$ 1,023,481	\$ 1,023,481	
Banta Elementary	San Joaquin	Banta Elementary	50/68486-00-003	09/29/17	\$ 196,978	\$ 196,978	
Hanford Elementary	Kings	Monroe Elementary	50/63917-00-003	10/03/17	\$ 448,984	\$ -	
Greenfield Union Elementary	Monterey	Mary Chapa Literacy and Technology Academy	50/66035-00-003	10/03/17	\$ 749,769	\$ 749,769	
Antelope Elementary	Tehama	Antelope Elementary	50/71472-00-001	10/06/17	\$ 38,695	\$ -	
Antelope Elementary	Tehama	Antelope Elementary	50/71472-00-002	10/06/17	\$ 38,695	\$ -	
Antelope Elementary	Tehama	Antelope Elementary	50/71472-00-003	10/06/17	\$ 38,695	\$ -	
Antelope Elementary	Tehama	Antelope Elementary	50/71472-00-004	10/06/17	\$ 218,001	\$ -	
Palo Alto Unified	Santa Clara	Henry M. Gunn High	50/69641-00-003	10/11/17	\$ 3,238,427	\$ -	
Milpitas Unified	Santa Clara	Mabel Mattos Elementary	50/73387-00-001	10/12/17	\$ 16,845,997	\$ -	
Firebaugh-Las Deltas Joint Unified	Fresno	Arthur E. Mills Intermediate	50/73809-00-005	10/12/17	\$ 397,254	\$ -	
Panama-Buena Vista Union	Kern	Dolores S. Whitley Elementary	50/63362-00-041	10/16/17	\$ 12,071,259	\$ -	
Folsom-Cordova Unified	Sacramento	Sutter Middle	50/67330-21-010	10/16/17	\$ 6,584,059	\$ -	
Folsom-Cordova Unified	Sacramento	Oak Chan Elementary	50/67330-21-011	10/16/17	\$ 8,445,042	\$ -	
Lancaster Elementary	Los Angeles	Linda Verde Elementary	50/64667-00-011	10/17/17	\$ 1,115,805	\$ -	
Southern Humboldt Joint Unified	Humboldt	South Fork Junior - Senior High	50/63040-00-001	10/18/17	\$ 1,360,522	\$ -	
Southern Humboldt Joint Unified	Humboldt	Redway Elementary	50/63040-00-002	10/18/17	\$ 896,296	\$ -	
Greenfield Union Elementary	Monterey	Apple Avenue Elementary	50/66035-00-002	10/19/17	\$ 9,381,712	\$ 9,381,712	
Central Unified	Fresno	Hahn Phan Tilley	50/73965-00-019	10/23/17	\$ 11,679,644	\$ -	
Hollister Elementary	San Benito	Santana Ranch Elementary TK-8	50/67470-00-003	10/26/17	\$ 2,061,901	\$ 2,061,901	
Santa Paula Unified	Ventura	East Area 1	50/76828-00-001	10/27/17	\$ 24,572,839	\$ -	
Fremont Unified	Alameda	Lila Bringham Elementary	50/61176-00-011	10/31/17	\$ 32,667,294	\$ -	
San Benito High	San Benito	San Benito High	50/67538-00-002	10/31/17	\$ 5,002,975	\$ -	
San Marcos Unified	San Diego	Alvin M Dunn Elementary	50/73791-00-016	10/31/17	\$ 8,926,096	\$ -	
Dinuba Unified	Tulare	New High	50/75531-00-007	10/31/17	\$ 1,195,768	\$ 1,195,768	
Wisburn Unified	Los Angeles	Wisburn High	50/76869-00-001	10/31/17	\$ 963,069	\$ -	
San Marcos Unified	San Diego	Alvin M Dunn Elementary	50/73791-00-017	11/03/17	\$ 433,316	\$ -	
Oxnard Elementary	Ventura	Thurgood Marshall Elementary	50/72538-00-014	11/13/17	\$ 4,113,728	\$ -	
Lammersville Joint Unified	San Joaquin	Mountain House High	50/76760-00-008	11/29/17	\$ 4,515,588	\$ -	
Millville Elementary	Shasta	Millville Elementary	50/70052-00-002	12/04/17	\$ 387,910	\$ 387,910	
Hollister Elementary	San Benito	Sunnyslope Elementary	50/67470-00-004	12/07/17	\$ 5,060,372	\$ -	
Wasco Union Elementary	Kern	Teresa Burke Elementary	50/63842-00-004	12/11/17	\$ 926,805	\$ -	
Ceres Unified	Stanislaus	Central Valley High	50/71043-00-034	12/14/17	\$ 2,348,896	\$ -	
Beaumont Unified	Riverside	Starlight Elementary	50/66993-00-019	12/19/17	\$ 13,448,499	\$ -	
Kerman Unified	Fresno	Kerman High	50/73999-00-009	12/19/17	\$ 8,430,953	\$ -	
Santa Maria Joint Union High	Santa Barbara	Ernest Righetti High	50/69310-00-007	12/21/17	\$ 16,425,817	\$ -	
Irvine Unified	Orange	Stone Creek Elementary	50/73650-00-034	12/26/17	\$ 681,602	\$ -	
Fremont Unified	Alameda	American High	50/61176-00-012	01/02/18	\$ 8,941,241	\$ -	
Merced City Elementary	Merced	Franklin Elementary	50/65771-00-023	01/04/18	\$ 1,254,719	\$ -	
Butteville Union Elementary	Siskiyou	Butteville Elementary	50/70201-00-002	01/08/18	\$ 794,536	\$ -	
Menifee Union Elementary	Riverside	Elementary #14	50/67116-00-015	01/10/18	\$ 13,764,919	\$ -	

SFP APPLICATIONS
New Construction and Charter School Facilities Program
- Workload as of August 31, 2018 -

District	County	Site Name	Application Number	OPSC Date Received	Estimated State Grant (a)	Financial Hardship (b)	Notification Occurred**
Rio Elementary	Ventura	Rio Steam K-8	50/72561-00-006	01/12/18	\$ 12,743,164	\$ -	
Redondo Beach Unified	Los Angeles	Redondo Union High	50/75341-00-001	01/16/18	\$ 2,646,278	\$ -	
San Ramon Valley Unified	Contra Costa	Stone Valley Middle	50/61804-00-042	01/17/18	\$ 2,259,928	\$ -	
Monson-Sultana Joint Union Elementary	Tulare	Monson-Sultana Elementary	50/72009-00-002	01/22/18	\$ 189,699	\$ 189,699	
Escondido Union	San Diego	Central Elementary	50/68098-00-009	01/23/18	\$ 3,704,661	\$ -	
Fairfield-Suisun Unified	Solano	Public Safety Academy	50/70540-00-027	01/25/18	\$ 4,803,198	\$ -	
Irvine Unified	Orange	Creekside High	50/73650-00-035	01/25/18	\$ 1,579,717	\$ -	
Irvine Unified	Orange	Sierra Vista Middle	50/73650-00-036	01/25/18	\$ 1,572,100	\$ -	
Irvine Unified	Orange	South Lake Middle	50/73650-00-037	01/25/18	\$ 870,227	\$ -	
Southern Kern Unified	Kern	Hamilton Elementary	50/63776-00-002	02/13/18	\$ 11,736,558	\$ 11,736,558	
West Park Elementary	Fresno	West Park Elementary	50/62539-00-001	02/15/18	\$ 528,065	\$ 528,065	
Beaumont Unified	Riverside	Beaumont Senior High	50/66993-00-020	02/20/18	\$ 965,901	\$ -	
Carpinteria Unified	Santa Barbara	Carpinteria Family	50/69146-00-002	02/27/18	\$ 1,382,615	\$ -	
Carpinteria Unified	Santa Barbara	Canalino Elementary	50/69146-00-003	02/27/18	\$ 1,252,982	\$ -	
Irvine Unified	Orange	Eastshore Elementary	50/73650-00-038	03/02/18	\$ 835,854	\$ -	
Irvine Unified	Orange	Venado Middle	50/73650-00-039	03/02/18	\$ 2,231,969	\$ -	
Corona-Norco Unified	Riverside	John Adams Elementary	50/67033-00-041	03/06/18	\$ 3,086,390	\$ -	
Roseville Joint Union High	Placer	New High School #6	50/66928-00-008	03/12/18	\$ 26,629,500	\$ -	
Tulare City	Tulare	Alpine Vista Elementary	50/72231-00-005	03/13/18	\$ 3,969,972	\$ -	
Gerber Union Elementary	Tehama	Gerber Elementary	50/71548-00-001	03/15/18	\$ 468,016	\$ 468,016	
Newman-Crows Landing Unified	Stanislaus	Hurd Barrington Elementary	50/73601-00-005	03/16/18	\$ 578,350	\$ -	
Snowline Joint Unified	San Bernardino	New Elementary	50/73957-00-016	03/19/18	\$ 1,850,720	\$ 1,850,720	
Snowline Joint Unified	San Bernardino	New Elementary	50/73957-00-017	03/19/18	\$ 84,062	\$ 84,062	
Snowline Joint Unified	San Bernardino	New Elementary	50/73957-00-018	03/19/18	\$ 84,062	\$ 84,062	
San Jacinto Unified	Riverside	New Middle School	50/67249-00-017	03/21/18	\$ 25,322,444	\$ -	
Irvine Unified	Orange	Loma Ridge Elementary	50/73650-00-040	03/21/18	\$ 33,872,655	\$ -	
Livingston Union	Merced	Campus Park Elementary	50/65748-00-003	03/28/18	\$ 2,247,743	\$ -	
Livingston Union	Merced	Selma Herndon Elementary	50/65748-00-004	03/28/18	\$ 1,101,192	\$ -	
Livingston Union	Merced	Yamato Colony Elementary	50/65748-00-005	03/28/18	\$ 774,268	\$ -	
Victor Elementary	San Bernardino	Elementary School #20	50/67918-00-011	03/30/18	\$ 10,935,579	\$ -	
Madera Unified	Madera	Matilda Torres High	50/65243-00-011	04/03/18	\$ 36,161,659	\$ -	
San Jose Unified	Santa Clara	San Jose High	50/69666-00-001	04/06/18	\$ 471,583	\$ -	
Corona-Norco Unified	Riverside	Lincoln Alternative Elementary	50/67033-00-042	04/10/18	\$ 1,641,187	\$ -	
Irvine Unified	Orange	Rancho San Joaquin Middle	50/73650-00-041	04/11/18	\$ 1,108,967	\$ -	
Coalinga-Huron Unified	Fresno	Huron Elementary	50/62125-00-005	04/13/18	\$ 3,166,987	\$ -	
Coalinga-Huron Unified	Fresno	Henry F Bishop Elementary	50/62125-00-006	04/13/18	\$ 2,601,786	\$ -	
Coalinga-Huron Unified	Fresno	Nell Dawson Elementary	50/62125-00-007	04/13/18	\$ 3,397,140	\$ -	
Coalinga-Huron Unified	Fresno	Huron Middle	50/62125-00-008	04/13/18	\$ 3,304,410	\$ -	
Santa Maria Joint Union High	Santa Barbara	Ag Ed & Career Tech Center	50/69310-00-008	04/17/18	\$ 4,547,024	\$ -	
San Marcos Unified	San Diego	San Marcos Middle	50/73791-00-018	04/17/18	\$ 9,500,378	\$ -	
Clay Joint Elementary	Fresno	Clay Elementary	50/62109-00-003	04/19/18	\$ 1,422,476	\$ 1,422,476	
Buckeye Union Elementary	El Dorado	Charter Montessori Valley View Campus	50/61838-00-008	04/23/18	\$ 2,289,961	\$ -	
Oxnard	Ventura	Elm Street Elementary	50/72538-00-015	04/30/18	\$ 8,595,811	\$ -	
Oakley Union Elementary	Contra Costa	Summer Lake Elementary	50/61762-00-011	05/03/18	\$ 11,345,343	\$ 11,345,343	
Centinela Valley Union High	Los Angeles	Lawndale High	50/64352-00-006	05/04/18	\$ 5,840,880	\$ -	

SFP APPLICATIONS
New Construction and Charter School Facilities Program
- Workload as of August 31, 2018 -

District	County	Site Name	Application Number	OPSC Date Received	Estimated State Grant (a)	Financial Hardship (b)	Notification Occurred**
Sutter Union High	Sutter	Sutter High	50/71449-00-003	05/08/18	\$ 6,127,663	\$ 6,127,663	
Sanger Unified	Fresno	Sanger Educational Complex	50/62414-00-022	05/11/18	\$ 24,284,563	\$ -	
Oakland Unified	Alameda	Aspire ERES Academy	54/61259-13-002	05/15/18	\$ 15,936,612	\$ -	
Wasco Union Elementary	Kern	Palm Avenue Elementary	50/63842-00-005	05/21/18	\$ 1,363,433	\$ 1,363,433	
Visalia Unified	Tulare	Denton Elementary	50/72256-00-031	05/21/18	\$ 9,966,124	\$ -	
Jurupa Unified	Riverside	Glen Avon Elementary	50/67090-00-015	05/22/18	\$ 914,157	\$ -	
San Dieguito Union High	San Diego	Pacific Trails Middle	50/68346-00-005	05/29/18	\$ 6,239,976	\$ -	
Bakersfield City	Kern	Noble Elementary	50/63321-00-034	05/31/18	\$ 1,584,750	\$ -	
Konocti Unified	Lake	Lower Lake High	50/64022-00-001	05/31/18	\$ 478,657	\$ -	
Kern High	Kern	Independence High	50/63529-00-010	06/05/18	\$ 9,406,276	\$ -	
Caruthers Unified	Fresno	Caruthers Elementary	50/75598-00-001	06/05/18	\$ 1,702,182	\$ -	
Lucia Mar Unified	San Luis Obispo	Grover Beach Elementary	50/68759-00-007	06/06/18	\$ 3,096,406	\$ -	
Brea-Olinda Unified	Orange	Olinda Elementary	50/66449-00-002	06/08/18	\$ 867,837	\$ -	
Woodland Joint Unified	Yolo	Spring Lake Elementary	50/72710-00-006	06/08/18	\$ 4,633,025	\$ -	
Corona-Norco Unified	Riverside	Norco Elementary	50/67033-00-043	06/12/18	\$ 1,937,594	\$ -	
Riverdale Joint Unified	Fresno	Riverdale Elementary	50/75408-00-002	06/14/18	\$ 1,719,374	\$ -	
Fairfield-Suisun Unified	Solano	Grange Middle	50/70540-00-028	06/18/18	\$ 2,732,268	\$ -	
Walnut Valley Unified	Los Angeles	Quail Summit Elementary	50/73460-00-010	06/20/18	\$ 324,226	\$ -	
Lemoore Union High	Kings	Lemoore High	50/63982-00-002	06/22/18	\$ 1,221,650	\$ -	
Tulare Joint Union High	Tulare	Tulare Western High	50/72249-00-003	06/22/18	\$ 602,300	\$ -	
San Marcos Unified	San Diego	La Costa Meadows Elementary	50/73791-00-019	06/25/18	\$ 1,622,639	\$ -	
San Marcos Unified	San Diego	La Costa Meadows Elementary	50/73791-00-020	06/25/18	\$ 981,918	\$ -	
Dinuba Unified	Tulare	New High	50/75531-00-006	06/27/18	\$ 48,607,132	\$ 48,607,132	
Bakersfield City	Kern	Leo G Pauly Elementary	50/63321-00-035	06/28/18	\$ 1,464,460	\$ -	
Bakersfield City	Kern	Leo G Pauly Elementary	50/63321-00-036	06/28/18	\$ 1,692,826	\$ -	
Western Placer Unified	Placer	Glen Edwards Middle	50/66951-00-010	06/29/18	\$ 4,168,288	\$ -	
Fowler Unified	Fresno	Fowler High	50/62158-00-002	07/05/18	\$ 1,662,406	\$ -	
Guadalupe Union Elementary	Santa Barbara	Kermit McKenzie Junior High	50/69203-00-002	07/06/18	\$ 1,692,026	\$ -	
Irvine Unified	Orange	Cypress Village Elementary	50/73650-00-042	07/06/18	\$ 1,394,110	\$ -	
Irvine Unified	Orange	Woodbridge High	50/73650-00-043	07/06/18	\$ 3,041,419	\$ -	
Bakersfield City	Kern	Hort Elementary	50/63321-00-037	07/10/18	\$ 2,574,301	\$ -	
Bakersfield City	Kern	Bessie E Owens Intermediate	50/63321-00-038	07/12/18	\$ 1,416,427	\$ -	
Bakersfield City	Kern	Evergreen Elementary	50/63321-00-039	07/13/18	\$ 1,381,396	\$ -	
Merced City Elementary	Merced	Rudolph Rivera Elementary	50/65771-00-024	07/13/18	\$ 744,286	\$ -	
Tracy Joint Unified	San Joaquin	Millenium Charter	54/75499-00-003	07/13/18	\$ 5,393,602	\$ -	
Tracy Joint Unified	San Joaquin	Millenium Charter	54/75499-00-004	07/13/18	\$ 1,779,615	\$ -	
Imperial County Office of Education	Imperial	De Anza 9th Grade Academy	50/10132-00-001	07/16/18	\$ 936,086	\$ 936,086	
Imperial County Office of Education	Imperial	La Paloma Elementary	50/10132-01-005	07/16/18	\$ 117,011	\$ 117,011	
Imperial County Office of Education	Imperial	Cross Elementary	50/10132-02-002	07/16/18	\$ 234,022	\$ 234,022	
Imperial County Office of Education	Imperial	Calexico High	50/10132-03-006	07/16/18	\$ 234,022	\$ 234,022	
Imperial County Office of Education	Imperial	La Victoria Elementary	50/10132-03-007	07/16/18	\$ 351,032	\$ 351,032	
Imperial County Office of Education	Imperial	De Anza 9th Grade Academy	50/10132-03-008	07/16/18	\$ 351,032	\$ 351,032	
Fairfield-Suisun Unified	Solano	Fairview Elementary	50/70540-00-029	07/16/18	\$ 2,577,077	\$ -	
Liberty Elementary	Tulare	Liberty Elementary	50/71985-00-004	07/16/18	\$ 3,015,213	\$ -	
Gustine Unified	Merced	Gustine High	50/73619-00-006	07/16/18	\$ 2,092,598	\$ 2,092,598	

SFP APPLICATIONS
New Construction and Charter School Facilities Program
- Workload as of August 31, 2018 -

District	County	Site Name	Application Number	OPSC Date Received	Estimated State Grant (a)	Financial Hardship (b)	Notification Occurred**
Hanford Elementary	Kings	Martin Luther King Jr Elementary	50/63917-00-004	07/19/18	\$ 2,798,162	\$ -	
Sequoia Union High	San Mateo	TIDE Academy	50/69062-01-009	07/19/18	\$ 17,996,168	\$ -	
Oxnard	Ventura	Emilie Ritche Elementary	50/72538-00-016	07/19/18	\$ 808,227	\$ -	
Oxnard	Ventura	Norman R Brekke Elementary	50/72538-00-017	07/19/18	\$ 645,848	\$ -	
Oxnard	Ventura	Christa McAuliffe Elementary	50/72538-00-018	07/19/18	\$ 863,865	\$ -	
Lucia Mar Unified	San Luis Obispo	Oceano Elementary	50/68759-00-008	07/25/18	\$ 3,960,355	\$ -	
Gustine Unified	Merced	Romero Elementary	50/73619-00-007	07/26/18	\$ 1,420,047	\$ 1,420,047	
Ripon Unified	San Joaquin	Colony Oak Elementary	50/68650-00-007	07/27/18	\$ 8,081,016	\$ -	
Oxnard	Ventura	Lemonwood Elementary	50/72538-00-019	07/27/18	\$ 1,937,447	\$ -	
Oxnard	Ventura	Elm Street Elementary	50/72538-00-020	07/27/18	\$ 832,824	\$ -	
Oxnard	Ventura	Thurgood Marshall Elementary	50/72538-00-021	07/27/18	\$ 957,376	\$ -	
Oxnard	Ventura	McKinna Elementary	50/72538-00-022	07/27/18	\$ 10,247,550	\$ -	
Oxnard	Ventura	McKinna Elementary	50/72538-00-023	07/27/18	\$ 960,061	\$ -	
Kern High	Kern	Frontier High	50/63529-00-011	07/30/18	\$ 4,390,293	\$ -	
Oxnard	Ventura	Ramona Elementary	50/72538-00-024	07/30/18	\$ 660,882	\$ -	
Irvine Unified	Orange	Springbrook Elementary	50/73650-00-044	07/30/18	\$ 1,626,156	\$ -	
Konocti Unified	Lake	Lower Lake Elementary	50/64022-00-002	08/06/18	\$ 350,352	\$ -	
Redlands Unified	San Bernardino	Mission Elementary	50/67843-00-009	08/06/18	\$ 532,726	\$ -	
Clovis Unified	Fresno	Reagan Elementary	50/62117-00-022	08/07/18	\$ 440,947	\$ -	
Clovis Unified	Fresno	Reyburn Intermediate	50/62117-00-023	08/07/18	\$ 441,108	\$ -	
Clovis Unified	Fresno	James S Fugman Elementary	50/62117-00-024	08/07/18	\$ 254,782	\$ -	
Atwater Elementary	Merced	Peggy Heller Elementary	50/65631-00-005	08/07/18	\$ 2,312,887	\$ -	
Tustin Unified	Orange	Robert Heideman Elementary	50/73643-00-022	08/07/18	\$ 1,447,625	\$ -	
Los Banos Unified	Merced	Pacheco High	50/65755-00-011	08/08/18	\$ 1,492,303	\$ -	
Southern Kern Unified	Kern	Tropico Middle	50/63776-00-004	08/09/18	\$ 11,870,062	\$ 11,870,062	
Los Banos Unified	Merced	Volta Elementary	50/65755-00-012	08/09/18	\$ 1,076,430	\$ -	
Lucia Mar Unified	San Luis Obispo	Harloe Elementary	50/68759-00-009	08/09/18	\$ 2,813,021	\$ -	
Lucia Mar Unified	San Luis Obispo	Nipomo Elementary	50/68759-00-010	08/09/18	\$ 3,346,471	\$ -	
Pajaro Valley Unified	Santa Cruz	Aptos Junior High	50/69799-00-009	08/09/18	\$ 2,254,552	\$ -	
Pajaro Valley Unified	Santa Cruz	Valencia Elementary	50/69799-00-010	08/09/18	\$ 1,457,285	\$ -	
Chico Unified	Butte	Neal Dow Elementary	50/61424-00-007	08/10/18	\$ 1,589,066	\$ -	
Chico Unified	Butte	Marigold Elementary	50/61424-00-008	08/10/18	\$ 656,036	\$ -	
Chico Unified	Butte	Loma Vista	50/61424-00-009	08/10/18	\$ 667,338	\$ -	
Chico Unified	Butte	Shasta Elementary	50/61424-00-010	08/10/18	\$ 1,691,974	\$ -	
Albany City Unified	Alameda	Albany Middle	50/61127-00-003	08/13/18	\$ 4,492,118	\$ -	
Bakersfield City	Kern	New Elementary	50/63321-00-040	08/15/18	\$ 14,612,348	\$ 14,612,348	
Roberts Ferry Union Elementary	Stanislaus	Roberts Ferry Union Elementary	50/71233-00-002	08/15/18	\$ 537,066	\$ 537,066	
Monson-Sultana Joint Union Elementary	Tulare	Monson-Sultana Elementary	50/72009-00-003	08/15/18	\$ 1,324,540	\$ 1,324,540	
Willows Unified	Glenn	Murdock Elementary	50/62661-00-001	08/17/18	\$ 1,303,978	\$ -	
Centinela Valley Union High	Los Angeles	Hawthorne High	50/64352-00-007	08/17/18	\$ 1,122,890	\$ -	
Anaheim Union High	Orange	Dale Junior High	50/66431-05-002	08/17/18	\$ 2,491,096	\$ -	
Anaheim Union High	Orange	Oxford Academy	50/66431-05-003	08/17/18	\$ 1,470,799	\$ -	
Corona-Norco Unified	Riverside	Dr Bernice Jameson Todd Academy	50/67033-00-044	08/17/18	\$ 5,996,385	\$ -	
Templeton Unified	San Luis Obispo	Templeton High	50/68841-00-002	08/17/18	\$ 3,406,620	\$ -	
Gustine Unified	Merced	Gustine Middle	50/73619-00-008	08/17/18	\$ 1,458,100	\$ 1,458,100	

SFP APPLICATIONS
New Construction and Charter School Facilities Program
- Workload as of August 31, 2018 -

District	County	Site Name	Application Number	OPSC Date Received	Estimated State Grant (a)	Financial Hardship (b)	Notification Occurred**
Gustine Unified	Merced	Gustine Elementary	50/73619-00-009	08/17/18	\$ 1,433,571	\$ 1,433,571	
Irvine Unified	Orange	Canyon View Elementary	50/73650-00-045	08/17/18	\$ 932,595	\$ -	
Yuba County Office of Education	Yuba	Virginia School	50/10587-00-004	08/22/18	\$ 613,950	\$ 613,950	
Yuba County Office of Education	Yuba	Virginia School	50/10587-00-005	08/22/18	\$ 382,468	\$ 382,468	
Corona-Norco Unified	Riverside	Rondo Elementary	50/67033-00-045	08/22/18	\$ 16,832,543	\$ -	
San Dieguito Union High	San Diego	San Dieguito High Academy	50/68346-00-006***	08/23/18	\$ 6,836,372	\$ -	
Rocklin Unified	Placer	Elementary #12	50/75085-00-014***	08/23/18	\$ 16,135,519	\$ -	
San Carlos Elementary	San Mateo	San Carlos Charter Learning Center	50/69021-00-001***	08/24/18	\$ 5,939,528	\$ -	
Irvine Unified	Orange	Meadow Park Elementary	50/73650-00-046***	08/24/18	\$ 1,149,109	\$ -	
Irvine Unified	Orange	Brywood Elementary	50/73650-00-047***	08/24/18	\$ 1,094,082	\$ -	
Roseville City Elementary	Placer	Riego Creek Elementary	50/66910-00-015***	08/29/18	\$ 13,101,726	\$ -	
Tahoe-Truckee Unified	Placer	Kings Beach Elementary	50/66944-00-006***	08/29/18	\$ 1,810,817	\$ -	
Tahoe-Truckee Unified	Placer	Tahoe Truckee High	50/66944-00-007***	08/29/18	\$ 7,839,397	\$ -	
Tahoe-Truckee Unified	Placer	Donner Trail Elementary	50/66944-00-008***	08/29/18	\$ 564,411	\$ -	
Los Angeles Unified	Los Angeles	Castlebay Lane Elementary	50/64733-00-144***	08/30/18	\$ 2,539,262	\$ -	
Los Angeles Unified	Los Angeles	Latona Avenue Elementary	50/64733-00-145***	08/30/18	\$ 2,758,524	\$ -	
Los Angeles Unified	Los Angeles	Porter Ranch Community	50/64733-00-146***	08/30/18	\$ 3,054,672	\$ -	
Los Angeles Unified	Los Angeles	Normont Elementary	50/64733-00-147***	08/30/18	\$ 2,467,384	\$ -	
Los Angeles Unified	Los Angeles	Multnomah Street Elementary	50/64733-34-001***	08/30/18	\$ 2,490,317	\$ -	
					\$ 2,450,856,935	\$ 218,890,402	
					\$	2,669,747,337	

NEW CONSTRUCTION FUNDING SUB-TOTALS	\$ 2,402,065,886	\$ 218,890,402
NEW CONSTRUCTION FACILITY HARDSHIP - NON SEISMIC	\$ -	\$ -
NEW CONSTRUCTION FUNDING TOTAL	\$	2,620,956,288
NEW CONSTRUCTION FACILITY HARDSHIP - SEISMIC	\$ -	\$ -
CHARTER SCHOOLS	\$ 48,791,049	\$ -

(a) Represents estimated state share of project including excessive cost grants. Amounts shown have not been reviewed by OPSC for compliance with all School Facility Program

(b) Represents estimated financial hardship. Amounts shown have not been reviewed by OPSC for compliance with all School Facility Program requirements.

*Facility Hardship project requesting Seismic Mitigation Program funding.

** School districts have been notified that the Office of Public School Construction will begin processing the district's application in the near future.

***These applications exceed the available bond authority. The applications were submitted prior to OPSC's notification to school districts to submit a school board resolution with the application.

SFP APPLICATIONS
 Modernization School Facilities Program
 - Workload as of August 31, 2018 -

District	County	Site Name	Application Number	OPSC Date Received	Estimated State Grant (a)	Financial Hardship (b)	Notification Occurred**
Long Beach Unified	Los Angeles	Roosevelt Elementary	57/64725-00-016	07/30/13	\$ 3,230,102	\$ -	10/2/2017
Rowland Unified	Los Angeles	Le Seda Elementary	57/73452-00-033	03/18/14	\$ 283,705	\$ -	1/16/2018
Norris	Kern	Norris Middle	57/63693-00-001	07/11/14	\$ 4,228,455	\$ -	1/16/2018
Atascadero Unified	San Luis Obispo	Carrisa Plains Elementary	57/68700-00-003	07/18/14	\$ 379,512	\$ -	1/16/2018
Lindsay Unified	Tulare	Jefferson Elementary	57/71993-00-007	07/18/14	\$ 2,055,601	\$ -	1/16/2018
Lindsay Unified	Tulare	Washington Elementary	57/71993-00-008	07/18/14	\$ 1,619,275	\$ -	1/16/2018
San Francisco Unified	San Francisco	Jose Ortega Elementary	57/68478-00-047	07/21/14	\$ 3,333,683	\$ -	1/16/2018
San Francisco Unified	San Francisco	Cesar Chavez Elementary	57/68478-00-048	07/21/14	\$ 3,140,385	\$ -	1/16/2018
Kings Canyon Joint Unified	Fresno	Dunlap Elementary	57/62265-00-024	08/05/14	\$ 671,178	\$ -	2/1/2018
Clovis Unified	Fresno	Dry Creek Elementary	57/62117-00-039	08/07/14	\$ 2,151,659	\$ -	2/1/2018
Clovis Unified	Fresno	Tarpey Elementary	57/62117-00-040	08/07/14	\$ 1,376,234	\$ -	2/1/2018
Porterville Unified	Tulare	Roche Elementary	57/75523-00-014	08/08/14	\$ 250,000	\$ -	2/1/2018
Rosemead Elementary	Los Angeles	Jason (Mildred B.) Elementary	57/64931-00-006	08/12/14	\$ 209,724	\$ -	2/1/2018
Rosemead Elementary	Los Angeles	Shuey (Emma W.) Elementary	57/64931-00-007	08/12/14	\$ 50,540	\$ -	2/1/2018
Rosemead Elementary	Los Angeles	Encinita Elementary	57/64931-00-008	08/12/14	\$ 43,950	\$ -	2/1/2018
Rosemead Elementary	Los Angeles	Savannah Elementary	57/64931-00-009	08/12/14	\$ 194,009	\$ -	2/1/2018
San Francisco Unified	San Francisco	Yick Wo Elementary	57/68478-00-049	08/12/14	\$ 1,805,315	\$ -	2/1/2018
Santa Barbara Unified	Santa Barbara	Adams Elementary	57/76786-00-006	08/13/14	\$ 412,940	\$ -	2/1/2018
Fortuna Union High	Humbolt	East High (Continuation)	57/62810-00-004	08/20/14	\$ 1,096,257	\$ -	2/1/2018
Templeton Unified	San Luis Obispo	Templeton Middle	57/68841-00-003	08/20/14	\$ 933,886	\$ -	2/1/2018
Clovis Unified	Fresno	Clark Intermediate	57/62117-00-041	09/05/14	\$ 5,116,157	\$ -	3/1/2018
Ross Valley	Marin	White Hill Middle	57/75002-00-007	09/05/14	\$ 1,498,203	\$ -	3/1/2018
Clovis Unified	Fresno	Clovis West High	57/62117-00-042	09/16/14	\$ 570,700	\$ -	3/1/2018
Clovis Unified	Fresno	Miramonte Elementary	57/62117-00-043	09/16/14	\$ 877,053	\$ -	3/1/2018
Morongo Unified	San Bernardino	Yucca Valley High	57/67777-00-008	09/16/14	\$ 6,057,185	\$ -	3/1/2018
Colton Joint Unified	San Bernardino	Zimmerman Elementary	57/67686-00-018	09/17/14	\$ 3,234,125	\$ -	3/1/2018
Lindsay Unified	Tulare	Reagan Elementary	57/71993-00-009	09/19/14	\$ 1,454,111	\$ -	3/1/2018
Clovis Unified	Fresno	Sierra Vista Elementary	57/62117-00-044	09/23/14	\$ 1,847,044	\$ -	3/1/2018
Colton Joint Unified	San Bernardino	Terrace View Elementary	57/67686-00-020	09/25/14	\$ 2,645,164	\$ -	3/1/2018
Colton Joint Unified	San Bernardino	Ruth O. Harris Middle	57/67686-00-021	10/03/14	\$ 1,539,089	\$ -	3/1/2018
Clovis Unified	Fresno	Temperance-Kutner Elementary	57/62117-00-045	10/06/14	\$ 2,173,770	\$ -	3/1/2018
Santa Barbara Unified	Santa Barbara	Washington Elementary	57/76786-00-007	10/08/14	\$ 706,647	\$ -	3/1/2018
San Francisco Unified	San Francisco	Burton (Philip A.) High	57/68478-00-050	10/10/14	\$ 18,035,466	\$ -	3/1/2018
San Francisco Unified	San Francisco	James Lick Middle	57/68478-00-051	10/22/14	\$ 4,692,723	\$ -	3/1/2018
Solano County Office of Education	Solano	Jones (K. I.) Elementary	57/10488-00-024	10/23/14	\$ 320,707	\$ 213,805	3/1/2018
Solano County Office of Education	Solano	Golden West Middle	57/10488-00-030	10/23/14	\$ 131,635	\$ 87,757	3/1/2018
Ripon Unified	San Joaquin	Weston Elementary	57/68650-00-003	10/23/14	\$ 449,184	\$ -	3/1/2018
Simi Valley Unified	Ventura	White Oak Elementary	57/72603-00-033	10/29/14	\$ 2,586,682	\$ -	3/1/2018
Oxnard Elementary	Ventura	McAuliffe Elementary	57/72538-00-025	11/13/14	\$ 109,034	\$ -	9/4/2018
Oxnard Elementary	Ventura	Fremont Middle	57/72538-00-026	11/13/14	\$ 996,423	\$ -	9/4/2018
Newport-Mesa Unified	Orange	Corona Del Mar High	57/66597-00-035	11/19/14	\$ 262,502	\$ -	9/4/2018
Visalia Unified	Tulare	Redwood High	57/72256-00-021	12/03/14	\$ 740,767	\$ -	9/4/2018
Mill Valley Elementary	Marin	Tamalpais Valley Elementary	57/65391-00-009	12/05/14	\$ 1,526,092	\$ 1,017,395	
Clovis Unified	Fresno	Gettysburg Elementary	57/62117-00-046	12/23/14	\$ 2,919,696	\$ -	
San Francisco Unified	San Francisco	Academy of Arts and Sciences	57/68478-00-052	12/23/14	\$ 2,201,851	\$ -	

SFP APPLICATIONS
 Modernization School Facilities Program
 - Workload as of August 31, 2018 -

District	County	Site Name	Application Number	OPSC Date Received	Estimated State Grant (a)	Financial Hardship (b)	Notification Occurred**
San Francisco Unified	San Francisco	Ruth Asawa School of the Arts	57/68478-00-053	12/23/14	\$ 4,203,843	\$ -	
Manzanita Elementary	Butte	Manzanita Elementary	57/61499-00-001	12/30/14	\$ 1,621,561	\$ 1,081,040	
Biggs Unified	Butte	Biggs Elementary	57/61408-00-001	02/03/15	\$ 1,721,583	\$ 1,147,722	
Biggs Unified	Butte	Biggs High	57/61408-00-002	02/03/15	\$ 1,774,111	\$ 1,182,741	
Biggs Unified	Butte	Biggs Middle	57/61408-00-003	02/03/15	\$ 743,277	\$ 495,518	
Biggs Unified	Butte	Richvale Elementary	57/61408-00-004	02/03/15	\$ 240,992	\$ 160,661	
Long Beach Unified	Los Angeles	David Starr Jordan High	57/64725-00-019	02/05/15	\$ 6,360,830	\$ -	
Anaheim Elementary	Orange	Stoddard Elementary	57/66423-00-031	02/17/15	\$ 5,467,457	\$ -	
San Francisco Unified	San Francisco	McKinley Elementary	57/68478-00-054	02/17/15	\$ 2,339,295	\$ -	
Jefferson Elementary	San Joaquin	Jefferson Elementary	57/68544-00-001	03/19/15	\$ 2,626,558	\$ -	
Elk Grove Unified	Sacramento	Dillard Elementary	57/67314-00-019	03/23/15	\$ 1,239,189	\$ -	
Fremont Union High	Santa Clara	Homestead High	57/69468-00-016	03/25/15	\$ 1,428,636	\$ -	
Capay Joint Union Elementary	Glenn	Capay Joint Union Elementary	57/62554-00-002	03/27/15	\$ 1,182,762	\$ 788,508	
Bakersfield City Elementary	Kern	Compton Junior High	57/63321-00-016	04/08/15	\$ 4,936,996	\$ -	
San Francisco Unified	San Francisco	Longfellow Elementary	57/68478-00-055	04/14/15	\$ 4,302,941	\$ -	
San Francisco Unified	San Francisco	Daniel Webster Elementary	57/68478-00-056	05/04/15	\$ 2,748,832	\$ -	
Temple City Unified	Los Angeles	Cloverly Elementary	57/65052-00-009	05/14/15	\$ 1,740,259	\$ -	
Burrel Union Elementary	Fresno	Burrel Elementary	57/62042-00-001	05/22/15	\$ 89,849	\$ 59,900	
Sanger Unified	Fresno	Lincoln Elementary	57/62414-00-014	05/28/15	\$ 1,019,000	\$ -	
San Francisco Unified	San Francisco	Paul Revere Elementary	57/68478-00-057	05/29/15	\$ 3,564,537	\$ -	
Palm Springs Unified	Riverside	Wenzlaff (Edward) Elementary	57/67173-00-009	06/11/15	\$ 3,673,025	\$ -	
Clovis Unified	Fresno	Weldon Elementary	57/62117-00-047	06/19/15	\$ 2,811,611	\$ -	
Dinuba Unified	Tulare	Lincoln Elementary	57/75531-00-010	06/22/15	\$ 126,840	\$ 84,560	
Dinuba Unified	Tulare	Roosevelt Elementary	57/75531-00-011	06/22/15	\$ 76,104	\$ 50,736	
Brawley Elementary	Imperial	Hidalgo Elementary	57/63073-00-002	06/25/15	\$ 931,658	\$ -	
Temple City Unified	Los Angeles	La Rosa Elementary	57/65052-00-010	06/26/15	\$ 1,832,671	\$ -	
Culver City Unified	Los Angeles	Farragut Elementary	57/64444-00-011	07/27/15	\$ 614,317	\$ -	
Solano County Office of Education	Solano	Armijo High	57/10488-00-020	08/03/15	\$ 298,050	\$ 198,700	
Solano County Office of Education	Solano	Grange Middle	57/10488-00-028	08/03/15	\$ 134,334	\$ 89,556	
Twin Rivers Unified	Sacramento	Del Paso Heights Elementary	57/76505-00-041	08/06/15	\$ 288,086	\$ -	
Clovis Unified	Fresno	Kastner Intermediate	57/62117-00-048	08/07/15	\$ 1,159,067	\$ -	
Culver City Unified	Los Angeles	Culver City Middle	57/64444-00-012	08/11/15	\$ 200,887	\$ -	
Pomona Unified	Los Angeles	Lexington Elementary	57/64907-00-026	09/02/15	\$ 1,366,745	\$ -	
Pomona Unified	Los Angeles	Philadelphia Elementary	57/64907-00-027	09/02/15	\$ 1,334,580	\$ -	
Newport-Mesa Unified	Orange	Newport Harbor High	57/66597-00-036	09/22/15	\$ 1,216,878	\$ -	
Taft City Elementary	Kern	Jefferson Elementary	57/63800-00-005	09/28/15	\$ 1,033,800	\$ -	
Taft City Elementary	Kern	Conley Elementary	57/63800-00-006	09/30/15	\$ 751,266	\$ -	
Grossmont Union High	San Diego	Monte Vista High	57/68130-00-022	10/01/15	\$ 317,017	\$ -	
Alta Vista Elementary	Tulare	Alta Vista Elementary	57/71811-00-003	10/02/15	\$ 168,601	\$ 112,400	
Sanger Unified	Fresno	Madison Elementary	57/62414-00-015	10/05/15	\$ 1,757,634	\$ -	
Ventura County Office of Education	Ventura	Gateway Community	57/10561-00-005	10/09/15	\$ 86,069	\$ 57,379	
Ventura County Office of Education	Ventura	Dean Triggs	57/10561-00-006	10/09/15	\$ 30,318	\$ 20,212	
Culver City Unified	Los Angeles	Culver City High	57/64444-00-013	10/19/15	\$ 486,107	\$ -	
Newman Crows Landing Unified	Stanislaus	Bonita Elementary	57/73601-00-003	10/23/15	\$ 458,633	\$ -	
Saddleback Valley Unified	Orange	La Tierra Elementary	57/73635-00-035	10/26/15	\$ 1,735,471	\$ -	

SFP APPLICATIONS
 Modernization School Facilities Program
 - Workload as of August 31, 2018 -

District	County	Site Name	Application Number	OPSC Date Received	Estimated State Grant (a)	Financial Hardship (b)	Notification Occurred**
Chico Unified	Butte	Bidwell Junior High	57/61424-00-005	10/30/15	\$ 593,784	\$ -	
San Juan Unified	Sacramento	Winston Churchill Middle	57/67447-00-059	10/30/15	\$ 1,039,484	\$ -	
Central Elementary	San Bernardino	Valle Vista Elementary	57/67645-00-005	11/03/15	\$ 2,476,386	\$ -	
Pomona Unified	Los Angeles	Ganesha Senior High	57/64907-00-028	11/23/15	\$ 2,389,047	\$ -	
Santa Barbara Unified	Santa Barbara	Goleta Valley Junior High	57/76786-00-008	11/30/15	\$ 284,177	\$ -	
Oak Valley Union Elementary	Tulare	Oak Valley Elementary	57/72017-00-003	12/01/15	\$ 142,695	\$ 95,130	
Placentia-Yorba Linda Unified	Orange	Valencia High	57/66647-00-037	12/07/15	\$ 2,322,798	\$ -	
Tipton Elementary	Tulare	Tipton Elementary	57/72215-00-002	01/05/16	\$ 202,310	\$ 134,873	
Antioch Unified	Contra Costa	Antioch High	57/61648-00-012	01/22/16	\$ 1,076,782	\$ -	
San Ramon Unified	Contra Costa	Armstrong Elementary	57/61804-00-023	01/29/16	\$ 798,221	\$ -	
Grossmont Union High	San Diego	Mt. Miguel High	57/68130-00-023	02/10/16	\$ 787,613	\$ -	
Grossmont Union High	San Diego	Grossmont High	57/68130-00-024	02/11/16	\$ 10,715,765	\$ -	
Happy Valley Elementary	Santa Cruz	Happy Valley Elementary	57/69757-00-001	02/24/16	\$ 112,108	\$ 74,739	
Sanger Unified	Fresno	John Wash Elementary	57/62414-00-016	02/25/16	\$ 557,282	\$ -	
Reef-Sunset Unified	Kings	Avenal Elementary	57/73932-00-005	02/26/16	\$ 328,290	\$ 218,860	
Reef-Sunset Unified	Kings	Avenal High	57/73932-00-006	02/26/16	\$ 108,987	\$ 72,658	
Reef-Sunset Unified	Kings	Kettleman City Elementary	57/73932-00-007	02/26/16	\$ 127,423	\$ 84,949	
Reef-Sunset Unified	Kings	Reef Sunset Middle	57/73932-00-008	02/26/16	\$ 216,775	\$ 144,517	
Reef-Sunset Unified	Kings	Sunrise High	57/73932-00-009	02/26/16	\$ 25,469	\$ 16,980	
Culver City Unified	Los Angeles	La Ballona Elementary	57/64444-00-014	03/07/16	\$ 468,989	\$ -	
Azusa Unified	Los Angeles	Sierra Contuation High	57/64279-00-014	03/17/16	\$ 47,444	\$ -	
San Francisco Unified	San Francisco	Frank McCoppin Elementary	57/68478-63-004	04/04/16	\$ 1,793,422	\$ -	
Clay Joint Elementary	Fresno	Clay Elementary	57/62109-00-002	04/11/16	\$ 71,482	\$ 47,655	
San Francisco Unified	San Francisco	Chin (John Yehall) Elementary	57/68478-79-003	04/13/16	\$ 1,672,436	\$ -	
Downey Unified	Los Angeles	Warren High	57/64451-00-026	04/14/16	\$ 8,133,313	\$ -	
Perris Elementary	Riverside	Innovative Horizons Charter (Nan Saunders)	57/67199-00-002	04/20/16	\$ 1,197,581	\$ -	
Southern Trinity Joint Unified	Trinity	Van Duzen Elementary	57/73833-00-003	04/27/16	\$ 334,253	\$ -	
Newhall Elementary	Los Angeles	Newhall Elementary	57/64832-00-004	04/29/16	\$ 1,892,817	\$ -	
Sequoia Union High	San Mateo	Sequoia High	57/69062-00-036	05/09/16	\$ 909,374	\$ -	
Downey Unified	Los Angeles	Warren High	57/64451-00-027	05/11/16	\$ 1,063,285	\$ -	
West Contra Costa Unified	Contra Costa	Pinole Valley High	57/61796-00-051	05/13/16	\$ 16,502,885	\$ -	
Dinuba Unified	Tulare	Lincoln Elementary	57/75531-00-012	05/13/16	\$ 817,533	\$ -	
Pomona Unified	Los Angeles	Garey High	57/64907-00-029	05/24/16	\$ 2,832,407	\$ -	
Tulare City Elementary	Tulare	Roosevelt Elementary	57/72231-00-009	06/15/16	\$ 471,463	\$ -	
Tulare City Elementary	Tulare	Garden Elementary	57/72231-00-010	06/15/16	\$ 630,173	\$ -	
Tulare Joint Union High	Tulare	Tulare Union High	57/72249-00-005	06/15/16	\$ 1,827,766	\$ -	
Pomona Unified	Los Angeles	Lincoln Elementary	57/64907-00-030	06/22/16	\$ 680,501	\$ -	
Temecula Valley Unified	Riverside	Margarita Middle	57/75192-00-005	06/27/16	\$ 3,315,233	\$ -	
Temecula Valley Unified	Riverside	Nicolas Valley Elementary	57/75192-00-006	06/27/16	\$ 2,354,369	\$ -	
Temecula Valley Unified	Riverside	Temecula Valley High	57/75192-00-007	06/27/16	\$ 12,709,360	\$ -	
Azusa Unified	Los Angeles	Gladstone High	57/64279-00-015	07/05/16	\$ 145,479	\$ -	
Azusa Unified	Los Angeles	Slauson Intermediate	57/64279-00-016	07/05/16	\$ 924,453	\$ -	
Stockton Unified	San Joaquin	Roosevelt Elementary	57/68676-00-036	07/06/16	\$ 3,455,202	\$ -	
Scott Valley Unified	Siskiyou	Scott Valley Junior High	57/76455-00-005	07/08/16	\$ 1,148,215	\$ -	
Stockton Unified	San Joaquin	Victory Elementary	57/68676-00-037	07/12/16	\$ 3,939,628	\$ -	

SFP APPLICATIONS
 Modernization School Facilities Program
 - Workload as of August 31, 2018 -

District	County	Site Name	Application Number	OPSC Date Received	Estimated State Grant (a)	Financial Hardship (b)	Notification Occurred**
Scott Valley Unified	Siskiyou	Etna Elementary	57/76455-00-006	07/12/16	\$ 1,724,802	\$ -	
Scott Valley Unified	Siskiyou	Fort Jones Elementary	57/76455-00-007	07/12/16	\$ 1,004,356	\$ -	
Clovis Unified	Fresno	Mickey Cox Elementary	57/62117-00-049	07/18/16	\$ 464,931	\$ -	
Jurupa Unified	Riverside	Jurupa Valley High	57/67090-00-007	07/20/16	\$ 2,971,531	\$ -	
Garden Grove Unified	Orange	Ralston Intermediate	57/66522-00-074	07/21/16	\$ 570,440	\$ -	
William S. Hart Union High	Los Angeles	Canyon High	57/65136-00-009	07/25/16	\$ 1,124,552	\$ -	
Caruthers Unified	Fresno	Caruthers High	57/75598-00-002	07/25/16	\$ 485,646	\$ -	
Clovis Unified	Fresno	Fancher Creek Elementary	57/62117-00-050	07/28/16	\$ 1,911,896	\$ -	
Natomas Unified	Sacramento	Natomas High	57/75283-00-002	07/28/16	\$ 2,600,476	\$ -	
Clovis Unified	Fresno	Cedarwood Elementary	57/62117-00-051	08/02/16	\$ 1,213,249	\$ -	
Temple City Unified	Los Angeles	Temple City High	57/65052-00-011	08/02/16	\$ 12,286,483	\$ -	
Redondo Beach Unified	Los Angeles	Parras Middle	57/75341-00-023	08/02/16	\$ 2,277,716	\$ -	
Redondo Beach Unified	Los Angeles	Adams Middle	57/75341-00-024	08/02/16	\$ 989,484	\$ -	
Redondo Beach Unified	Los Angeles	Alta Vista Elementary	57/75341-00-025	08/02/16	\$ 412,032	\$ -	
San Juan Unified	Sacramento	Bella Vista High	57/67447-00-060	08/05/16	\$ 843,232	\$ -	
Panama-Buena Vista Union	Kern	Sing Lum Elementary	57/63362-00-005	08/15/16	\$ 3,498,119	\$ -	
Jurupa Unified	Riverside	Jurupa Unified	57/67090-00-008	08/18/16	\$ 2,553,407	\$ -	
Clovis Unified	Fresno	Gateway High	57/62117-00-052	08/19/16	\$ 179,130	\$ -	
Downey Unified	Los Angeles	Downey High	57/64451-00-028	08/24/16	\$ 9,094,046	\$ -	
Long Beach Unified	Los Angeles	Polytechnic High	57/64725-00-020	08/25/16	\$ 3,582,592	\$ -	
Laytonville Unified	Mendocino	Laytonville Elementary	57/73916-00-001	08/25/16	\$ 1,412,168	\$ -	
Colton Joint Unified	San Bernardino	Washington Alternative High	57/67686-00-022	08/26/16	\$ 749,615	\$ -	
Azusa Unified	Los Angeles	Center Middle	57/64279-00-017	09/06/16	\$ 1,149,748	\$ -	
Newport-Mesa Unified	Orange	Adams Elementary	57/66597-00-037	09/07/16	\$ 596,195	\$ -	
Newport-Mesa Unified	Orange	Sonora Elementary	57/66597-00-038	09/07/16	\$ 510,780	\$ -	
Newport-Mesa Unified	Orange	Poularino Elementary	57/66597-00-039	09/07/16	\$ 392,692	\$ -	
Desert Sands Unified	Riverside	Hoover (Herbert) Elementary	57/67058-00-018	09/08/16	\$ 374,940	\$ -	
Lincoln Unified	San Joaquin	Lincoln High	57/68569-00-015	09/14/16	\$ 2,007,010	\$ -	
Winters Joint Unified	Yolo	Winters Middle	57/72702-00-006	09/16/16	\$ 698,675	\$ -	
San Dieguito Union High	San Diego	Earl Warren Middle	57/68346-00-006	09/23/16	\$ 3,725,385	\$ -	
Natomas Unified	Sacramento	Leroy Greene Academy	57/75283-00-003	09/23/16	\$ 918,611	\$ -	
Newport-Mesa Unified	Orange	Early College High	57/66597-00-040	09/27/16	\$ 3,051,952	\$ -	
Corcoran Joint Unified	Kings	John C. Fremont Elementary	57/63891-00-009	09/30/16	\$ 2,037,856	\$ -	
Corcoran Joint Unified	Kings	Bret Hart Elementary	57/63891-00-010	09/30/16	\$ 278,912	\$ -	
Anaheim Union High	Orange	Katella High	57/66431-00-015	10/10/16	\$ 6,595,880	\$ -	
Stockton Unified	San Joaquin	Stockton Unified Early College Academy	57/68676-00-038	10/11/16	\$ 5,214,348	\$ -	
Long Beach Unified	Los Angeles	Renaissance High School for the Arts	57/64725-00-021	10/13/16	\$ 7,452,532	\$ -	
Pioneer Union Elementary	Kings	Pioneer Elementary	57/63990-00-003	10/26/16	\$ 1,894,686	\$ -	
Colton Joint Unified	San Bernardino	Colton High	57/67686-00-023	10/26/16	\$ 1,525,061	\$ -	
Sanger Unified	Fresno	Sanger Academy Charter	57/62414-00-017	10/28/16	\$ 725,853	\$ -	
Manteca Unified	San Joaquin	Golden West Elementary	57/68593-00-011	10/28/16	\$ 1,579,503	\$ -	
Manteca Unified	San Joaquin	Shasta Elementary	57/68593-00-012	10/28/16	\$ 1,532,202	\$ -	
Manteca Unified	San Joaquin	Lathrop Elementary	57/68593-00-013	10/28/16	\$ 3,749,688	\$ -	
Manteca Unified	San Joaquin	Sequoia Elementary	57/68593-00-014	10/28/16	\$ 3,529,162	\$ -	
Manteca Unified	San Joaquin	Lincoln Elementary	57/68593-00-015	10/28/16	\$ 2,754,052	\$ -	

SFP APPLICATIONS
 Modernization School Facilities Program
 - Workload as of August 31, 2018 -

District	County	Site Name	Application Number	OPSC Date Received	Estimated State Grant (a)	Financial Hardship (b)	Notification Occurred**
Saddleback Valley Unified	Orange	Trabuco Mesa Elementary	57/73635-00-036	10/28/16	\$ 2,694,648	\$ -	
Saddleback Valley Unified	Orange	Cielo Vista Elementary	57/73635-00-037	10/28/16	\$ 3,555,938	\$ -	
San Ramon Valley Unified	Contra Costa	Walt Disney Elementary	57/61804-00-024	10/31/16	\$ 785,930	\$ -	
Clovis Unified	Fresno	Mountain View Elementary	57/62117-00-053	10/31/16	\$ 1,831,518	\$ -	
Ceres Unified	Stanislaus	Ceres High	57/71043-00-013	10/31/16	\$ 531,318	\$ -	
San Ramon Valley Unified	Contra Costa	Monte Vista High	57/61804-00-025	11/03/16	\$ 985,056	\$ -	
Saugus Union	Los Angeles	James Foster Elementary	57/64998-00-008	11/04/16	\$ 629,801	\$ -	
Saugus Union	Los Angeles	Charles Helmers Elementary	57/64998-00-009	11/04/16	\$ 3,152,965	\$ -	
Garden Grove Unified	Orange	Leo Carrillo Elementary	57/66522-00-075	11/04/16	\$ 494,934	\$ -	
Garden Grove Unified	Orange	Post Elementary	57/66522-00-076	11/04/16	\$ 637,489	\$ -	
Garden Grove Unified	Orange	Sarah McGarvin Intermediate	57/66522-00-077	11/04/16	\$ 287,838	\$ -	
Garden Grove Unified	Orange	Clinton-Mendenhall Elementary	57/66522-00-078	11/04/16	\$ 601,582	\$ -	
Garden Grove Unified	Orange	Edward Russell Elementary	57/66522-00-079	11/04/16	\$ 481,663	\$ -	
Garden Grove Unified	Orange	Garden Grove High	57/66522-00-080	11/04/16	\$ 1,933,679	\$ -	
Garden Grove Unified	Orange	Patton Elementary	57/66522-00-081	11/04/16	\$ 352,124	\$ -	
Garden Grove Unified	Orange	Louis Lake Intermediate	57/66522-00-082	11/04/16	\$ 285,627	\$ -	
Garden Grove Unified	Orange	Leroy L Doig Intermediate	57/66522-00-083	11/04/16	\$ 687,631	\$ -	
Garden Grove Unified	Orange	Dwight D Eisenhower Elementary	57/66522-00-084	11/04/16	\$ 1,061,123	\$ -	
Garden Grove Unified	Orange	Bolsa Grande High	57/66522-00-085	11/04/16	\$ 1,025,169	\$ -	
Sonora Elementary	Tuolumne	Sonora Elementary	57/72371-00-004	11/08/16	\$ 1,360,167	\$ -	
Sonora Elementary	Tuolumne	Sonora Elementary	57/72371-00-003	11/09/16	\$ 2,067,799	\$ -	
Rosemead Elementary	Los Angeles	Janson Elementary	57/64931-00-010	11/16/16	\$ 2,582,808	\$ -	
Rosemead Elementary	Los Angeles	Janson Elementary	57/64931-00-011	11/16/16	\$ 2,586,682	\$ -	
Rosemead Elementary	Los Angeles	Encinita Elementary	57/64931-00-012	11/16/16	\$ 1,556,508	\$ -	
Grossmont Union High	San Diego	Chaparral High	57/68130-00-025	11/17/16	\$ 2,162,636	\$ -	
Santa Paula Unified	Ventura	Renaissance High	57/76828-00-001	11/17/16	\$ 735,739	\$ -	
Azusa Unified	Los Angeles	Paramount Elementary	57/64279-00-018	11/18/16	\$ 2,861,302	\$ -	
Culver City Unified	Los Angeles	El Marino Elementary	57/64444-00-015	11/18/16	\$ 1,354,409	\$ -	
Duarte Unified	Los Angeles	Northview Intermediate	57/64469-00-011	11/22/16	\$ 3,232,275	\$ -	
Alvord Unified	Riverside	Norte Vista Hihh	57/66977-00-015	11/22/16	\$ 2,222,641	\$ -	
Traver Joint Elementary	Tulare	Traver Elementary	57/72223-00-002	11/22/16	\$ 105,143	\$ 70,096	
Saddleback Valley Unified	Orange	Mission Viejo High	57/73635-00-038	11/23/16	\$ 4,096,931	\$ -	
Saddleback Valley Unified	Orange	Trabuco Hills High	57/73635-00-039	11/29/16	\$ 2,199,511	\$ -	
Santa Barbara Unified	Santa Barbara	La Colina Junior High	57/76786-00-009	11/29/16	\$ 964,894	\$ -	
Princeton Joint Unified	Glenn	Princeton Junior-Senior High	57/62646-00-001	12/01/16	\$ 1,050,884	\$ -	
Princeton Joint Unified	Glenn	Princeton Elementary	57/62646-00-002	12/01/16	\$ 344,816	\$ -	
Placer Union High	Placer	Placer High	57/66894-00-010	12/01/16	\$ 3,190,203	\$ -	
Torrance Unified	Los Angeles	Torrance High	57/65060-00-035	12/06/16	\$ 4,209,195	\$ -	
Merced City Elementary	Merced	Hoover Middle	57/65771-00-012	12/07/16	\$ 3,805,712	\$ -	
Stockton Unified	San Joaquin	Edison Senior High	57/68676-00-039	12/07/16	\$ 16,101,918	\$ -	
Newport-Mesa Unified	Orange	Corona Del Mar High	57/66597-00-041	12/12/16	\$ 5,555,425	\$ -	
Palm Springs Unified	Riverside	Raymond Cree Middle	57/67173-00-010	12/12/16	\$ 588,722	\$ -	
Franklin-McKinley Elementary	Santa Clara	Franklin Elementary	57/69450-00-010	12/14/16	\$ 2,358,216	\$ -	
Placer Union High	Placer	Del Oro High	57/66894-00-011	12/15/16	\$ 2,787,304	\$ -	
Garden Grove Unified	Orange	Marie Hare Continuation High	57/66522-00-086	12/21/16	\$ 894,001	\$ -	

SFP APPLICATIONS
 Modernization School Facilities Program
 - Workload as of August 31, 2018 -

District	County	Site Name	Application Number	OPSC Date Received	Estimated State Grant (a)	Financial Hardship (b)	Notification Occurred**
Moreno Valley Unified	Riverside	Edgemont Elementary	57/67124-00-009	12/23/16	\$ 1,059,890	\$ -	
Moreno Valley Unified	Riverside	Moreno Valley High	57/67124-00-010	12/23/16	\$ 1,667,764	\$ -	
Alvord Unified	Riverside	Crista S. McAuliffe Elementary	57/66977-00-016	12/28/16	\$ 840,231	\$ -	
Alvord Unified	Riverside	La Sierra High	57/66977-00-017	12/28/16	\$ 2,715,598	\$ -	
Alvord Unified	Riverside	Foothill Elementary	57/66977-00-018	12/28/16	\$ 1,508,459	\$ -	
Jurupa Unified	Riverside	Peralta Elementary	57/67090-00-009	12/29/16	\$ 690,106	\$ -	
Folsom-Cordova Unified	Sacramento	Sundahl (Carl H.) Elementary	57/67330-21-005	01/06/17	\$ 1,900,623	\$ -	
Woodville Elementary	Tulare	Woodville Elementary	57/72298-00-002	01/06/17	\$ 173,771	\$ 115,847	
Lancaster Elementary	Los Angeles	Joshua Elementary	57/64667-00-008	01/11/17	\$ 1,514,346	\$ -	
Hollister Elementary	San Benito	Cerra Vista Elementary	57/67470-00-001	01/11/17	\$ 1,097,653	\$ -	
Hollister Elementary	San Benito	Calaveras Elementary	57/67470-00-002	01/11/17	\$ 1,120,146	\$ -	
Torrance Unified	Los Angeles	North High	57/65060-00-036	01/12/17	\$ 2,283,123	\$ -	
Corcoran Joint Unified	Kings	John Muir Middle	57/63891-00-011	01/13/17	\$ 2,251,630	\$ -	
Merced City Elementary	Merced	Chenoweth Elementary	57/65771-00-013	01/17/17	\$ 1,341,801	\$ -	
Merced City Elementary	Merced	Chenoweth Elementary	57/65771-00-014	01/17/17	\$ 667,044	\$ -	
Rincon Valley Unioin Elementary	Sonoma	Binkley Elementary	57/70896-00-009	01/17/17	\$ 1,397,839	\$ -	
Rincon Valley Unioin Elementary	Sonoma	Madrone Elementary	57/70896-00-010	01/17/17	\$ 592,830	\$ -	
Colton Joint Unified	San Bernardino	Bloomington High	57/67686-00-024	01/18/17	\$ 1,674,492	\$ -	
Pacific Elementary	Santa Cruz	Pacific Elementary	57/69781-00-001	01/20/17	\$ 47,565	\$ 31,710	
Westside Union Elementary	Los Angeles	Cottonwood Elementary	57/65102-00-004	01/24/17	\$ 2,226,796	\$ -	
Gridley Unified	Butte	Sycamore Middle	57/75507-00-001	01/24/17	\$ 669,187	\$ -	
Gridley Unified	Butte	Sycamore Middle	57/75507-00-002	01/24/17	\$ 662,920	\$ -	
Gridley Unified	Butte	Wilson Elementary	57/75507-00-003	01/24/17	\$ 995,603	\$ -	
Gridley Unified	Butte	Wilson Elementary	57/75507-00-004	01/24/17	\$ 892,537	\$ -	
Gridley Unified	Butte	McKinley Elementary	57/75507-00-005	01/24/17	\$ 1,397,840	\$ -	
Pollock Pines Elementary	El Dorado	Pinewood Elementary	57/61960-00-001	01/25/17	\$ 1,147,329	\$ -	
Pollock Pines Elementary	El Dorado	Sierra Ridge Middle	57/61960-00-002	01/25/17	\$ 1,339,531	\$ -	
Atascadero Unified	San Luis Obispo	Santa Rosa Academy	57/68700-00-004	01/25/17	\$ 3,603,262	\$ -	
Arvin Union Elementary	Kern	Haven Drive Middle	57/63313-00-001	01/26/17	\$ 1,572,811	\$ -	
Pixley Union Elementary	Tulare	Pixley Union Elementary	57/72041-00-001	01/26/17	\$ 3,570,061	\$ 2,380,041	
Atascadero Unified	San Luis Obispo	San Gabriel Elementary	57/68700-00-005	02/01/17	\$ 2,680,991	\$ -	
San Carlos Elementary	San Mateo	Tierra Linda Middle	57/69021-00-011	02/01/17	\$ 4,135,922	\$ -	
Jurupa Unified	Riverside	Ina Arbuckle Elementary	57/67090-00-010	02/03/17	\$ 2,565,897	\$ -	
San Juan Unified	Sacramento	Citrus Heights Elementary	57/67447-00-061	02/03/17	\$ 310,415	\$ -	
Corcoran Joint Unified	Kings	Mark Twain Elementary	57/63891-00-012	02/07/17	\$ 2,019,861	\$ -	
Newcastle Elementary	Placer	Newcastle Elementary	57/66852-00-002	02/07/17	\$ 80,508	\$ 53,672	
Grossmont Union High	San Diego	El Capitan High	57/68130-00-026	02/07/17	\$ 242,388	\$ -	
Tahoe-Truckee Joint Unified	Placer	Kings Beach Elementary	57/66944-00-011	02/13/17	\$ 1,044,412	\$ -	
Tahoe-Truckee Joint Unified	Placer	Glenshire Elementary	57/66944-00-013	02/13/17	\$ 1,042,848	\$ -	
Tracy Unified	San Joaquin	South West Park Elementary	57/75499-00-011	02/14/17	\$ 2,659,552	\$ -	
Azusa Unified	Los Angeles	Center Middle	57/64279-00-019	02/15/17	\$ 3,296,598	\$ -	
Alameda Unified	Alameda	Alameda High	57/61119-01-001	02/23/17	\$ 1,679,127	\$ -	
Banta Elementary	San Joaquin	Banta Elementary	57/68486-00-002	02/23/17	\$ 80,632	\$ 53,755	
Sequoia Union Elementary	Tulare	Sequoia Elementary	57/72116-00-002	02/24/17	\$ 168,807	\$ 112,538	
Jurupa Unified	Riverside	Jurupa Valley High	57/67090-00-011	02/27/17	\$ 1,595,262	\$ -	

SFP APPLICATIONS
 Modernization School Facilities Program
 - Workload as of August 31, 2018 -

District	County	Site Name	Application Number	OPSC Date Received	Estimated State Grant (a)	Financial Hardship (b)	Notification Occurred**
San Juan Unified	Sacramento	Bella Vista High	57/67447-00-062	02/27/17	\$ 741,237	\$ -	
Southern Humboldt Joint Unified	Humboldt	South Fork High	57/63040-00-001	03/03/17	\$ 2,114,533	\$ -	
Atascadero Unified	San Luis Obispo	Atascadero Junior High	57/68700-00-006	03/03/17	\$ 5,164,441	\$ -	
Desert Sands Unified	Riverside	La Quinta Middle	57/67058-00-019	03/06/17	\$ 2,566,440	\$ -	
Palm Springs Unified	Riverside	Agua Caliente Elementary	57/67173-00-011	03/07/17	\$ 1,179,108	\$ -	
Sierra Sands Unified	Kern	Burroughs High	57/73742-00-009	03/07/17	\$ 8,093,864	\$ 5,395,909	
San Ramon Valley Unified	Contra Costa	Bollinger Canyon Elementary	57/61804-00-026	03/13/17	\$ 502,912	\$ -	
San Ramon Valley Unified	Contra Costa	Los Cerros Middle	57/61804-00-027	03/13/17	\$ 1,001,109	\$ -	
Sierra Sands Unified	Kern	Murray Middle	57/73742-00-010	03/13/17	\$ 4,810,926	\$ 3,207,284	
Azusa Unified	Los Angeles	Slauson Middle	57/64279-00-020	03/15/17	\$ 4,694,932	\$ -	
San Ramon Valley Unified	Contra Costa	Pine Valley Middle	57/61804-00-028	03/16/17	\$ 858,187	\$ -	
San Ramon Valley Unified	Contra Costa	Tassajara Hills Elementary	57/61804-00-029	03/16/17	\$ 670,550	\$ -	
Dinuba Unified	Tulare	Dinuba High	57/75531-00-013	03/16/17	\$ 840,068	\$ 560,046	
Dinuba Unified	Tulare	Jefferson Elementary	57/75531-00-014	03/16/17	\$ 190,260	\$ 126,840	
Dinuba Unified	Tulare	Lincoln Elementary	57/75531-00-015	03/16/17	\$ 100,240	\$ 66,827	
Torrance Unified	Los Angeles	Calle Mayor Middle School	57/65060-00-037	03/22/17	\$ 1,326,473	\$ -	
Downey Unified	Los Angeles	Stauffer Middle	57/64451-00-029	03/23/17	\$ 7,237,121	\$ -	
Central Elementary	San Bernardino	Dona Merced Elementary	57/67645-00-006	03/28/17	\$ 700,193	\$ -	
Central Elementary	San Bernardino	Bear Gulch Elementary	57/67645-00-007	03/28/17	\$ 826,805	\$ -	
Clovis Unified	Fresno	Red Bank Elementary	57/62117-00-055	04/04/17	\$ 3,090,137	\$ -	
Twin Rivers Unified	Sacramento	Frontier Elementary	57/76505-00-042	04/05/17	\$ 798,413	\$ -	
Twin Rivers Unified	Sacramento	Castori Elementary	57/76505-00-043	04/05/17	\$ 625,660	\$ -	
Twin Rivers Unified	Sacramento	Northwood Elementary	57/76505-00-044	04/05/17	\$ 676,898	\$ -	
Potter Valley Community Unified	Mendocino	Potter Valley High	57/73866-00-001	04/07/17	\$ 1,812,691	\$ -	
Scotts Valley Unified	Santa Cruz	Scotts Valley Middle	57/75432-00-002	04/20/17	\$ 4,228,965	\$ -	
Central Elementary	San Bernardino	Central Elementary	57/67645-00-008	04/24/17	\$ 809,201	\$ -	
Menlo Park City Elementary	San Mateo	Laurel Elementary	57/68965-00-006	04/24/17	\$ 1,812,907	\$ -	
Fullerton Joint Union High	Orange	Sunny Hills High	57/66514-00-016	04/26/17	\$ 2,230,396	\$ -	
San Francisco Unified	San Francisco	Redding Elementary	57/68478-79-004	04/26/17	\$ 1,649,358	\$ -	
San Benito High	San Benito	San Benito High	57/67538-00-002	04/27/17	\$ 1,033,724	\$ -	
San Benito High	San Benito	San Benito High	57/67538-00-003	04/27/17	\$ 3,781,733	\$ -	
San Benito High	San Benito	San Benito High	57/67538-00-004	04/27/17	\$ 797,124	\$ -	
Snowline Joint Unified	San Bernardino	Pinon Hills Elementary	57/73957-00-001	05/01/17	\$ 307,916	\$ 205,278	
Snowline Joint Unified	San Bernardino	Serrano High	57/73957-00-002	05/01/17	\$ 1,802,099	\$ 1,201,400	
Snowline Joint Unified	San Bernardino	Baldy Elementary	57/73957-00-003	05/01/17	\$ 542,518	\$ 361,679	
Snowline Joint Unified	San Bernardino	Chaparral Continuation High	57/73957-00-004	05/01/17	\$ 126,468	\$ 84,312	
Snowline Joint Unified	San Bernardino	Phelan Elementary	57/73957-00-005	05/01/17	\$ 390,288	\$ 260,192	
Snowline Joint Unified	San Bernardino	Quail Valley Middle	57/73957-00-006	05/01/17	\$ 235,451	\$ 156,967	
Snowline Joint Unified	San Bernardino	Wrightwood Elementary	57/73957-00-007	05/01/17	\$ 258,119	\$ 172,080	
Snowline Joint Unified	San Bernardino	Pinon Mesa Middle	57/73957-00-008	05/01/17	\$ 515,478	\$ 343,652	
Escalon Unified	San Joaquin	Escalon High	57/68502-00-003	05/04/17	\$ 195,585	\$ -	
Taft City Elementary	Kern	Lincoln Junior High	57/63800-00-007	05/09/17	\$ 3,922,144	\$ -	
Konocti Unified	Lake	Lower Lake High	57/64022-00-010	05/09/17	\$ 759,579	\$ -	
Konocti Unified	Lake	Lower Lake Elementary	57/64022-00-011	05/09/17	\$ 702,458	\$ -	
Kern High	Kern	Foothill High	57/63529-00-011	05/17/17	\$ 1,668,200	\$ -	

SFP APPLICATIONS
 Modernization School Facilities Program
 - Workload as of August 31, 2018 -

District	County	Site Name	Application Number	OPSC Date Received	Estimated State Grant (a)	Financial Hardship (b)	Notification Occurred**
Pomona Unified	Los Angeles	Fremont Academy	57/64907-00-031	05/23/17	\$ 190,358	\$ -	
San Jacinto Unified	Riverside	De Anza Elementary	57/67249-00-006	05/23/17	\$ 2,730,216	\$ -	
San Jacinto Unified	Riverside	Park Hill	57/67249-00-007	05/23/17	\$ 2,557,969	\$ -	
San Ramon Valley Unified	Contra Costa	Iron Horse Middle	57/61804-00-030	05/26/17	\$ 903,361	\$ -	
Whittier City Elementary	Los Angeles	Dexter Middle	57/65110-00-013	06/02/17	\$ 5,030,095	\$ -	
Los Angeles Unified	Los Angeles	Drew (Charles) Middle	57/64733-00-600	06/06/17	\$ 4,199,849	\$ -	
Los Angeles Unified	Los Angeles	Kittridge Elementary	57/64733-00-601	06/06/17	\$ 1,095,503	\$ -	
Los Angeles Unified	Los Angeles	Hamasaki (Riggin) Elementary	57/64733-00-602	06/06/17	\$ 1,287,581	\$ -	
Los Angeles Unified	Los Angeles	Loyola Village Elementary	57/64733-00-603	06/06/17	\$ 1,649,253	\$ -	
Los Angeles Unified	Los Angeles	Graham Elementary	57/64733-00-610	06/06/17	\$ 3,852,882	\$ -	
Los Angeles Unified	Los Angeles	Tenth Street Elementary	57/64733-00-611	06/06/17	\$ 3,555,182	\$ -	
Los Angeles Unified	Los Angeles	Belmont Senior High	57/64733-11-013	06/06/17	\$ 1,992,944	\$ -	
Los Angeles Unified	Los Angeles	Loreto Street Elementary	57/64733-00-604	06/12/17	\$ 969,228	\$ -	
Los Angeles Unified	Los Angeles	West Vernon Avenue Elementary	57/64733-00-605	06/12/17	\$ 3,129,659	\$ -	
Los Angeles Unified	Los Angeles	Alphonso B Perez Special Education Center	57/64733-00-606	06/12/17	\$ 2,182,080	\$ -	
Los Angeles Unified	Los Angeles	Loren Miller Elementary	57/64733-00-607	06/12/17	\$ 2,062,559	\$ -	
Los Angeles Unified	Los Angeles	Marvin Elementary	57/64733-00-608	06/12/17	\$ 1,761,910	\$ -	
Los Angeles Unified	Los Angeles	Fairfax Senior High	57/64733-00-609	06/12/17	\$ 2,391,709	\$ -	
Cucamonga Elementary	San Bernardino	The Ontario Center	57/67694-00-004	06/15/17	\$ 2,691,763	\$ -	
Ackerman Elementary	Placer	Bowman Elementary	57/66761-00-004	06/16/17	\$ 2,019,694	\$ -	
Ceres Unified	Stanislaus	Ceres High	57/71043-00-014	06/19/17	\$ 1,693,230	\$ -	
Los Angeles Unified	Los Angeles	Burton Street Elementary	57/64733-00-612	06/20/17	\$ 2,776,042	\$ -	
Los Angeles Unified	Los Angeles	State Street Elementary	57/64733-00-613	06/20/17	\$ 2,176,320	\$ -	
Los Angeles Unified	Los Angeles	Sherman Oaks Center for Enriched Studies	57/64733-00-614	06/20/17	\$ 2,125,578	\$ -	
Los Angeles Unified	Los Angeles	Parthenia Street Elementary	57/64733-00-615	06/20/17	\$ 2,387,217	\$ -	
Los Angeles Unified	Los Angeles	James Monroe High	57/64733-00-616	06/20/17	\$ 1,784,276	\$ -	
Los Angeles Unified	Los Angeles	Robert Louis Stevenson Middle	57/64733-05-017	06/20/17	\$ 1,225,590	\$ -	
Los Angeles Unified	Los Angeles	Montague Charter Academy	57/64733-38-023	06/20/17	\$ 1,849,493	\$ -	
Twin Rivers Unified	Sacramento	Foothill High	57/76505-00-045	06/21/17	\$ 215,624	\$ -	
Twin Rivers Unified	Sacramento	Woodlake Elementary	57/76505-00-047	06/21/17	\$ 936,133	\$ -	
Twin Rivers Unified	Sacramento	Orchard Elementary	57/76505-00-048	06/21/17	\$ 677,836	\$ -	
Twin Rivers Unified	Sacramento	D. W. Babcock Elementary	57/76505-02-001	06/21/17	\$ 12,100	\$ -	
Twin Rivers Unified	Sacramento	Hagginwood Elementary	57/76505-02-003	06/21/17	\$ 477,469	\$ -	
Fullerton Joint Union High	Orange	Troy High	57/66514-00-017	06/22/17	\$ 3,425,704	\$ -	
Jurupa Unified	Riverside	Rubidoux High	57/67090-00-012	06/22/17	\$ 4,876,717	\$ -	
San Ramon Valley Unified	Contra Costa	Charlotte Wood Middle	57/61804-00-031	06/29/17	\$ 1,162,640	\$ -	
Los Angeles Unified	Los Angeles	Elizabeth Learning Center	57/64733-00-617	07/06/17	\$ 1,635,587	\$ -	
Los Angeles Unified	Los Angeles	Sylmar Senior High	57/64733-00-618	07/06/17	\$ 3,027,167	\$ -	
Los Angeles Unified	Los Angeles	Griffith Middle	57/64733-00-619	07/06/17	\$ 3,023,576	\$ -	
Chaffey Joint Union High	San Bernardino	Rancho Cucamonga High	57/67652-00-004	07/12/17	\$ 9,398,565	\$ -	
Gustine Unified	Stanislaus	Gustine High	57/73619-00-005	07/13/17	\$ 1,279,608	\$ -	
Brawley Elementary	Imperial	Barbara Worth Junior High	57/63073-00-003	07/14/17	\$ 1,076,419	\$ -	
Chaffey Joint Union High	San Bernardino	Etiwanda High	57/67652-00-005	07/14/17	\$ 19,425,446	\$ -	
La Habra City Elementary	Orange	Walnut Elementary	57/66563-00-009	07/17/17	\$ 2,669,971	\$ -	
Lincoln Unified	San Joaquin	Claudia Landeen Elementary	57/68569-00-016	07/17/17	\$ 1,012,180	\$ -	

SFP APPLICATIONS
 Modernization School Facilities Program
 - Workload as of August 31, 2018 -

District	County	Site Name	Application Number	OPSC Date Received	Estimated State Grant (a)	Financial Hardship (b)	Notification Occurred**
Lincoln Unified	San Joaquin	Lincoln Elementary	57/68569-00-017	07/17/17	\$ 798,973	\$ -	
Los Angeles Unified	Los Angeles	Hoover Street Elementary	57/64733-00-620	07/18/17	\$ 2,493,434	\$ -	
Los Angeles Unified	Los Angeles	Griffin Avenue Elementary	57/64733-00-621	07/18/17	\$ 1,748,486	\$ -	
Los Angeles Unified	Los Angeles	El Sereno Middle	57/64733-34-016	07/18/17	\$ 467,371	\$ -	
Los Angeles Unified	Los Angeles	Reseda High	57/64733-39-008	07/18/17	\$ 1,622,731	\$ -	
Central Union High	Imperial	Southwest High	57/63115-00-003	07/25/17	\$ 2,983,443	\$ -	
Los Angeles Unified	Los Angeles	Kennedy (John F.) High	57/64733-00-622	07/25/17	\$ 1,378,141	\$ -	
Los Angeles Unified	Los Angeles	Hale Charter School Academy	57/64733-00-623	07/25/17	\$ 4,231,576	\$ -	
Los Angeles Unified	Los Angeles	Dana (Richard Henry) Middle	57/64733-20-019	07/25/17	\$ 1,049,442	\$ -	
Larkspur Elementary	Marin	Hall Middle	57/65367-00-006	07/26/17	\$ 855,664	\$ -	
Santa Paula Unified	Ventura	McKeveitt Elementary	57/76828-00-002	07/26/17	\$ 1,300,289	\$ -	
Torrance Unified	Los Angeles	Bert M. Lynn Middle	57/65060-00-038	07/28/17	\$ 741,833	\$ -	
Torrance Unified	Los Angeles	Edison Elementary	57/65060-00-039	07/28/17	\$ 326,165	\$ -	
Torrance Unified	Los Angeles	Evelyn Carr Elementary	57/65060-00-040	07/28/17	\$ 73,359	\$ -	
Torrance Unified	Los Angeles	Casimir Middle	57/65060-00-041	07/28/17	\$ 274,729	\$ -	
Torrance Unified	Los Angeles	Jefferson Middle	57/65060-00-042	07/28/17	\$ 811,892	\$ -	
Temecula Valley Unified	Riverside	Temecula Elementary	57/75192-00-008	07/28/17	\$ 712,375	\$ -	
Twin Rivers Unified	Sacramento	Noralto Elementary	57/76505-00-050	07/28/17	\$ 912,660	\$ -	
Torrance Unified	Los Angeles	Riviera Elementary	57/65060-00-043	07/31/17	\$ 522,319	\$ -	
Los Angeles Unified	Los Angeles	White Point Elementary	57/64733-00-624	08/01/17	\$ 1,863,739	\$ -	
Placer Union High	Placer	Placer High	57/66894-00-012	08/01/17	\$ 464,452	\$ -	
Torrance Unified	Los Angeles	Towers Elementary	57/65060-00-044	08/02/17	\$ 654,453	\$ -	
Sequoia Union High	San Mateo	Redwood High	57/69062-00-037	08/03/17	\$ 560,989	\$ -	
Los Angeles Unified	Los Angeles	Chatsworth Senior High	57/64733-00-625	08/08/17	\$ 1,777,658	\$ -	
Los Angeles Unified	Los Angeles	Leland Street Elementary	57/64733-00-626	08/08/17	\$ 811,630	\$ -	
Los Angeles Unified	Los Angeles	Van Nuys Elementary	57/64733-00-627	08/08/17	\$ 2,651,877	\$ -	
Los Angeles Unified	Los Angeles	Stagg Street Elementary	57/64733-00-628	08/08/17	\$ 1,593,293	\$ -	
Azusa Unified	Los Angeles	Henry Dalton Elementary	57/64279-00-021	08/11/17	\$ 2,870,170	\$ -	
Porterville Unified	Tulare	Porterville High	57/75523-00-015	08/11/17	\$ 6,176,901	\$ -	
Porterville Unified	Tulare	Monache High	57/75523-00-016	08/11/17	\$ 3,199,635	\$ -	
Larkspur Elementary	Marin	Neil Cummins Elementary	57/65367-00-007	08/14/17	\$ 754,398	\$ -	
Rincon Valley Union Elementary	Sonoma	Village Elementary Charter	57/70896-00-011	08/14/17	\$ 1,634,597	\$ -	
Los Angeles Unified	Los Angeles	Coldwater Canyon Elementary	57/64733-00-629	08/16/17	\$ 2,719,964	\$ -	
Los Angeles Unified	Los Angeles	San Fernando Senior High	57/64733-73-005	08/16/17	\$ 4,443,145	\$ -	
Escondido Union	San Diego	Quantum Academy	57/68098-00-013	08/16/17	\$ 985,189	\$ -	
Merced River Union Elementary	Merced	Washington Elementary	57/73726-00-001	08/17/17	\$ 112,778	\$ 75,186	
McSwain Union Elementary	Merced	McSwain Elementary	57/65763-00-003	08/18/17	\$ 161,469	\$ 107,646	
Natomas Unified	Sacramento	Natomas Pacific Pathways Prep Middle	57/75283-00-004	08/18/17	\$ 2,479,644	\$ -	
Caruthers Unified	Fresno	Caruthers High	57/75598-00-003	08/21/17	\$ 2,758,739	\$ -	
Burbank Unified	Los Angeles	Thomas Jefferson Elementary	57/64337-00-018	08/22/17	\$ 138,270	\$ -	
Irvine Unified	Orange	Santiago Hills Elementary	57/73650-00-021	08/23/17	\$ 335,448	\$ -	
Irvine Unified	Orange	College Park Elementary	57/73650-00-022	08/23/17	\$ 470,630	\$ -	
Irvine Unified	Orange	Culverdale Elementary	57/73650-00-023	08/23/17	\$ 597,498	\$ -	
Washington Unified	Fresno	West Fresno Elementary	57/76778-00-004	08/29/17	\$ 688,283	\$ -	
Los Angeles Unified	Los Angeles	Markham (Edwin) Middle	57/64733-00-630	08/30/17	\$ 1,804,655	\$ -	

SFP APPLICATIONS
 Modernization School Facilities Program
 - Workload as of August 31, 2018 -

District	County	Site Name	Application Number	OPSC Date Received	Estimated State Grant (a)	Financial Hardship (b)	Notification Occurred**
Los Angeles Unified	Los Angeles	Bell Senior High	57/64733-00-631	08/30/17	\$ 2,084,470	\$ -	
Sacramento City Unified	Sacramento	Kit Carson Middle	57/67439-00-075	08/30/17	\$ 38,707	\$ -	
Rincon Valley Union Elementary	Sonoma	Matanzas Elementary	57/70896-00-012	08/31/17	\$ 666,550	\$ -	
Central Union Elementary	Kings	Akers Elementary	57/63883-00-001	09/01/17	\$ 434,796	\$ 289,864	
Torrance Unified	Los Angeles	West High	57/65060-00-045	09/01/17	\$ 3,338,116	\$ -	
Palo Verde Union Elementary	Tulare	Palo Verde Elementary	57/72033-00-002	09/01/17	\$ 30,247	\$ 20,164	
North Monterey County Unified	Monterey	North Monterey County High	57/73825-00-010	09/07/17	\$ 3,519,183	\$ -	
Sweetwater Union High	San Diego	Sweetwater High	57/68411-00-043	09/08/17	\$ 3,597,141	\$ -	
Sweetwater Union High	San Diego	Hilltop Middle	57/68411-00-044	09/08/17	\$ 1,611,256	\$ -	
Sweetwater Union High	San Diego	Chula Vista Senior High	57/68411-00-045	09/08/17	\$ 3,194,421	\$ -	
Sweetwater Union High	San Diego	Mar Vista Middle	57/68411-00-046	09/08/17	\$ 1,406,447	\$ -	
Sweetwater Union High	San Diego	Mar Vista Senior High	57/68411-00-047	09/08/17	\$ 2,037,649	\$ -	
Sweetwater Union High	San Diego	Castle Park Senior High	57/68411-00-048	09/08/17	\$ 2,157,524	\$ -	
Twin Rivers Unified	Sacramento	Woodridge Elementary	57/76505-00-052	09/08/17	\$ 573,298	\$ -	
Twin Rivers Unified	Sacramento	Grant Union High	57/76505-00-054	09/08/17	\$ 1,915,763	\$ -	
Los Angeles Unified	Los Angeles	Robert Frost Middle	57/64733-00-632	09/13/17	\$ 5,038,547	\$ -	
Los Angeles Unified	Los Angeles	Hart Street Elementary	57/64733-00-633	09/13/17	\$ 676,654	\$ -	
Los Angeles Unified	Los Angeles	Alta Loma Elementary	57/64733-10-003	09/13/17	\$ 820,154	\$ -	
Escondido Union	San Diego	Mission Middle	57/68098-00-014	09/14/17	\$ 3,201,633	\$ -	
Weaver Union	Merced	Weaver Middle	57/65862-00-002	09/15/17	\$ 2,210,240	\$ -	
Los Angeles Unified	Los Angeles	Capistrano Avenue Elementary	57/64733-00-634	09/20/17	\$ 1,204,765	\$ -	
Newport-Mesa Unified	Orange	Roy O. Andersen Elementary	57/66597-00-042	09/20/17	\$ 255,268	\$ -	
Burbank Unified	Los Angeles	Bret Harte Elementary	57/64337-00-019	09/21/17	\$ 138,270	\$ -	
Victor Elementary	San Bernardino	Village Elementary	57/67918-00-006	09/25/17	\$ 871,723	\$ -	
Victor Elementary	San Bernardino	Mojave Vista Elementary	57/67918-00-007	09/25/17	\$ 904,696	\$ -	
Yreka Union High	Siskiyou	Yreka High	57/70516-00-003	09/25/17	\$ 750,864	\$ 500,576	
Maple Elementary	Kern	Maple Elementary	57/63610-00-003	09/29/17	\$ 1,658,089	\$ 1,105,393	
Norwalk-La Mirada Unified	Los Angeles	John H. Glenn High	57/64840-00-027	10/04/17	\$ 1,520,177	\$ -	
Norwalk-La Mirada Unified	Los Angeles	Corvallis Middle	57/64840-00-028	10/06/17	\$ 1,587,197	\$ -	
Norwalk-La Mirada Unified	Los Angeles	Reginald M. Benton Middle	57/64840-00-029	10/06/17	\$ 784,751	\$ -	
Los Angeles Unified	Los Angeles	Emelita Street Elementary	57/64733-00-635	10/11/17	\$ 1,075,775	\$ -	
Escondido Union	San Diego	Orange Glen Elementary	57/68098-00-015	10/12/17	\$ 2,211,945	\$ -	
Firebaugh-Las Deltas Joint Unified	Fresno	Arthur E. Mills Intermediate	57/73809-00-005	10/12/17	\$ 937,217	\$ -	
Cutler-Orosi Joint Unified	Tulare	Orosi High	57/71860-00-009	10/16/17	\$ 505,872	\$ 337,248	
Burbank Unified	Los Angeles	R. L. Stevenson Elementary	57/64337-00-020	10/17/17	\$ 605,944	\$ -	
Los Angeles Unified	Los Angeles	Palms Middle	57/64733-00-636	10/17/17	\$ 3,047,951	\$ -	
Southern Humboldt Joint Unified	Humboldt	Redway Elementary	57/63040-00-002	10/18/17	\$ 1,701,739	\$ -	
Newhall Elementary	Los Angeles	Peachland Avenue Elementary	57/64832-00-005	10/19/17	\$ 1,460,819	\$ -	
Columbia Elementary	Shasta	Columbia Elementary	57/69948-00-002	10/20/17	\$ 2,262,817	\$ -	
Los Angeles Unified	Los Angeles	Broadous Elementary	57/64733-00-637	10/25/17	\$ 713,401	\$ -	
Anaheim Union High	Orange	Anaheim High	57/66431-00-016	10/25/17	\$ 6,422,590	\$ -	
Anaheim Union High	Orange	Cypress High	57/66431-00-017	10/25/17	\$ 3,942,420	\$ -	
Downey Unified	Los Angeles	Rio Hondo Elementary	57/64451-00-030	10/27/17	\$ 1,879,657	\$ -	
San Marcos Unified	San Diego	Alvin M. Dunn Elementary	57/73791-00-006	10/31/17	\$ 749,808	\$ -	
Los Angeles Unified	Los Angeles	Olive Vista Middle	57/64733-00-638	11/01/17	\$ 6,669,152	\$ -	

SFP APPLICATIONS
 Modernization School Facilities Program
 - Workload as of August 31, 2018 -

District	County	Site Name	Application Number	OPSC Date Received	Estimated State Grant (a)	Financial Hardship (b)	Notification Occurred**
San Benito High	San Benito	San Benito High	57/67538-00-005	11/01/17	\$ 8,893,601	\$ -	
San Benito High	San Benito	San Benito High	57/67538-00-006	11/03/17	\$ 11,291,330	\$ -	
San Marcos Unified	San Diego	Alvin M. Dunn Elementary	57/73791-00-007	11/03/17	\$ 2,716,054	\$ -	
Jurupa Unified	Riverside	Mission Bell Elementary	57/67090-00-013	11/09/17	\$ 1,435,563	\$ -	
Chaffey Joint Union High	San Bernardino	Chaffey High	57/67652-00-006	11/09/17	\$ 21,161,925	\$ -	
Armona Union Elementary	Kings	Armona Elementary	57/63875-00-002	11/13/17	\$ 366,389	\$ 244,260	
Romoland Elementary	Riverside	Romoland Elementary	57/67231-00-002	11/14/17	\$ 2,021,328	\$ -	
Visalia Unified	Tulare	Mineral King Elementary	57/72256-00-022	11/16/17	\$ 4,085,803	\$ -	
Muroc Joint Unified	Kern	Bailey Avenue Elementary	57/63685-00-009	11/22/17	\$ 348,035	\$ 232,023	
Elk Grove Unified	Sacramento	Franklin High	57/67314-00-020	11/28/17	\$ 1,131,367	\$ -	
San Jacinto Unified	Riverside	San Jacinto High	57/67249-00-008	11/29/17	\$ 2,089,406	\$ -	
Corona-Norco Unified	Riverside	Centennial High	57/67033-00-017	11/30/17	\$ 1,344,548	\$ -	
Fullerton Joint Union High	Orange	Fullerton Union High	57/66514-00-018	12/01/17	\$ 981,045	\$ -	
Millville Elementary	Shasta	Millville Elementary	57/70052-00-003	12/04/17	\$ 678,155	\$ 452,103	
Los Angeles Unified	Los Angeles	La Salle Avenue Elementary	57/64733-00-639	12/05/17	\$ 3,367,284	\$ -	
Elk Grove Unified	Sacramento	Laguna Creek High	57/67314-00-021	12/05/17	\$ 3,491,746	\$ -	
Buena Park Elementary	Orange	Buena Park Junior High	57/66456-00-008	12/07/17	\$ 2,068,018	\$ -	
Buena Park Elementary	Orange	Carl E. Gilbert Elementary	57/66456-00-009	12/07/17	\$ 1,114,370	\$ -	
Buena Park Elementary	Orange	James A. Whitaker Elementary	57/66456-00-010	12/07/17	\$ 1,570,372	\$ -	
Buena Park Elementary	Orange	Charles G. Emery Elementary	57/66456-00-011	12/07/17	\$ 997,188	\$ -	
Buena Park Elementary	Orange	Mabel L. Pendleton Elementary	57/66456-00-012	12/07/17	\$ 1,104,993	\$ -	
Centralia Elementary	Orange	Centralia Elementary	57/66472-00-010	12/07/17	\$ 1,644,013	\$ -	
San Bernardino City Unified	San Bernardino	Muscoy Elementary	57/67876-00-106	12/07/17	\$ 509,155	\$ -	
San Ysidro Elementary	San Diego	Smythe Elementary	57/68379-00-002	12/07/17	\$ 3,108,949	\$ -	
San Ysidro Elementary	San Diego	La Mirada Elementary	57/68379-00-003	12/07/17	\$ 2,652,962	\$ -	
Santa Ynez Valley Union High	Santa Barbara	Santa Ynez Valley Union High	57/69328-00-001	12/07/17	\$ 9,557,589	\$ -	
Buena Park Elementary	Orange	Arthur F. Corey Elementary	57/66456-00-013	12/15/17	\$ 1,132,892	\$ -	
Buena Park Elementary	Orange	Gordon H. Beatty Elementary	57/66456-00-014	12/15/17	\$ 1,300,307	\$ -	
Trinity Alps Unified	Trinity	Trinity High	57/76513-00-001	12/15/17	\$ 3,719,508	\$ -	
Downey Unified	Los Angeles	Gauldin Elementary	57/64451-00-031	12/18/17	\$ 1,809,488	\$ -	
San Marino Unified	Los Angeles	Huntington Middle	57/64964-00-008	12/20/17	\$ 2,431,828	\$ -	
Del Mar Union Elementary	San Diego	Carmel Del Mar Elementary	57/68056-00-004	12/22/17	\$ 2,376,647	\$ -	
Lowell Joint	Los Angeles	Olita Elementary	57/64766-00-001	12/26/17	\$ 3,060,024	\$ -	
Irvine Unified	Orange	Stone Creek Elementary	57/73650-00-024	12/26/17	\$ 1,411,210	\$ -	
Hayward Unified	Alameda	Hayward High	57/61192-00-003	12/28/17	\$ 9,871,566	\$ -	
Hayward Unified	Alameda	Tennyson High	57/61192-00-004	12/28/17	\$ 2,954,628	\$ -	
Hayward Unified	Alameda	Mt Eden High	57/61192-00-005	12/28/17	\$ 10,564,457	\$ -	
Clovis Unified	Fresno	Buchanan High	57/62117-00-056	01/02/18	\$ 10,402,026	\$ -	
Cypress Elementary	Orange	Margaret Landell Elementary	57/66480-00-006	01/02/18	\$ 988,220	\$ -	
Elk Grove Unified	Sacramento	Valley High	57/67314-00-022	01/04/18	\$ 1,570,493	\$ -	
Jurupa Unified	Riverside	Rubidoux High	57/67090-00-014	01/08/18	\$ 5,548,044	\$ -	
Buellton Union Elementary	Santa Barbara	Jonata Middle	57/69138-00-002	01/08/18	\$ 1,405,957	\$ -	
Butteville Union Elementary	Siskiyou	Butteville Elementary	57/70201-00-002	01/08/18	\$ 93,592	\$ 62,394	
Paradise Unified	Butte	Paradise Senior High	57/61531-00-003	01/12/18	\$ 4,482,717	\$ -	
William S. Hart Union High	Los Angeles	Placerita Junior High	57/65136-00-010	01/16/18	\$ 1,492,386	\$ -	

SFP APPLICATIONS
 Modernization School Facilities Program
 - Workload as of August 31, 2018 -

District	County	Site Name	Application Number	OPSC Date Received	Estimated State Grant (a)	Financial Hardship (b)	Notification Occurred**
Alhambra Unified	Los Angeles	Repetto Elementary	57/75713-00-028	01/16/18	\$ 2,931,994	\$ -	
Alhambra Unified	Los Angeles	Monterey Highlands Elementary	57/75713-00-029	01/16/18	\$ 1,706,453	\$ -	
San Ramon Valley Unified	Contra Costa	Stone Valley Middle	57/61804-00-032	01/17/18	\$ 4,133,251	\$ -	
Monson-Sultana Joint Union Elementary	Tulare	Monson-Sultana Elementary	57/72009-00-002	01/22/18	\$ 118,375	\$ 78,917	
Elk Grove Unified	Sacramento	Sierra-Enterprise Elementary	57/67314-00-023	01/24/18	\$ 1,549,084	\$ -	
Merced City Elementary	Merced	Luther Burbank Elementary	57/65771-00-015	01/25/18	\$ 1,852,259	\$ -	
Elk Grove Unified	Sacramento	Florin High	57/67314-00-024	01/25/18	\$ 5,258,009	\$ -	
Irvine Unified	Orange	Irvine High	57/73650-00-025	01/25/18	\$ 3,874,257	\$ -	
Irvine Unified	Orange	University High	57/73650-00-026	01/25/18	\$ 654,092	\$ -	
Los Angeles Unified	Los Angeles	George Washington Carver Middle	57/64733-00-640	02/07/18	\$ 4,864,058	\$ -	
Los Angeles Unified	Los Angeles	Harrison Street Elementary	57/64733-00-641	02/12/18	\$ 1,904,407	\$ -	
Los Angeles Unified	Los Angeles	First Street Elementary	57/64733-00-642	02/12/18	\$ 2,634,671	\$ -	
Los Angeles Unified	Los Angeles	Main Street Elementary	57/64733-00-643	02/12/18	\$ 8,234,489	\$ -	
San Diego Unified	San Diego	University City High	57/68338-00-230	02/13/18	\$ 12,621,539	\$ -	
Temecula Valley Unified	Riverside	Temecula Middle	57/75192-00-009	02/13/18	\$ 5,317,887	\$ -	
Atwater Elementary	Merced	Mitchell Intermediate	57/65631-00-007	02/15/18	\$ 5,526,380	\$ -	
Atwater Elementary	Merced	Bellevue Elementary	57/65631-00-008	02/15/18	\$ 467,043	\$ -	
Grossmont Union High	San Diego	Granite Hills High	57/68130-00-027	02/15/18	\$ 619,301	\$ -	
Twin Rivers Unified	Sacramento	Warren A Allison Elementary	57/76505-00-055	02/16/18	\$ 644,619	\$ -	
Twin Rivers Unified	Sacramento	Westside Elementary	57/76505-00-056	02/16/18	\$ 1,170,571	\$ -	
Los Angeles Unified	Los Angeles	Nobel Junior Magnet Center	57/64733-00-644	02/20/18	\$ 2,641,139	\$ -	
Los Angeles Unified	Los Angeles	Wilmington Middle	57/64733-00-645	02/20/18	\$ 1,404,708	\$ -	
Los Angeles Unified	Los Angeles	Haddon Avenue Elementary	57/64733-00-646	02/20/18	\$ 536,406	\$ -	
Los Angeles Unified	Los Angeles	Albion Street Elementary	57/64733-00-647	02/20/18	\$ 2,199,699	\$ -	
Los Angeles Unified	Los Angeles	Edwin Markham Middle	57/64733-00-648	02/20/18	\$ 2,487,925	\$ -	
Los Angeles Unified	Los Angeles	Florence Nightingale Middle	57/64733-08-007	02/20/18	\$ 2,028,913	\$ -	
Los Angeles Unified	Los Angeles	Glenn Hammond Curtiss Middle	57/64733-32-023	02/20/18	\$ 930,225	\$ -	
Los Angeles Unified	Los Angeles	Jordan High School Magnet	57/64733-68-008	02/20/18	\$ 2,284,577	\$ -	
Twin Rivers Unified	Sacramento	Rio Linda High	57/76505-00-057	02/20/18	\$ 1,687,709	\$ -	
Kentfield Elementary	Marin	Adaline E Kent Middle	57/65334-00-003	02/26/18	\$ 1,206,043	\$ -	
Los Angeles Unified	Los Angeles	Robert F Kennedy Elementary	57/64733-00-649	02/27/18	\$ 526,280	\$ -	
Los Angeles Unified	Los Angeles	Sixty-Eighth Street Elementary	57/64733-00-650	02/27/18	\$ 1,012,789	\$ -	
Los Angeles Unified	Los Angeles	Ulysses S Grant Senior High	57/64733-00-651	02/27/18	\$ 2,313,254	\$ -	
Los Angeles Unified	Los Angeles	Bell Senior High	57/64733-00-652	02/27/18	\$ 2,904,452	\$ -	
San Ramon Valley Unified	Contra Costa	California High	57/61804-00-033	03/01/18	\$ 920,156	\$ -	
Irvine Unified	Orange	Eastshore Elementary	57/73650-00-027	03/02/18	\$ 694,305	\$ -	
Irvine Unified	Orange	Springbrook Elementary	57/73650-00-028	03/02/18	\$ 3,097,577	\$ -	
Irvine Unified	Orange	Westpark Elementary	57/73650-00-029	03/02/18	\$ 3,415,758	\$ -	
Los Angeles Unified	Los Angeles	Rowan Avenue Elementary	57/64733-00-653	03/07/18	\$ 3,054,459	\$ -	
Los Angeles Unified	Los Angeles	Kester Avenue Elementary	57/64733-00-654	03/07/18	\$ 837,340	\$ -	
Los Angeles Unified	Los Angeles	Chandler Elementary School	57/64733-00-655	03/07/18	\$ 552,849	\$ -	
Los Angeles Unified	Los Angeles	Locke High School	57/64733-00-656	03/07/18	\$ 2,788,345	\$ -	
Los Angeles Unified	Los Angeles	Eagle Rock High	57/64733-00-657	03/07/18	\$ 5,881,556	\$ -	
Los Angeles Unified	Los Angeles	Woodrow Wilson Senior High	57/64733-00-658	03/07/18	\$ 3,778,899	\$ -	
Los Angeles Unified	Los Angeles	John F Kennedy High	57/64733-00-659	03/07/18	\$ 1,186,141	\$ -	

SFP APPLICATIONS
 Modernization School Facilities Program
 - Workload as of August 31, 2018 -

District	County	Site Name	Application Number	OPSC Date Received	Estimated State Grant (a)	Financial Hardship (b)	Notification Occurred**
Los Angeles Unified	Los Angeles	John Marshall Senior High	57/64733-12-010	03/07/18	\$ 2,007,360	\$ -	
Los Angeles Unified	Los Angeles	Western Avenue Elementary	57/64733-25-011	03/07/18	\$ 3,032,859	\$ -	
Los Angeles Unified	Los Angeles	Gault Street Elementary	57/64733-37-007	03/07/18	\$ 370,632	\$ -	
Los Angeles Unified	Los Angeles	Bonita Street Elementary	57/64733-54-026	03/07/18	\$ 572,611	\$ -	
South San Francisco Unified	San Mateo	Monte Verde Elementary	57/69070-00-016	03/09/18	\$ 983,845	\$ -	
Delano Union Elementary	Kern	Del Vista Elementary	57/63404-00-003	03/13/18	\$ 3,013,353	\$ 2,008,902	
Dinuba Unified	Tulare	Roosevelt Elementary	57/75531-00-011	03/13/18	\$ 1,548,789	\$ 1,032,526	
Los Angeles Unified	Los Angeles	McKinley Avenue Elementary	57/64733-00-660	03/14/18	\$ 348,676	\$ -	
Los Angeles Unified	Los Angeles	Taft (William Howard) High	57/64733-00-661	03/14/18	\$ 721,067	\$ -	
Los Angeles Unified	Los Angeles	Benjamin Franklin Senior High	57/64733-00-662	03/14/18	\$ 797,799	\$ -	
Los Angeles Unified	Los Angeles	Hollywood Senior High	57/64733-00-663	03/14/18	\$ 6,482,058	\$ -	
Los Angeles Unified	Los Angeles	Reseda Elementary	57/64733-00-664	03/14/18	\$ 1,482,368	\$ -	
Los Angeles Unified	Los Angeles	James Monroe High	57/64733-00-665	03/14/18	\$ 2,292,973	\$ -	
Los Angeles Unified	Los Angeles	South Gate Middle	57/64733-16-012	03/14/18	\$ 1,154,193	\$ -	
Los Angeles Unified	Los Angeles	Van Nuys Senior High	57/64733-27-010	03/14/18	\$ 6,339,910	\$ -	
Los Angeles Unified	Los Angeles	Grover Cleveland High	57/64733-41-007	03/14/18	\$ 4,262,185	\$ -	
Los Angeles Unified	Los Angeles	Pacific Boulevard	57/64733-74-002	03/14/18	\$ 747,956	\$ -	
Gerber Union Elementary	Tehama	Gerber Elementary	57/71548-00-002	03/15/18	\$ 116,939	\$ 77,959	
Twin Rivers Unified	Sacramento	Madison Elementary	57/76505-00-058	03/15/18	\$ 1,189,769	\$ -	
Temecula Valley Unified	Riverside	Paloma Elementary	57/75192-00-010	03/20/18	\$ 1,520,714	\$ -	
Temecula Valley Unified	Riverside	Red Hawk Elementary	57/75192-00-011	03/20/18	\$ 2,813,360	\$ -	
Temecula Valley Unified	Riverside	Pauba Valley Elementary	57/75192-00-012	03/20/18	\$ 1,520,714	\$ -	
Long Beach Unified	Los Angeles	Roosevelt Elementary	57/64725-05-001	03/21/18	\$ 6,227,165	\$ -	
Los Angeles Unified	Los Angeles	Belmont Senior High	57/64733-00-666	03/21/18	\$ 2,606,931	\$ -	
Los Angeles Unified	Los Angeles	Balboa Gifted/High Ability Magnet Elementary	57/64733-00-667	03/21/18	\$ 784,830	\$ -	
Los Angeles Unified	Los Angeles	Millikan Middle	57/64733-00-668	03/21/18	\$ 956,714	\$ -	
Los Angeles Unified	Los Angeles	Lull Special Education	57/64733-00-669	03/21/18	\$ 696,153	\$ -	
Los Angeles Unified	Los Angeles	52nd Street Elementary	57/64733-00-670	03/21/18	\$ 2,152,602	\$ -	
Mother Lode Union Elementary	El Dorado	Indian Creek Elementary	57/61929-00-005	03/22/18	\$ 2,336,628	\$ -	
Waugh Elementary	Sonoma	Meadow Elementary	57/70995-00-001	03/22/18	\$ 1,033,178	\$ -	
Benicia Unified	Solano	Joe Henderson Elementary	57/70524-00-010	03/23/18	\$ 724,721	\$ -	
Benicia Unified	Solano	Benicia Middle	57/70524-00-011	03/26/18	\$ 830,584	\$ -	
Benicia Unified	Solano	Matthew Turner Elementary	57/70524-00-012	03/26/18	\$ 787,575	\$ -	
Los Angeles Unified	Los Angeles	El Camino Real High	57/64733-44-006	03/28/18	\$ 1,071,828	\$ -	
Livingston Union	Merced	Campus Park Elementary	57/65748-00-003	03/28/18	\$ 1,398,819	\$ -	
Livingston Union	Merced	Selma Herndon Elementary	57/65748-00-004	03/28/18	\$ 1,233,166	\$ -	
Livingston Union	Merced	Yamato Colony Elementary	57/65748-00-005	03/28/18	\$ 2,686,921	\$ -	
Cutler-Orosi Joint Unified	Tulare	Palm Elementary	57/71860-00-010	03/28/18	\$ 1,020,048	\$ -	
Cutler-Orosi Joint Unified	Tulare	Golden Valley Elementary	57/71860-00-011	03/28/18	\$ 3,172,443	\$ -	
Cutler-Orosi Joint Unified	Tulare	El Monte Middle	57/71860-00-012	03/28/18	\$ 1,744,081	\$ -	
Dublin Unified	Alameda	Dublin High	57/75093-00-010	03/28/18	\$ 9,246,629	\$ -	
Temple City Unified	Los Angeles	Longden Elementary	57/65052-00-012	03/30/18	\$ 4,207,743	\$ -	
Alvord Unified	Riverside	Valley View Elementary	57/66977-00-019	03/30/18	\$ 1,134,030	\$ -	
Santa Ynez Valley Union High	Santa Barbara	Santa Ynez Valley Union High	57/69328-00-002	03/30/18	\$ 9,690,985	\$ -	
Delano Union Elementary	Kern	Albany Park Elementary	57/63404-00-004	04/02/18	\$ 2,143,037	\$ 1,428,691	

SFP APPLICATIONS
 Modernization School Facilities Program
 - Workload as of August 31, 2018 -

District	County	Site Name	Application Number	OPSC Date Received	Estimated State Grant (a)	Financial Hardship (b)	Notification Occurred**
Delano Union Elementary	Kern	Nueva Vista Language Academy	57/63404-00-005	04/02/18	\$ 2,479,934	\$ 1,653,289	
Standard Elementary	Kern	Standard Middle	57/63792-00-002	04/02/18	\$ 6,160,251	\$ -	
Buckeye Union Elementary	El Dorado	Blue Oak Elementary	57/61838-00-008	04/03/18	\$ 2,975,476	\$ -	
Los Angeles Unified	Los Angeles	Venice Senior High	57/64733-00-671	04/04/18	\$ 7,404,266	\$ -	
Los Angeles Unified	Los Angeles	San Fernando Middle	57/64733-28-016	04/04/18	\$ 2,280,771	\$ -	
Benicia Unified	Solano	Mary Farmer Elementary	57/70524-00-013	04/05/18	\$ 728,292	\$ -	
Benicia Unified	Solano	Robert Semple Elementary	57/70524-00-014	04/05/18	\$ 728,292	\$ -	
Los Angeles Unified	Los Angeles	Los Angeles Center for Enriched Studies	57/64733-00-672	04/11/18	\$ 3,988,704	\$ -	
San Bernardino City Unified	San Bernardino	San Andreas High	57/67876-00-107	04/11/18	\$ 646,695	\$ -	
Irvine Unified	Orange	Rancho San Joaquin Middle	57/73650-00-030	04/11/18	\$ 543,617	\$ -	
Mujroc Joint Unified	Kern	Bailey Avenue Elementary	57/63685-00-009	04/12/18	\$ 3,160,473	\$ 2,106,982	
Coalinga-Huron Unified	Fresno	Huron Elementary	57/62125-00-008	04/13/18	\$ 3,663,751	\$ -	
Davis Joint Unified	Yolo	Davis Senior High	57/72678-00-014	04/13/18	\$ 1,399,278	\$ -	
Benicia Unified	Solano	Benicia High	57/70524-00-015	04/16/18	\$ 3,765,446	\$ -	
Fullerton Joint Union High	Orange	Sunny Hills High	57/66514-00-019	04/17/18	\$ 98,846	\$ -	
Fullerton Joint Union High	Orange	Troy High	57/66514-00-020	04/17/18	\$ 1,713,218	\$ -	
Los Angeles Unified	Los Angeles	Chatsworth High	57/64733-00-673	04/18/18	\$ 4,929,033	\$ -	
Los Angeles Unified	Los Angeles	Lorena Street Elementary	57/64733-00-674	04/18/18	\$ 1,037,103	\$ -	
Los Angeles Unified	Los Angeles	Banning (Phineas) Senior High	57/64733-32-024	04/18/18	\$ 1,041,187	\$ -	
Clay Joint Elementary	Fresno	Clay Elementary	57/62109-00-003	04/19/18	\$ 772,104	\$ -	
Elk Grove Unified	Sacramento	Elk Grove Elementary	57/67314-00-025	04/23/18	\$ 1,016,091	\$ -	
Tahoe-Truckee Unified	Placer	Glenshire Elementary	57/66944-00-014	04/24/18	\$ 837,536	\$ -	
Sacramento City Unified	Sacramento	C K McClatchy High	57/67439-00-076	04/24/18	\$ 2,545,153	\$ -	
South San Francisco Unified	San Mateo	South San Francisco High	57/69070-00-017	04/24/18	\$ 746,113	\$ -	
Cupertino Union	Santa Clara	Cupertino Middle	57/69419-00-026	04/24/18	\$ 3,096,480	\$ -	
Cupertino Union	Santa Clara	Manuel De Vargas Elementary	57/69419-00-027	04/24/18	\$ 632,641	\$ -	
Cupertino Union	Santa Clara	Montclair Elementary	57/69419-00-028	04/24/18	\$ 647,975	\$ -	
Golden Plains Unified	Fresno	Tranquillity High	57/75234-00-005	04/24/18	\$ 1,386,105	\$ -	
Los Angeles Unified	Los Angeles	Verdugo Hills Senior High	57/64733-00-675	04/25/18	\$ 2,416,917	\$ -	
Los Angeles Unified	Los Angeles	Gridley Street Elementary	57/64733-00-676	04/25/18	\$ 1,095,306	\$ -	
Los Angeles Unified	Los Angeles	Sylmar Senior High	57/64733-00-677	04/25/18	\$ 866,850	\$ -	
Los Angeles Unified	Los Angeles	Taft (William Howard) Senior High	57/64733-00-678	04/25/18	\$ 1,124,582	\$ -	
Los Angeles Unified	Los Angeles	Reseda Elementary	57/64733-00-679	04/25/18	\$ 685,352	\$ -	
Los Angeles Unified	Los Angeles	Coldwater Canyon Elementary	57/64733-00-680	04/25/18	\$ 3,245,312	\$ -	
Los Angeles Unified	Los Angeles	Thomas Jefferson Senior High	57/64733-13-010	04/25/18	\$ 1,883,555	\$ -	
Los Angeles Unified	Los Angeles	Carson Senior High	57/64733-54-027	04/25/18	\$ 6,125,746	\$ -	
Lakeport Unified	Lake	Clear Lake High	57/64030-00-008	04/26/18	\$ 784,683	\$ -	
Black Butte Union Elementary	Shasta	Black Butte Elementary	57/69880-00-003	05/01/18	\$ 796,401	\$ -	
Los Angeles Unified	Los Angeles	Annalee Avenue Elementary	57/64733-00-681	05/02/18	\$ 668,195	\$ -	
Los Angeles Unified	Los Angeles	Alexander Hamilton Senior High	57/64733-00-682	05/02/18	\$ 1,207,579	\$ -	
Los Angeles Unified	Los Angeles	Walter Reed Middle	57/64733-00-683	05/02/18	\$ 1,630,748	\$ -	
Los Angeles Unified	Los Angeles	Downtown Business High	57/64733-00-684	05/02/18	\$ 5,096,247	\$ -	
Los Angeles Unified	Los Angeles	Joseph Le Conte Middle	57/64733-00-685	05/02/18	\$ 609,079	\$ -	
Las Virgenes Unified	Los Angeles	Lupin Hill Elementary	57/64683-00-010	05/03/18	\$ 907,224	\$ -	
Centinela Valley Union High	Los Angeles	Lawndale High	57/64352-00-007	05/04/18	\$ 1,666,540	\$ -	

SFP APPLICATIONS
 Modernization School Facilities Program
 - Workload as of August 31, 2018 -

District	County	Site Name	Application Number	OPSC Date Received	Estimated State Grant (a)	Financial Hardship (b)	Notification Occurred**
Golden Plains Unified	Fresno	Helm Elementary	57/75234-00-006	05/04/18	\$ 273,216	\$ -	
South San Francisco Unified	San Mateo	Spruce Elementary	57/69070-00-018	05/07/18	\$ 963,293	\$ -	
South San Francisco Unified	San Mateo	Ponderosa Elementary	57/69070-00-019	05/07/18	\$ 667,709	\$ -	
Cupertino Union	Santa Clara	Nelson S Dilworth Elementary	57/69419-00-029	05/07/18	\$ 510,003	\$ -	
Soquel Union Elementary	Santa Cruz	Soquel Elementary	57/69849-00-006	05/07/18	\$ 227,584	\$ -	
Soquel Union Elementary	Santa Cruz	Santa Cruz Gardens Elementary	57/69849-00-007	05/07/18	\$ 45,993	\$ -	
Soquel Union Elementary	Santa Cruz	Main Street Elementary	57/69849-00-008	05/07/18	\$ 484,424	\$ -	
Kelseyville Unified	Lake	Kelseyville High	57/64014-00-002	05/08/18	\$ 3,235,923	\$ -	
Visalia Unified	Tulare	Goshen Elementary	57/72256-00-023	05/08/18	\$ 1,637,692	\$ -	
Visalia Unified	Tulare	Mt Whitney High	57/72256-00-024	05/08/18	\$ 1,606,243	\$ -	
Visalia Unified	Tulare	Redwood High	57/72256-00-025	05/08/18	\$ 673,562	\$ -	
Visalia Unified	Tulare	Royal Oaks Elementary	57/72256-00-026	05/08/18	\$ 859,384	\$ -	
Norwalk-La Mirada Unified	Los Angeles	Julia B Morrison Elementary	57/64840-00-030	05/10/18	\$ 178,787	\$ -	
Oxnard	Ventura	Harrington Elementary	57/72538-00-027	05/10/18	\$ 584,890	\$ -	
Irvine Unified	Orange	Brywood Elementary	57/73650-00-031	05/10/18	\$ 2,870,668	\$ -	
Hollister	San Benito	Rancho San Justo	57/67470-00-003	05/11/18	\$ 1,567,920	\$ -	
Willows Unified	Glenn	Willows High	57/62661-00-005	05/15/18	\$ 2,842,688	\$ -	
Los Angeles Unified	Los Angeles	Logan Street Elementary	57/64733-00-686	05/15/18	\$ 656,134	\$ -	
Los Angeles Unified	Los Angeles	Humphreys Avenue Elementary	57/64733-00-687	05/15/18	\$ 6,897,346	\$ -	
Los Angeles Unified	Los Angeles	Audubon Middle	57/64733-00-688	05/15/18	\$ 3,835,933	\$ -	
Los Angeles Unified	Los Angeles	Francisco Bravo Medical Magnet High	57/64733-00-689	05/15/18	\$ 1,895,608	\$ -	
Los Angeles Unified	Los Angeles	Loyola Village Elementary	57/64733-00-690	05/15/18	\$ 561,038	\$ -	
Los Angeles Unified	Los Angeles	Theodore Roosevelt Senior High	57/64733-05-018	05/15/18	\$ 2,530,954	\$ -	
Barstow Unified	San Bernardino	Skyline North Elementary	57/67611-00-002	05/16/18	\$ 2,775,233	\$ -	
Twin Rivers Unified	Sacramento	Pacific Career and Technology High	57/76505-00-059	05/16/18	\$ 2,455,163	\$ -	
Twin Rivers Unified	Sacramento	Hazel Strauch Elementary	57/76505-00-060	05/16/18	\$ 1,475,739	\$ -	
Twin Rivers Unified	Sacramento	Sierra View Elementary	57/76505-00-061	05/16/18	\$ 662,000	\$ -	
Twin Rivers Unified	Sacramento	Pioneer Elementary	57/76505-00-062	05/16/18	\$ 1,116,763	\$ -	
Twin Rivers Unified	Sacramento	Kohler Elementary	57/76505-00-063	05/16/18	\$ 540,891	\$ -	
Coalinga-Huron Unified	Fresno	Sunset Elementary	57/62125-00-009	05/17/18	\$ 1,901,985	\$ -	
Coalinga-Huron Unified	Fresno	Henry F Bishop Elementary	57/62125-00-010	05/17/18	\$ 654,137	\$ -	
Hollister	San Benito	Gabilan Hills	57/67470-00-004	05/17/18	\$ 896,187	\$ -	
Gravenstein Union Elementary	Sonoma	Gravenstein Elementary	57/70714-00-003	05/17/18	\$ 2,144,261	\$ -	
Wasco Union Elementary	Kern	Palm Avenue Elementary	57/63842-00-004	05/21/18	\$ 949,748	\$ 633,165	
Elk Grove Unified	Sacramento	Union House Elementary	57/67314-00-026	05/21/18	\$ 1,603,056	\$ -	
Tustin Unified	Orange	Robert Heideman Elementary	57/73643-00-022	05/21/18	\$ 2,913,416	\$ -	
Konocti Unified	Lake	Konocti Education Center	57/64022-00-012	05/22/18	\$ 872,113	\$ -	
Los Angeles Unified	Los Angeles	Charles Maclay Middle	57/64733-00-691	05/22/18	\$ 2,688,503	\$ -	
Los Angeles Unified	Los Angeles	Forty-Ninth Street Elementary	57/64733-00-692	05/22/18	\$ 551,314	\$ -	
Los Angeles Unified	Los Angeles	Apperson Street Elementary	57/64733-00-693	05/22/18	\$ 838,001	\$ -	
Los Angeles Unified	Los Angeles	Los Angeles High	57/64733-00-694	05/22/18	\$ 3,975,731	\$ -	
Los Angeles Unified	Los Angeles	Garden Grove Elementary	57/64733-00-695	05/22/18	\$ 711,536	\$ -	
Round Valley Unified	Mendocino	Round Valley High	57/65607-00-001	05/22/18	\$ 1,003,579	\$ -	
Round Valley Unified	Mendocino	Round Valley Elementary	57/65607-00-002	05/22/18	\$ 1,554,144	\$ -	
Jurupa Unified	Riverside	Glen Avon Elementary	57/67090-00-015	05/22/18	\$ 3,271,033	\$ -	

SFP APPLICATIONS
 Modernization School Facilities Program
 - Workload as of August 31, 2018 -

District	County	Site Name	Application Number	OPSC Date Received	Estimated State Grant (a)	Financial Hardship (b)	Notification Occurred**
Grossmont Union High	San Diego	Valhalla High	57/68130-12-001	05/22/18	\$ 424,477	\$ -	
San Dieguito Union High	San Diego	Torrey Pines High	57/68346-00-007	05/22/18	\$ 13,663,077	\$ -	
Morgan Hill Unified	Santa Clara	Paradise Valley Engineering Academy	57/69583-00-012	05/22/18	\$ 2,318,970	\$ -	
Morgan Hill Unified	Santa Clara	Paradise Valley Engineering Academy	57/69583-00-013	05/22/18	\$ 614,091	\$ -	
Oxnard	Ventura	Lemonwood Elementary	57/72538-00-028	05/24/18	\$ 818,846	\$ -	
Elk Grove Unified	Sacramento	John Reith Elementary	57/67314-00-027	05/25/18	\$ 2,635,486	\$ -	
Los Angeles Unified	Los Angeles	Emerson (Ralph Waldo) Junior M	57/64733-00-696	05/29/18	\$ 1,002,746	\$ -	
Los Angeles Unified	Los Angeles	Johnnie Cochran, Jr, Middle	57/64733-00-697	05/29/18	\$ 2,116,017	\$ -	
Los Angeles Unified	Los Angeles	North Hollywood Senior High	57/64733-22-014	05/29/18	\$ 3,567,845	\$ -	
West Covina Unified	Los Angeles	West Covina High	57/65094-00-014	05/30/18	\$ 4,443,279	\$ -	
San Juan Unified	Sacramento	Fair Oaks Elementary	57/67447-00-063	05/30/18	\$ 1,347,587	\$ -	
Hollister	San Benito	R O Hardin Elementary	57/67470-00-005	05/30/18	\$ 4,306,262	\$ -	
Atascadero Unified	San Luis Obispo	Santa Margarita Elementary	57/68700-00-007	05/30/18	\$ 2,043,520	\$ -	
Santa Ana Unified	Orange	Washington Elementary	57/66670-00-053	05/31/18	\$ 4,236,001	\$ -	
Cambrian	Santa Clara	Ida Price Middle	57/69385-00-014	06/04/18	\$ 2,259,551	\$ -	
Cambrian	Santa Clara	Steindorf STEAM K-8 Magnet	57/69385-00-015	06/04/18	\$ 2,739,367	\$ -	
Cambrian	Santa Clara	Bagby Elementary	57/69385-00-016	06/04/18	\$ 410,783	\$ -	
Cambrian	Santa Clara	Farnham Elementary	57/69385-00-017	06/04/18	\$ 874,369	\$ -	
Cambrian	Santa Clara	Fammatre Elementary	57/69385-00-018	06/04/18	\$ 884,080	\$ -	
Dublin Unified	Alameda	Murray Elementary	57/75093-00-011	06/05/18	\$ 2,238,407	\$ -	
Clovis Unified	Fresno	Lincoln Elementary	57/62117-00-057	06/06/18	\$ 616,620	\$ -	
Dublin Unified	Alameda	Wells Middle	57/75093-00-012	06/06/18	\$ 1,048,020	\$ -	
Dublin Unified	Alameda	Wells Middle	57/75093-00-013	06/06/18	\$ 1,870,401	\$ -	
Dublin Unified	Alameda	Dublin Elementary	57/75093-00-014	06/06/18	\$ 2,924,401	\$ -	
Galt Joint Union High	Sacramento	Galt High	57/67355-00-002	06/08/18	\$ 4,162,983	\$ -	
San Bernardino City Unified	San Bernardino	San Bernardino High	57/67876-00-108	06/12/18	\$ 2,511,541	\$ -	
Los Angeles Unified	Los Angeles	Cienega Elementary	57/64733-00-698	06/13/18	\$ 1,370,920	\$ -	
Los Angeles Unified	Los Angeles	Canoga Park Senior High	57/64733-00-699	06/13/18	\$ 4,964,944	\$ -	
Los Angeles Unified	Los Angeles	Harrison Street Elementary	57/64733-00-700	06/13/18	\$ 1,024,516	\$ -	
Riverdale Joint Unified	Fresno	Riverdale Elementary	57/75408-00-006	06/14/18	\$ 690,356	\$ -	
Tracy Joint Unified	San Joaquin	Central Elementary	57/75499-00-012	06/14/18	\$ 2,987,345	\$ -	
Solana Beach Elementary	San Diego	Solana Highlands Elementary	57/68387-00-003	06/15/18	\$ 2,573,516	\$ -	
Barstow Unified	San Bernardino	Barstow Fine Arts Academy (formerly Barstow Inte	57/67611-00-003	06/18/18	\$ 4,053,288	\$ -	
Pleasant View Elementary	Tulare	Pleasant View Elementary	57/72058-00-002	06/18/18	\$ 1,278,676	\$ 852,451	
Twin Rivers Unified	Sacramento	Harmon Johnson Elementary	57/76505-00-064	06/19/18	\$ 4,102,973	\$ -	
Centralia Elementary	Orange	George B Miller Elementary	57/66472-00-011	06/22/18	\$ 332,218	\$ -	
Centralia Elementary	Orange	Raymond Temple Elementary	57/66472-00-012	06/22/18	\$ 687,831	\$ -	
Grossmont Union High	San Diego	El Cajon Valley High	57/68130-00-028	06/22/18	\$ 3,143,831	\$ -	
Sweetwater Union High	San Diego	Bonita Vista Middle	57/68411-00-049	06/25/18	\$ 1,419,295	\$ -	
San Marcos Unified	San Diego	La Costa Meadows Elementary	57/73791-00-008	06/25/18	\$ 4,494,708	\$ -	
Colton Joint Unified	San Bernardino	Michael D'Arcy Elementary	57/67686-00-025	06/26/18	\$ 607,820	\$ -	
Los Angeles Unified	Los Angeles	Monroe High	58/64733-00-003*	06/27/18	\$ 288,075	\$ -	
San Ramon Valley Unified	Contra Costa	California High	57/61804-00-034	06/28/18	\$ 3,194,794	\$ -	
Clovis Unified	Fresno	Alta Sierra Intermediate	57/62117-00-058	06/28/18	\$ 4,357,733	\$ -	
Santa Ana Unified	Orange	Garfield Elementary	57/66670-00-054	06/28/18	\$ 3,245,002	\$ -	

SFP APPLICATIONS
 Modernization School Facilities Program
 - Workload as of August 31, 2018 -

District	County	Site Name	Application Number	OPSC Date Received	Estimated State Grant (a)	Financial Hardship (b)	Notification Occurred**
Grossmont Union High	San Diego	West Hills High	57/68130-00-029	06/28/18	\$ 6,613,614	\$ -	
Rescue Union Elementary	El Dorado	Lake Forest Elementary	57/61978-00-004	06/29/18	\$ 1,988,626	\$ -	
Western Placer Unified	Placer	Glen Edwards Middle	57/66951-00-003	06/29/18	\$ 5,187,814	\$ -	
Wright Elementary	Sonoma	J X Wilson Elementary	57/71035-00-003	07/03/18	\$ 290,190	\$ -	
Hydesville Elementary	Humboldt	Hydesville Elementary	57/62885-00-001	07/06/18	\$ 259,295	\$ -	
Elk Grove Unified	Sacramento	Samuel Jackman Middle	57/67314-00-028	07/09/18	\$ 3,294,373	\$ -	
Elk Grove Unified	Sacramento	Eddy Middle School	57/67314-00-029	07/09/18	\$ 4,124,718	\$ -	
Elk Grove Unified	Sacramento	David Reese Elementary	57/67314-00-030	07/09/18	\$ 1,585,986	\$ -	
Elk Grove Unified	Sacramento	Jackson Elementary	57/67314-00-031	07/09/18	\$ 1,792,428	\$ -	
Elk Grove Unified	Sacramento	Florin Elementary	57/67314-00-032	07/10/18	\$ 2,821,509	\$ -	
Los Angeles Unified	Los Angeles	Dodson Middle School	57/64733-20-020	07/11/18	\$ 2,394,270	\$ -	
Muroc Joint Unified	Kern	Boron Junior-Senior High	57/63685-00-010	07/12/18	\$ 3,108,287	\$ -	
Del Norte County Unified	Del Norte	Joe Hamilton Elementary	57/61820-00-007	07/13/18	\$ 500,295	\$ -	
Golden Plains Unified	Fresno	San Joaquin Elementary	57/75234-00-007	07/13/18	\$ 3,776,997	\$ -	
Elk Grove Unified	Sacramento	Florin High	57/67314-00-033	07/16/18	\$ 6,021,182	\$ -	
Del Norte County Unified	Del Norte	Joe Hamilton Elementary	58/61820-00-001	07/16/18	\$ 190,849	\$ -	
Solana Beach Elementary	San Diego	Skyline Elementary	57/68387-00-004	07/17/18	\$ 591,537	\$ -	
Firebaugh-Las Deltas Unified	Fresno	Firebaugh Middle	57/73809-00-006	07/17/18	\$ 513,079	\$ -	
Norwalk-La Mirada Unified	Los Angeles	Los Alisos Middle	57/64840-00-031	07/18/18	\$ 1,508,943	\$ -	
Fountain Valley Elementary	Orange	Masuda (Kazuo) Middle	57/66498-00-012	07/19/18	\$ 2,829,122	\$ -	
La Honda-Pescadero Unified	San Mateo	La Honda Elementary	57/68940-00-001	07/19/18	\$ 769,626	\$ -	
Sequoia Union High	San Mateo	Sequoia High	57/69062-00-038	07/19/18	\$ 2,850,756	\$ -	
Franklin-McKinley Elementary	Santa Clara	Windmill Springs Elementary	57/69450-00-011	07/19/18	\$ 2,646,603	\$ -	
Franklin-McKinley Elementary	Santa Clara	Windmill Springs Elementary	57/69450-00-012	07/19/18	\$ 577,483	\$ -	
Torrance Unified	Los Angeles	Edward J Richardson Middle	57/65060-00-046	07/20/18	\$ 855,104	\$ -	
Ocean View Elementary	Orange	Westmont Elementary	57/66613-00-023	07/20/18	\$ 148,414	\$ -	
Del Norte County Unified	Del Norte	Margaret Keating Elementary	58/61820-00-002	07/20/18	\$ 134,137	\$ -	
Del Norte County Unified	Del Norte	Crescent Elk Middle	58/61820-00-003	07/20/18	\$ 280,949	\$ -	
Del Norte County Unified	Del Norte	Pine Grove Elementary	58/61820-00-004	07/20/18	\$ 162,235	\$ -	
Del Norte County Unified	Del Norte	Smith River Elementary	58/61820-00-005	07/20/18	\$ 169,635	\$ -	
Del Norte County Unified	Del Norte	Redwood Elementary	58/61820-00-006	07/20/18	\$ 82,351	\$ -	
Del Norte County Unified	Del Norte	Sunset High	58/61820-00-007	07/20/18	\$ 102,737	\$ -	
William S. Hart Union High	Los Angeles	Sierra Vista Junior High	57/65136-00-011	07/24/18	\$ 121,354	\$ -	
Fullerton Joint Union High	Orange	La Habra High	57/66514-00-021	07/24/18	\$ 964,915	\$ -	
Atascadero Unified	San Luis Obispo	Atascadero High	57/68700-00-008	07/24/18	\$ 1,343,650	\$ -	
Fairfield-Suisun Unified	Solano	Fairview Elementary	57/70540-00-018	07/24/18	\$ 2,802,793	\$ -	
Fairfield-Suisun Unified	Solano	Grange Middle	57/70540-00-019	07/24/18	\$ 1,245,177	\$ -	
Dublin Unified	Alameda	Dublin Elementary	57/75093-00-015	07/24/18	\$ 1,034,478	\$ -	
Norwalk-La Mirada Unified	Los Angeles	Arlie F Hutchinson Middle	57/64840-00-032	07/26/18	\$ 790,339	\$ -	
Norwalk-La Mirada Unified	Los Angeles	Gardenhill Elementary	57/64840-00-033	07/26/18	\$ 197,889	\$ -	
Garden Grove Unified	Orange	Merton E Hill Elementary	57/66522-00-087	07/26/18	\$ 228,917	\$ -	
Garden Grove Unified	Orange	C C Violette Elementary	57/66522-00-088	07/26/18	\$ 697,426	\$ -	
Garden Grove Unified	Orange	Heritage Elementary	57/66522-00-089	07/26/18	\$ 794,110	\$ -	
Oxnard Elementary	Ventura	Elm Street Elementary	57/72538-00-029	07/27/18	\$ 404,879	\$ -	
Oxnard Elementary	Ventura	McKinna Elementary	57/72538-00-030	07/27/18	\$ 467,912	\$ -	

SFP APPLICATIONS
 Modernization School Facilities Program
 - Workload as of August 31, 2018 -

District	County	Site Name	Application Number	OPSC Date Received	Estimated State Grant (a)	Financial Hardship (b)	Notification Occurred**
Healdsburg Unified	Sonoma	Healdsburg Junior High	57/75390-00-003	07/30/18	\$ 2,573,598	\$ -	
Healdsburg Unified	Sonoma	Healdsburg High	57/75390-00-004	07/30/18	\$ 5,546,148	\$ -	
Barstow Unified	San Bernardino	Barstow Junior High	57/67611-00-004	07/31/18	\$ 5,061,294	\$ -	
Natomas Unified	Sacramento	Jefferson Elementary	57/75283-00-005	07/31/18	\$ 2,663,525	\$ -	
Sierra Sands Unified	Kern	Burroughs High	58/73742-00-005	07/31/18	\$ 1,374,802	\$ -	
Los Angeles Unified	Los Angeles	Walnut Park Elementary	57/64733-00-701	08/01/18	\$ 454,404	\$ -	
Los Angeles Unified	Los Angeles	Fairfax Senior High	57/64733-00-702	08/01/18	\$ 1,160,178	\$ -	
Anaheim Union High	Orange	John F Kennedy High	57/66431-00-018	08/02/18	\$ 1,533,622	\$ -	
Anaheim Union High	Orange	John F Kennedy High	57/66431-00-019	08/02/18	\$ 1,942,357	\$ -	
Exeter Unified	Tulare	Wilson Middle	57/76836-00-001	08/02/18	\$ 988,148	\$ -	
Konocti Unified	Lake	Lower Lake Elementary	57/64022-00-013	08/06/18	\$ 2,618,613	\$ -	
Pomona Unified	Los Angeles	Alcott Elementary	57/64907-00-032	08/06/18	\$ 583,195	\$ -	
Pomona Unified	Los Angeles	Washington Elementary	57/64907-00-033	08/07/18	\$ 1,677,895	\$ -	
Newcastle Elementary	Placer	Newcastle Elementary	57/66852-00-002	08/07/18	\$ 756,513	\$ 504,342	
Los Nietos Elementary	Los Angeles	Los Nietos Middle	57/64758-00-005	08/08/18	\$ 4,492,891	\$ -	
Whittier City Elementary	Los Angeles	Walter F Dexter Middle	57/65110-00-014	08/08/18	\$ 4,321,829	\$ -	
Saddleback Valley Unified	Orange	Portola Hills Elementary	57/73635-00-040	08/08/18	\$ 4,443,161	\$ -	
Berkeley Unified	Alameda	John Muir Elementary	57/61143-00-018	08/09/18	\$ 2,594,312	\$ -	
Chico Unified	Butte	Neal Dow Elementary	57/61424-00-006	08/10/18	\$ 2,038,050	\$ -	
Chico Unified	Butte	Marigold Elementary	57/61424-00-007	08/10/18	\$ 2,585,715	\$ -	
Chico Unified	Butte	Loma Vista	57/61424-00-008	08/10/18	\$ 246,682	\$ -	
Chico Unified	Butte	Shasta Elementary	57/61424-00-009	08/10/18	\$ 2,133,364	\$ -	
San Antonio Union Elementary	Monterey	San Antonio Elementary	57/66167-00-002	08/13/18	\$ 196,390	\$ -	
Fruitvale Elementary	Kern	Discovery Elementary	57/63479-00-003	08/14/18	\$ 3,053,627	\$ -	
Fruitvale Elementary	Kern	Quailwood Elementary	57/63479-00-004	08/14/18	\$ 98,944	\$ -	
Fruitvale Elementary	Kern	Fruitvale Junior High	57/63479-00-005	08/14/18	\$ 944,020	\$ -	
Roberts Ferry Union Elementary	Stanislaus	Roberts Ferry Union Elementary	57/71233-00-002	08/15/18	\$ 53,085	\$ 35,390	
Los Angeles Unified	Los Angeles	Widney (Joseph Pomeroy) High	58/64733-00-004*	08/15/18	\$ 557,857	\$ -	
Willows Unified	Glenn	Willows Intermediate	57/62661-00-006	08/17/18	\$ 587,603	\$ -	
Willows Unified	Glenn	Murdock Elementary	57/62661-00-007	08/17/18	\$ 2,003,968	\$ -	
Santa Ana Unified	Orange	George Washington Carver Elementary	57/66670-00-055	08/17/18	\$ 2,972,873	\$ -	
Irvine Unified	Orange	Canyon View Elementary	57/73650-00-032	08/17/18	\$ 1,671,074	\$ -	
Hughson Unified	Stanislaus	Emilie J Ross Middle	57/75549-00-004	08/17/18	\$ 422,593	\$ -	
Hughson Unified	Stanislaus	Hughson Elementary	57/75549-00-005	08/17/18	\$ 1,813,478	\$ -	
Central Union Elementary	Kings	Akers Elementary	57/63883-00-001	08/22/18	\$ 3,604,760	\$ 2,403,173	
Central Union Elementary	Kings	R J Neutra Elementary	57/63883-00-002	08/22/18	\$ 334,924	\$ 223,283	
Central Union Elementary	Kings	Central Elementary	57/63883-00-003	08/22/18	\$ 210,870	\$ 140,580	
Central Union Elementary	Kings	Stratford Elementary	57/63883-00-004	08/22/18	\$ 204,582	\$ 136,388	
Vacaville Unified	Solano	Jepson (Willis) Junior High	58/70573-00-001*	08/22/18	\$ 314,561	\$ -	
San Dieguito Union High	San Diego	San Dieguito High Academy	57/68346-00-008	08/23/18	\$ 5,284,508	\$ -	
Ballico-Cressey Elementary	Merced	Ballico Elementary	57/65649-00-001	08/24/18	\$ 1,457,146	\$ 971,431	
Ballico-Cressey Elementary	Merced	Cressey Elementary	57/65649-00-002	08/24/18	\$ 796,291	\$ 530,861	
Huntington Beach City Elementary	Orange	Ralph E Hawes Elementary	57/66530-00-019	08/24/18	\$ 878,806	\$ -	
Paradise Unified	Butte	Paradise Senior High	58/61531-00-001	08/24/18	\$ 178,934	\$ -	
Tahoe-Truckee Unified	Placer	Kings Beach Elementary	57/66944-00-015	08/29/18	\$ 1,334,568	\$ -	

SFP APPLICATIONS
 Modernization School Facilities Program
 - Workload as of August 31, 2018 -

District	County	Site Name	Application Number	OPSC Date Received	Estimated State Grant (a)	Financial Hardship (b)	Notification Occurred**
Irvine Unified	Orange	Meadow Park Elementary	57/73650-00-033	08/29/18	\$ 2,526,142	\$ -	
Lake Elementary	Glenn	Lake Elementary	57/62596-00-002	08/30/18	\$ 199,611	\$ 133,074	
Rescue Union Elementary	El Dorado	Marina Village Middle	57/61978-00-005	08/31/18	\$ 3,517,807	\$ -	
Nevada Joint Union High	Nevada	Bear River High	57/66357-00-011	08/31/18	\$ 1,701,785	\$ -	
Nevada Joint Union High	Nevada	Nevada Union High	57/66357-00-012	08/31/18	\$ 2,688,984	\$ -	
					\$ 1,670,904,620	\$ 41,077,332	
					\$	1,711,981,953	

MODERNIZATION FUNDING SUBTOTALS	\$ 1,667,067,498	\$ 41,077,332
MODERNIZATION FACILITY HARDSHIP - NON SEISMIC	\$ 2,676,630	\$ -
TOTAL MODERNIZATION FUNDING	\$	1,710,821,460
MODERNIZATION FACILITY HARDSHIP - SEISMIC	\$ 1,160,493	\$ -

(a) Represents estimated 60% state share of project including excessive cost grants. Sesimic Mitigation Program projects represents the estimated 50% state share of project. Amounts shown have not been reviewed by OPSC for compliance with all School Facility Program requirements.

(b) Represents estimated financial hardship. Amounts shown have not been reviewed by OPSC for compliance with all School Facility Program requirements.

*Facility Hardship project requesting Seismic Mitigation Program funding.

**School districts have been notified that the Office of Public School Construction will begin processing the district's application in the near future.

CHARTER SCHOOL FACILITIES PROGRAM (CSFP)
 Remaining Unfunded In-House CSFP Applications as of August 31, 2018
 Listed in Alphabetical Order by County

County	District	Charter School	Received Date	Status
Alameda	Hayward Unified	Golden Oak Montessori of Hayward*	06/05/17	Beyond Authority
Alameda	Hayward Unified	Golden Oak Montessori of Hayward*	06/05/17	Beyond Authority
Alameda	Hayward Unified	Silver Oak High*	06/05/17	Beyond Authority
Alameda	Oakland Unified	American Indian Public High*	06/05/17	Beyond Authority
Alameda	Oakland Unified	Aspire Public Schools - Aspire College Academy*	06/01/17	Beyond Authority
Alameda	Oakland Unified	Envision Education - Envision Academy of Arts and Technology*	06/05/17	Beyond Authority
Alameda	Oakland Unified	Oakland School for the Arts*	06/05/17	Beyond Authority
Alameda	Oakland Unified	Oakland Unity High*	05/26/17	Beyond Authority
Alameda	San Lorenzo Unified	KIPP Summit Academy*	06/05/17	Beyond Authority
Butte	Chico Unified	Inspire School of Arts and Sciences*	05/30/17	Beyond Authority
Butte	Chico Unified	Inspire School of Arts and Sciences*	05/30/17	Beyond Authority
Butte	Oroville City Elementary	STREAM Charter *	06/05/17	Beyond Authority
El Dorado	Camino Union	Camino Science and Natural Resources Charter*	06/02/17	Beyond Authority
El Dorado	Camino Union	Camino Science and Natural Resources Charter*	06/02/17	Beyond Authority
Fresno	Clovis Unified	Clovis Online Charter (Sunnyside-Herndon)*	06/05/17	Beyond Authority
Fresno	Clovis Unified	Clovis Online Charter (Sunnyside-Herndon)*	06/05/17	Beyond Authority
Fresno	Clovis Unified	Clovis Online Charter (Fowler-Herndon)*	06/05/17	Beyond Authority
Fresno	Clovis Unified	Clovis Online Charter (Fowler-Herndon)*	06/05/17	Beyond Authority
Fresno	Kings Canyon Unified	Reedley Middle College High *	06/05/17	Beyond Authority
Fresno	Sanger Unified	Hallmark Charter*	06/05/17	Beyond Authority
Fresno	Sanger Unified	Hallmark Charter*	06/05/17	Beyond Authority
Imperial	Imperial County Office of Education	Imperial Pathways Charter - Del Rio Campus*	06/05/17	Beyond Authority
Imperial	Imperial County Office of Education	Imperial Pathways Charter - Valley Campus*	06/05/17	Beyond Authority
Kings	Lemoore Union High	Lemoore Middle College High*	06/05/17	Beyond Authority
Los Angeles	Inglewood Unified	ICEF Inglewood Elementary Charter*	06/05/17	Beyond Authority
Los Angeles	Inglewood Unified	ICEF Inglewood Middle Charter*	06/05/17	Beyond Authority
Los Angeles	Inglewood Unified	Today's Fresh Start - Inglewood*	06/05/17	Beyond Authority
Los Angeles	Los Angeles Unified	Academia Avance*	06/05/17	Beyond Authority
Los Angeles	Los Angeles Unified	Aspire Public Schools - Aspire Centennial College Preparatory*	06/01/17	Beyond Authority
Los Angeles	Los Angeles Unified	Birmingham Community Charter High*	05/31/17	Beyond Authority
Los Angeles	Los Angeles Unified	Bright Star Secondary Charter Academy*	05/30/17	Beyond Authority
Los Angeles	Los Angeles Unified	Citizens of the World 2 (Silver Lake)*	06/05/17	Beyond Authority
Los Angeles	Los Angeles Unified	Citizens of the World 3 (Mar Vista)*	06/05/17	Beyond Authority
Los Angeles	Los Angeles Unified	Citizens of the World Hollywood Charter*	06/05/17	Beyond Authority
Los Angeles	Los Angeles Unified	City Charter*	06/05/17	Beyond Authority
Los Angeles	Los Angeles Unified	Colfax Elementary*	06/05/17	Beyond Authority
Los Angeles	Los Angeles Unified	Extera Public Schools #1*	06/05/17	Beyond Authority
Los Angeles	Los Angeles Unified	Extera Public Schools #2*	06/05/17	Beyond Authority
Los Angeles	Los Angeles Unified	Gabriella Charter*	06/05/17	Beyond Authority
Los Angeles	Los Angeles Unified	Gabriella Charter #2*	06/05/17	Beyond Authority
Los Angeles	Los Angeles Unified	Granada Hills Charter (Devonshire Campus)*	06/05/17	Beyond Authority
Los Angeles	Los Angeles Unified	Granada Hills Charter (New Media Center)*	06/05/17	Beyond Authority
Los Angeles	Los Angeles Unified	Grover Cleveland Charter High*	06/05/17	Beyond Authority
Los Angeles	Los Angeles Unified	ICEF Vista Elementary Charter Academy*	06/05/17	Beyond Authority
Los Angeles	Los Angeles Unified	ICEF Vista Middle Charter Academy*	06/05/17	Beyond Authority
Los Angeles	Los Angeles Unified	LA Promise Fund High*	06/05/17	Beyond Authority
Los Angeles	Los Angeles Unified	Magnolia Science Academy - 2*	06/05/17	Beyond Authority
Los Angeles	Los Angeles Unified	Magnolia Science Academy - 3*	06/05/17	Beyond Authority
Los Angeles	Los Angeles Unified	Magnolia Science Academy - 5*	06/05/17	Beyond Authority
Los Angeles	Los Angeles Unified	Marquez Charter*	06/05/17	Beyond Authority
Los Angeles	Los Angeles Unified	New Heights Charter*	05/31/17	Beyond Authority
Los Angeles	Los Angeles Unified	Palisades Charter High*	05/30/17	Beyond Authority
Los Angeles	Los Angeles Unified	Rise Kohyang Middle*	05/30/17	Beyond Authority
Los Angeles	Los Angeles Unified	Stella Elementary Charter Academy*	05/30/17	Beyond Authority
Los Angeles	Los Angeles Unified	Stella Middle Charter Academy*	05/30/17	Beyond Authority
Los Angeles	Los Angeles Unified	Synergy Charter Academy*	05/30/17	Beyond Authority
Los Angeles	Los Angeles Unified	Synergy Charter Kinetic*	05/30/17	Beyond Authority
Los Angeles	Los Angeles Unified	Synergy Charter Quantum Academy*	05/30/17	Beyond Authority
Los Angeles	Los Angeles Unified	Taft Charter High*	06/05/17	Beyond Authority
Los Angeles	Los Angeles Unified	Today's Fresh Start - Compton*	06/05/17	Beyond Authority
Los Angeles	Los Angeles Unified	USC College Preparatory - Blue Campus*	06/02/17	Beyond Authority
Los Angeles	Los Angeles Unified	USC College Preparatory - Orange Campus*	06/02/17	Beyond Authority
Los Angeles	Los Angeles Unified	Valor Academy Elementary*	05/30/17	Beyond Authority
Los Angeles	Los Angeles Unified	Vaughn Elementary School Arts Center*	04/12/17	Beyond Authority
Los Angeles	Los Angeles Unified	Vaughn High School Arts Center*	04/12/17	Beyond Authority
Los Angeles	Los Angeles Unified	Vaughn Middle School Arts Center*	04/12/17	Beyond Authority
Los Angeles	Los Angeles Unified	Westside Innovative School House Charter Community School*	06/05/17	Beyond Authority
Los Angeles	Los Angeles Unified	Westside Innovative School House Charter High*	06/05/17	Beyond Authority
Los Angeles	Long Beach Unified	Intellectual Virtues Academy High*	06/05/17	Beyond Authority
Madera	Chawanakee Unified	Minarets Charter High*	06/01/17	Beyond Authority
Napa	Napa Valley Unified	River Charter*	06/05/17	Beyond Authority

CHARTER SCHOOL FACILITIES PROGRAM (CSFP)
 Remaining Unfunded In-House CSFP Applications as of August 31, 2018
 Listed in Alphabetical Order by County

Napa	Napa Valley Unified	River Charter*	06/05/17	Beyond Authority
Napa	Napa Valley Unified	Stone Bridge Charter*	06/05/17	Beyond Authority
Nevada	Grass Valley Elementary	Grass Valley Charter*	06/05/17	Beyond Authority
Nevada	Grass Valley Elementary	Grass Valley Charter*	06/05/17	Beyond Authority
Nevada	Grass Valley Elementary	Nevada City School of the Arts*	06/01/17	Beyond Authority
Orange	Orange Unified	El Rancho Charter*	04/20/17	Beyond Authority
Riverside	Perris Elementary	Innovative Horizons Charter School at Nan Sanders*	06/05/17	Beyond Authority
Riverside	Perris Elementary	Innovative Horizons Charter School at Nan Sanders*	06/05/17	Beyond Authority
Riverside	Riverside County Office of Education	Riverside County Education Academy*	06/05/17	Beyond Authority
Sacramento	Elk Grove Unified	Elk Grove Charter School*	06/05/17	Beyond Authority
Sacramento	Natomas Unified	Westlake K-8 Charter*	05/22/17	Beyond Authority
Sacramento	Sacramento City Unified	Aspire Public Schools - Aspire Capitol Heights Academy*	06/01/17	Beyond Authority
Sacramento	Sacramento City Unified	Capitol Collegiate Academy*	06/05/17	Beyond Authority
Sacramento	San Juan Unified	California Montessori Project - San Juan Campus (Orangevale)*	06/05/17	Beyond Authority
Sacramento	San Juan Unified	Golden Valley Orchard Charter*	06/05/17	Beyond Authority
Sacramento	San Juan Unified	Golden Valley River Charter*	06/05/17	Beyond Authority
Sacramento	Twin Rivers Unified	Creative Connections Arts Academy*	06/05/17	Beyond Authority
Sacramento	Twin Rivers Unified	Creative Connections Arts Academy*	06/05/17	Beyond Authority
Sacramento	Twin Rivers Unified	Smythe Academy*	06/05/17	Beyond Authority
Sacramento	Twin Rivers Unified	Smythe Academy*	06/05/17	Beyond Authority
Sacramento	Twin Rivers Unified	Westside Preparatory Academy*	06/05/17	Beyond Authority
Sacramento	Twin Rivers Unified	Westside Preparatory Academy*	06/05/17	Beyond Authority
San Benito	Hollister Elementary	Navigator Schools - Hollister Preparatory*	06/05/17	Beyond Authority
San Benito	Hollister Elementary	Navigator Schools - Hollister Preparatory*	06/05/17	Beyond Authority
San Diego	Chula Vista Elementary	Arroyo Vista Charter*	06/05/17	Beyond Authority
San Diego	Chula Vista Elementary	Chula Vista Learning Community*	06/05/17	Beyond Authority
San Diego	Chula Vista Elementary	Chula Vista Learning Community*	06/05/17	Beyond Authority
San Diego	Chula Vista Elementary	Discovery Charter*	06/05/17	Beyond Authority
San Diego	Chula Vista Elementary	Discovery Charter*	06/05/17	Beyond Authority
San Diego	Chula Vista Elementary	Feaster Charter*	06/05/17	Beyond Authority
San Diego	Chula Vista Elementary	Feaster Charter*	06/05/17	Beyond Authority
San Diego	Chula Vista Elementary	Mueller Charter*	06/05/17	Beyond Authority
San Diego	Chula Vista Elementary	Mueller Charter*	06/05/17	Beyond Authority
San Diego	Grossmont Union High	Liberty Charter High *	06/05/17	Beyond Authority
San Diego	San Diego Unified	Health Sciences High and Middle College*	05/18/17	Beyond Authority
San Diego	San Diego Unified	Innovations Academy*	05/18/17	Beyond Authority
San Diego	San Diego Unified	Museum School*	05/18/17	Beyond Authority
San Diego	South Bay Union	Nestor Charter*	06/05/17	Beyond Authority
San Joaquin	New Jerusalem Elementary	Delta Charter School*	06/05/17	Beyond Authority
San Joaquin	Stockton Unified	Aspire Public School - Aspire APEX Academy*	06/01/17	Beyond Authority
San Joaquin	Tracy Unified	Tracy Learning Center - Discovery Charter*	06/05/17	Beyond Authority
San Mateo	San Carlos Elementary	Charter Learning Center*	06/02/17	Beyond Authority
San Mateo	San Carlos Elementary	Charter Learning Center*	06/02/17	Beyond Authority
Santa Clara	East Side Union High	Alpha Public Schools - Cindy Avitia High *	06/05/17	Beyond Authority
Santa Clara	Gilroy Unified	Navigator Schools - Gilroy Preparatory*	06/05/17	Beyond Authority
Shasta	Enterprise Elementary	Pace Academy*	06/05/17	Beyond Authority
Shasta	Enterprise Elementary	Pace Academy*	06/05/17	Beyond Authority
Solano	Vallejo Unified	MIT Academy Middle School *	05/22/17	Beyond Authority
Solano	Vallejo Unified	MIT Academy Middle School *	05/22/17	Beyond Authority
Sonoma	Old Adobe Union	Loma Vista Immersion Academy*	06/05/17	Beyond Authority
Sonoma	Petaluma City Elementary	Live Oak Charter*	06/05/17	Beyond Authority
Sonoma	Sebastopol Union	Sebastopol Independent Charter*	06/05/17	Beyond Authority
Sonoma	Twin Hills Union	Twin Hills Charter Middle School*	05/26/17	Beyond Authority
Sonoma	Windsor Unified	Cali Calmecac Language Academy*	05/25/17	Beyond Authority
Sonoma	Windsor Unified	Cali Calmecac Language Academy *	05/25/17	Beyond Authority
Ventura	Ventura Unified	Ventura Charter School*	05/26/17	Beyond Authority
Yolo	Washington Unified	Washington Middle College High School*	06/05/17	Beyond Authority

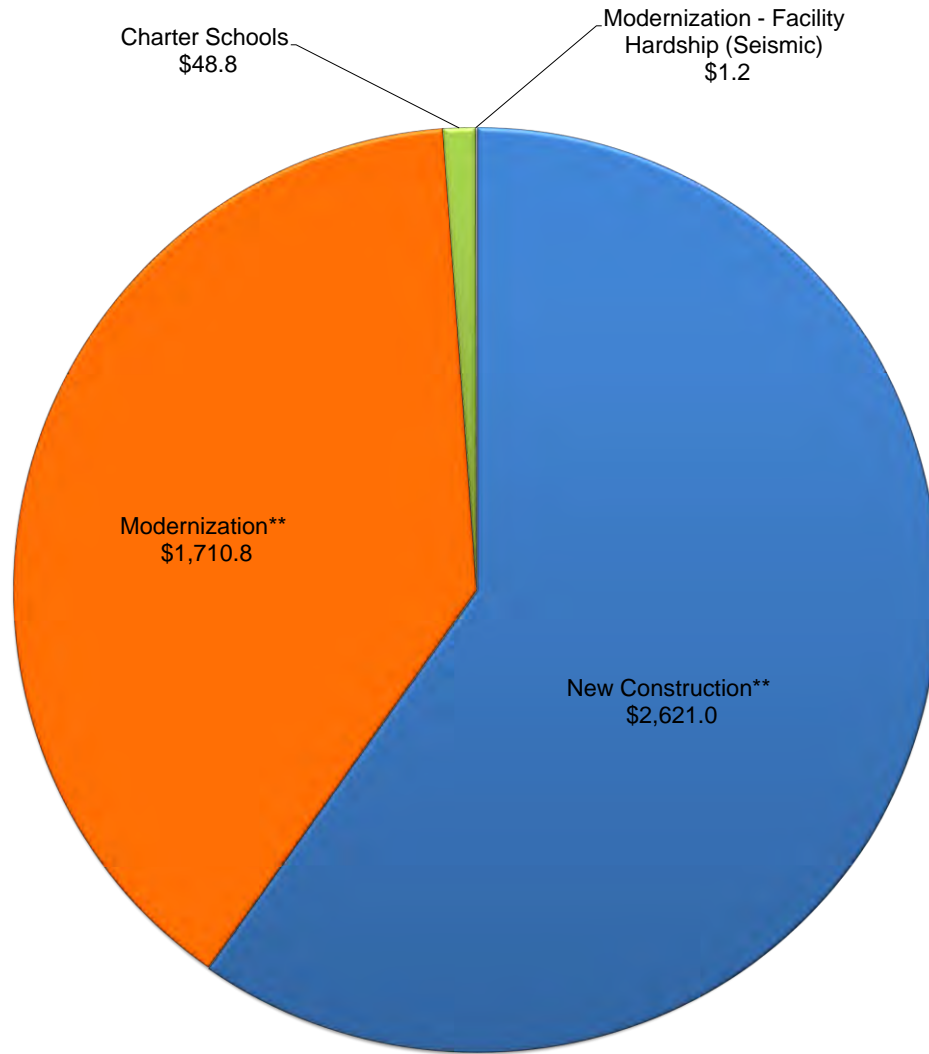
*CSFP applications that did not receive a Preliminary Charter School Apportionment will be retained through the end of 2018 to enable the Board to continue awarding Preliminary Charter School Apportionments during that time, provided additional bond authority returns. Applications on this list will require a complete review by OPSC and the California School Finance Authority to be eligible for funding.

SFP APPLICATIONS
 Overcrowding Relief Grant - School Facilities Program
 - Workload as of August 31, 2018 -

District	County	Site	Application Number	50-04 Date Received	ORG State Share	Status
Covina Valley Unified	Riverside	Sierra Vista Middle	56/64436-01-001*	7/29/2013	\$ 4,311,517	Beyond Authority
Chaffey Joint Union	San Bernardino	Ontario High	56/67652-00-003*	7/25/2013	\$ 8,739,582	Beyond Authority
					\$ 13,051,099	

* Overcrowding Relief Grant applications received by OPSC for the 2013 Filing Round. OPSC has not yet reviewed the total grant requested and the total number of projects exceed available bond authority. Placement on this list does not confirm funding.

School Facility Program Applications within Bond Authority*
- in millions of dollars, as of August 31, 2018 -



*The projects on this report only represents completed applications that are awaiting Office of Public School Construction (OPSC) processing and scheduling to the State Allocation Board. It does not reflect the OPSC's complete workload or guarantee the project is within available bond authority.

** Includes Facility Hardship Non-Seismic applications.

This list includes future workload that is identified as:

- Pending reflects workload that has been processed by OPSC but awaiting further information/documentation from the district.
- Reviewing reflects currently being processed by OPSC.

INFORMATION ITEM

**FACILITY HARDSHIP/REHABILITATION APPROVALS WITHOUT
FUNDING**

As of August 15, 2018

FACILITY HARDSHIP/REHABILITATION APPROVALS WITHOUT FUNDING

As of August 15, 2018 State Allocation Board

FACILITY HARDSHIP

<i>School District</i>	<i>County</i>	<i>Program</i>	<i>Application Number</i>	<i>School Site Name</i>	<i>SAB Approval Date</i>	<i>Funding Application Due Date</i>	<i>Estimated State Grant</i>
Somis Union	Ventura	Facility Hardship	51/72611-00-001	Somis Elementary	10/17/2016	9/20/2018	TBD
Mountain Valley USD	Trinity	Facility Hardship	51/75028-00-002	Hayfork High	8/23/2017	4/23/2019	\$ 7,925,667**
Muroc JUSD	Kern	Facility Hardship	51/63685-00-001	Desert Junior-Senior High	6/23/2018	11/25/2019	\$ 5,955,850*
Estimated Total Need (State Share)							\$ 13,881,517

REHABILITATION

<i>School District</i>	<i>County</i>	<i>Program</i>	<i>Application Number</i>	<i>School Site Name</i>	<i>SAB Approval Date</i>	<i>Funding Application Due Date</i>	<i>Estimated State Grant</i>
West Contra Costa	Contra Costa	Seismic Mitigation	58/61796-00-003	Crespi Junior High	10/17/2016	2/24/2018	\$ 943,871
Muroc JUSD	Kern	Seismic Mitigation	58/63685-00-001	Desert Junior-Senior High	6/23/2018	11/25/2019	\$ 961,580*
Estimated Total Need (State Share)							\$ 1,905,451

Facility Hardship and Rehabilitation Estimated Total Need (State Share)							\$ 15,786,968
--	--	--	--	--	--	--	---------------

*This project has received a design apportionment which is included in the Estimated State Grant amount.

**Full funding application was received on September 4, 2018

Section 1859.81. Financial Hardship.

Except for Joint-Use Projects and Career Technical Education Facilities Projects, a district is eligible for financial hardship to fund all or a portion of its matching share requirement after demonstrating the requirements of (a), (c), and (d) below:

- (a) The district is financially unable to provide all necessary matching funds for an eligible project. To determine this, an analysis shall be made of the district's financial records by the OPSC including data and records maintained by the CDE and the County Office of Education. The analysis shall consist of a review of the district's latest Independent Audit regarding funds available from all capital facility accounts, including, but not limited to, developer fees, funds generated from capital facility certificates of participation, federal grants, redevelopment funds, sale proceeds from surplus property, the appraised value of facilities approved for replacement pursuant to Section 1859.82, bond funds either encumbered, unencumbered or authorized but unsold, and savings from other SFP projects. All funds thus identified that have not been expended or encumbered by a contractual agreement for a specific capital outlay purpose prior to the initial request for financial hardship status shall be deemed available as a matching contribution.

After the initial request for financial hardship status is granted, no further encumbrances will be approved by the OPSC and all prospective revenue made available to the district's capital facility accounts shall be deemed available as matching contribution on the subsequent financial hardship review, with the exception of:

- (1) Approved interim housing expenditures.
- (2) Funding to pay for previously recognized multi-year encumbrances approved at the initial financial hardship approval.
- (3) Funding that is transferred into a Special Reserve Fund and is used for the express purpose of the Federal Renovation Program when the amount expended out of that fund does not exceed the maximum Federal Renovation Grant amount.
- (4) Funding that is transferred into a Special Reserve Fund and is used for the express purpose of the School Facilities Needs Assessment Grant Program or Emergency Repair Program when the amount expended out of that fund does not exceed the maximum grant amount apportioned.
- (5) Funding that is transferred into a Special Reserve Fund and is used for the express purpose of the Career Technical Education Facilities Program when the amount expended out of that fund does not exceed the applicant's share of the maximum grant amount apportioned.
- (6) Funding that is transferred into a Special Reserve Fund and used for the express purpose of the Overcrowding Relief Grant when the amount expended out of that fund does not exceed the amount of the site acquisition and design costs of the project and the district has submitted an approved Form SAB 50-11.
- (7) Funding that is used for the express purpose of reimbursing the State a proportionate share of financial hardship received when there has been a transfer of a special education program and title to the facility. In addition, the funding was used within five years of the title transfer.
- (8) Funding to pay for obtaining a structural report pursuant to Section 1859.82 for an approvable and funded seismic mitigation project.
- (9) All other capital facility funding for a period of three years when no subsequent financial hardship request is made during this period, with the exception of the funding identified in (6). The three-year period begins with the date of the most recent financial hardship new construction or modernization adjusted grant funding apportionment.

When Overcrowding Relief Grant funding is set aside pursuant to (6) and the School District has not submitted, or the OPSC has not accepted, a Form SAB 50-04 for an Overcrowding Relief Grant within three years from the date of deposit into the Special Reserve Fund, or the School District has not met the requirements in Sections 1859.90 or 1859.105, remaining funds plus interest accrued at the Pooled Money Investment Board rate at that time period shall be deemed available as matching contribution on a subsequent financial hardship project or be captured through an audit adjustment pursuant to Section 1859.106.

The financial hardship analysis is subject to approval by the Board.

(b) From the funds deemed available as a matching contribution, the district may retain \$19,776 per classroom in each enrollment reporting period for the cost to provide interim housing for the currently unhoused pupils of the district. The amount shown shall be adjusted annually in the manner prescribed in Section 1859.71. The number of classrooms needed for interim housing for the currently unhoused pupils shall be the sum of the positive numbers determined in (b)(7) as follows:

- (1) Determine the current enrollment of the district by grade level as shown on the latest Form SAB 50-01.
- (2) Determine the New Construction Grants apportioned by grade level for all SFP projects and LPP funded under the provisions of Sections 1859.12 or 1859.13 where the district has submitted Form SAB 50-06 indicating that the project is 100 percent complete.
 - (1) Subtract (b)(2) from (b)(1).
 - (2) Determine the number of classrooms by grade level reported in Part 1, Line 8 on Form SAB 50-02.
 - (3) Multiply the classrooms determined in (b)(4) by 25 for K-6, 27 for 7-12, 13 for Non-Severe and 9 for Severe.
 - (4) Subtract the product determined in (b)(5) from the difference determined in (b)(3) by grade level.
 - (5) Divide the difference by grade level determined in (b)(6) by 25 for K-6, 27 for 7-12, 13 for Non-Severe and 9 for Severe and round up to the nearest whole number.

From the funds deemed available as a matching contribution, the district may also retain \$19,776 per portable toilet unit in each reporting period for the cost to provide necessary interim toilet facilities for the currently unhoused pupils of the district. The amount shown shall be adjusted annually in the manner prescribed in Section 1859.71. The number of toilet facilities needed for interim housing shall be the sum of the positive numbers determined in (b)(7) divided by eight rounded up to the nearest whole number.

From the funds deemed available as a matching contribution, the district may also retain \$19,776 per classroom in each reporting period for the cost to provide necessary interim housing for the currently unhoused pupils displaced as a result of a SAB approved seismic mitigation project pursuant to Section 1859.82. The amount shown shall be adjusted annually in the manner prescribed in Section 1859.71. The number of classrooms needed for interim housing shall be the quotient of the displaced pupils by 25 for K-6, 27 for 7-12, 13 for Non-Severe and 9 for Severe and round up to the nearest whole number.

If the district's available funds, as determined by the OPSC analysis less costs for interim housing, is less than its matching share, the district will be deemed to have met the requirements of this Subsection.

- (c) The district has made all reasonable efforts to fund its matching share of the project by demonstrating it is levying the developer fee justified under law or an alternative revenue source equal to or greater than the developer fee otherwise justified under law at the time of request for hardship and the district meets at least one of the following:
- (1) The current outstanding bonded indebtedness of the district issued for the purpose of constructing school facilities in accordance with Education Code Section 17072.35 or 17074.25 as appropriate, at the time of request for financial hardship status, is at least 60 percent of the district's total bonding capacity. Outstanding bonded indebtedness includes that part of general obligation bonds, Mello-Roos Bonds, School Facility Improvement District Bonds and certificates of participation which the district is paying a debt service that was issued for capital outlay school facility purposes.
 - (2) The district had a successful registered voter bond election for at least the maximum amount allowed under Proposition 39 within the previous two years from the date of request for financial hardship status. The proceeds from the bond election that represent the maximum amount allowed under the provisions of Proposition 39 must be used to fund the district's matching share requirement for SFP project(s).
 - (3) It is a County Superintendent of Schools.
 - (4) The district's total bonding capacity at the time of the request for financial hardship status is \$5 million or less.
 - (5) Other evidence of reasonable effort as approved by the SAB.

If the district's request for financial hardship status is denied by the Board, the district may be deemed eligible for rental payments of \$2,000 per year per classroom under the Emergency School Classroom Law of 1979 for a two year period when

relocatable classroom buildings are available and the district provides financial documentation that it is unable to afford the full rental amount and any other information satisfactory to the Board that the rental reduction is necessary. The number of classrooms eligible for the \$2,000 rental payments shall be the sum of the numbers determined in (c)(5)(B) as follows:

- (A) Determine the number of pupils by grade level that the district requested a New Construction Grant on the Form SAB 50-04 that were denied financial hardship status.
- (B) Divide the number by grade level determined in (c)(5)(A) by 25 for K-6, 27 for 7-12, 13 for Non-Severe and 9 for Severe and round up to the nearest whole number.
- (d) The district has not signed a contract for acquisition or construction of classrooms that replace existing facility(ies), which were included in the determination of the district's new construction eligibility pursuant to Education Code Section 17071.75, in a locally funded project during the five-year period immediately preceding the district's application for financial hardship assistance. This restriction may be lifted if the Board finds that unforeseen and extenuating circumstances existed that required the district to use local funds to replace the facility(ies).
- (e) If the district meets the financial hardship requirements in this Section, the amount of financial hardship is equal to the district's matching share less funds deemed available in (a).
- (1) Once a district has been notified by OPSC that it meets the requirements of financial hardship in this Section, the district may file Form SAB 50-04 under the provisions of financial hardship anytime within a period of 180 calendar days from the date of the OPSC notification.
- (2) If the district does not submit Form SAB 50-04 under the provisions of financial hardship within 180 calendar days of the OPSC notification of approval of financial hardship status, the district must re-qualify for financial hardship status under the provisions of this Section by submittal of a new request for financial hardship status.
- (3) If the project(s) has been included on an unfunded list for more than 180 calendar days, a review of the district's funds pursuant to (a) will be made to determine if additional district funds are available to fund the district's matching share of the project(s).

Financial hardship approval status by the OPSC for a separate design and/or site apportionment does not apply to any subsequent funding for the project(s).

- (f) If the district submits Form SAB 50-04 within 180 calendar days of the OPSC notification of approval of financial hardship and the project(s) has been included on the "Unfunded List (Lack of AB 55 Loans)" for more than 180 calendar days as a result of the State of California's inability to provide interim financing from the Pooled Money Investment Account (AB 55 loans), the Board may suspend the unfunded review requirement as defined in Regulation Section 1859.81(e). Projects added to any other unfunded list shall be subject to the review detailed in Regulation Section 1859.81(e). Regulation Section 1859.81(f) shall become inoperative July 1, 2011.
- (g) A project added to an unfunded list on or after July 1, 2011 will be subject to the review detailed in section (e)(3). For projects added to an unfunded list between February 25, 2009 and June 30, 2011, only the district's financial records on or after July 1, 2011 will be considered in calculating any adjustment to the district's matching share.
- (h) On or after September 22, 2017, a district may submit a request for funding in advance of obtaining a determination of Financial Hardship.
 - (1) To be considered for Financial Hardship, the district must check the box on the Form SAB 50-04 requesting Financial Hardship pursuant to this subsection when submitting a request for funding.
 - (2) Prior to processing an application OPSC will notify the district in writing to submit the necessary documentation for a Financial Hardship analysis pursuant to (a), (b), (c) and (d). OPSC will not accept any documents for a Financial Hardship analysis in advance of the notification. Failure to submit the requested documentation within 60 calendar days of OPSC's notification will result in either a. or b.:
 - a. District may amend their Form SAB 50-04 to exclude the request for Financial Hardship determination.
 - b. OPSC will return the request for funding and related materials to the district.
 - (3) Upon notification of Financial Hardship approval, any Form SAB 50-04 processed within 180 calendar days of the approval date will be included in the approval.
 - (4) For any Form SAB 50-04 processed more than 180 calendar days after the date of the Financial Hardship approval the district shall re-qualify for Financial Hardship status.

Note: Authority cited: Sections 17070.35, 17075.15, 17078.72 and 17592.73, Education Code.

Reference: Sections 17071.75, 17075.10, 17075.15, and 17079.20, Education Code.