

State Allocation Board Agenda



Lisa Silverman, Executive Officer
Office of Public School Construction
707 Third Street
West Sacramento, CA 95605

Public Meeting
Wednesday, April 25, 2018
State Capitol, Room 2040*
Sacramento, CA 95814
4:00 p.m.*

General Information
(916) 376-1771

For further information please contact your Project Manager.

*Meeting room and time subject to change.

A copy of the 10-Day Notice can be found on the [OPSC website](#).

April 25, 2018

Agenda

<u>TAB</u>	<u>SUBJECT</u>	<u>PRESENTER</u>	<u>PAGE</u>
	Call Meeting to Order	Chair	
	Roll Call	Secretary	
	Table of Contents		i - ii
1	Alphabetical Listing		iii – iv
2	Minutes of March 21, 2018		1 - 4
3	Executive Officer Statement		5 - 6
4	<u>CONSENT AGENDA</u>		
	<u>SCHOOL FACILITY PROGRAM</u>		
	Resolution		7
	Eligibility Approvals		8 - 15
	Unfunded Approvals		16 - 43
	Amended Unfunded Approval		44
	Closeouts		45 - 59
	Rescission/Reductions to Costs Incurred		60 - 63
	<u>OTHER PROGRAMS</u>		
	Exemption for Independent Study Facilities		64 - 66
	Emergency Repair Program		67 - 69

NEXT MONTHLY STATE ALLOCATION BOARD MEETING – MAY 23, 2018

April 25, 2018

Agenda

<u>TAB</u>	<u>SUBJECT</u>	<u>PAGE</u>
5	<u>FINANCIAL REPORTS</u>	
	STATUS OF FUND RELEASES	70 - 71
	STATUS OF FUNDS	72 - 89
6	<u>APPEALS</u>	
	BURNT RANCH ELEMENTARY/TRINITY 51/71662-00-001 To present the District's request for approval for an expedited Apportionment for replacement funding outside of the priority funding process.	90 -114
	SAN MARCOS UNIFIED/SAN DIEGO 50/73791-00-012 To present the District's request to retain unspent site acquisition funds.	115 -123
7	<u>REPORTS, DISCUSSION AND INFORMATION ITEMS</u>	
	State Allocation Board Three-Month Projected Workload	124 -126
	Dates for 2018 State Allocation Board Meetings	127
	School Facility Program Unfunded List	128 -131
	School Facility Program Workload List	132 -163
	Facility Hardship/Rehabilitation Approvals Without Funding	164 -165
	Financial Hardship Regulation Section 1859.81	166 -169

April 25, 2018

Alphabetical Listing

School District	County	Category	Page No.
BURTON	TULARE	SFP - New Construction	Consent 10
BURTON	TULARE	SFP - New Construction	Consent16*
CENTRAL UNIFIED	FRESNO	SFP - Modernization	Consent16*
CERES UNIFIED	STANISLAUS	SFP - New Construction	Consent 45
CLOVIS UNIFIED	FRESNO	SFP - Modernization	Consent 10
COLTON JOINT UNIFIED	SAN BERNARDINO	SFP - Modernization	Consent 8
COLTON JOINT UNIFIED	SAN BERNARDINO	SFP - Modernization	Consent16*
COLTON JOINT UNIFIED	SAN BERNARDINO	SFP - Modernization	Consent16*
COLTON JOINT UNIFIED	SAN BERNARDINO	SFP - Modernization	Consent16*
COLTON-REDLANDS-YUCAIPA ROP	SAN BERNARDINO	SFP - Career Tech	Consent 59
DINUBA UNIFIED	TULARE	SFP - Modernization	Consent 57
EARLIMART ELEMENTARY	TULARE	SFP - New Construction	Consent 46
EARLIMART ELEMENTARY	TULARE	SFP - New Construction	Consent 47
EARLIMART ELEMENTARY	TULARE	SFP - New Construction	Consent 48
EARLIMART ELEMENTARY	TULARE	SFP - New Construction	Consent 49
EAST SIDE UNION HIGH	SANTA CLARA	SFP - Modernization	Consent16*
EL DORADO CO. OFFICE OF ED.	EL DORADO	SFP - New Construction	Consent 50
ESCALON UNIFIED	SAN JOAQUIN	SFP - Modernization	Consent 10
ESCALON UNIFIED	SAN JOAQUIN	SFP - Modernization	Consent16*
FALLBROOK UNION ELEMENTARY	SAN DIEGO	SFP - New Construction	Consent 44
FORESTHILL UNION ELEMENTARY	PLACER	SFP - Modernization	Consent16*
FRESNO UNIFIED	FRESNO	SFP - New Construction	Consent 10
FRESNO UNIFIED	FRESNO	SFP - New Construction	Consent16*
FRESNO UNIFIED	FRESNO	SFP - New Construction	Consent16*
GRASS VALLEY ELEMENTARY	NEVADA	SFP - New Construction	Consent 10
GROSSMONT UNION HIGH	SAN DIEGO	SFP - New Construction	Consent16*
HACIENDA LA PUENTE UNIFIED	LOS ANGELES	ERP	Consent 67
HACIENDA LA PUENTE UNIFIED	LOS ANGELES	ERP	Consent 67
HACIENDA LA PUENTE UNIFIED	LOS ANGELES	ERP	Consent 67
HACIENDA LA PUENTE UNIFIED	LOS ANGELES	ERP	Consent 67
HESPERIA UNIFIED	SAN BERNARDINO	SFP - Charter Schools	Consent 60
HESPERIA UNIFIED	SAN BERNARDINO	SFP - Charter Schools	Consent 60
IMPERIAL CO. OFFICE OF ED.	IMPERIAL	SFP - New Construction	Consent 10
IRVINE UNIFIED	ORANGE	SFP - New Construction	Consent16*
LAKE ELEMENTARY	GLENN	SFP - New Construction	Consent 10
LAKE ELEMENTARY	GLENN	SFP - New Construction	Withdrawn
LOMPOC UNIFIED	SANTA BARBARA	SFP - Modernization	Consent 10
LONG BEACH UNIFIED	LOS ANGELES	SFP - New Construction	Consent 10
LONG BEACH UNIFIED	LOS ANGELES	SFP - New Construction	Consent 10
LONG BEACH UNIFIED	LOS ANGELES	SFP - New Construction	Consent 10
LONG BEACH UNIFIED	LOS ANGELES	SFP - New Construction	Consent 10

April 25, 2018

Alphabetical Listing

School District	County	Category	Page No.
LONG BEACH UNIFIED	LOS ANGELES	SFP - Modernization	Consent16*
LONG BEACH UNIFIED	LOS ANGELES	SFP - Modernization	Consent16*
LOS ANGELES UNIFIED	LOS ANGELES	SFP - COS	Consent 56
LOS BANOS UNIFIED	MERCED	Continued Use	Consent 64
LOS MOLINOS UNIFIED	TEHAMA	SFP - Modernization	Consent 10
LOS MOLINOS UNIFIED	TEHAMA	SFP - Modernization	Consent16*
LOS MOLINOS UNIFIED	TEHAMA	SFP - Modernization	Consent16*
LOS MOLINOS UNIFIED	TEHAMA	SFP - Modernization	Consent16*
MILL VALLEY ELEMENTARY	MARIN	SFP - Modernization	Consent 10
MILL VALLEY ELEMENTARY	MARIN	SFP - Modernization	Consent16*
MILL VALLEY ELEMENTARY	MARIN	SFP - Modernization	Consent16*
MOTHER LODE UNION ELEMENTARY	EL DORADO	SFP - Modernization	Consent16*
MOTHER LODE UNION ELEMENTARY	EL DORADO	SFP - Modernization	Consent16*
ORANGE COUNTY OFFICE OF EDUCATION	ORANGE	SFP - New Construction	Consent 51
PLACER COUNTY OFFICE OF EDUCATION	PLACER	SFP - New Construction	Consent 52
PLEASANTON UNIFIED	ALAMEDA	SFP - Career Tech	Consent 62
POMONA UNIFIED	LOS ANGELES	SFP - Modernization	Consent16*
POMONA UNIFIED	LOS ANGELES	SFP - Modernization	Consent16*
RAISIN CITY ELEMENTARY	FRESNO	SFP - Modernization	Consent16*
REEF-SUNSET UNIFIED	KINGS	ERP	Consent 67
REEF-SUNSET UNIFIED	KINGS	ERP	Consent 67
SAN BERNARDINO CO. OFFICE OF ED.	SAN BERNARDINO	SFP - New Construction	Consent 10
SAN DIEGO UNIFIED	SAN DIEGO	ERP	Consent 67
SANTA MARIA-BONITA	SANTA BARBARA	SFP - New Construction	Consent 53
SANTA ROSA ELEMENTARY	SONOMA	ERP	Consent 67
SANTA ROSA HIGH	SONOMA	ERP	Consent 67
STANISLAUS CO. OFFICE OF ED.	STANISLAUS	SFP - New Construction	Consent 54
VICTOR VALLEY UNION HIGH	SAN BERNARDINO	SFP - Modernization	Consent 58
WEST CONTRA COSTA UNIFIED	CONTRA COSTA	SFP - Modernization	Consent16*
WEST CONTRA COSTA UNIFIED	CONTRA COSTA	SFP - Modernization	Consent16*
WESTSIDE UNION ELEMENTARY	LOS ANGELES	SFP - New Construction	Consent 55
WINDSOR UNIFIED	SONOMA	SFP - New Construction	Consent 10

OPSC PROGRAM CODES

SCHOOL FACILITY PROGRAM (SFP)

- 50 – NEW CONSTRUCTION
- 51 – NEW CONSTRUCTION FACILITY HARDSHIP
- 52 – SFP JOINT-USE
- 53 – CRITICALLY OVERCROWDED SCHOOLS
- 54 – CHARTER SCHOOLS
- 55 – CAREER TECH NEW CONSTRUCTION
- 56 – OVERCROWDING RELIEF GRANT PROGRAM
- 57 – MODERNIZATION
- 58 – MODERNIZATION FACILITY HARDSHIP
- 59 – CAREER TECH MODERNIZATION

OTHER PROGRAMS

- 25 – RELOCATABLE CLASSROOM PROGRAM
- 34 – AIR CONDITIONING PROGRAM
- 40 – DEFERRED MAINTENANCE PROGRAM
- 61 – EMERGENCY REPAIR PROGRAM
- 92 – UNUSED SITES PROGRAM

MINUTES
State Allocation Board
March 21, 2018

Upon notice duly given, the meeting of the State Allocation Board (SAB) was held at the State Capitol, Room 112, in Sacramento, California on March 21, 2018 at 4:00 p.m.

Members of the SAB present were as follows:

- Jacqueline Wong-Hernandez, Chief Deputy Director, Policy, Department of Finance, designated representative for Michael Cohen, Director, Department of Finance
- Jeffrey McGuire, Chief Deputy Director, Department of General Services, designated representative for Daniel Kim, Director, Department of General Services
- Juan Mireles, Director, School Facilities and Transportation Services Division, California Department of Education (CDE), designated representative for Tom Torlakson, Superintendent of Public Instruction
- Cesar Diaz, appointee of Edmund G. Brown, Jr., Governor of the State of California
- Senator Benjamin Allen
- Senator Janet Nguyen
- Senator Richard Pan
- Assembly Member Adrin Nazarian

Members of the SAB absent were as follows:

- Assembly Member Rocky Chavez
- Assembly Member Patrick O'Donnell

Representative of the SAB was as follows:

Lisa Silverman, Executive Officer

Representatives of the Department of General Services, Office of Public School Construction (OPSC), were as follows:

Lisa Silverman, Executive Officer
 Barbara Kampmeiner, Deputy Executive Officer

Representative of the Department of General Services, Office of Legal Services, was as follows:

Thomas Patton, Assistant Chief Counsel

With a quorum present, Ms. Wong-Hernandez, Chair, called the meeting to order at 4:01 p.m.

PRIOR MINUTES

A motion was made to approve the February 28, 2018 SAB Minutes. The Chair called for a roll-call vote and the motion carried per the following votes:

MEMBER	AYE	NAY	ABSTAIN	ABSENT
Senator Allen	X			
Senator Nguyen	X			
Senator Pan	X			
Assembly Member Nazarian	X			
Assembly Member Chavez				X
Assembly Member O'Donnell				X
Juan Mireles	X			
Cesar Diaz (Governor's Appointee)	X			
Jeffrey McGuire	X			
Jacqueline Wong-Hernandez	X			
Total	8			2

Motion:

Carried X
 Failed

EXECUTIVE OFFICER'S STATEMENT

The Executive Officer informed the SAB of the following:

Charter School Facilities Program Workshops

This spring OPSC, the California School Finance Authority and CDE will hold a joint agency workshop in Sacramento. The workshop will be for applicants that received a Preliminary Charter School Apportionment and will walk through the process of converting the Preliminary Charter School Apportionment to an adjusted grant. The specific date and time of the workshop will be provided as soon as it is available.

Priority Funding Apportionments

The Consent portion of the Agenda included \$191 million in priority funding apportionments for 90 projects representing 63 school districts for the SAB's approval. School districts are reminded to submit the *Fund Release Authorization*, (Form SAB 50-05), by Tuesday, June 19, 2018 and that the non-participation in priority funding regulations are in effect.

Career Technical Education Facilities Program (CTEFP)

OPSC received 176 applications representing 85 school districts for the CTEFP. OPSC is currently processing the applications and anticipates presenting them for SAB approval as early as the May SAB meeting but no later than the June meeting. The audience was reminded that applications for the fifth CTEFP funding cycle are due to CDE on October 31, 2018 and due to OPSC on February 15, 2019.

A Board member inquired as to whether there was good participation in Career Tech. The Executive Officer responded that CDE received over 300 applications in the first round, and that OPSC is partnering with CDE and will be rolling out additional CTEFP workshops in the future.

Next SAB Meeting

The SAB and stakeholders were informed that the next SAB meeting is scheduled for Wednesday, April 25, 2018 at 4:00 p.m.

CONSENT ITEMS

A motion was made to approve the Consent calendar as presented. The Chair called for a roll-call vote and the motion carried per the following votes:

MEMBER	AYE	NAY	ABSTAIN	ABSENT
Senator Allen	X			
Senator Nguyen	X			
Senator Pan	X			
Assembly Member Nazarian	X			
Assembly Member Chavez				X
Assembly Member O'Donnell				X
Juan Mireles	X			
Cesar Diaz (Governor's Appointee)	X			
Jeffrey McGuire	X			
Jacqueline Wong-Hernandez	X			
Total	8			2

Motion:

Carried X
 Failed

ADJOURNMENT

There being no further business to come before the SAB, the Chair adjourned the meeting at 4:09 p.m.

A handwritten signature in black ink, appearing to read "Lisa Silverman". The signature is written in a cursive, flowing style.

LISA SILVERMAN, Executive Officer

ATTACHMENT A
Approved Consent Items on 3/21/2018

Program	Application Number	District	County
SFP - Charter Schools	54/69179-00-001	COLLEGE ELEMENTARY	SANTA BARBARA
SFP - Modernization	57/68866-00-013	BELMONT-REDWOOD SHORES ELEMENTARY	SAN MATEO
SFP - Modernization	57/62117-00-037	CLOVIS UNIFIED	FRESNO
SFP - Modernization	57/62117-00-036	CLOVIS UNIFIED	FRESNO
SFP - Modernization	57/62117-00-000	CLOVIS UNIFIED	FRESNO
SFP - Modernization	58/68098-00-001	ESCONDIDO UNION ELEMENTARY	SAN DIEGO
SFP - Modernization	57/66076-00-001	LAGUNITA ELEMENTARY	MONTEREY
SFP - Modernization	57/66076-00-000	LAGUNITA ELEMENTARY	MONTEREY
SFP - Modernization	57/65367-00-000	LARKSPUR-CORTE MADERA	MARIN
SFP - Modernization	57/65367-00-005	LARKSPUR-CORTE MADERA	MARIN
SFP - Modernization	57/67173-00-000	PALM SPRINGS UNIFIED	RIVERSIDE
SFP - Modernization	57/67173-00-000	PALM SPRINGS UNIFIED	RIVERSIDE
SFP - Modernization	57/66647-00-000	PLACENTIA-YORBA LINDA UNIFIED	ORANGE
SFP - Modernization	57/66647-00-035	PLACENTIA-YORBA LINDA UNIFIED	ORANGE
SFP - Modernization	57/62638-00-001	PLAZA ELEMENTARY	GLENN
SFP - Modernization	57/76786-00-004	SANTA BARBARA UNIFIED	SANTA BARBARA
SFP - Modernization	57/76786-00-000	SANTA BARBARA UNIFIED	SANTA BARBARA
SFP - Modernization	57/76786-00-005	SANTA BARBARA UNIFIED	SANTA BARBARA
SFP - Modernization	58/10488-00-001	SOLANO COUNTY OFFICE OF EDUCATION	SOLANO
SFP - Modernization	57/73643-00-021	TUSTIN UNIFIED	ORANGE
SFP - New Construction	50/68866-00-005	BELMONT-REDWOOD SHORES ELEMENTARY	SAN MATEO
SFP - New Construction	50/68866-00-000	BELMONT-REDWOOD SHORES ELEMENTARY	SAN MATEO
SFP - New Construction	50/68130-14-004	GROSSMONT UNION HIGH	SAN DIEGO
SFP - New Construction	50/68130-14-000	GROSSMONT UNION HIGH	SAN DIEGO
SFP - New Construction	50/68130-12-000	GROSSMONT UNION HIGH	SAN DIEGO
SFP - New Construction	50/73650-00-000	IRVINE UNIFIED	ORANGE
SFP - New Construction	50/73650-00-018	IRVINE UNIFIED	ORANGE
SFP - New Construction	50/66076-00-002	LAGUNITA ELEMENTARY	MONTEREY
SFP - New Construction	50/66076-00-000	LAGUNITA ELEMENTARY	MONTEREY
SFP - New Construction	50/64725-05-000	LONG BEACH UNIFIED	LOS ANGELES
SFP - New Construction	50/64725-04-000	LONG BEACH UNIFIED	LOS ANGELES
SFP - New Construction	50/75127-00-000	MENDOTA UNIFIED	FRESNO
SFP - New Construction	50/75127-00-004	MENDOTA UNIFIED	FRESNO
SFP - New Construction	50/70847-00-000	OLD ADOBE UNION ELEMENTARY	SONOMA
SFP - New Construction	50/66647-00-000	PLACENTIA-YORBA LINDA UNIFIED	ORANGE
SFP - New Construction	50/66647-00-036	PLACENTIA-YORBA LINDA UNIFIED	ORANGE
SFP - New Construction	50/67876-00-000	SAN BERNARDINO CITY UNIFIED	SAN BERNARDINO
SFP - New Construction	50/10363-04-000	SAN BERNARDINO COUNTY OFFICE OF EDUCATION	SAN BERNARDINO
SFP - New Construction	50/61804-02-000	SAN RAMON VALLEY UNIFIED	CONTRA COSTA
SFP - New Construction	50/61804-02-007	SAN RAMON VALLEY UNIFIED	CONTRA COSTA
SFP - New Construction	50/69310-00-000	SANTA MARIA JOINT UNION HIGH	SANTA BARBARA
SFP - New Construction	50/69310-00-004	SANTA MARIA JOINT UNION HIGH	SANTA BARBARA
SFP - New Construction	50/69336-00-000	SOLVANG ELEMENTARY	SANTA BARBARA
SFP - New Construction	50/72231-00-004	TULARE CITY ELEMENTARY	TULARE
SFP - New Construction	50/75358-00-000	WINDSOR UNIFIED	SONOMA
SFP - New Construction	50/75358-00-015	WINDSOR UNIFIED	SONOMA

EXECUTIVE OFFICER STATEMENT
State Allocation Board Meeting, April 25, 2018

PRIORITY FUNDING APPORTIONMENTS

At its March 21, 2018 meeting, the State Allocation Board (Board) approved 90 projects representing 63 applicants for \$191 million in priority funding apportionments. Seventy-four of the 90 projects require the applicant to submit a *Fund Release Authorization* (Form SAB 50-05) containing an original signature by **Tuesday June 19, 2018**.

OPSC has received 31 of the required 74 Forms SAB 50-05 for a total of \$64.9 million. In addition, OPSC released funds for the 16 projects in the amount of \$10.5 million that did not require a Form SAB 50-05.

If an applicant does not submit a valid fund release request by close of business **June 19, 2018**, the project will be given an occurrence and will receive a new Unfunded Approval date of June 19, 2018. If a second occurrence is received, the project will be rescinded without further action by the Board.

UPCOMING PRIORITY FUNDING FILING ROUND

The next priority funding filing period will begin on May 9, 2018 and will close on June 7, 2018. Priority funding requests with original signatures must be physically received by OPSC before the close of business on June 7, 2018. These requests will be valid from July 1, 2018 through December 31, 2018.

Requirements for Participation in Priority Funding

OPSC reminds school districts that the requirements for Participation in the Priority Funding Process are in effect (SFP Regulation Section 1859.90.3). There are two ways for a school district to not participate in the priority funding process as follows:

- Not submit a valid priority funding request in the 30-day filing period, or
- Submit a valid priority funding request but fail to submit a valid Form SAB 50-05 to request the release of funds after the Board approves an apportionment.

The second time that either of these occurs, the funding for the project will be rescinded without further action by the Board. For additional information, please refer to the [Procedures for School Facility Program Funding](#).

JOINT AGENCY WORKSHOPS - CAREER TECHNICAL EDUCATION FACILITIES PROGRAM

OPSC, California Department of Education (CDE), and Division of the State Architect (DSA) are continuing to hold joint agency workshops. These workshops provide school districts and stakeholders with updates on the SFP, CDE processes, DSA submittals and process changes along with other general information. The following sessions are specialized for the Career Technical Education Facilities Program:

Wednesday, May 30, 2018 – 1:00 p.m. – 4:30 p.m. – Van Nuys, CA
Thursday, May 31, 2018 – 8:30 a.m. – 12:00 p.m. – Riverside, CA

As a reminder, applications for the fifth CTEFP funding cycle are due to CDE on October ~~1934~~, 2018 and due to OPSC on February 15, 2019.

REGULATIONS UPDATE

At the January 2018 meeting, the Board approved regulatory amendments for the Seismic Mitigation Program and other technical conforming regulatory amendments on an emergency basis. The regulatory amendments determine how to proceed with funding applications for Seismic Mitigation Program projects now that bond funds specifically reserved for that purpose have been exhausted and provides technical regulatory amendments as a result of the Board's past action related to new construction application processing. These regulations took effect on April 16, 2018.

NEXT STATE ALLOCATION BOARD MEETING

The next meeting is scheduled for May 23, 2018 at 4:00pm.

State of California
State Allocation Board
School Facility Program

This Resolution of the State Allocation Board (hereafter referred to as the "Board") is applicable to the appropriate sections of the Education Code and is described and filed in the office of the Executive Officer and will be made available to all interested parties as the Resolution pertains to the documents attached hereto. Said documents were acted upon by the Board at its meeting on April 25, 2018.

WHEREAS, the Board has previously approved or determined to be approvable a number of projects for construction or modernization eligibility of facilities for school districts and is making apportionments and/or unfunded approvals for the grant amounts for projects that meet the Board's criteria for the apportionment of grants pursuant to Education Code Sections 17072.10, 17078.52, 17078.70, 17079 or 17074.10 or Board Regulations 1859.81.1 or 1859.83;

WHEREAS, Treasury Regulations Section 1.150-2 require the State (on whose behalf the Board is acting) to declare its reasonable intent to provide grant funding to school districts, in accordance with Board policy and law, for costs of the projects with proceeds of State bonds;

NOW THEREFORE, BE IT RESOLVED:

1. This Resolution is adopted by the Board for the purposes of establishing compliance with Treasury Regulations Section 1.150-2, and this Resolution does not bind the Board to make any additional apportionment, or bind the State to incur any indebtedness.
2. The Board anticipates that some or all of the school districts listed on the list of "Projects" referred to in this Resolution will pay certain capital expenditures in connection with some or all of the project costs prior to the issuance of bonds by the State to pay for the grants for the projects. The reimbursement of such costs is consistent with the State's budgetary and financial circumstances, and in accordance with Board policy, as no other funds or accounts of the State have been budgeted or are available to pay the costs of the projects on either a short-term or a long-term basis.
3. The Board, acting on behalf of the State, hereby declares that it is the State's official intent to use proceeds of general obligation bonds that may become available for such purpose, consistent with the requirements of law that are in effect at the time the funds are available, to provide grants in accordance with applicable laws and regulations.
4. This Resolution shall be continuously available for inspection by the general public during normal business hours at the offices of the Board at 707 3rd Street, West Sacramento, California, commencing within one week after the date of enactment of this Resolution.
5. Any eligibility determination does not constitute a commitment of future funding by the Board.

I, the undersigned, duly authorized as the Executive Officer of the State Allocation Board, do hereby certify the foregoing to be true and correct, and that this Resolution was adopted at a meeting of said Board on April 25, 2018 at Sacramento, California.



Lisa Silverman
Executive Officer
State Allocation Board

REPORT OF THE EXECUTIVE OFFICER
State Allocation Board Meeting, April 25, 2018

SCHOOL FACILITY PROGRAM

PURPOSE OF REPORT

To present the Districts' requests for School Facility Program (SFP) eligibility approval.

DESCRIPTION

The school districts shown in the following section have complied with State Allocation Board (Board) regulations regarding new construction or modernization eligibility determinations for the projects listed.

RECOMMENDATIONS

1. Approve the eligibility determinations for the districts/projects shown on the Attachment.
2. Provide that this approval of eligibility determination for the districts/projects listed does not constitute a commitment for future funding by the Board.
3. For purposes of any application for funding, provide that the district must comply with all requirements of law and regulations pertaining to the SFP.

ELIGIBILITY APPROVALS
MODERNIZATION

<u>District</u>	<u>School Name</u>	<u>County</u>	<u>Application Number</u>	<u>Justification Document</u>	<u>K-6</u>	<u>Site Baseline Eligibility</u>			
						<u>7-8</u>	<u>9-12</u>	<u>Non Severe</u>	<u>Severe</u>
Colton Joint Unified	Cooley Ranch Elementary	San Bernardino	57/ 67686-00-00	<u>Date</u> 11/14/2013	200	0	0	0	0

REPORT OF THE EXECUTIVE OFFICER
State Allocation Board Meeting, April 25, 2018

SCHOOL FACILITY PROGRAM

PURPOSE OF REPORT

To adjust the baseline eligibility for new construction and modernization projects under the Leroy F. Greene School Facilities Act of 1998.

DESCRIPTION

The districts listed on Attachment A have received eligibility approval for new construction. There has been a change in their baseline in accordance with the California Code of Regulations relating to the Leroy F. Greene School Facilities Act of 1998, Section 1859.51. The adjustments do not reflect the grant approvals in this Agenda.

The districts listed on Attachment B have received eligibility approval for modernization. There has been a change in their baseline in accordance with the California Code of Regulations relating to the Leroy F. Greene School Facilities Act of 1998, Section 1859.61. The adjustments do not reflect the grant approvals in this Agenda.

RECOMMENDATIONS

1. Approve an adjustment to the new construction eligibility baseline determination as shown on Attachment A.
2. Approve an adjustment to the modernization eligibility baseline determination as shown on Attachment B.
3. Provide that this approval of adjusted eligibility determination does not constitute a commitment for future funding by the State Allocation Board.

KEY TO ADJUSTMENTS:**NEW CONSTRUCTION ONLY:**

- (a) Reduced by the number of pupils provided grants in a new construction School Facility Program (SFP) project and by the number of pupils that received a Preliminary Apportionment pursuant to Section 1859.140 or a Preliminary Charter School Apportionment pursuant to Regulation Section 1859.162.2.
- (b) Reduced by the number of pupils housed, based on the loading standards pursuant to Ed. Code Section 17071.25(a)(2)(A), in a new construction LPP project funded under the provisions of the LPP pursuant to Regulation Section 1859.12 or 1859.13.
- (c) Reduced by the number of pupils housed in additional classrooms constructed or purchased based on the loading standards, pursuant to Ed. Code Section 17071.25(a)(2)(A), in a modernization SFP project.
- (d) Adjusted as a result of audit findings made pursuant to Regulation Sections 1859.90 and 1859.105.
- (e) Increased/decreased by changes in projected enrollment in subsequent enrollment reporting years, except as provided in (j) below.
- (f) Adjusted as a result of errors or omissions by the district or by the Office of Public School Construction (OPSC).
- (g) Adjusted as result of amendments to the SFP Regulations that affect the eligibility.
- (h) Increased by the number of pupils eligible for grants pursuant to Regulation Section 1859.82(a).
- (i) Reduced by the number of pupils housed in classrooms provided after the baseline eligibility was determined by the State Allocation Board, with 12 exceptions at Regulation Section 1859.51(i).
- (j) For Small School Districts, following a 3-year period after the district's eligibility was approved by the Board, decreased by any reduction in projected enrollment, and by any increase in pupils in the latest CDE operational grant report per Ed. Code Sec. 42268.
- (k) Adjusted for any changes in classroom inventory as a result of a reorganization election.
- (l) For classroom loading standards adopted by the Board for non-severely and severely disabled individuals with exceptional needs.
- (m) As directed by the SAB due to finding a Material Inaccuracy pursuant to Section 1859.104.1.
- (n) Increased by the number of pupils that received a Preliminary Apportionment that was rescinded pursuant to Section 1859.148 or a Preliminary Charter School Apportionment that was rescinded pursuant to Section 1859.166.
- (o) Adjusted for operational grant changes as determined/provided by the California Department of Education.
- (p) For High School Attendance Area (HSAA) districts with Preliminary Apportionments within the 2002 or 2004 Critically Overcrowded School Facilities Account, adjusted in accordance with Regulation Section 1859.51(p)(1), (2), or (3).
- (q) Adjusted by the difference between the Alternative Enrollment Projection for the current enrollment reporting year and the projected enrollment determined pursuant to Section 1859.42 for the current enrollment reporting year, or by the eligibility remaining from this calculation that can no longer be utilized if the funds made available pursuant to EC Section 17071.75(a)(1)(A) have been exhausted.
- (r) Adjusted per Ed. Code Sec. 17071.75(b)(2) by the number of pupils housed, based on the loading standards per Ed. Code Sec. 17071.25(a)(2)(A), in any classroom(s) where title was relinquished to the School District receiving the transferred classrooms.

MODERNIZATION ONLY:

- (a) Reduced by the number of pupils provided grants in a modernization SFP project or CSFP Rehabilitation project at the specific site.
- (b) Reduced by the number of pupils housed, based on the loading standard pursuant to EC Section 17071.25(a)(2), in a modernization LPP project funded under the LPP pursuant to Regulation Section 1859.14 and 1859.15.
- (c) Increased by changes in projected enrollment in subsequent enrollment reporting years.
- (d) (1) Increased for additional facilities not previously modernized with State funds, that become 25 years old, if permanent, or 20 years old, if portable or, (2) as a result of audit findings made pursuant to Regulation Sections 1859.90 and 1859.105.
- (e) Adjusted as a result of errors or omissions by the district or by the OPSC.
- (f) Adjusted as result of amendments to the Subgroup 5.5 Regulations that affect the eligibility.
- (g) For classroom loading standards adopted by the Board for non-severely and severely disabled individuals with exceptional needs.
- (h) As directed by the SAB due to finding a Material Inaccuracy pursuant to Regulation Section 1859.104.1.
- (i) Increased for facilities previously modernized with State funds, which qualify for an additional modernization apportionment pursuant to Regulation Section 1859.78.8.
- (j) Adjusted as a result of the Reconfiguration of an existing high school under the Small High School Program.
- (k) Decreased for facilities that were deemed eligible for modernization pursuant to Regulation Sections 1859.60 and 1859.61(d) and subsequently replaced, or will be replaced under a signed contract for construction or acquisition of facilities, in a project funded by the district without participation from the State.
- (l) Adjusted as a result of replaced eligible portables funded with the Overcrowding Relief Grant, per Ed. Code Section 17079 et seq.
- (m) Adjusted as a result of classrooms demolished and replaced pursuant to Regulation Section 1859.82.

State Allocation Board Meeting, April 25, 2018

ATTACHMENT A

District	Attendance Area	County	App. Number 50	Type of Adj.	K-6	7-8	9-12	Non- Severe	Severe
Burton Elementary	Districtwide	Tulare	71837-00-000						
Current Baseline Eligibility					282	10	0	0	0
Adjustment Per This Item				e	309	9	0	0	0
Net Baseline Eligibility					591	19	0	0	0
Fresno Unified	Districtwide	Fresno	62166-00-000						
Current Baseline Eligibility					4034	-1150	2357	-902	909
Adjustment Per This Item				e	796	88	2195	-217	94
Net Baseline Eligibility					4830	-1062	4552	-1119	1003
Grass Valley Elementary	Districtwide	Nevada	66332-00-000						
Current Baseline Eligibility					729	-212	0	38	25
Adjustment Per This Item				n	66	0	0	0	0
Net Baseline Eligibility					795	-212	0	38	25
Imperial County Office of Education	El Centro	Imperial	10132-03-000						
Current Baseline Eligibility					-251	-7	-131	0	331
Adjustment Per This Item				f	0	0	0	0	8
Net Baseline Eligibility					-251	-7	-131	0	339
Lake Elementary	Districtwide	Glenn	62596-00-000						
Current Baseline Eligibility					32	-1	0	8	0
Adjustment Per This Item				f	0	0	0	-10	0
Adjustment Per This Item				f	-65	-10	0	-1	0
Adjustment Per This Item				e	53	4	0	4	0
Net Baseline Eligibility					20	-7	0	1	0
Long Beach Unified Unified	Cabrillo	Los Angeles	64725-02-000						
Current Baseline Eligibility					-792	-165	558	-150	-22
Adjustment Per This Item				k	-28	0	-463	0	0
Net Baseline Eligibility					-820	-165	95	-150	-22
Long Beach Unified Unified	Lakewood	Los Angeles	64725-03-000						
Current Baseline Eligibility					1393	-140	-603	-96	22
Adjustment Per This Item				f	-2786	0	0	0	0

State Allocation Board Meeting, April 25, 2018

ATTACHMENT A

District	Attendance Area	County	App. Number 50	Type of Adj.	K-6	7-8	9-12	Non- Severe	Severe
Adjustment Per This Item				k	-18	-258	0	0	0
Net Baseline Eligibility					-1411	-398	-603	-96	22
Long Beach Unified Unified	Jordan	Los Angeles	64725-04-000						
Current Baseline Eligibility					1476	-256	-2490	-120	-20
Adjustment Per This Item				k	0	-5	-25	0	0
Net Baseline Eligibility					1476	-261	-2515	-120	-20
Long Beach Unified Unified	Wilson, Polytechnic Milikan	Los Angeles	64725-05-000						
Current Baseline Eligibility	Super HSAA				459	-1350	2952	-420	-34
Adjustment Per This Item				k	242	-810	0	0	0
Net Baseline Eligibility					701	-2160	2952	-420	-34
San Bernardino County Office of Education	East Valley	San Bernardino	10363-04-000						
Current Baseline Eligibility					-48	1716	2130	-52	-168
Adjustment Per This Item				f	0	0	-31	0	0
Net Baseline Eligibility					-48	1716	2099	-52	-168
Windsor Unified	Districtwide	Sonoma	75358-00-000						
Current Baseline Eligibility					67	-227	323	48	46
Adjustment Per This Item				i	-50	0	0	0	0
Adjustment Per This Item				f	-285	46	142	-23	32
Adjustment Per This Item				f	218	3	-164	23	-39
Net Baseline Eligibility					-50	-178	301	48	39

State Allocation Board Meeting, April 25, 2018

ATTACHMENT B

District	School Name	County	App. Number 57	Type of Adj.	K-6	7-8	9-12	Non- Severe	Severe
Clovis Unified	Fort Washington Elementary	Fresno	62117-00-000						
	Current Baseline Eligibility				0	0	0	0	0
	Adjustment Per This Item			d1	25	0	0	0	0
	Net Baseline Eligibility				<u>25</u>	<u>0</u>	<u>0</u>	<u>0</u>	<u>0</u>
Clovis Unified	Jefferson Elementary	Fresno	62117-00-000						
	Current Baseline Eligibility				0	0	0	0	-4
	Adjustment Per This Item			d1	25	0	0	0	0
	Net Baseline Eligibility				<u>25</u>	<u>0</u>	<u>0</u>	<u>0</u>	<u>-4</u>
Escalon Unified	Escalon High	San Joaquin	68502-00-000						
	Current Baseline Eligibility				0	0	702	65	0
	Adjustment Per This Item			d1	0	0	113	8	0
	Net Baseline Eligibility				<u>0</u>	<u>0</u>	<u>815</u>	<u>73</u>	<u>0</u>
Lompoc Unified	Los Padres Elementary	Santa Barbara	69229-00-000						
	Current Baseline Eligibility				335	0	0	12	3
	Adjustment Per This Item			a	-50	0	0	0	0
	Net Baseline Eligibility				<u>285</u>	<u>0</u>	<u>0</u>	<u>12</u>	<u>3</u>
Los Molinos Unified	Los Molinos Elementary	Tehama	71571-00-000						
	Current Baseline Eligibility				0	0	0	0	0
	Adjustment Per This Item			d1	0	73	0	0	0
	Net Baseline Eligibility				<u>0</u>	<u>73</u>	<u>0</u>	<u>0</u>	<u>0</u>
Los Molinos Unified	Los Molinos High	Tehama	71571-00-000						
	Current Baseline Eligibility				0	0	0	0	0
	Adjustment Per This Item			c	0	0	4	0	0
	Net Baseline Eligibility				<u>0</u>	<u>0</u>	<u>4</u>	<u>0</u>	<u>0</u>
Los Molinos Unified	Vina Elementary	Tehama	71571-00-000						
	Current Baseline Eligibility				0	0	0	0	0
	Adjustment Per This Item			c	-3	8	0	0	0
	Net Baseline Eligibility				<u>-3</u>	<u>8</u>	<u>0</u>	<u>0</u>	<u>0</u>
Mill Valley Elementary	Park Elementary	Marin	65391-00-000						
	Current Baseline Eligibility				74	0	0	0	0

State Allocation Board Meeting, April 25, 2018

ATTACHMENT B

District	School Name	County	App. Number 57	Type of Adj.	K-6	7-8	9-12	Non- Severe	Severe
Adjustment Per This Item				c	2	0	0	0	0
Net Baseline Eligibility					<u>76</u>	<u>0</u>	<u>0</u>	<u>0</u>	<u>0</u>
Mill Valley Elementary	Strawberry Point Elementary	Marin	65391-00-000						
Current Baseline Eligibility					172	0	0	13	0
Adjustment Per This Item				c	13	0	0	-1	0
Net Baseline Eligibility					<u>185</u>	<u>0</u>	<u>0</u>	<u>12</u>	<u>0</u>

REPORT OF THE EXECUTIVE OFFICER
State Allocation Board Meeting, April 25, 2018

SCHOOL FACILITY PROGRAM UNFUNDED APPROVALS
(Lack of AB 55 Loans)

PURPOSE OF REPORT

To present to the State Allocation Board (Board) a list of School Facility Program (SFP) applications for unfunded approval.

DESCRIPTION

At the January 2018 Board meeting, the Board elected to provide an increase adjustment of 4.17 percent to SFP projects for calendar year 2018. The projects listed on the Attachment reflect the Board's action of the adoption of the 4.17 percent increase based on the RS Means Construction Cost Index. In addition, the project applications represent SFP New Construction, Modernization, Charter School and Overcrowding Relief Grant projects in date order of a complete application being received by the Office of Public School Construction (OPSC).

AUTHORITY

SFP Regulation Section 1859.2 defines an Unfunded List (Lack of AB 55 Loans) as an information list of unfunded projects that was created due to the State's inability to provide interim financing from the Pooled Money Investment Account (AB 55 loans) to fund school construction projects as declared in the Department of Finance Budget Letter #33 issued on December 18, 2008.

SFP Regulation Section 1859.95 states:

"When the Board has no funds to apportion ..., the Board will also accept and process applications for apportionment for purposes of developing an Unfunded List based on the date the application is ready for Apportionment, with the exception of New Construction funding applications that utilize eligibility generated by the Alternative Enrollment Projection.

An application for funding included on an Unfunded List is eligible for reimbursement subject to adjustments in the New Construction Grants amount pursuant to Section 1859.77."

BACKGROUND

At the March 11, 2009 SAB meeting, the Board requested that Staff continue to process applications to the Board for unfunded approval, up to the bonding authority. The Attachment reflects applications being presented for unfunded approval, including SFP modernization and new construction projects in date order of a complete application being received by the OPSC. The list also includes health and safety facility hardship applications for funding that have been processed and are ready for approval regardless of received date. The unfunded approval of the applications as reflected on the Attachment does not constitute a guarantee of future funding.

RECOMMENDATIONS

1. Approve the SFP applications as presented on the Attachment.
2. Provide that these unfunded approvals do not constitute a guarantee of future funding.

ATTACHMENT
 UNFUNDED APPROVALS
 (Lack of AB 55 Loans)
 State Allocation Board Meeting, April 25, 2018

County	District	School Site	Application Number	Received Date	Grant Amount
SAN DIEGO	GROSSMONT UNION HIGH	MERIT ACADEMY	50/68130-12-006	8/20/2013	\$2,158,570.00
TULARE	BURTON	NEW 6-8 SCHOOL	50/71837-00-014	10/31/2013	\$14,932,416.00
FRESNO	FRESNO UNIFIED	ROBINSON ELEMENTARY	50/62166-00-027	10/31/2013	\$1,097,752.00
FRESNO	FRESNO UNIFIED	MCLANE HIGH	50/62166-00-028	10/31/2013	\$7,453,914.00
FRESNO	CENTRAL UNIFIED	MADISON ELEMENTARY	57/73965-00-008	11/1/2013	\$3,275,384.00
CONTRA COSTA	WEST CONTRA COSTA UNIFIED	HELMS JUNIOR HIGH	57/61796-00-048	11/4/2013	\$96,652.00
SANTA CLARA	EAST SIDE UNION HIGH	SILVER CREEK HIGH	57/69427-00-035	11/7/2013	\$317,142.00
EL DORADO	MOTHER LODGE UNION ELEMENTARY	INDIAN CREEK ELEMENTARY	57/61929-00-003	11/15/2013	\$728,528.00
EL DORADO	MOTHER LODGE UNION ELEMENTARY	GREEN (HERBERT C.) MIDDLE	57/61929-00-004	11/15/2013	\$493,048.00
FRESNO	RAISIN CITY ELEMENTARY	RAISIN CITY ELEMENTARY	57/62380-00-001	11/20/2013	\$1,841,569.00
CONTRA COSTA	WEST CONTRA COSTA UNIFIED	KENNEDY HIGH	57/61796-00-049	12/5/2013	\$1,193,070.00
PLACER	FORESTHILL UNION ELEMENTARY	FORESTHILL DIVIDE	57/66837-00-001	12/20/2013	\$822,519.00
GLENN	LAKE ELEMENTARY	LAKE ELEMENTARY	50/62596-00-001	12/20/2013	\$4,057,372.00
SAN JOAQUIN	ESCALON UNIFIED	ESCALON HIGH	57/68502-00-002	12/23/2013	\$7,788,148.00
MARIN	MILL VALLEY ELEMENTARY	STRAWBERRY POINT ELEMENTARY	57/65391-00-007	1/6/2014	\$1,560,247.00
MARIN	MILL VALLEY ELEMENTARY	PARK ELEMENTARY	57/65391-00-008	1/7/2014	\$867,261.00
ORANGE	IRVINE UNIFIED	NORTHWOOD HIGH	50/73650-00-019	1/10/2014	\$4,785,541.00
LOS ANGELES	POMONA UNIFIED	GAREY SENIOR HIGH	57/64907-00-024	1/23/2014	\$4,587,564.00
LOS ANGELES	POMONA UNIFIED	POMONA SENIOR HIGH	57/64907-00-025	1/23/2014	\$2,320,154.00
LOS ANGELES	LONG BEACH UNIFIED	LINDSEY ACADEMY	57/64725-00-017	1/24/2014	\$4,351,583.00
LOS ANGELES	LONG BEACH UNIFIED	NEWCOMB ACADEMY	57/64725-00-018	1/27/2014	\$7,290,378.00
SAN BERNARDINO	COLTON JOINT UNIFIED	JURUPA VISTA ELEMENTARY	57/67686-00-015	2/6/2014	\$1,235,300.00
SAN BERNARDINO	COLTON JOINT UNIFIED	COOLEY RANCH ELEMENTARY	57/67686-00-016	2/6/2014	\$972,513.00
SAN BERNARDINO	COLTON JOINT UNIFIED	RECHE CANYON ELEMENTARY	57/67686-00-017	2/6/2014	\$860,673.00
TEHAMA	LOS MOLINOS UNIFIED	VINA ELEMENTARY	57/71571-00-001	2/6/2014	\$1,147,051.00
TEHAMA	LOS MOLINOS UNIFIED	LOS MOLINOS ELEMENTARY	57/71571-00-002	2/6/2014	\$2,907,677.00
TEHAMA	LOS MOLINOS UNIFIED	LOS MOLINOS HIGH	57/71571-00-003	2/6/2014	\$2,482,650.00
New Construction:					\$34,485,565.00
Modernization:					\$47,139,111.00
Total:					\$81,624,676.00

SCHOOL DISTRICT DATA

Application No: 50/68130-12-006
School District: Grossmont Union High
High School Attendance Area: Granite/Steele/Monte/Valhalla

County: San Diego
School Name: Merit Academy

PROJECT DATA

Type of Project: High School
K-6:
7-8:
9-12:
Non-Severe:
Severe: 54
Application Filing Basis: High School Attendance Area
Number of Classrooms: 6
Master Acres: 1.5
Existing Acres: 1.5
Proposed Acres:
Recommended Acres: 1.5
Facility Hardship (a): No
Financial Hardship Requested: No
Alternative Education School: No
Addition to Existing Site: Yes

ADJUSTED GRANT DATA

New Construction Grant	\$	1,755,162.00
Fire Detection Alarm		3,132.00
Prevailing Wage Monitoring		2,695.00
Service Site		136,091.00
Utilities		50,871.00
Small Size Project		210,619.00
Total State Share (50%)		<u>2,158,570.00</u>
District Share (50%)		<u>2,158,570.00</u>
Total Project Cost	\$	<u><u>4,317,140.00</u></u>

PROJECT FINANCING

State Share
This Project \$ 2,158,570.00
District Share
Cash Contribution 2,158,570.00
Financial Hardship
Total Project Cost \$ 4,317,140.00

HISTORY OF PROJECT COST AND APPORTIONMENT

	Fund Code	Proposition	Previously Authorized	Authorized This Action	Unfunded Approval This Action
State Share					
New Construction/Add. Grant	951-500	51	\$	\$ 2,158,570.00	\$ 2,158,570.00
District Share					
Cash Contribution				<u>2,158,570.00</u>	
Total			\$	<u><u>4,317,140.00</u></u>	<u><u>2,158,570.00</u></u>

Funding Source: Proposition 51 Bonds/2016-Nov.

Pursuant to the Board's action on March 11, 2009, this application has been approved and placed on the Unfunded List. This approval does not constitute a guarantee or commitment of future State funding.

The District shall ensure that it is in compliance with all applicable laws, regulations and certifications it made on the program forms.

Based on the Board's action on June 5, 2017, this project is subject to the Grant Agreement submittal pursuant to School Facility Program Regulation Section 1859.90.4.

The District is responsible for ensuring that the project is compliant with Prevailing Wage and/or Labor Compliance Program requirements at the time construction contracts are executed and/or construction commenced.

SCHOOL DISTRICT DATA

Application No: 50/71837-00-014	County: Tulare
School District: Burton	School Name: New 6-8 School

PROJECT DATA

Type of Project:	Middle School
K-6:	453
7-8:	
9-12:	
Non-Severe:	
Severe:	
Application Filing Basis:	District Wide
Number of Classrooms:	18
Master Acres:	10.7
Existing Acres:	
Proposed Acres:	11.65
Recommended Acres:	10.7
Facility Hardship (a):	No
Financial Hardship Requested:	Yes
Alternative Education School:	Yes
Addition to Existing Site:	No
Core Facilities:	Multi-Purpose/Kitchen, Library/Media Center, Administration, Toilet

ADJUSTED GRANT DATA

New Construction Grant	\$	5,473,301.00
Fire Detection Alarm		8,092.00
Sprinkler System		100,482.00
Site Acquisition		222,631.00
Service Site		638,046.00
Off-Site		248,674.00
Utilities		336,751.00
General Site		536,361.00
Total State Share (50%)		7,564,338.00
District Share (50%)		7,564,338.00
Total Project Cost	\$	15,128,676.00

PROJECT FINANCING

State Share	
This Project	\$ 7,564,338.00
District Share	
Cash Contribution	196,260.00
Financial Hardship	7,368,078.00
Total Project Cost	\$ 15,128,676.00

HISTORY OF PROJECT COST AND APPORTIONMENT

	Fund Code	Proposition	Previously Authorized	Authorized This Action	Unfunded Approval This Action
State Share					
New Construction/Add. Grant	951-500	51	\$	\$ 7,564,338.00	\$ 7,564,338.00
District Share					
Cash Contribution				196,260.00	
Financial Hardship	951-500	51		7,368,078.00	7,368,078.00
Total			\$	\$ 15,128,676.00	\$ 14,932,416.00

Funding Source: Proposition 51 Bonds/2016-Nov.
Pursuant to the Board's action on March 11, 2009, this application has been approved and placed on the Unfunded List. This approval does not constitute a guarantee or commitment of future State funding.

Amounts shown for financial hardship assistance are subject to adjustment as a result of a review of the District's financial records pursuant to Regulation Section 1859.81(a) at the time of apportionment.

The District shall ensure that it is in compliance with all applicable laws, regulations and certifications it made on the program forms.

This project is a Use of Grants under Regulation Section 1859.77.3(b).

Based on the Board's action on June 5, 2017, this project is subject to the Grant Agreement submittal pursuant to School Facility Program Regulation Section 1859.90.4.

The District is responsible for ensuring that the project is compliant with Prevailing Wage Monitoring and/or Labor Compliance Program requirements at the time construction contracts are executed and/or construction commenced.

The District qualifies for financial hardship pursuant to SFP Regulation Section 1859.81(c)(4). The District has demonstrated it is financially unable to provide all or a part of the matching funds and is levying the developer fees or equal alternative revenue source justified by law. The District's total bonding capacity (as of February 2, 2018) is \$5 million or less.

SCHOOL DISTRICT DATA

Application No: 50/62166-00-027
 School District: Fresno Unified

County: Fresno
 School Name: Robinson Elementary

PROJECT DATA

Type of Project: Elementary School
 K-6: 75
 7-8:
 9-12:
 Non-Severe:
 Severe:
 Application Filing Basis: District Wide
 Number of Classrooms: 3
 Master Acres: 10.1
 Existing Acres: 9.09
 Proposed Acres:
 Recommended Acres: 9.8
 Facility Hardship (a): No
 Financial Hardship Requested: No
 Alternative Education School: No
 Addition to Existing Site: Yes

ADJUSTED GRANT DATA

New Construction Grant	\$	867,525.00
Fire Detection Alarm		1,050.00
Service Site		63,873.00
Off-Site		760.00
Utilities		60,441.00
Small Size Project		104,103.00
Total State Share (50%)		<u>1,097,752.00</u>
District Share (50%)		<u>1,097,752.00</u>
Total Project Cost	\$	<u><u>2,195,504.00</u></u>

PROJECT FINANCING

State Share
 This Project \$ 1,097,752.00
District Share
 Cash Contribution 1,097,752.00
 Financial Hardship
 Total Project Cost \$ 2,195,504.00

HISTORY OF PROJECT COST AND APPORTIONMENT

	Fund Code	Proposition	Previously Authorized	Authorized This Action	Unfunded Approval This Action
<u>State Share</u>					
New Construction/Add. Grant	947-500	47	\$	\$ 1,097,752.00	\$ 1,097,752.00
<u>District Share</u>					
Cash Contribution				<u>1,097,752.00</u>	
Total			\$	<u><u>2,195,504.00</u></u>	<u><u>1,097,752.00</u></u>

Funding Source: Proposition 47 Bonds/2002-Nov.

Pursuant to the Board's action on March 11, 2009, this application has been approved and placed on the Unfunded List. This approval does not constitute a guarantee or commitment of future State funding.

The District shall ensure that it is in compliance with all applicable laws, regulations and certifications it made on the program forms.

Based on the Board's action on June 5, 2017, this project is subject to the Grant Agreement submittal pursuant to School Facility Program Regulation Section 1859.90.4.

The District is responsible for ensuring that the project is compliant with Prevailing Wage and/or Labor Compliance Program requirements at the time construction contracts are executed and/or construction commenced.

SCHOOL DISTRICT DATA

Application No: 50/62166-00-028
 School District: Fresno Unified

County: Fresno
 School Name: McLane High

PROJECT DATA

Type of Project: High School
 K-6:
 7-8:
 9-12: 405
 Non-Severe:
 Severe:
 Application Filing Basis: District Wide
 Number of Classrooms: 15
 Master Acres: 60.9
 Existing Acres: 36.72
 Proposed Acres:
 Recommended Acres: 52.7
 Facility Hardship (a): No
 Financial Hardship Requested: No
 Alternative Education School: No
 Addition to Existing Site: Yes

ADJUSTED GRANT DATA

New Construction Grant	\$	6,304,635.00
Fire Detection Alarm		12,555.00
Prevailing Wage Monitoring		9,306.00
Multi-Level Constr.	15Crs.	756,556.00
Service Site		127,346.00
Utilities		243,516.00
Total State Share (50%)		7,453,914.00
District Share (50%)		7,453,914.00
Total Project Cost	\$	14,907,828.00

PROJECT FINANCING

State Share
 This Project \$ 7,453,914.00
District Share
 Cash Contribution 7,453,914.00
 Financial Hardship
 Total Project Cost \$ 14,907,828.00

HISTORY OF PROJECT COST AND APPORTIONMENT

	Fund Code	Proposition	Previously Authorized	Authorized This Action	Unfunded Approval This Action
<u>State Share</u>					
New Construction/Add. Grant	947-500	47	\$	\$ 7,453,914.00	\$ 7,453,914.00
<u>District Share</u>					
Cash Contribution				7,453,914.00	
Total			\$	\$ 14,907,828.00	\$ 7,453,914.00

Funding Source: Proposition 47 Bonds/2002-Nov.

Pursuant to the Board's action on March 11, 2009, this application has been approved and placed on the Unfunded List. This approval does not constitute a guarantee or commitment of future State funding.

The District shall ensure that it is in compliance with all applicable laws, regulations and certifications it made on the program forms.

Based on the Board's action on June 5, 2017, this project is subject to the Grant Agreement submittal pursuant to School Facility Program Regulation Section 1859.90.4.

The District is responsible for ensuring that the project is compliant with Prevailing Wage Monitoring and/or Labor Compliance Program requirements at the time construction contracts are executed and/or construction commenced.

SCHOOL DISTRICT DATA

Application No: 57/73965-00-008 County: Fresno
 School District: Central Unified School Name: Madison Elementary

PROJECT DATA

Type of Project: Elementary School Application Filing Basis: Site Specific
 Pupils Assigned Under 50 Yrs: K-6: 700
 7-8:
 9-12:
 Non-Severe:
 Severe:
 Financial Hardship Requested: No Recommended Acres: 12.1
 Alternative Education School: No Existing Acres: 18

ADJUSTED GRANT DATA

Modernization Grant - Under 50 Yrs	\$ 3,082,800.00
Fire Detection Alarm	100,100.00
Accessibility/Fire Code Req.	92,484.00
Total State Share (60%)	3,275,384.00
District Share (40%)	2,183,589.00
Total Project Cost	\$ 5,458,973.00

PROJECT FINANCING

<u>State Share</u>	
This Project	\$ 3,275,384.00
<u>District Share</u>	
Cash Contribution	2,183,589.00
Financial Hardship	
Total Project Cost	\$ 5,458,973.00

HISTORY OF PROJECT COST AND APPORTIONMENT

	Fund Code	Proposition	Previously Authorized	Authorized This Action	Unfunded Approval This Action
<u>State Share</u>					
Modernization/Additional Grant	951-570	51	\$	\$ 3,275,384.00	\$ 3,275,384.00
<u>District Share</u>					
Cash Contribution				2,183,589.00	
Total			\$	\$ 5,458,973.00	\$ 3,275,384.00

Funding Source: Proposition 51 Bonds/2016-Nov.

Pursuant to the Board's action on March 11, 2009, this application has been approved and placed on the Unfunded List. This approval does not constitute a guarantee or commitment of future State funding.

The District shall ensure that it is in compliance with all applicable laws, regulations and certifications it made on the program forms.

Based on the Board's action on June 5, 2017, this project is subject to the Grant Agreement submittal pursuant to School Facility Program Regulation Section 1859.90.4.

Pursuant to Education Code Section 17070.50, valid Division of the State Architect and/or California Department of Education approval(s) must be obtained for the project prior to receiving an Apportionment. Otherwise, the project will receive an occurrence of non-participation pursuant to School Facility Program Regulation Section 1859.90.3.

The District is responsible for ensuring that the project is compliant with Prevailing Wage Monitoring and/or Labor Compliance Program requirements at the time construction contracts are executed and/or construction commenced.

SCHOOL DISTRICT DATA

Application No: 57/61796-00-048	County: Contra Costa
School District: West Contra Costa Unified	School Name: Helms Junior High

PROJECT DATA

Type of Project: Middle School	Application Filing Basis: Site Specific
Pupils Assigned Under 50 Yrs:	
K-6:	
7-8: 16	
9-12: 1	
Non-Severe: 1	
Severe:	
Financial Hardship Requested: No	Recommended Acres: 20.9
Alternative Education School: No	Existing Acres: 15.4

ADJUSTED GRANT DATA

Modernization Grant - Under 50 Yrs	\$	83,919.00
Prevailing Wage Monitoring		145.00
Small Size Project		10,070.00
Accessibility/Fire Code Req.		2,518.00
Total State Share (60%)		96,652.00
District Share (40%)		64,435.00
Total Project Cost	\$	161,087.00

PROJECT FINANCING

<u>State Share</u>		
This Project	\$	96,652.00
<u>District Share</u>		
Cash Contribution		64,435.00
Financial Hardship		
Total Project Cost	\$	161,087.00

HISTORY OF PROJECT COST AND APPORTIONMENT

	Fund Code	Proposition	Previously Authorized	Authorized This Action	Unfunded Approval This Action
<u>State Share</u>					
Modernization/Additional Grant	951-570	51	\$	\$ 96,652.00	\$ 96,652.00
<u>District Share</u>					
Cash Contribution				64,435.00	
Total			\$	\$ 161,087.00	\$ 96,652.00

Funding Source: Proposition 51 Bonds/2016-Nov.

Pursuant to the Board's action on March 11, 2009, this application has been approved and placed on the Unfunded List. This approval does not constitute a guarantee or commitment of future State funding.

The District shall ensure that it is in compliance with all applicable laws, regulations and certifications it made on the program forms.

Based on the Board's action on June 5, 2017, this project is subject to the Grant Agreement submittal pursuant to School Facility Program Regulation Section 1859.90.4.

The District is responsible for ensuring that the project is compliant with Prevailing Wage Monitoring and/or Labor Compliance Program requirements at the time construction contracts are executed and/or construction commenced.

SCHOOL DISTRICT DATA

Application No: 57/69427-00-035 School District: East Side Union High	County: Santa Clara School Name: Silver Creek High
--	---

PROJECT DATA

Type of Project: High School Pupils Assigned Under 50 Yrs: K-6: 7-8: 9-12: 31 Non-Severe: Severe:	Application Filing Basis: Site Specific Financial Hardship Requested: No Alternative Education School: No	Recommended Acres: 55.3 Existing Acres: 47.7
--	--	---

ADJUSTED GRANT DATA

Modernization Grant - Under 50 Yrs	\$ 189,069.00
Fire Detection Alarm	4,433.00
Prevailing Wage Monitoring	475.00
Small Size Project	22,688.00
Accessibility/Fire Code Req.	100,477.00
Total State Share (60%)	317,142.00
District Share (40%)	211,428.00
Total Project Cost	\$ 528,570.00

PROJECT FINANCING

State Share	
This Project	\$ 317,142.00
District Share	
Cash Contribution	211,428.00
Financial Hardship	
Total Project Cost	\$ 528,570.00

HISTORY OF PROJECT COST AND APPORTIONMENT

	Fund Code	Proposition	Previously Authorized	Authorized This Action	Unfunded Approval This Action
State Share					
Modernization/Additional Grant	951-570	51	\$	\$ 317,142.00	\$ 317,142.00
District Share					
Cash Contribution				211,428.00	
Total			\$	\$ 528,570.00	\$ 317,142.00

Funding Source: Proposition 51 Bonds/2016-Nov.

Pursuant to the Board's action on March 11, 2009, this application has been approved and placed on the Unfunded List. This approval does not constitute a guarantee or commitment of future State funding.

The District shall ensure that it is in compliance with all applicable laws, regulations and certifications it made on the program forms.

The District is responsible for ensuring that the project is compliant with Prevailing Wage Monitoring and/or Labor Compliance Program requirements at the time construction contracts are executed and/or construction commenced.

Based on the Board's action on June 5, 2017, this project is subject to the Grant Agreement submittal pursuant to School Facility Program Regulation Section 1859.90.4.

SCHOOL DISTRICT DATA

Application No: 57/61929-00-003 County: El Dorado
 School District: Mother Lode Union Elementary School Name: Indian Creek Elementary

PROJECT DATA

Type of Project: Elementary School Application Filing Basis: Site Specific
 Pupils Assigned Under 50 Yrs: K-6: 158
 7-8:
 9-12:
 Non-Severe:
 Severe:
 Financial Hardship Requested: No Recommended Acres: 10.4
 Alternative Education School: No Existing Acres: 10

ADJUSTED GRANT DATA

Modernization Grant - Under 50 Yrs	\$ 695,832.00
Project Assistance	3,772.00
Prevailing Wage Monitoring	1,091.00
Small Size Project	27,833.00
Total State Share (60%)	728,528.00
District Share (40%)	485,685.00
Total Project Cost	\$ 1,214,213.00

PROJECT FINANCING

<u>State Share</u>	
This Project	\$ 728,528.00
<u>District Share</u>	
Cash Contribution	485,685.00
Financial Hardship	
Total Project Cost	\$ 1,214,213.00

HISTORY OF PROJECT COST AND APPORTIONMENT

	Fund Code	Proposition	Previously Authorized	Authorized This Action	Unfunded Approval This Action
<u>State Share</u>					
Modernization/Additional Grant	951-570	51	\$	\$ 728,528.00	\$ 728,528.00
<u>District Share</u>					
Cash Contribution				485,685.00	
Total			\$	\$ 1,214,213.00	\$ 728,528.00

Funding Source: Proposition 51 Bonds/2016-Nov.

Pursuant to the Board's action on March 11, 2009, this application has been approved and placed on the Unfunded List. This approval does not constitute a guarantee or commitment of future State funding.

The District shall ensure that it is in compliance with all applicable laws, regulations and certifications it made on the program forms.

Based on the Board's action on June 5, 2017, this project is subject to the Grant Agreement submittal pursuant to School Facility Program Regulation Section 1859.90.4.

The District is responsible for ensuring that the project is compliant with Prevailing Wage Monitoring and/or Labor Compliance Program requirements at the time construction contracts are executed and/or construction commenced.

SCHOOL DISTRICT DATA

Application No: 57/61929-00-004	County: El Dorado
School District: Mother Lode Union Elementary	School Name: Green (Herbert C.) Middle

PROJECT DATA

Type of Project:	Middle School	Application Filing Basis:	Site Specific
Pupils Assigned Under 50 Yrs:	K-6:		
	7-8: 101		
	9-12:		
	Non-Severe:		
	Severe:		
Financial Hardship Requested:	No	Recommended Acres:	10.7
Alternative Education School:	No	Existing Acres:	9.98

ADJUSTED GRANT DATA

Modernization Grant - Under 50 Yrs	\$ 470,458.00
Project Assistance	3,772.00
Small Size Project	18,818.00
Total State Share (60%)	493,048.00
District Share (40%)	328,699.00
Total Project Cost	\$ 821,747.00

PROJECT FINANCING

<u>State Share</u>	
This Project	\$ 493,048.00
<u>District Share</u>	
Cash Contribution	328,699.00
Financial Hardship	
Total Project Cost	\$ 821,747.00

HISTORY OF PROJECT COST AND APPORTIONMENT

	Fund Code	Proposition	Previously Authorized	Authorized This Action	Unfunded Approval This Action
<u>State Share</u>					
Modernization/Additional Grant	951-570	51	\$	\$ 493,048.00	\$ 493,048.00
<u>District Share</u>					
Cash Contribution				328,699.00	
Total			\$	\$ 821,747.00	\$ 493,048.00

Funding Source: Proposition 51 Bonds/2016-Nov.

Pursuant to the Board's action on March 11, 2009, this application has been approved and placed on the Unfunded List. This approval does not constitute a guarantee or commitment of future State funding.

The District shall ensure that it is in compliance with all applicable laws, regulations and certifications it made on the program forms.

Based on the Board's action on June 5, 2017, this project is subject to the Grant Agreement submittal pursuant to School Facility Program Regulation Section 1859.90.4.

The District is responsible for ensuring that the project is compliant with Prevailing Wage Monitoring and/or Labor Compliance Program requirements at the time construction contracts are executed and/or construction commenced.

SCHOOL DISTRICT DATA

Application No: 57/62380-00-001 County: Fresno
 School District: Raisin City Elementary School Name: Raisin City Elementary

PROJECT DATA

Type of Project:	Elementary School	Application Filing Basis:	Site Specific
Pupils Assigned Under 50 Yrs:	K-6: 36	Pupils Assigned Over 50 Yrs:	K-6: 114
	7-8: 27		7-8: 0
	9-12:		9-12:
Non-Severe:		Non-Severe:	
Severe:		Severe:	
Financial Hardship Requested:	Yes	Recommended Acres:	10.1
Alternative Education School:	No	Existing Acres:	8.12

ADJUSTED GRANT DATA

Modernization Grant - Under 50 Yrs	\$ 284,310.00
Modernization Grant - Over 50 Yrs	697,566.00
Project Assistance	3,772.00
Fire Detection Alarm	25,311.00
Small Size Project	39,275.00
Site Development	139,513.00
Accessibility/Fire Code Req.	29,456.00
Total State Share (60%)	1,219,203.00
District Share (40%)	812,802.00
Total Project Cost	<u>\$ 2,032,005.00</u>

PROJECT FINANCING

<u>State Share</u>	
This Project	\$ 1,219,203.00
<u>District Share</u>	
Cash Contribution	37,219.00
Financial Hardship	775,583.00
Total Project Cost	<u>\$ 2,032,005.00</u>

HISTORY OF PROJECT COST AND APPORTIONMENT

	Fund Code	Proposition	Previously Authorized	Authorized This Action	Unfunded Approval This Action
<u>State Share</u>					
Modernization/Additional Grant	057-570	1D	\$ 92,942.00		\$
Modernization/Additional Grant	951-570	51		\$ 1,126,261.00	1,126,261.00
<u>District Share</u>					
Cash Contribution			1,687.00	35,532.00	
Financial Hardship	057-570		60,275.00		
Financial Hardship	951-570	51		715,308.00	715,308.00
Total			<u>\$ 154,904.00</u>	<u>\$ 1,877,101.00</u>	<u>\$ 1,841,569.00</u>

Funding Source: Proposition 1D Bonds/2006-Nov.; Proposition 51 Bonds/2016-Nov.

Pursuant to the Board's action on March 11, 2009, this application has been approved and placed on the Unfunded List. This approval does not constitute a guarantee or commitment of future State funding.

Amounts shown for financial hardship assistance are subject to adjustment as a result of a review of the District's financial records pursuant to Regulation Section 1859.81(a) at the time of apportionment.

The District shall ensure that it is in compliance with all applicable laws, regulations and certifications it made on the program forms.

Pursuant to Education Code Section 17070.50, valid Division of the State Architect and/or California Department of Education approval(s) must be obtained for the project prior to receiving an Apportionment. Otherwise, the project will receive an occurrence of non-participation pursuant to School Facility Program Regulation Section 1859.90.3.

Based on the Board's action on June 5, 2017, this project is subject to the Grant Agreement submittal pursuant to School Facility Program Regulation Section 1859.90.4.

The District is responsible for ensuring that the project is compliant with Prevailing Wage Monitoring and/or Labor Compliance Program requirements at the time construction contracts are executed and/or construction commenced.

The District qualifies for financial hardship pursuant to SFP Regulation Section 1859.81(c)(4). The District has demonstrated it is financially unable to provide all or a part of the matching funds and is levying the developer fees or equal alternative revenue source justified by law. The District's total bonding capacity (as of December 31, 2017) is \$5 million or less.

SCHOOL DISTRICT DATA

Application No: 57/61796-00-049	County: Contra Costa
School District: West Contra Costa Unified	School Name: Kennedy High

PROJECT DATA

Type of Project: High School	Application Filing Basis: Site Specific
Pupils Assigned Under 50 Yrs:	
K-6:	
7-8:	
9-12: 150	
Non-Severe: 1	
Severe: 1	
Financial Hardship Requested: No	Recommended Acres: 33
Alternative Education School: No	Existing Acres: 17.9

ADJUSTED GRANT DATA

Modernization Grant - Under 50 Yrs	\$ 938,278.00
Fire Detection Alarm	22,108.00
Prevailing Wage Monitoring	1,787.00
Small Size Project	37,531.00
Urban/Security/Impacted Site	165,218.00
Accessibility/Fire Code Req.	28,148.00
Total State Share (60%)	1,193,070.00
District Share (40%)	795,380.00
Total Project Cost	\$ 1,988,450.00

PROJECT FINANCING

State Share	
This Project	\$ 1,193,070.00
District Share	
Cash Contribution	795,380.00
Financial Hardship	
Total Project Cost	\$ 1,988,450.00

HISTORY OF PROJECT COST AND APPORTIONMENT

	Fund Code	Proposition	Previously Authorized	Authorized This Action	Unfunded Approval This Action
State Share					
Modernization/Additional Grant	951-570	51	\$	\$ 1,193,070.00	\$ 1,193,070.00
District Share					
Cash Contribution				795,380.00	
Total			\$	\$ 1,988,450.00	\$ 1,193,070.00

Funding Source: Proposition 51 Bonds/2016-Nov.

Pursuant to the Board's action on March 11, 2009, this application has been approved and placed on the Unfunded List. This approval does not constitute a guarantee or commitment of future State funding.

The District shall ensure that it is in compliance with all applicable laws, regulations and certifications it made on the program forms.

Based on the Board's action on June 5, 2017, this project is subject to the Grant Agreement submittal pursuant to School Facility Program Regulation Section 1859.90.4.

The District is responsible for ensuring that the project is compliant with Prevailing Wage Monitoring and/or Labor Compliance Program requirements at the time construction contracts are executed and/or construction commenced.

SCHOOL DISTRICT DATA

Application No: 57/66837-00-001 County: Placer
 School District: Foresthill Union Elementary School Name: Foresthill Divide

PROJECT DATA

Type of Project: Elementary School Application Filing Basis: Site Specific
 Pupils Assigned Under 50 Yrs: K-6: 97
 7-8: 60
 9-12:
 Non-Severe:
 Severe:
 Financial Hardship Requested: No Recommended Acres: 10.8
 Alternative Education School: No Existing Acres: 15.78

ADJUSTED GRANT DATA

Modernization Grant - Under 50 Yrs	\$ 706,668.00
Project Assistance	3,772.00
Fire Detection Alarm	22,451.00
Prevailing Wage Monitoring	1,232.00
Geographic Index Factor 5 %	38,929.00
Small Size Project	28,267.00
Accessibility/Fire Code Req.	21,200.00
Total State Share (60%)	822,519.00
District Share (40%)	548,346.00
Total Project Cost	<u>\$ 1,370,865.00</u>

PROJECT FINANCING

<u>State Share</u>	
This Project	\$ 822,519.00
<u>District Share</u>	
Cash Contribution	548,346.00
Financial Hardship	
Total Project Cost	<u>\$ 1,370,865.00</u>

HISTORY OF PROJECT COST AND APPORTIONMENT

	Fund Code	Proposition	Previously Authorized	Authorized This Action	Unfunded Approval This Action
<u>State Share</u>					
Modernization/Additional Grant	951-570	51	\$	\$ 822,519.00	\$ 822,519.00
<u>District Share</u>					
Cash Contribution				548,346.00	
Total			\$	<u>\$ 1,370,865.00</u>	<u>\$ 822,519.00</u>

Funding Source: Proposition 51 Bonds/2016-Nov.

Pursuant to the Board's action on March 11, 2009, this application has been approved and placed on the Unfunded List. This approval does not constitute a guarantee or commitment of future State funding.

The District shall ensure that it is in compliance with all applicable laws, regulations and certifications it made on the program forms.

Based on the Board's action on June 5, 2017, this project is subject to the Grant Agreement submittal pursuant to School Facility Program Regulation Section 1859.90.4.

The District is responsible for ensuring that the project is complaint with Prevailing Wage Monitoring and/or Labor Compliance Program requirements at the time construction contracts are executed and/or construction commenced.

SCHOOL DISTRICT DATA

Application No: 57/68502-00-002	County: San Joaquin
School District: Escalon Unified	School Name: Escalon High

PROJECT DATA

Type of Project: High School	Application Filing Basis: Site Specific
Pupils Assigned Under 50 Yrs:	Pupils Assigned Over 50 Yrs:
K-6:	K-6:
7-8:	7-8:
9-12: 163	9-12: 652
Non-Severe: 14	Non-Severe: 59
Severe:	Severe:
Financial Hardship Requested: No	Recommended Acres: 33.6
Alternative Education School: No	Existing Acres: 34

ADJUSTED GRANT DATA

Modernization Grant - Under 50 Yrs	\$ 1,125,611.00
Modernization Grant - Over 50 Yrs	6,292,511.00
Fire Detection Alarm	135,817.00
Prevailing Wage Monitoring	11,665.00
Accessibility/Fire Code Req.	222,544.00
Total State Share (60%)	7,788,148.00
District Share (40%)	5,192,099.00
Total Project Cost	\$ 12,980,247.00

PROJECT FINANCING

<u>State Share</u>	
This Project	\$ 7,788,148.00
<u>District Share</u>	
Cash Contribution	5,192,099.00
Financial Hardship	
Total Project Cost	\$ 12,980,247.00

HISTORY OF PROJECT COST AND APPORTIONMENT

	Fund Code	Proposition	Previously Authorized	Authorized This Action	Unfunded Approval This Action
<u>State Share</u>					
Modernization/Additional Grant	951-570	51	\$	\$ 7,788,148.00	\$ 7,788,148.00
<u>District Share</u>					
Cash Contribution				5,192,099.00	
Total			\$	\$ 12,980,247.00	\$ 7,788,148.00

Funding Source: Proposition 51 Bonds/2016-Nov.

Pursuant to the Board's action on March 11, 2009, this application has been approved and placed on the Unfunded List. This approval does not constitute a guarantee or commitment of future State funding.

The District shall ensure that it is in compliance with all applicable laws, regulations and certifications it made on the program forms.

Based on the Board's action on June 5, 2017, this project is subject to the Grant Agreement submittal pursuant to School Facility Program Regulation Section 1859.90.4.

The District is responsible for ensuring that the project is compliant with Prevailing Wage Monitoring and/or Labor Compliance Program requirements at the time construction contracts are executed and/or construction commenced.

SCHOOL DISTRICT DATA

Application No: 57/65391-00-007 School District: Mill Valley Elementary	County: Marin School Name: Strawberry Point Elementary
--	---

PROJECT DATA

Type of Project: Elementary School Pupils Assigned Over 50 Years: K-6: 185 7-8: 9-12: Non-Severe: 12 Severe:	Application Filing Basis: Site Specific Financial Hardship Requested: No Alternative Education School: No Recommended Acres: 6 Existing Acres: 6.31
---	--

ADJUSTED GRANT DATA

Modernization Grant - Over 50 Yrs	\$ 1,288,507.00
Fire Detection Alarm	29,623.00
Prevailing Wage Monitoring	2,337.00
Site Development	54,561.00
Accessibility/Fire Code Req.	185,219.00
Total State Share (60%)	<u>1,560,247.00</u>
District Share (40%)	<u>1,040,165.00</u>
Total Project Cost	<u>\$ 2,600,412.00</u>

PROJECT FINANCING

State Share	
This Project	\$ 1,560,247.00
District Share	
Cash Contribution	1,040,165.00
Financial Hardship	
Total Project Cost	<u>\$ 2,600,412.00</u>

HISTORY OF PROJECT COST AND APPORTIONMENT

	Fund Code	Proposition	Previously Authorized	Authorized This Action	Unfunded Approval This Action
State Share					
Modernization/Additional Grant	951-570	51	\$	\$ 1,560,247.00	\$ 1,560,247.00
District Share					
Cash Contribution				<u>1,040,165.00</u>	
Total			<u>\$</u>	<u>\$ 2,600,412.00</u>	<u>\$ 1,560,247.00</u>

Funding Source: Proposition 51 Bonds/2016-Nov.

Pursuant to the Board's action on March 11, 2009, this application has been approved and placed on the Unfunded List. This approval does not constitute a guarantee or commitment of future State funding.

The District shall ensure that it is in compliance with all applicable laws, regulations and certifications it made on the program forms.

Based on the Board's action on June 5, 1027, this project is subject to the Grant Agreement submittal pursuant to School Facility Program Regulation Section 1859.90.4.

The District is responsible for ensuring that the project is compliant with Prevailing Wage Monitoring and/or Labor Compliance Program requirements at the time construction contracts are executed and/or construction commenced.

SCHOOL DISTRICT DATA

Application No: 57/65391-00-008 County: Marin
 School District: Mill Valley Elementary School Name: Park Elementary

PROJECT DATA

Type of Project: Elementary School Application Filing Basis: Site Specific
 Pupils Assigned Over 50 Years: K-6: 76
 7-8:
 9-12:
 Non-Severe:
 Severe:
 Financial Hardship Requested: No Recommended Acres: 7.3
 Alternative Education School: No Existing Acres: 2.75

ADJUSTED GRANT DATA

Modernization Grant - Over 50 Yrs	\$ 465,044.00
Fire Detection Alarm	10,868.00
Prevailing Wage Monitoring	1,299.00
Urban/Security/Impacted Site	104,290.00
Site Development	93,009.00
Accessibility/Fire Code Req.	192,751.00
Total State Share (60%)	867,261.00
District Share (40%)	578,174.00
Total Project Cost	<u>\$ 1,445,435.00</u>

PROJECT FINANCING

<u>State Share</u>	
This Project	\$ 867,261.00
<u>District Share</u>	
Cash Contribution	578,174.00
Financial Hardship	
Total Project Cost	<u>\$ 1,445,435.00</u>

HISTORY OF PROJECT COST AND APPORTIONMENT

	Fund Code	Proposition	Previously Authorized	Authorized This Action	Unfunded Approval This Action
<u>State Share</u>					
Modernization/Additional Grant	951-570	51	\$	\$ 867,261.00	\$ 867,261.00
<u>District Share</u>					
Cash Contribution				578,174.00	
Total			\$	<u>\$ 1,445,435.00</u>	<u>\$ 867,261.00</u>

Funding Source: Proposition 51 Bonds/2016-Nov.

Pursuant to the Board's action on March 11, 2009, this application has been approved and placed on the Unfunded List. This approval does not constitute a guarantee or commitment of future State funding.

The District shall ensure that it is in compliance with all applicable laws, regulations and certifications it made on the program forms.

Based on the Board's action on June 5, 2017, this project is subject to the Grant Agreement submittal pursuant to School Facility Program Regulation Section 1859.90.4.

The District is responsible for ensuring that the project is compliant with Prevailing Wage Monitoring and/or Labor Compliance Program requirements at the time construction contracts are executed and/or construction commenced.

SCHOOL DISTRICT DATA

Application No: 50/73650-00-019
 School District: Irvine Unified

County: Orange
 School Name: Northwood High

PROJECT DATA

Type of Project: High School
 K-6:
 7-8:
 9-12: 189
 Non-Severe:
 Severe: 27
 Application Filing Basis: District Wide
 Number of Classrooms: 10
 Master Acres: 53.6
 Existing Acres: 40
 Proposed Acres:
 Recommended Acres: 51
 Facility Hardship (a): No
 Financial Hardship Requested: No
 Alternative Education School: No
 Addition to Existing Site: Yes

ADJUSTED GRANT DATA

New Construction Grant	\$	3,819,744.00
Fire Detection Alarm		7,425.00
Prevailing Wage Monitoring		5,974.00
SDC Therapy Toilet	300 Sq. Ft.	102,000.00
SDC Therapy Other	467 Sq. Ft.	88,730.00
Multi-Level Constr.	10Crs.	458,369.00
Service Site		221,990.00
Utilities		81,309.00
Total State Share (50%)		4,785,541.00
District Share (50%)		4,785,541.00
Total Project Cost	\$	9,571,082.00

PROJECT FINANCING

State Share
 This Project \$ 4,785,541.00
District Share
 Cash Contribution 4,785,541.00
 Financial Hardship
 Total Project Cost \$ 9,571,082.00

HISTORY OF PROJECT COST AND APPORTIONMENT

	Fund Code	Proposition	Previously Authorized	Authorized This Action	Unfunded Approval This Action
<u>State Share</u>					
New Construction/Add. Grant	947-501	47	\$	\$ 553.30	\$ 553.30
New Construction/Add. Grant	947-500	47		4,784,987.70	4,784,987.70
<u>District Share</u>					
Cash Contribution				4,785,541.00	
Total			\$	9,571,082.00	\$ 4,785,541.00

Funding Source: Proposition 47 Bonds/2002-Nov.

Pursuant to the Board's action on March 11, 2009, this application has been approved and placed on the Unfunded List. This approval does not constitute a guarantee or commitment of future State funding.

The District shall ensure that it is in compliance with all applicable laws, regulations and certifications it made on the program forms.

Based on the Board's action on June 5, 2017, this project is subject to the Grant Agreement submittal pursuant to School Facility Program Regulation Section 1859.90.4.

The District is responsible for ensuring that the project is compliant with Prevailing Wage Monitoring and/or Labor Compliance Program requirements at the time construction contracts are executed and/or construction commenced.

SCHOOL DISTRICT DATA

Application No: 57/64907-00-024 School District: Pomona Unified	County: Los Angeles School Name: Garey Senior High
--	---

PROJECT DATA

Type of Project: High School Pupils Assigned Over 50 Years:	K-6: 7-8: 9-12: 525 Non-Severe: Severe:	Application Filing Basis: Site Specific Recommended Acres: 47.1 Existing Acres: 32.5	
Financial Hardship Requested: No Alternative Education School: No			

ADJUSTED GRANT DATA

Modernization Grant - Over 50 Yrs	\$ 4,447,275.00
Prevailing Wage Monitoring	6,871.00
Accessibility/Fire Code Req.	133,418.00
Total State Share (60%)	4,587,564.00
District Share (40%)	3,058,376.00
Total Project Cost	\$ 7,645,940.00

PROJECT FINANCING

State Share	
This Project	\$ 4,587,564.00
District Share	
Cash Contribution	3,058,376.00
Financial Hardship	
Total Project Cost	\$ 7,645,940.00

HISTORY OF PROJECT COST AND APPORTIONMENT

	Fund Code	Proposition	Previously Authorized	Authorized This Action	Unfunded Approval This Action
State Share					
Modernization/Additional Grant	951-570	51	\$	\$ 4,587,564.00	\$ 4,587,564.00
District Share					
Cash Contribution				3,058,376.00	
Total			\$	\$ 7,645,940.00	\$ 4,587,564.00

Funding Source: Proposition 51 Bonds/2016-Nov.

Pursuant to the Board's action on March 11, 2009, this application has been approved and placed on the Unfunded List. This approval does not constitute a guarantee or commitment of future State funding.

The District shall ensure that it is in compliance with all applicable laws, regulations and certifications it made on the program forms.

Based on the Board's action on June 5, 2017, this project is subject to the Grant Agreement submittal pursuant to School Facility Program Regulation Section 1859.90.4.

The District is responsible for ensuring that the project is compliant with Prevailing Wage Monitoring and/or Labor Compliance Program requirements at the time construction contracts are executed and/or construction commenced.

SCHOOL DISTRICT DATA

Application No: 57/64907-00-025 School District: Pomona Unified	County: Los Angeles School Name: Pomona Senior High
--	--

PROJECT DATA

Type of Project: High School Pupils Assigned Under 50 Yrs: K-6: 7-8: 9-12: 141 Non-Severe: Severe:	Application Filing Basis: Site Specific Pupils Assigned Over 50 Yrs: K-6: 7-8: 9-12: 164 Non-Severe: Severe:
Financial Hardship Requested: No Alternative Education School: No	Recommended Acres: 40.7 Existing Acres: 37.28

ADJUSTED GRANT DATA

Modernization Grant - Under 50 Yrs	\$ 859,959.00
Modernization Grant - Over 50 Yrs	1,389,244.00
Prevailing Wage Monitoring	3,475.00
Accessibility/Fire Code Req.	67,476.00
Total State Share (60%)	2,320,154.00
District Share (40%)	1,546,769.00
Total Project Cost	\$ 3,866,923.00

PROJECT FINANCING

<u>State Share</u>	
This Project	\$ 2,320,154.00
<u>District Share</u>	
Cash Contribution	1,546,769.00
Financial Hardship	
Total Project Cost	\$ 3,866,923.00

HISTORY OF PROJECT COST AND APPORTIONMENT

	Fund Code	Proposition	Previously Authorized	Authorized This Action	Unfunded Approval This Action
<u>State Share</u>					
Modernization/Additional Grant	951-570	51	\$	\$ 2,320,154.00	\$ 2,320,154.00
<u>District Share</u>					
Cash Contribution				1,546,769.00	
Total			\$	\$ 3,866,923.00	\$ 2,320,154.00

Funding Source: Proposition 51 Bonds/2016-Nov.

Pursuant to the Board's action on March 11, 2009, this application has been approved and placed on the Unfunded List. This approval does not constitute a guarantee or commitment of future State funding.

The District shall ensure that it is in compliance with all applicable laws, regulations and certifications it made on the program forms.

The District is responsible for ensuring that the project is compliant with Prevailing Wage Monitoring and/or Labor Compliance Program requirements at the time construction contracts are executed and/or construction commenced.

Based on the Board's action on June 5, 2017, this project is subject to the Grant Agreement submittal pursuant to School Facility Program Regulation Section 1859.90.4.

SCHOOL DISTRICT DATA

Application No: 57/64725-00-017 School District: Long Beach Unified	County: Los Angeles School Name: Lindsey Academy
--	---

PROJECT DATA

Type of Project: Middle School Pupils Assigned Under 50 Yrs:	K-6: 7-8: 801 9-12: Non-Severe: 39 Severe:	Application Filing Basis: Site Specific Recommended Acres: 14 Existing Acres: 11	
---	---	---	--

ADJUSTED GRANT DATA

Modernization Grant - Under 50 Yrs	\$ 4,097,307.00
Fire Detection Alarm	124,839.00
Prevailing Wage Monitoring	6,518.00
Accessibility/Fire Code Req.	122,919.00
Total State Share (60%)	4,351,583.00
District Share (40%)	2,901,055.00
Total Project Cost	\$ 7,252,638.00

PROJECT FINANCING

State Share	
This Project	\$ 4,351,583.00
District Share	
Cash Contribution	2,901,055.00
Financial Hardship	
Total Project Cost	\$ 7,252,638.00

HISTORY OF PROJECT COST AND APPORTIONMENT

	Fund Code	Proposition	Previously Authorized	Authorized This Action	Unfunded Approval This Action
State Share					
Modernization/Additional Grant	951-570	51	\$	\$ 4,351,583.00	\$ 4,351,583.00
District Share					
Cash Contribution				2,901,055.00	
Total			\$	\$ 7,252,638.00	\$ 4,351,583.00

Funding Source: Proposition 51 Bonds/2016-Nov.

Pursuant to the Board's action on March 11, 2009, this application has been approved and placed on the Unfunded List. This approval does not constitute a guarantee or commitment of future State funding.

The District shall ensure that it is in compliance with all applicable laws, regulations and certifications it made on the program forms.

Based on the Board's action on June 5, 2017, this project is subject to the Grant Agreement submittal pursuant to School Facility Program Regulation Section 1859.90.4.

The District is responsible for ensuring that the project is compliant with Prevailing Wage Monitoring and/or Labor Compliance Program requirements at the time construction contracts are executed and/or construction commenced.

SCHOOL DISTRICT DATA

Application No: 57/64725-00-018 County: Los Angeles
 School District: Long Beach Unified School Name: Newcomb Academy

PROJECT DATA

Type of Project: Elementary School Pupils Assigned Under 50 Yrs: <table border="0" style="margin-left: 20px;"> <tr><td>K-6:</td><td>48</td></tr> <tr><td>7-8:</td><td>20</td></tr> <tr><td>9-12:</td><td></td></tr> <tr><td>Non-Severe:</td><td>2</td></tr> <tr><td>Severe:</td><td>1</td></tr> </table> Financial Hardship Requested: No Alternative Education School: No	K-6:	48	7-8:	20	9-12:		Non-Severe:	2	Severe:	1	Application Filing Basis: Site Specific Pupils Assigned Over 50 Yrs: <table border="0" style="margin-left: 20px;"> <tr><td>K-6:</td><td>629</td></tr> <tr><td>7-8:</td><td>266</td></tr> <tr><td>9-12:</td><td></td></tr> <tr><td>Non-Severe:</td><td>36</td></tr> <tr><td>Severe:</td><td>16</td></tr> </table> Recommended Acres: 21.1 Existing Acres: 13.33	K-6:	629	7-8:	266	9-12:		Non-Severe:	36	Severe:	16
K-6:	48																				
7-8:	20																				
9-12:																					
Non-Severe:	2																				
Severe:	1																				
K-6:	629																				
7-8:	266																				
9-12:																					
Non-Severe:	36																				
Severe:	16																				

ADJUSTED GRANT DATA

Modernization Grant - Under 50 Yrs	\$ 337,371.00
Modernization Grant - Over 50 Yrs	6,351,645.00
Fire Detection Alarm	154,439.00
Prevailing Wage Monitoring	10,919.00
Accessibility/Fire Code Req.	200,670.00
Two Stop Elevators	235,334.00
Total State Share (60%)	7,290,378.00
District Share (40%)	4,860,252.00
Total Project Cost	<u>\$ 12,150,630.00</u>

PROJECT FINANCING

<u>State Share</u>	
This Project	\$ 7,290,378.00
<u>District Share</u>	
Cash Contribution	4,860,252.00
Financial Hardship	
Total Project Cost	<u>\$ 12,150,630.00</u>

HISTORY OF PROJECT COST AND APPORTIONMENT

	Fund Code	Proposition	Previously Authorized	Authorized This Action	Unfunded Approval This Action
<u>State Share</u>					
Modernization/Additional Grant	951-570	51	\$	\$ 7,290,378.00	\$ 7,290,378.00
<u>District Share</u>					
Cash Contribution				4,860,252.00	
Total			\$	<u>\$ 12,150,630.00</u>	<u>\$ 7,290,378.00</u>

Funding Source: Proposition 51 Bonds/2016-Nov.

Pursuant to the Board's action on March 11, 2009, this application has been approved and placed on the Unfunded List. This approval does not constitute a guarantee or commitment of future State funding.

The District shall ensure that it is in compliance with all applicable laws, regulations and certifications it made on the program forms.

The District is responsible for ensuring that the project is compliant with Prevailing Wage Monitoring and/or Labor Compliance Program requirements at the time construction contracts are executed and/or construction commenced.

Based on the Board's action on June 5, 2017, this project is subject to the Grant Agreement submittal pursuant to School Facility Program Regulation Section 1859.90.4.

SCHOOL DISTRICT DATA

Application No: 57/67686-00-015 County: San Bernardino
 School District: Colton Joint Unified School Name: Jurupa Vista Elementary

PROJECT DATA

Type of Project: Elementary School Application Filing Basis: Site Specific
 Pupils Assigned Under 50 Yrs: K-6: 236
 7-8:
 9-12:
 Non-Severe: 13
 Severe:
 Financial Hardship Requested: No Recommended Acres: 9.8
 Alternative Education School: No Existing Acres: 10

ADJUSTED GRANT DATA

Modernization Grant - Under 50 Yrs	\$ 1,161,427.00
Fire Detection Alarm	37,180.00
Prevailing Wage Monitoring	1,850.00
Accessibility/Fire Code Req.	34,843.00
Total State Share (60%)	1,235,300.00
District Share (40%)	823,533.00
Total Project Cost	<u>\$ 2,058,833.00</u>

PROJECT FINANCING

<u>State Share</u>	
This Project	\$ 1,235,300.00
<u>District Share</u>	
Cash Contribution	823,533.00
Financial Hardship	
Total Project Cost	<u>\$ 2,058,833.00</u>

HISTORY OF PROJECT COST AND APPORTIONMENT

	Fund Code	Proposition	Previously Authorized	Authorized This Action	Unfunded Approval This Action
<u>State Share</u>					
Modernization/Additional Grant	951-570	51	\$	\$ 1,235,300.00	\$ 1,235,300.00
<u>District Share</u>					
Cash Contribution				823,533.00	
Total			\$	<u>\$ 2,058,833.00</u>	<u>\$ 1,235,300.00</u>

Funding Source: Proposition 51 Bonds/2016-Nov.

Pursuant to the Board's action on March 11, 2009, this application has been approved and placed on the Unfunded List. This approval does not constitute a guarantee or commitment of future State funding.

The District shall ensure that it is in compliance with all applicable laws, regulations and certifications it made on the program forms.

Based on the Board's action on June 5, 2017, this project is subject to the Grant Agreement submittal pursuant to School Facility Program Regulation Section 1859.90.4.

The District is responsible for ensuring that the project is compliant with Prevailing Wage Monitoring and/or Labor Compliance Program requirements at the time construction contracts are executed and/or construction commenced.

SCHOOL DISTRICT DATA

Application No: 57/67686-00-016 School District: Colton Joint Unified	County: San Bernardino School Name: Cooley Ranch Elementary
--	--

PROJECT DATA

Type of Project: Elementary School Pupils Assigned Under 50 Yrs: K-6: 200 7-8: 9-12: Non-Severe: Severe:	Application Filing Basis: Site Specific Financial Hardship Requested: No Alternative Education School: No Recommended Acres: 10.1 Existing Acres: 10
---	---

ADJUSTED GRANT DATA

Modernization Grant - Under 50 Yrs	\$ 880,800.00
Fire Detection Alarm	28,600.00
Prevailing Wage Monitoring	1,457.00
Small Size Project	35,232.00
Accessibility/Fire Code Req.	26,424.00
Total State Share (60%)	972,513.00
District Share (40%)	648,342.00
Total Project Cost	\$ 1,620,855.00

PROJECT FINANCING

<u>State Share</u>	
This Project	\$ 972,513.00
<u>District Share</u>	
Cash Contribution	648,342.00
Total Project Cost	\$ 1,620,855.00

HISTORY OF PROJECT COST AND APPORTIONMENT

	Fund Code	Proposition	Previously Authorized	Authorized This Action	Unfunded Approval This Action
<u>State Share</u>					
Modernization/Additional Grant	951-570	51	\$	\$ 972,513.00	\$ 972,513.00
<u>District Share</u>					
Cash Contribution				648,342.00	
Total			\$	\$ 1,620,855.00	\$ 972,513.00

Funding Source: Proposition 51 Bonds/2016-Nov.

Pursuant to the Board's action on March 11, 2009, this application has been approved and placed on the Unfunded List. This approval does not constitute a guarantee or commitment of future State funding.

The District shall ensure that it is in compliance with all applicable laws, regulations and certifications it made on the program forms.

Based on the Board's action on June 5, 2017, this project is subject to the Grant Agreement submittal pursuant to School Facility Program Regulation Section 1859.90.4.

The District is responsible for ensuring that the project is compliant with Prevailing Wage Monitoring and/or Labor Compliance Program requirements at the time construction contracts are executed and/or construction commenced.

SCHOOL DISTRICT DATA

Application No: 57/67686-00-017 County: San Bernardino
 School District: Colton Joint Unified School Name: Reche Canyon Elementary

PROJECT DATA

Type of Project: Elementary School Application Filing Basis: Site Specific
 Pupils Assigned Under 50 Yrs: K-6: 177
 7-8:
 9-12:
 Non-Severe:
 Severe:
 Financial Hardship Requested: No Recommended Acres: 12.1
 Alternative Education School: No Existing Acres: 10.6

ADJUSTED GRANT DATA

Modernization Grant - Under 50 Yrs	\$ 779,508.00
Fire Detection Alarm	25,311.00
Prevailing Wage Monitoring	1,289.00
Small Size Project	31,180.00
Accessibility/Fire Code Req.	23,385.00
Total State Share (60%)	860,673.00
District Share (40%)	573,782.00
Total Project Cost	\$ 1,434,455.00

PROJECT FINANCING

<u>State Share</u>	
This Project	\$ 860,673.00
<u>District Share</u>	
Cash Contribution	573,782.00
Financial Hardship	
Total Project Cost	\$ 1,434,455.00

HISTORY OF PROJECT COST AND APPORTIONMENT

	Fund Code	Proposition	Previously Authorized	Authorized This Action	Unfunded Approval This Action
<u>State Share</u>					
Modernization/Additional Grant	951-570	51	\$	\$ 860,673.00	\$ 860,673.00
<u>District Share</u>					
Cash Contribution				573,782.00	
Total			\$	\$ 1,434,455.00	\$ 860,673.00

Funding Source: Proposition 51 Bonds/2016-Nov.

Pursuant to the Board's action on March 11, 2009, this application has been approved and placed on the Unfunded List. This approval does not constitute a guarantee or commitment of future State funding.

The District shall ensure that it is in compliance with all applicable laws, regulations and certifications it made on the program forms.

Based on the Board's action on June 5, 2017, this project is subject to the Grant Agreement submittal pursuant to School Facility Program Regulation Section 1859.90.4.

The District is responsible for ensuring that the project is compliant with Prevailing Wage Monitoring and/or Labor Compliance Program requirements at the time construction contracts are executed and/or construction commenced.

SCHOOL DISTRICT DATA

Application No: 57/71571-00-001 County: Tehama
 School District: Los Molinos Unified School Name: Vina Elementary

PROJECT DATA

Type of Project: Elementary School Application Filing Basis: Site Specific
 Pupils Assigned Over 50 Years: K-6: 57
 7-8: 25
 9-12:
 Non-Severe:
 Severe:
 Financial Hardship Requested: Yes Recommended Acres: 6.3
 Alternative Education School: No Existing Acres: 4

ADJUSTED GRANT DATA

Modernization Grant - Over 50 Yrs	\$ 510,558.00
Project Assistance	3,772.00
Fire Detection Alarm	11,726.00
Small Size Project	61,267.00
Accessibility/Fire Code Req.	174,807.00
Total State Share (60%)	762,130.00
District Share (40%)	508,087.00
Total Project Cost	\$ 1,270,217.00

PROJECT FINANCING

<u>State Share</u>	
This Project	\$ 762,130.00
<u>District Share</u>	
Cash Contribution	39,070.00
Financial Hardship	469,017.00
Total Project Cost	\$ 1,270,217.00

HISTORY OF PROJECT COST AND APPORTIONMENT

	Fund Code	Proposition	Previously Authorized	Authorized This Action	Unfunded Approval This Action
<u>State Share</u>					
Modernization/Additional Grant	057-570	1D	\$ 57,962.00		
Modernization/Additional Grant	951-570	51		\$ 704,168.00	\$ 704,168.00
<u>District Share</u>					
Cash Contribution			12,508.00	26,562.00	
Financial Hardship	057-570	1D	26,134.00		
Financial Hardship	951-570	51		442,883.00	442,883.00
Total			\$ 96,604.00	\$ 1,173,613.00	\$ 1,147,051.00

Funding Sources: Proposition 1D Bonds/2006-Nov.; Proposition 51 Bonds/2016-Nov.

Pursuant to the Board's action on March 11, 2009, this application has been approved and placed on the Unfunded List. This approval does not constitute a guarantee or commitment of future State funding.

Amounts shown for financial hardship assistance are subject to adjustment as a result of a review of the District's financial records pursuant to Regulation Section 1859.81(a) at the time of apportionment.

The District shall ensure that it is in compliance with all applicable laws, regulations and certifications it made on the program forms.

Pursuant to Education Code Section 17070.50, valid Division of the State Architect and/or California Department of Education approval(s) must be obtained for the project prior to receiving an Apportionment. Otherwise, the project will receive an occurrence of non-participation pursuant to School Facility Program Regulation Section 1859.90.3.

Based on the Board's action on June 5, 2017, this project is subject to the Grant Agreement submittal pursuant to School Facility Program Regulation Section 1859.90.4.

The District qualifies for financial hardship pursuant to SFP Regulation Section 1859.81(c)(4). The District has demonstrated it is financially unable to provide all or a part of the matching funds and is levying the developer fees or equal alternative revenue source justifies by law. The District's total bonding capacity (as of March 22, 2018) is \$5 million or less.

The District is responsible for ensuring that the project is compliant with Prevailing Wage Monitoring and/or Labor Compliance Program requirements at the time construction contracts are executed and/or construction commenced.

SCHOOL DISTRICT DATA

Application No: 57/71571-00-002 County: Tehama
 School District: Los Molinos Unified School Name: Los Molinos Elementary

PROJECT DATA

Type of Project:	Middle School	Application Filing Basis:	Site Specific
Pupils Assigned Under 50 Yrs:		Pupils Assigned Over 50 Yrs:	
K-6:	139	K-6:	125
7-8:	38	7-8:	35
9-12:		9-12:	
Non-Severe:		Non-Severe:	
Severe:		Severe:	
Financial Hardship Requested:	Yes	Recommended Acres:	8.9
Alternative Education School:	No	Existing Acres:	13

ADJUSTED GRANT DATA

Modernization Grant - Under 50 Yrs	\$ 789,160.00
Modernization Grant - Over 50 Yrs	991,360.00
Project Assistance	3,772.00
Fire Detection Alarm	48,191.00
Accessibility/Fire Code Req.	<u>53,416.00</u>
Total State Share (60%)	1,885,899.00
District Share (40%)	<u>1,257,266.00</u>
Total Project Cost	\$ 3,143,165.00

PROJECT FINANCING

<u>State Share</u>	
This Project	\$ 1,885,899.00
<u>District Share</u>	
Cash Contribution	50,949.00
Financial Hardship	<u>1,206,317.00</u>
Total Project Cost	\$ 3,143,165.00

HISTORY OF PROJECT COST AND APPORTIONMENT

	Fund Code	Proposition	Previously Authorized	Authorized This Action	Unfunded Approval This Action
<u>State Share</u>					
Modernization/Additional Grant	057-570	1D	\$ 141,293.00		
Modernization/Additional Grant	951-570	51		\$ 1,744,606.00	\$ 1,744,606.00
<u>District Share</u>					
Cash Contribution			50,949.00		
Financial Hardship	057-570	1D	43,246.00		
Financial Hardship	951-570	51		<u>1,163,071.00</u>	<u>1,163,071.00</u>
Total			\$ 235,488.00	\$ 2,907,677.00	\$ 2,907,677.00

Funding Sources: Proposition 1D Bonds/2006-Nov.; Proposition 51 Bonds/2016-Nov.

Pursuant to the Board's action on March 11, 2009, this application has been approved and placed on the Unfunded List. This approval does not constitute a guarantee or commitment of future State funding.

Amounts shown for financial hardship assistance are subject to adjustment as a result of a review of the District's financial records pursuant to Regulation Section 1859.81(a) at the time of apportionment.

The District shall ensure that it is in compliance with all applicable laws, regulations and certifications it made on the program forms.

Pursuant to Education Code Section 17070.50, valid Division of the State Architect and/or California Department of Education approval(s) must be obtained for the project prior to receiving an Apportionment. Otherwise, the project will receive an occurrence of non-participation pursuant to School Facility Program Regulation Section 1859.90.3.

Based on the Board's action on June 5, 2017, this project is subject to the Grant Agreement submittal pursuant to School Facility Program Regulation Section 1859.90.4.

The District qualifies for financial hardship pursuant to SFP Regulation Section 1859.81(c)(4). The District has demonstrated it is financially unable to provide all or a part of the matching funds and is levying the developer fees or equal alternative revenue source justifies by law. The District's total bonding capacity (as of March 22, 2018) is \$5 million or less.

The District is responsible for ensuring that the project is compliant with Prevailing Wage Monitoring and/or Labor Compliance Program requirements at the time construction contracts are executed and/or construction commenced.

SCHOOL DISTRICT DATA

Application No: 57/71571-00-003 School District: Los Molinos Unified	County: Tehama School Name: Los Molinos High
---	---

PROJECT DATA

Type of Project: High School Pupils Assigned Under 50 Yrs: K-6: 7-8: 9-12: 80 Non-Severe: Severe:	Application Filing Basis: Site Specific Pupils Assigned Over 50 Yrs: K-6: 7-8: 9-12: 113 Non-Severe: Severe:
Financial Hardship Requested: Yes Alternative Education School: No	Recommended Acres: 25.3 Existing Acres: 13

ADJUSTED GRANT DATA

Modernization Grant - Under 50 Yrs	\$ 487,920.00
Modernization Grant - Over 50 Yrs	957,223.00
Project Assistance	3,772.00
Fire Detection Alarm	27,599.00
Small Size Project	57,806.00
Accessibility/Fire Code Req.	95,319.00
Total State Share (60%)	1,629,639.00
District Share (40%)	1,086,426.00
Total Project Cost	\$ 2,716,065.00

PROJECT FINANCING

State Share	
This Project	\$ 1,629,639.00
District Share	
Cash Contribution	19,661.00
Financial Hardship	1,066,765.00
Total Project Cost	\$ 2,716,065.00

HISTORY OF PROJECT COST AND APPORTIONMENT

	Fund Code	Proposition		Previously Authorized	Authorized This Action	Unfunded Approval This Action
State Share						
Modernization/Additional Grant	057-570	1D	\$	140,049.00		
Modernization/Additional Grant	951-570	51			\$ 1,489,590.00	\$ 1,489,590.00
District Share						
Cash Contribution				19,661.00		
Financial Hardship	057-570	1D		73,705.00		
	951-570	51			993,060.00	993,060.00
Total			\$	233,415.00	\$ 2,482,650.00	\$ 2,482,650.00

Funding Sources: Proposition 1D Bonds/2006-Nov.; Proposition 51 Bonds/2016-Nov.
 Pursuant to the Board's action on March 11, 2009, this application has been approved and placed on the Unfunded List. This approval does not constitute a guarantee or commitment of future State funding.

Amounts shown for financial hardship assistance are subject to adjustment as a result of a review of the District's financial records pursuant to Regulation Section 1859.81(a) at the time of apportionment.
 The District shall ensure that it is in compliance with all applicable laws, regulations and certifications it made on the program forms.
 Pursuant to Education Code Section 17070.50, valid Division of the State Architect and/or California Department of Education approval(s) must be obtained for the project prior to receiving an Apportionment. Otherwise, the project will receive an occurrence of non-participation pursuant to School Facility Program Regulation Section 1859.90.3.

Based on the Board's action on June 5, 2017, this project is subject to the Grant Agreement submittal pursuant to School Facility Program Regulation Section 1859.90.4.

The District qualifies for financial hardship pursuant to SFP Regulation Section 1859.81(c)(4). The District has demonstrated it is financially unable to provide all or a part of the matching funds and is levying the developer fees or equal alternative revenue source justifies by law. The District's total bonding capacity (as of March 22, 2018) is \$5 million or less.

The District is responsible for ensuring that the project is compliant with Prevailing Wage Monitoring and/or Labor Compliance Program requirements at the time construction contracts are executed and/or construction commenced.

SCHOOL DISTRICT DATA

Application No: 51/68114-00-003
School District: Fallbrook Union Elementary

County: San Diego
School Name: Mary Fay Pendleton Elementary

PROJECT DATA

Type of Project: Elementary School
K-6:
7-8:
9-12:
Non-Severe:
Severe:
Application Filing Basis: Site Specific
Number of Classrooms: 52
Master Acres: 20.4
Existing Acres: 13.75
Proposed Acres:
Recommended Acres: 16.5
Facility Hardship (a): Yes
Financial Hardship Requested: No
Alternative Education School: No
Addition to Existing Site: No

ADJUSTED GRANT DATA

Service Site	\$ 64,614.00
Fac. Hardship Other 3710 Sq. Ft.	704,900.00
Total State Share (50%)	769,514.00
District Share (50%)	769,514.00
Total Project Cost	\$ 1,539,028.00

PROJECT FINANCING

State Share	
This Project	\$ 769,514.00
District Share	
Cash Contribution	769,514.00
Financial Hardship	
Total Project Cost	\$ 1,539,028.00

HISTORY OF PROJECT COST AND APPORTIONMENT

	Fund Code	Proposition	Previously Authorized	Authorized This Action	Unfunded Approval This Action
State Share					
New Construction/Add. Grant	957-505	1D	\$ 739,834.00	\$ 29,680.00	\$ 29,680.00
District Share					
Cash Contribution			739,834.00	29,680.00	
Total			\$ 1,479,668.00	\$ 59,360.00	\$ 29,680.00

Funding Source: Proposition 1D Bonds/2006-Nov.

Pursuant to the Board's action on March 11, 2009, this application has been approved and placed on the Unfunded List. This approval does not constitute a guarantee or commitment of future State funding.

The District shall ensure that it is in compliance with all applicable laws, regulations and certifications it made on the program forms.

Based on the Board's action on June 5, 2017, this project is subject to the Grant Agreement submittal pursuant to School Facility Program Regulation Section 1859.90.4.

The District is responsible for ensuring that the project is compliant with Prevailing Wage Monitoring and/or Labor Compliance Program requirements at the time construction contracts are executed and/or construction commenced.

The project is being adjusted for the current year Construction Cost Index adjustment.

SCHOOL DISTRICT DATA

Application Number:.....50/71043-00-012 School District:.....Ceres Unified
 County:.....Stanislaus School Name:.....Walt L. Hanline Elementary
 Financial Hardship.....Yes Date of Financial Hardship status:.....November 1, 2010
 Qualifying Financial Hardship Criteria: SFP Regulation Section 1859.81(c)(1).

PURPOSE OF REPORT

To recommend accounting revisions to close out a completed project.

DESCRIPTION

A review of expenditures reported by the District has been made and the revisions indicated are necessary to close out this completed project. A review of expenditures reported by the District indicates that per SFP Regulation Sections 1859.74 and 1859.106, the District was over-funded for relocation assistance, hazardous waste, and Department of Toxic Substances Control (DTSC) costs in the amount of \$326,916.90. The District has concurred with the findings and agrees to return the State funds in the amount of \$326,916.90.

Detail of Final Cost & Financing

Budget Item	Currently Approved	Required Change	Revised Approval
SFP New Construction	\$ 7,279,146.00	\$ 0.00	\$ 7,279,146.00
SFP Site Acquisition	745,000.00	0.00	745,000.00
SFP Site Relocation	102,750.00	(102,750.00)	0.00
SFP Site Other	29,800.00	0.00	29,800.00
SFP Service Site	879,246.00	0.00	879,246.00
SFP General Site	578,252.00	0.00	578,252.00
SFP Offsite	220,845.00	0.00	220,845.00
SFP Utilities	50,362.00	0.00	50,362.00
SFP Financial Hardship	10,015,231.00	(163,458.45)	9,851,772.55
SFP Site DTSC Fee	4,073.00	(845.45)	3,227.55
SFP Site Hazardous Removal	59,863.00	(59,863.00)	0.00
SFP Fire Detection /Alarm	9,082.00	0.00	9,082.00
SFP Fire Sprinklers	123,174.00	0.00	123,174.00
SFP Labor Compliance Program	47,388.00	0.00	47,388.00
Total State Apportionment	\$ 20,144,212.00	\$ (326,916.90)	\$ 19,817,295.10
Financing			
District Contribution	\$ 113,750.00	\$ 0.00	\$ 113,750.00
State (SFP)	10,128,981.00	(163,458.45)	9,965,522.55
Financial Hardship (SFP)	10,015,231.00	(163,458.45)	9,851,772.55
Total Project Costs	\$ 20,257,962.00	\$ (326,916.90)	\$ 19,931,045.10

RECOMMENDATIONS

1. Approve a decrease of \$326,916.90 in the total project cost from \$20,257,962.00 to \$19,931,045.10.
2. Approve a decrease of \$163,458.45 in the State Apportionment [Bonds/2006-Nov.; 057- 500] from \$10,128,981.00 to \$9,965,522.55.
3. Approve a decrease of \$163,458.45 in the Financial Hardship Contribution [Bonds/ 2006-Nov.; 057-500] from \$10,015,231.00 to \$9,851,772.55.
4. Require the District to return State funds in the amount of \$326,916.90.

SCHOOL DISTRICT DATA

Application Number:.....50/71902-00-006 School District:.....Earlimart Elementary
 County:.....Tulare School Name.....Earlimart Intermediate
 Financial Hardship.....Yes Date of Financial Hardship status:.....April 9, 2008
 Qualifying Financial Hardship Criteria: SFP Regulation Section 1859.81(c)(4).

PURPOSE OF REPORT

To recommend accounting revisions to close out a completed project.

DESCRIPTION

A review of expenditures reported by the District has been made and the revisions indicated are necessary to close out this completed project. This is a Financial Hardship project and has savings in the amount of \$365,347 and interest earned of \$16,464 due after three years. School Facility Program Regulation Section 1859.103 states that “the State’s portion of any savings declared by the district or determined by the OPSC by audit must be used to reduce the SFP financial hardship grant of that project...any interest earned on a financial hardship project not expended on eligible project expenditures will be treated as savings and will be used to reduce the SFP financial hardship grant for that project.” The District has concurred with the findings and has agreed to return State funds in the amount of \$381,811.

Detail of Final Cost & Financing

Budget Item	Currently Approved	Required Change	Revised Approval
SFP New Construction	\$ 1,149,070.00	\$ (182,674.00)	\$ 966,396.00
SFP Service Site	32,153.00	0.00	32,153.00
SFP Utilities	11,528.00	0.00	11,528.00
SFP Small School	45,963.00	0.00	45,963.00
SFP Financial Hardship	1,142,246.00	(182,673.00)	959,573.00
SFP Project Assistance	5,333.00	0.00	5,333.00
SFP Fire Detection/Alarm	1,300.00	0.00	1,300.00
Total State Apportionment	\$ <u>2,387,593.00</u>	\$ <u>(365,347.00)</u>	\$ <u>2,022,246.00</u>
Financing			
District Contribution	\$ 103,101.00	\$ 0.00	\$ 103,101.00
State (SFP)	1,245,347.00	(182,674.00)	1,062,673.00
Financial Hardship (SFP)	1,142,246.00	(182,673.00)	959,573.00
Total Project Costs	\$ <u>2,490,694.00</u>	\$ <u>(365,347.00)</u>	\$ <u>2,125,347.00</u>

RECOMMENDATIONS

1. Approve a decrease of \$365,347 in the total project cost from \$2,490,694 to \$2,125,347.
2. Approve a decrease of \$182,674 in the State Apportionment [Bonds/2006-Nov.; 057-500] from \$1,245,347 to \$1,062,673.
3. Approve a decrease of \$182,673 in the Financial Hardship Contribution [Bonds/2006-Nov.; 057-500] \$1,142,246 to \$959,573.
4. Require the District to return State funds in the amount of \$365,347.
5. Require the District to return interest in the amount of \$16,464.

SCHOOL DISTRICT DATA

Application Number:.....50/71902-00-007 School District:.....Earlimart Elementary
 County:.....Tulare School Name.....Alila Elementary
 Financial Hardship.....Yes Date of Financial Hardship status:.....April 9, 2008
 Qualifying Financial Hardship Criteria: SFP Regulation Section 1859.81(c)(4).

PURPOSE OF REPORT

To recommend accounting revisions to close out a completed project.

DESCRIPTION

A review of expenditures reported by the District has been made and the revisions indicated are necessary to close out this completed project. This is a Financial Hardship project and has savings in the amount of \$474,599 and interest earned of \$21,077 due after three years. School Facility Program Regulation Section 1859.103 states that “the State’s portion of any savings declared by the district or determined by the OPSC by audit must be used to reduce the SFP financial hardship grant of that project...any interest earned on a financial hardship project not expended on eligible project expenditures will be treated as savings and will be used to reduce the SFP financial hardship grant for that project.” The District has concurred with the findings and has agreed to return State funds in the amount of \$495,676.

Detail of Final Cost & Financing

Budget Item	Currently Approved	Required Change	Revised Approval
SFP New Construction	\$ 972,290.00	\$ (227,874.00)	\$ 744,416.00
SFP Service Site	20,474.00	0.00	20,474.00
SFP Utilities	29,846.00	0.00	29,846.00
SFP Small School	38,892.00	0.00	38,892.00
SFP Financial Hardship	1,067,935.00	(246,725.00)	821,210.00
SFP Project Assistance	5,333.00	0.00	5,333.00
SFP Fire Detection/Alarm	1,100.00	0.00	1,100.00
Total State Apportionment	<u>\$ 2,135,870.00</u>	<u>\$ (474,599.00)</u>	<u>\$ 1,661,271.00</u>
Financing			
District Contribution	\$ 18,851.00	\$ 0.00	\$ 18,851.00
State (SFP)	1,067,935.00	(227,874.00)	840,061.00
Financial Hardship (SFP)	1,067,935.00	(246,725.00)	821,210.00
Total Project Costs	<u>\$ 2,154,721.00</u>	<u>\$ (474,599.00)</u>	<u>\$ 1,680,122.00</u>

RECOMMENDATIONS

1. Approve a decrease of \$474,599 in the total project cost from \$2,154,721 to \$1,680,122.
2. Approve a decrease of \$227,874 in the State Apportionment [Bonds/2006-Nov.; 057-500] from \$1,067,935 to \$840,061.
3. Approve a decrease of \$246,725 in the Financial Hardship Contribution [Bonds/2006-Nov.; 057-500] from \$1,067,935 to \$821,210.
4. Require the District to return State funds in the amount of \$474,599.
5. Require the District to return interest in the amount of \$21,077.

SCHOOL DISTRICT DATA

Application Number:.....50/71902-00-008 School District:.....Earlimart Elementary
 County:.....Tulare School Name.....Earlimart Elementary
 Financial Hardship.....Yes Date of Financial Hardship status:.....April 9, 2008
 Qualifying Financial Hardship Criteria: SFP Regulation Section 1859.81(c)(4).

PURPOSE OF REPORT

To recommend accounting revisions to close out a completed project.

DESCRIPTION

A review of expenditures reported by the District has been made and the revisions indicated are necessary to close out this completed project. This is a Financial Hardship project and has savings in the amount of \$288,041 and interest earned of \$13,249 due after three years. School Facility Program Regulation Section 1859.103 states that "the State's portion of any savings declared by the district or determined by the OPSC by audit must be used to reduce the SFP financial hardship grant of that project...any interest earned on a financial hardship project not expended on eligible project expenditures will be treated as savings and will be used to reduce the SFP financial hardship grant for that project." The District has concurred with the findings and has agreed to return State funds in the amount of \$301,290.

Detail of Final Cost & Financing

Budget Item	Currently Approved	Required Change	Revised Approval
SFP New Construction	\$ 1,325,850.00	\$ (144,021.00)	\$ 1,181,829.00
SFP Service Site	284,384.00	0.00	284,384.00
SFP Small School	53,034.00	0.00	53,034.00
SFP Financial Hardship	1,645,030.00	(144,020.00)	1,501,010.00
SFP Project Assistance	5,333.00	0.00	5,333.00
SFP Fire Detection/Alarm	1,500.00	0.00	1,500.00
Total State Apportionment	\$ 3,315,131.00	\$ (288,041.00)	\$ 3,027,090.00
Financing			
District Contribution	\$ 25,071.00	\$ 0.00	\$ 25,071.00
State (SFP)	1,670,101.00	(144,021.00)	1,526,080.00
Financial Hardship (SFP)	1,645,030.00	(144,020.00)	1,501,010.00
Total Project Costs	\$ 3,340,202.00	\$ (288,041.00)	\$ 3,052,161.00

RECOMMENDATIONS

1. Approve a decrease of \$288,041 in the total project cost from \$3,340,202 to \$3,052,161.
2. Approve a decrease of \$144,021 in the State Apportionment [Bonds/2006-Nov.; 057-500] from \$1,670,101 to \$1,526,080.
3. Approve a decrease of \$144,020 in the Financial Hardship Contribution [Bonds/2006-Nov.; 057-500] from \$1,645,030 to \$1,501,010.
4. Require the District to return State funds in the amount of \$288,041.
5. Require the District to return interest in the amount of \$13,249.

SCHOOL DISTRICT DATA

Application Number:.....50/71902-00-009 School District:.....Earlimart Elementary
 County:.....Tulare School Name.....Earlimart Elementary
 Financial Hardship.....Yes Date of Financial Hardship status:.....April 9, 2008
 Qualifying Financial Hardship Criteria: SFP Regulation Section 1859.81(c)(4).

PURPOSE OF REPORT

To recommend accounting revisions to close out a completed project.

DESCRIPTION

A review of expenditures reported by the District has been made and the revisions indicated are necessary to close out this completed project. This is a Financial Hardship project and has savings in the amount of \$109,865 and interest earned of \$4,721 due after three years. School Facility Program Regulation Section 1859.103 states that “the State’s portion of any savings declared by the district or determined by the OPSC by audit must be used to reduce the SFP financial hardship grant of that project...any interest earned on a financial hardship project not expended on eligible project expenditures will be treated as savings and will be used to reduce the SFP financial hardship grant for that project.” The District has concurred with the findings and has agreed to return State funds in the amount of \$114,586.

Detail of Final Cost & Financing

Budget Item	Currently Approved	Required Change	Revised Approval
SFP New Construction	\$ 475,632.00	\$ (54,933.00)	\$ 420,699.00
SFP Service Site	195,663.00	0.00	195,663.00
SFP Offsite	1,278.00	0.00	1,278.00
SFP Small School	57,076.00	0.00	57,076.00
SFP Financial Hardship	747,798.00	(54,932.00)	692,866.00
SFP Project Assistance	5,653.00	0.00	5,653.00
SFP Fire Detection/Alarm	720.00	0.00	720.00
SFP Labor Compliance Program	11,776.00	0.00	11,776.00
Total State Apportionment	<u>\$ 1,495,596.00</u>	<u>\$ (109,865.00)</u>	<u>\$ 1,385,731.00</u>
Financing			
State (SFP)	\$ 747,798.00	\$ (54,933.00)	\$ 692,865.00
Financial Hardship (SFP)	747,798.00	(54,932.00)	692,866.00
Total Project Costs	<u>\$ 1,495,596.00</u>	<u>\$ (109,865.00)</u>	<u>\$ 1,385,731.00</u>

RECOMMENDATIONS

1. Approve a decrease of \$109,865 in the total project cost from \$1,495,596 to \$1,385,731.
2. Approve a decrease of \$54,933 in the State Apportionment [Bonds/2002-Nov.; 047-500] from \$747,798 to \$692,865.
3. Approve a decrease of \$54,932 in the Financial Hardship Contribution [Bonds/2002-Nov.; 047-500] from \$747,798 to \$692,866.
4. Require the District to return State funds in the amount of \$109,865.
5. Require the District to return interest in the amount of \$4,721.

SCHOOL DISTRICT DATA

Application Number:.....50/10090-99-001 School District:.....El Dorado County Office of Education
 County:.....El Dorado School Name.....Charter Community School
 Financial Hardship.....Yes Date of Financial Hardship status:.....April 30, 2008
 Qualifying Financial Hardship Criteria: SFP Regulation Section 1859.81(c)(3).

PURPOSE OF REPORT

To recommend accounting revisions to close out a completed project.

DESCRIPTION

A review of expenditures reported by the District has been made and the revisions indicated are necessary to close out this completed project. This is a Financial Hardship project and has savings in the amount of \$625,606 and interest earned of \$12,516 due after three years. School Facility Program Regulation Section 1859.103 states that “the State’s portion of any savings declared by the district or determined by the OPSC by audit must be used to reduce the SFP financial hardship grant of that project...any interest earned on a financial hardship project not expended on eligible project expenditures will be treated as savings and will be used to reduce the SFP financial hardship grant for that project.” The District has concurred with the findings and has agreed to return State funds in the amount of \$638,122.

Detail of Final Cost & Financing

Budget Item	Currently Approved	Required Change	Revised Approval
SFP New Construction	\$ 1,688,023.00	\$ (312,803.00)	\$ 1,375,220.00
SFP Multi Level Construction	202,563.00	0.00	202,563.00
SFP Service Site	152,882.00	0.00	152,882.00
SFP Urban Security	902,721.00	0.00	902,721.00
SFP Financial Hardship	2,975,891.00	(312,803.00)	2,663,088.00
SFP Project Assistance	5,333.00	0.00	5,333.00
SFP Fire Detection/Alarm	3,314.00	0.00	3,314.00
SFP Labor Compliance Program	21,055.00	0.00	21,055.00
Total State Apportionment	<u>\$ 5,951,782.00</u>	<u>\$ (625,606.00)</u>	<u>\$ 5,326,176.00</u>
Financing			
State (SFP)	\$ 2,975,891.00	\$ (312,803.00)	\$ 2,663,088.00
Financial Hardship (SFP)	2,975,891.00	(312,803.00)	2,663,088.00
Total Project Costs	<u>\$ 5,951,782.00</u>	<u>\$ (625,606.00)</u>	<u>\$ 5,326,176.00</u>

RECOMMENDATIONS

1. Approve a decrease of \$625,606 in the total project cost from \$5,951,782 to \$5,326,176.
2. Approve a decrease of \$312,803 in the State Apportionment [Bonds/2006-Nov.; 057-500] from \$2,975,891 to \$2,663,088.
3. Approve a decrease of \$312,803 in the Financial Hardship Contribution [Bonds/2006-Nov.; 057-500] from \$2,975,891 to \$2,663,088.
4. Require the District to return State funds in the amount of \$625,606.
5. Require the District to return interest in the amount of \$12,516.

SCHOOL DISTRICT DATA

Application Number:.....50/10306-00-018 School District:.....Orange County Office of Education
 County:.....Orange School Name.....Community School #10
 Financial Hardship.....Yes Date of Financial Hardship status:.....May 19, 2009
 Qualifying Financial Hardship Criteria: SFP Regulation Section 1859.81(c)(3).

PURPOSE OF REPORT

To recommend accounting revisions to close out a completed project.

DESCRIPTION

A review of expenditures reported by the District has been made and the revisions indicated are necessary to close out this completed project. This is a Financial Hardship project and has savings in the amount of \$2,821,527 and interest earned of \$41,768 due after three years. School Facility Program Regulation Section 1859.103 states that "the State's portion of any savings declared by the district or determined by the OPSC by audit must be used to reduce the SFP financial hardship grant of that project...any interest earned on a financial hardship project not expended on eligible project expenditures will be treated as savings and will be used to reduce the SFP financial hardship grant for that project." The District has concurred with the findings and has agreed to return State funds in the amount of \$2,863,295.

Detail of Final Cost & Financing

Budget Item	Currently Approved	Required Change	Revised Approval
SFP New Construction	\$ 7,056,895.00	\$ (1,410,764.00)	\$ 5,646,131.00
SFP Multi Level Construction	539,466.00	0.00	539,466.00
SFP Service Site	1,491,805.00	0.00	1,491,805.00
SFP General Site	24,468.00	0.00	24,468.00
SFP Offsite	68,483.00	0.00	68,483.00
SFP Utilities	30,572.00	0.00	30,572.00
SFP Urban Security	2,306,623.00	0.00	2,306,623.00
SFP Financial Hardship	11,631,334.00	(1,410,763.00)	10,220,571.00
SFP Fire Detection/Alarm	13,104.00	0.00	13,104.00
SFP Fire Sprinklers	99,918.00	0.00	99,918.00
Total State Apportionment	\$ 23,262,668.00	\$ (2,821,527.00)	\$ 20,441,141.00
Financing			
State (SFP)	\$ 11,631,334.00	\$ (1,410,764.00)	\$ 10,220,570.00
Financial Hardship (SFP)	11,631,334.00	(1,410,763.00)	10,220,571.00
Total Project Costs	\$ 23,262,668.00	\$ (2,821,527.00)	\$ 20,441,141.00

RECOMMENDATIONS

1. Approve a decrease of \$2,821,527 in the total project cost from \$23,262,668 to \$20,441,141.
2. Approve a decrease of \$1,410,764 in the State Apportionment [Bonds/2006-Nov.; 057-500] from \$11,631,334 to \$10,220,570.
3. Approve a decrease of \$1,410,763 in the Financial Hardship Contribution [Bonds/2006 -Nov.; 057-500] from \$11,631,334 to \$10,220,571.
4. Require the District to return State funds in the amount of \$2,821,527.
5. Require the District to return interest in the amount of \$41,768.

SCHOOL DISTRICT DATA

Application Number:.....50/10314-00-006 School District:.....Placer County Office of Education
 County:.....Placer School Name.....Sierra Elementary
 Financial Hardship.....Yes Date of Financial Hardship status:.....November 1, 2005
 Qualifying Financial Hardship Criteria: SFP Regulation Section 1859.81(c)(3).

PURPOSE OF REPORT

To recommend accounting revisions to close out a completed project.

DESCRIPTION

A review of expenditures reported by the District has been made and the revisions indicated are necessary to close out this completed project. This is a Financial Hardship project and has savings in the amount of \$112,834 and interest earned of \$11,470 due after three years. School Facility Program Regulation Section 1859.103 states that "the State's portion of any savings declared by the district or determined by the OPSC by audit must be used to reduce the SFP financial hardship grant of that project...any interest earned on a financial hardship project not expended on eligible project expenditures will be treated as savings and will be used to reduce the SFP financial hardship grant for that project." The District has concurred with the findings and has agreed to return State funds in the amount of \$124,304.

Detail of Final Cost & Financing

Budget Item	Currently Approved	Required Change	Revised Approval
SFP New Construction	\$ 812,592.00	\$ (56,417.00)	\$ 756,175.00
SFP SDC Therapy	73,080.00	0.00	73,080.00
SFP Service Site	118,860.00	0.00	118,860.00
SFP Offsite	28,981.00	0.00	28,981.00
SFP Utilities	42,284.00	0.00	42,284.00
SFP Small School	97,511.00	0.00	97,511.00
SFP Financial Hardship	1,263,229.00	(56,417.00)	1,206,812.00
SFP SDC Therapy Toilet	63,568.00	0.00	63,568.00
SFP Project Assistance	4,847.00	0.00	4,847.00
SFP Fire Detection/Alarm	2,330.00	0.00	2,330.00
SFP Fire Sprinklers	2,562.00	0.00	2,562.00
SFP Labor Compliance Program	16,614.00	0.00	16,614.00
Total State Apportionment	\$ 2,526,458.00	\$ (112,834.00)	\$ 2,413,624.00
Financing			
State (SFP)	\$ 1,263,229.00	\$ (56,417.00)	\$ 1,206,812.00
Financial Hardship (SFP)	1,263,229.00	(56,417.00)	1,206,812.00
Total Project Costs	\$ 2,526,458.00	\$ (112,834.00)	\$ 2,413,624.00

RECOMMENDATIONS

1. Approve a decrease of \$112,834 in the total project cost from \$2,526,458 to \$2,413,624.
2. Approve a decrease of \$56,417 in the State Apportionment [Bonds/2004-Mar.; 055-500] from \$1,263,229 to \$1,206,812.
3. Approve a decrease of \$56,417 in the Financial Hardship Contribution [Bonds/2004-Mar.; 055-500] from \$1,263,229 to \$1,206,812.
4. Require the District to return State funds in the amount of \$112,834.
5. Require the District to return interest in the amount of \$11,470.

SCHOOL DISTRICT DATA

Application Number:.....50/69120-00-017 School District:.....Santa Maria-Bonita
 County:.....Santa Barbara School Name:.....Acquistapace Elementary
 Financial Hardship.....No

PURPOSE OF REPORT

To recommend accounting revisions to close out a completed project.

DESCRIPTION

A review of expenditures reported by the District has been made and the revisions indicated are necessary to close out this completed project. A review of expenditures reported by the District indicates that per SFP Regulation Sections 1859.74 and 1859.106, the District was over-funded for hazardous waste and Department of Toxic Substances Control (DTSC) costs in the amount of \$17,032.83. The District has concurred with the findings and agrees to return the State funds in the amount of \$8,516.42.

Detail of Final Cost & Financing

Budget Item	Currently Approved	Required Change	Revised Approval
SFP New Construction	\$ 6,352,832.00	\$ 0.00	\$ 6,352,832.00
SFP SDC Therapy	9,450.00	0.00	9,450.00
SFP Sit Acquisition	1,500,000.00	0.00	1,500,000.00
SFP Site Other	60,000.00	0.00	60,000.00
SFP Service Site	596,461.00	0.00	596,461.00
SFP General Site	564,103.00	0.00	564,103.00
SFP Utilities	75,629.00	0.00	75,629.00
SFP SDC Therapy Toilet	54,800.00	0.00	54,800.00
SFP Site DTSC Fee	18,820.00	(1,468.18)	17,351.82
SFP Site Hazardous Removal	110,362.00	(7,048.24)	103,313.76
SFP Fire Detection/ Alarm	7,959.00	0.00	7,959.00
SFP Fire Sprinklers	108,548.00	0.00	108,548.00
SFP Labor Compliance Program	41,378.00	0.00	41,378.00
Total State Apportionment	\$ 9,500,342.00	\$ (8,516.42)	\$ 9,491,825.58
Financing			
District Contribution	\$ 9,500,342.00	\$ (8,516.41)	\$ 9,491,825.59
State (SFP)	9,500,342.00	(8,516.42)	9,491,825.58
Total Project Costs	\$ 19,000,684.00	\$ (17,032.83)	\$ 18,983,651.17

RECOMMENDATIONS

1. Approve a decrease of \$17,032.83 in the total project cost from \$19,000,648.00 to \$18,983,651.17.
2. Approve a decrease of \$8,516.41 in the District Contribution from \$9,500,342.00 to \$9,491,825.59.
3. Approve a decrease of \$8,516.42 in the State Apportionment [Bonds/2004-Mar.; 055-500] from \$9,500,342.00 to \$9,491,825.58.
4. Require the District to return State funds in the amount of \$8,516.42.

SCHOOL DISTRICT DATA

Application Number:.....50/10504-00-014 School District:.....Stanislaus County Office of Education
 County:.....Stanislaus School Name:.....Oakdale Alternative Education High
 Financial Hardship.....Yes Date of Financial Hardship status:.....October 5, 2010
 Qualifying Financial Hardship Criteria: SFP Regulation Section 1859.81(c)(3).

PURPOSE OF REPORT

To recommend accounting revisions to close out a completed project.

DESCRIPTION

A review of expenditures reported by the District has been made and the revisions indicated are necessary to close out this completed project. This is a Financial Hardship project and has savings in the amount of \$8,153.42. SFP Regulation Section 1859.103 states that "the State's portion of any savings declared by the district or determined by the OPSC by audit must be used to reduce the SFP financial hardship grant of that project...any interest earned on a financial hardship project not expended on eligible project expenditures will be treated as savings and will be used to reduce the SFP financial hardship grant for that project". The District incurred additional eligible expenditures per SFP Regulation Sections 1859.74 and 1859.106 and may receive additional hazardous waste and Department of Toxic Substances Control (DTSC) funding in the amount of \$206,839.72. The District was also over-funded for site acquisition and site other costs in the amount of \$265,200. The District has concurred with the findings and agrees to return the State funds in the amount of \$66,513.70.

Detail of Final Cost & Financing

Budget Item	Currently Approved	Required Change	Revised Approval
SFP New Construction	\$ 2,014,063.00	\$ (4,076.71)	\$ 2,009,986.29
SFP Site Acquisition	1,009,000.00	(127,500.00)	881,500.00
SFP Site Other	35,260.00	(5,100.00)	30,160.00
SFP Service Site	169,449.00	0.00	169,449.00
SFP General Site	150,793.00	0.00	150,793.00
SFP Offsite	12,620.00	0.00	12,620.00
SFP Utilities	10,581.00	0.00	10,581.00
SFP Facility Hardship Other	99,710.00	0.00	99,710.00
SFP Small School	80,563.00	0.00	80,563.00
SFP New School	34,621.00	0.00	34,621.00
SFP Financial Hardship	3,648,190.00	(33,256.85)	3,614,933.15
SFP Project Assistance	5,272.00	0.00	5,272.00
SFP Site DTSC Fee	8,942.00	15,768.41	24,710.41
SFP Site Hazardous Removal	13,250.00	87,651.45	100,901.45
SFP Fire Detection Alarm	3,911.00	0.00	3,911.00
SFP Fire Sprinklers	32,521.00	0.00	32,521.00
SFP Labor Compliance Program	19,646.00	0.00	19,646.00
Total State Apportionment	\$ 7,348,392.00	\$ (66,513.70)	\$ 7,281,878.30
Financing			
District Contribution	\$ 52,012.00	\$ 0.00	\$ 52,012.00
State (SFP)	3,700,202.00	(33,256.85)	3,666,945.15
Financial Hardship (SFP)	3,648,190.00	(33,256.85)	3,614,933.15
Total Project Costs	\$ 7,400,404.00	\$ (66,513.70)	\$ 7,333,890.30

RECOMMENDATIONS

1. Approve a decrease of \$66,513.70 in the total project cost from \$7,400,404.00 to \$7,333,890.30.
2. Approve a decrease of \$33,256.85 in the State Apportionment [Bonds/2006-Nov.; 057-500] from \$3,700,202.00 to \$3,666,945.15.
3. Approve a decrease of \$33,256.85 in the Financial Hardship Contribution [Bonds/2006-Nov.; 057-500] from \$3,648,190.00 to \$3,614,933.15.
4. Require the District to return State funds in the amount of \$66,513.70.

SCHOOL DISTRICT DATA

Application Number:.....50/65102-00-003 School District:.....Westside Union Elementary
 County:.....Los Angeles School Name:.....Anderson (Gregg) Elementary
 Financial Hardship.....No

PURPOSE OF REPORT

To recommend accounting revisions to close out a completed project.

DESCRIPTION

A review of expenditures reported by the District has been made and the revisions indicated are necessary to close out this completed project. A review of expenditures reported by the District indicates that per SFP Regulation Sections 1859.74 and 1859.106, the District was over-funded for site acquisition and Department of Toxic Substance Control (DTSC) fee grant in the amount of \$2,313.06. The District has concurred with the findings and agrees to return State funds in the amount of \$1,156.53.

Detail of Final Cost & Financing

Budget Item	Currently Approved	Required Change	Revised Approval
SFP New Construction	\$ 8,341,325.00	\$ 0.00	\$ 8,341,325.00
SFP SDC Therapy	246,096.00	0.00	246,096.00
SFP Site Acquisition	320,500.00	(500.00)	320,000.00
SFP Site Other	25,000.00	0.00	25,000.00
SFP Service Site	1,033,768.00	0.00	1,033,768.00
SFP Offsite	615,200.00	0.00	615,200.00
SFP Utilities	149,712.00	0.00	149,712.00
SFP SDC Therapy Toilet	79,200.00	0.00	79,200.00
SFP DTSC Fee	6,468.00	(656.53)	5,811.47
SFP Fire Detection/Alarm	13,199.00	0.00	13,199.00
SFP Fire Sprinklers	149,772.00	0.00	149,772.00
SFP Labor Compliance Program	53,639.00	0.00	53,639.00
Total State Apportionment	\$ 11,033,879.00	\$ (1,156.53)	\$ 11,032,722.47
Financing			
District Contribution	\$ 11,033,879.00	\$ (1,156.53)	\$ 11,032,722.47
State (SFP)	11,033,879.00	(1,156.53)	11,032,722.47
Total Project Costs	\$ 22,067,758.00	\$ (2,313.06)	\$ 22,065,444.94

RECOMMENDATIONS

1. Approve a decrease of \$2,313.06 in the total project cost from \$22,067,758.00 to \$22,065,444.94.
2. Approve a decrease of \$1,156.53 in the District Contribution from \$11,033,879.00 to \$11,032,722.47.
3. Approve a decrease of \$1,156.53 in the State Apportionment [Bonds/2004-Mar.; 055-500] from \$11,033,879.00 to \$11,032,722.47.
4. Require the District to return State funds in the amount of \$1,156.53.

SCHOOL DISTRICT DATA

Application Number:.....53/64733-00-854 School District:.....Los Angeles Unified
 County:.....Los Angeles School Name:.....South Region High #12
 Financial Hardship.....No

PURPOSE OF REPORT

To recommend accounting revisions to close out a completed project.

DESCRIPTION

A review of expenditures reported by the District has been made and the revisions indicated are necessary to close out this completed project. The District incurred additional eligible expenditures per SFP Regulation Sections 1859.74 and 1859.106 and may receive additional site Department of Toxic Substances Control (DTSC) funding in the amount of \$72,819.24. The District was also over-funded for site relocation assistance and hazardous waste costs in the amount of \$3,916,979.42. The District has concurred with the findings and agrees to return the State funds in the amount of \$1,922,080.08.

Detail of Final Cost & Financing

Budget Item	Currently Approved	Required Change	Revised Approval
SFP New Construction	\$ 28,252,287.00	\$ -	\$ 28,252,287.00
SFP Multi Level Construction	3,186,041.00	-	3,186,041.00
SFP Site Acquisition	23,113,921.00	-	23,113,921.00
SFP Site Relocation	1,908,845.00	(1,030,902.69)	877,942.31
SFP Site Other	924,557.00	-	924,557.00
SFP Service Site	10,667,087.00	-	10,667,087.00
SFP General Site	1,415,073.00	-	1,415,073.00
SFP Offsite	547,604.00	-	547,604.00
SFP Utilities	252,534.00	-	252,534.00
SFP Urban Security	15,075,816.00	-	15,075,816.00
SFP Site DTSC Fee	31,533.00	36,409.62	67,942.62
SFP Site Hazardous Removal	1,944,505.00	(927,587.01)	1,016,917.99
SFP Fire/Detection Alarm	56,025.00	-	56,025.00
SFP Fire Sprinklers	434,754.00	-	434,754.00
SFP High Performance	579,172.00	-	579,172.00
SFP Labor Compliance Program	255,666.00	-	255,666.00
Total State Apportionment	\$ 88,645,420.00	\$ (1,922,080.08)	\$ 86,723,339.92
Financing			
District Contribution	\$ 88,645,420.00	\$ (1,922,080.08)	\$ 86,723,339.92
State (SFP)	88,645,420.00	(1,922,080.08)	86,723,339.92
Total Project Costs	\$ 177,290,840.00	\$ (3,844,160.16)	\$ 173,446,679.84

RECOMMENDATIONS

1. Approve a decrease of \$3,844,160.16 in the total project cost from \$177,290,840.00 to \$173,446,679.84.
2. Approve a decrease of \$1,922,080.08 in the District Contribution from \$88,645,420.00 to \$86,723,339.92.
3. Approve a decrease of \$1,922,080.08 in the State Apportionment [Bonds/2004-Mar.; 055-531] from \$88,645,420.00 to \$86,723,339.92.
4. Require the District to return State funds in the amount of \$1,922,080.08.

SCHOOL DISTRICT DATA

Application Number:.....57/75531-00-003 School District:.....Dinuba Unified
 County:.....Tulare School Name:.....Roosevelt Elementary
 Financial Hardship.....Yes Date of Financial Hardship status:.....May 3, 2012
 Qualifying Financial Hardship Criteria: SFP Regulation Section 1859.81(c)(1).

PURPOSE OF REPORT

To recommend accounting revisions to close out a completed project.

DESCRIPTION

A review of expenditures reported by the District has been made and the revisions indicated are necessary to close out this completed project. This is a Financial Hardship project and has savings in the amount of \$8,439.81. SFP Regulation Section 1859.103 states that "the State's portion of any savings declared by the district or determined by the OPSC by audit must be used to reduce the SFP financial hardship grant of that project ... any interest earned on a financial hardship project not expended on eligible project expenditures will be treated as savings and will be used to reduce the SFP financial hardship grant for that project." The District has concurred with the findings and agrees to return the State funds in the amount of \$8,439.81.

Detail of Final Cost & Financing

Budget Item	Currently Approved	Required Change	Revised Approval
SFP Modernization	\$ 1,248,162.00	\$ (5,063.89)	\$ 1,243,098.11
SFP Fire Code Compliance	37,445.00	0.00	37,445.00
SFP Financial Hardship	816,091.00	(3,375.92)	812,715.08
SFP Fire Detection Alarm	39,493.00	0.00	39,493.00
SFP High Performance	278,770.00	0.00	278,770.00
SFP Prevailing Wage Monitoring	4,010.00	0.00	4,010.00
Total State Apportionment	<u>\$ 2,423,971.00</u>	<u>\$ (8,439.81)</u>	<u>\$ 2,415,531.19</u>
 Financing			
District Contribution	\$ 255,829.00	\$ 0.00	\$ 255,829.00
State (SFP)	1,607,880.00	(5,063.89)	1,602,816.11
Financial Hardship (SFP)	816,091.00	(3,375.92)	812,715.08
Total Project Costs	<u>\$ 2,679,800.00</u>	<u>\$ (8,439.81)</u>	<u>\$ 2,671,360.19</u>

RECOMMENDATIONS

1. Approve a decrease of \$8,439.81 in the total project cost from \$2,679,800.00 to \$2,671,360.19.
2. Approve a decrease of \$5,063.89 in the State Apportionment [Bonds/2006-Nov.; 057-570] from \$1,607,880.00 to \$1,602,816.11.
3. Approve a decrease of \$3,375.92 in the Financial Hardship Contribution [Bonds/2006-Nov.; 057-570] from \$816,091.00 to \$812,715.08.
4. Require the District to return State funds in the amount of \$8,439.81.

SCHOOL DISTRICT DATA

Application Number:.....57/67934-00-003 School District:.....Victor Valley Union High
 County:.....San Bernardino School Name.....Victor Valley Junior High
 Financial Hardship.....Yes Date of Financial Hardship status:.....November 16, 2005
 Qualifying Financial Hardship Criteria: SFP Regulation Section 1859.81(c)(1).

PURPOSE OF REPORT

To recommend accounting revisions to close out a completed project.

DESCRIPTION

A review of expenditures reported by the District has been made and the revisions indicated are necessary to close out this completed project. This is a Financial Hardship project and has savings in the amount of \$13,772 and interest earned of \$207 due after three years. School Facility Program Regulation Section 1859.103 states that “the State’s portion of any savings declared by the district or determined by the OPSC by audit must be used to reduce the SFP financial hardship grant of that project...any interest earned on a financial hardship project not expended on eligible project expenditures will be treated as savings and will be used to reduce the SFP financial hardship grant for that project.” The District has concurred with the findings and has agreed to return State funds in the amount of \$13,979.

Budget Item	Detail of Final Cost & Financing		
	Currently Approved	Required Change	Revised Approval
SFP Modernization	\$ 2,009,556.00	\$ (8,264.00)	\$ 2,001,292.00
SFP Fire Code Compliance	60,287.00	0.00	60,287.00
SFP Financial Hardship	1,434,598.00	(5,508.00)	1,429,090.00
SFP Fire Detection/Alarm	60,858.00	0.00	60,858.00
SFP Labor Compliance Program	21,196.00	0.00	21,196.00
Total State Apportionment	<u>\$ 3,586,495.00</u>	<u>\$ (13,772.00)</u>	<u>\$ 3,572,723.00</u>
Financing			
State (SFP)	\$ 2,151,897.00	\$ (8,264.00)	\$ 2,143,633.00
Financial Hardship (SFP)	1,434,598.00	(5,508.00)	1,429,090.00
Total Project Costs	<u>\$ 3,586,495.00</u>	<u>\$ (13,772.00)</u>	<u>\$ 3,572,723.00</u>

RECOMMENDATIONS

1. Approve a decrease of \$13,772 in the total project cost from \$3,586,495 to \$3,572,723.
2. Approve a decrease of \$8,264 in the State Apportionment [Bonds/2004-Mar.; 055-570] from \$2,151,897 to \$2,143,633.
3. Approve a decrease of \$5,508 in the Financial Hardship Contribution [Bonds/2004-Mar.; 055-570] from \$1,434,598 to \$1,429,090.
4. Require the District to return State funds in the amount of \$13,772.
5. Require the District to return interest in the amount of \$207.

SCHOOL DISTRICT DATA

Application Number:.....59/74138-00-012 School District:.....Colton-Redlands-Yucaipa ROP
 County:.....San Bernardino School Name:.....Yucaipa High
 Financial Hardship.....No

PURPOSE OF REPORT

To recommend accounting revisions to close out a completed project.

DESCRIPTION

A review of expenditures reported by the District has been made and the revisions indicated are necessary to close out this completed project. This is a Career Technical Education Facilities Program project and has savings in the amount of \$3,830.12. SFP Regulation Section 1859.199 states “an applicant district may not retain savings realized by a Career Technical Education Facilities Project.” The District has concurred with the findings and has already returned State funds in the amount of \$1,915.06.

Detail of Final Cost & Financing

Budget Item	Currently Approved	Required Change	Revised Approval
SFP CTE Equipment	11,578.00	(1,915.06)	9,662.94
Total State Apportionment	\$ 11,578.00	\$ (1,915.06)	\$ 9,662.94
Financing			
District Contribution	\$ 11,578.00	\$ (1,915.06)	\$ 9,662.94
State (SFP)	11,578.00	(1,915.06)	9,662.94
Total Project Costs	\$ 23,156.00	\$ (3,830.12)	\$ 19,325.88

RECOMMENDATIONS

1. Approve a decrease of \$3,830.12 in the total project cost from \$23,156.00 to \$19,325.88.
2. Approve a decrease of \$1,915.06 in the District Contribution from \$11,578.00 to \$9,662.94.
3. Approve a decrease of \$1,915.06 in the State Apportionment [Bonds/2006-Nov.; 057-600] from \$11,578.00 to \$9,662.94.
4. Recognize the District has returned State funds in the amount of \$1,915.06.

REPORT OF THE EXECUTIVE OFFICER
State Allocation Board Meeting, April 25, 2018

SCHOOL FACILITY PROGRAM
SUBSTANTIAL PROGRESS RESCISSION/REDUCTION TO COSTS INCURRED

PURPOSE OF REPORT

To present Charter School Facilities Program (CSFP) project apportionments to be reduced to eligible costs incurred.

DESCRIPTION

The CSFP projects listed on the Attachment received a Preliminary Apportionment (PA). The CSFP permits a charter school or school district filing on behalf of a charter to apply for a Preliminary Charter School Apportionment (PCSA) for new construction projects and rehabilitation of district owned existing facilities that are at least 15 years old. The PCSA for a CSFP project must be converted within a four-year period to an adjusted grant apportionment meeting all the School Facility Program (SFP) criteria, unless a single one-year extension is granted. The Charter School projects have not met the substantial progress requirements and have indicated that they will be unable to move forward with the CSFP projects. The Charter Schools have requested that the projects be reduced to costs incurred to recognize eligible costs.

AUTHORITY

Section 1859.166. Time Limit on Preliminary Charter School Apportionment.

(a) A complete request to convert a Preliminary Charter School Apportionment to a Final Charter School Apportionment pursuant to Section 1859.165 shall be made within four years of the date of the Preliminary Charter School Apportionment unless the applicant received approval of an extension pursuant to Section 1859.166.1.

...

(c) If (a) is not met, and the applicant has received an advance release of funds as provided in Section 1859.164.2, the following will occur:

(1) The Preliminary Charter School Apportionment shall be rescinded and any remaining Preliminary Charter School Apportionment, not released to the applicant, shall be transferred to the Unrestricted Charter School Fund within the appropriate Charter School Facility Account, and;

(2) Funds released pursuant to Section 1859.164.2(a) shall be reduced to cost incurred and closed-out pursuant to Section 1859.106 with a corresponding SFP new construction baseline eligibility adjustment for the pupils assigned to the Preliminary Charter School Application. The adjustment to the baseline eligibility shall be based on the ratio of the number of unhoused pupils pursuant to Section 1859.162.2 and the project capacity which generated the project funding to the eligible expenditures. Any funds released are subject to the fifty percent local matching share requirement as required by EC 17078.54(d). Funds returned pursuant to Section 1859.106 shall be transferred to the Unrestricted Charter School Fund within the appropriate Charter School Facility Account, and;

(3) Funds released pursuant to Section 1859.164.2(b) shall be subject to the provisions of Section 1859.171.

RECOMMENDATIONS

1. Find that the Charter Schools are unable to meet the substantial progress requirements and that they will be unable to move forward with the projects listed on the Attachment.
2. Reduce the State apportionment to costs incurred for the projects listed on the Attachment.
3. Direct Staff to adjust the Charter's baseline eligibility, according to the increase (identified in the "Pupils Returned to the District's Baseline" column) on the Attachment, once all funds due to the State have been received.
4. Require the Charter Schools to return State funds listed on the Attachment.

**ATTACHMENT
SCHOOL FACILITY PROGRAM
SUBSTANTIAL PROGRESS REDUCTION TO COSTS INCURRED
State Allocation Board Meeting, April 25, 2018**

	District/ County/ Application Number	Pupil Grant Adjustments			Grant Adjustments					
		Type of Pupils	Number of Pupils	Number of Pupils	State Contribution	District Contribution	Interest	Amount of Eligible Expenditures	Grant Adjustments	Reduction in Apportionment
State Apportionment	Hesperia Unified ^{AB} San Bernardino 54/75044-00-001	K-6 7-8 Non-Severe	120 108 26	99 89 22	\$3,983,898.00	\$0.00	\$243.00	\$853,507.50	\$142.50	\$3,130,491.00
Charter Loan	Hesperia Unified ^B San Bernardino 54/75044-00-001				\$3,983,898.00	\$37,298.45	\$0.00	\$816,351.55	\$0.00	\$3,167,546.45
State Apportionment	Hesperia Unified ^{CD} San Bernardino 54/75044-00-002	K-6	200	165	\$2,707,590.00	\$0.00	\$176.00	\$580,962.50	(\$1,642.50)	\$2,128,446.00
Charter Loan	Hesperia Unified ^D San Bernardino 54/75044-00-002				\$2,707,590.00	\$28,404.76	\$0.00	\$550,915.24	\$0.00	\$2,156,674.76
TOTAL										\$10,583,158.21

- A** The Charter School Facility Program project was converted within a four-year period to an Adjusted Grant apportionment.
- B** The original State Apportionment plus Interest and Charter Loan for this project was \$7,968,039.00. The Charter incurred additional \$142.50 State grant increase and \$1,707,015.00 in total eligible expenditures. The Charter returned \$6,298,037.45 of the State apportionment and Charter Loan. The remaining Charter Loan balance of \$816,636.55 will be due to the State through a future payment plan.
- C** The Charter School Facility Program project was converted within a four-year period to an Adjusted Grant apportionment.
- D** The original State Apportionment plus Interest and Charter Loan for this project was \$5,415,356. The Charter incurred additional \$1,642.50 State grant decrease and \$1,161,925.00 in total eligible expenditures. The Charter returned \$4,285,120.76 of the State apportionment and Charter Loan. The remaining Charter Loan of \$547,630.24 will be due to the State through a future payment plan.

REPORT OF THE EXECUTIVE OFFICER
State Allocation Board Meeting, April 25, 2018

SCHOOL FACILITY PROGRAM
SUBSTANTIAL PROGRESS REDUCTION TO COSTS INCURRED

PURPOSE OF REPORT

To present a Career Technical Education Facilities Program (CTEFP) project apportionment to be reduced to eligible costs incurred.

DESCRIPTION

The CTEFP project listed on the Attachment received an adjusted grant apportionment. The District requested to have its project reduced to costs incurred and has indicated that it will be unable to move forward with the CTEFP project listed on the Attachment. The District has requested that the apportionment be reduced to costs incurred to recognize eligible costs for the adjusted grant phase.

AUTHORITY

Pursuant to Education Code Section 17076.10(b), sufficient evidence of substantial progress for the design, site and adjusted grant apportionments shall be due 18 months from the date any funds were released to the district. The SFP Regulation Section 1859.105 requires that when an apportionment is reduced to project costs incurred or rescinded, all State funds not used to finance eligible expenditures are to be returned to the State Allocation Board (SAB). The SFP Regulations also stipulate that interest earned on State funds, which is not used to finance eligible expenditures, is due to the SAB.

RECOMMENDATIONS

1. Find that the District is unable to meet the substantial progress requirements or indicated that it will be unable to move forward with the project listed on the Attachment.
2. Reduce the funded apportionment to costs incurred for the project listed on the Attachment.

**ATTACHMENT
SCHOOL FACILITY PROGRAM
SUBSTANTIAL PROGRESS REDUCTION TO COSTS INCURRED
State Allocation Board Meeting, April 25, 2018**

	District/ County/ Application Number	Pupil Grant Adjustments			Grant Adjustments				
		Original Pupils Assigned to Apportionment		Pupils Returned to the District's Baseline	Original Apportionment	District Contribution	Interest	Amount of Eligible Expenditures	Reduction in Apportionment
		Type of Pupils	Number of Pupils	Number of Pupils					
Adjusted Grant	Pleasanton Unified ^A Alameda 59/75101-00-002	N/A	N/A	N/A	\$1,328,000.00	\$1,328,000.00	\$32,154.73	\$609,666.05	\$1,039,244.34
								TOTAL	\$1,039,244.34

A Pupil grants are not assigned on Career Technical Education Facilities Program projects.

**Non-Conforming Buildings
(Continued Use)**

REPORT OF THE EXECUTIVE OFFICER
State Allocation Board Meeting, April 25, 2018

EXEMPTION FOR INDEPENDENT STUDY FACILITIES

PURPOSE OF REPORT

To present the Los Banos Unified School District's (District) request, as shown on the Attachment, to revise the exemption from the definition of "school buildings" for certain facilities used for independent study that was presented at the January 24, 2018 State Allocation Board meeting.

DESCRIPTION

The District operates an independent study program at facilities that are not located at a regular school site and is requesting an exemption from the definition of "school building," as described in Education Code (EC) Section 17283, for the facility.

EC Section 17289 authorizes any school district or county office of education to request an exemption from the State Allocation Board (Board) for a building or structure or portion of a building or structure used for independent study from the definition of "school buildings." These buildings do not have to meet the Field Act requirements but must comply with local health and safety standards.

The District has certified that it has satisfied the legal requirements under EC Section 17289 for the exemption.

AUTHORITY

EC Section 17283 states: " "School building" as used in this article means and includes any building used, or designed to be used, for elementary or secondary school purposes and constructed, reconstructed, altered, or added to, by the state or any city or county, or by any political subdivision or by any school district of any kind within the state, or by any regional occupational center or program created by or authorized to act by an agreement under joint exercise of power, or by the United States government, or any agency thereof."

EC Section 17289 states "In order to provide alternative, community-based educational opportunities through independent study, any school district or county office of education may request an exemption from the State Allocation Board for a building or structure, or portion of a building or structure, from the definition of "school buildings" within the meaning of Section 17283. The exemptions may be granted for no longer than two years and exemptions are renewable. An exemption may only be granted if the school district or county office of education demonstrates to the satisfaction of the State Allocation Board all of the following:

- (a) The building or structure, or portion of building or structure, satisfies all of the following:
 - (1) It is not located on a regular schoolsite.
 - (2) It complies with all applicable local building standards and all relevant local health and safety standards in the community in which it is located.
 - (3) It is used for independent study.
 - (4) It serves fewer than 25 pupils enrolled in kindergarten or any of the grades 1 to 12, inclusive, at any one time in the building or structure, or in a portion of a building or structure where the remainder of the building or structure is not used for instructional purposes.
- (b) The use of the building or structure is critical to providing an effective alternative, community-based program.
- (c) The use of other buildings or structures that would meet seismic safety standards for school facilities is not practical."

STAFF ANALYSIS/STATEMENTS

At the January 24, 2018 Board meeting the SAB approved exemption requests for Suites C, D and G from January 1, 2018 through December 31, 2019. The District has requested the removal of Suite G from the original approval and requests an exemption for Suite A. The District has provided certification that it has met the criteria as stated in EC Section 17289. An exemption has been requested for two years.

RECOMMENDATIONS

1. Delete the site address of 265 Mercey Springs, Suite G and approve the site address of 265 Mercey Springs, Suite A as shown on the Attachment.
2. Approve the District's request for an exemption from the definition of "school buildings" for the site listed on the Attachment from March 1, 2018 through December 31, 2019.

ATTACHMENT

EXEMPTION FOR INDEPENDENT STUDY FACILITIES

Los Banos Unified School District
(91/65755-00-000)

<u>Site</u>	<u>I.D. No.</u>
265 Mercey Springs Road, Suite G Los Banos, CA 93635	24-65755-0119073
265 Mercey Springs Road, Suite A Los Banos, CA 93635	24-65755-0119073

Emergency Repair Program

REPORT OF THE EXECUTIVE OFFICER
State Allocation Board Meeting, April 25, 2018

EMERGENCY REPAIR PROGRAM FUNDING

PURPOSE OF REPORT

To present Emergency Repair Program (ERP) funding applications for Apportionment.

DESCRIPTION

As of January 24, 2018, the State Allocation Board (Board) has apportioned \$798.5 million for funded projects. The Office of Public School Construction (OPSC) has received savings from previously funded projects. This item recommends the Board to approve Apportionments for the next applications in line.

AUTHORITY

ERP Regulation Section 1859.322. Emergency Repair Program Project Funding Order.

The Board shall make apportionments on a monthly basis for Grants in the order of receipt of an Accepted Application and for Grant Adjustments in the order of receipt of a complete Form SAB 61-04, as follows:

(a) If sufficient funding is available to provide funding to all applications presented that month, all applications will receive an Apportionment of the eligible costs.

(b) If funding is insufficient in any given month:

(1) Grants will be provided to each application on a prorated basis with the balance placed on the Unfunded List, unless the proration will result in funding less than 25 percent of the eligible project costs. The proration shall be determined by dividing the total funds available by the total eligible costs of all applications Ready for Apportionment. All Grant Adjustments will be placed on the Unfunded List.

(2) If the proration, as determined in (1) above, will be less than 25 percent of the eligible project costs, the Board shall provide Grant funding at 100 percent of the eligible project costs of the Grants based on date order received until funds are no longer available and the remaining Grant applications shall be placed on the Unfunded List. All Grant Adjustments will be placed on the Unfunded List.

(3) The Board will continue to accept and process applications for the purpose of developing an Unfunded List based on the order of receipt of the Accepted Applications.

When funds become available, projects on the Unfunded List will be apportioned in the order of date received. From available funds, Grants will be funded first and Grant Adjustments will be funded second. After an Apportionment has been made by the Board, funds will be released automatically by the OPSC. If local funds have been expended, the Apportionment must be used by the LEA [Local Educational Agency] to reimburse the special reserve fund and the original source of funds used to make the LEA expenditures for the ERP project.

Once all ERP funds have been depleted, any applications that have received a prorated Apportionment, a Grant, or a Grant Adjustment will be deemed a full and final Apportionment, any applications remaining fully unfunded on the Unfunded List will be returned to the LEA, and the Unfunded List shall be dissolved.

STAFF ANALYSIS / ATTACHMENT

ERP Regulation Section 1859.322 requires the Board to make apportionments on a monthly basis and provides for an unfunded list to be generated when there is insufficient funding in any given month. ERP Regulation Section 1859.322(b) further requires that if funding is insufficient in any given month Grants will be provided to each application on a prorated basis, unless the proration will result in funding less than 25 percent of the eligible project costs, with the balance placed on an Unfunded List. ERP Regulations further stipulate that when funds become available, projects on the Unfunded List, which includes applications that have been funded with prorated amounts, will be apportioned funds in the order of date received.

RECOMMENDATION

Apportion \$1,157,218 in ERP funds for nine applications listed on the Attachment from Fund 3082-000.

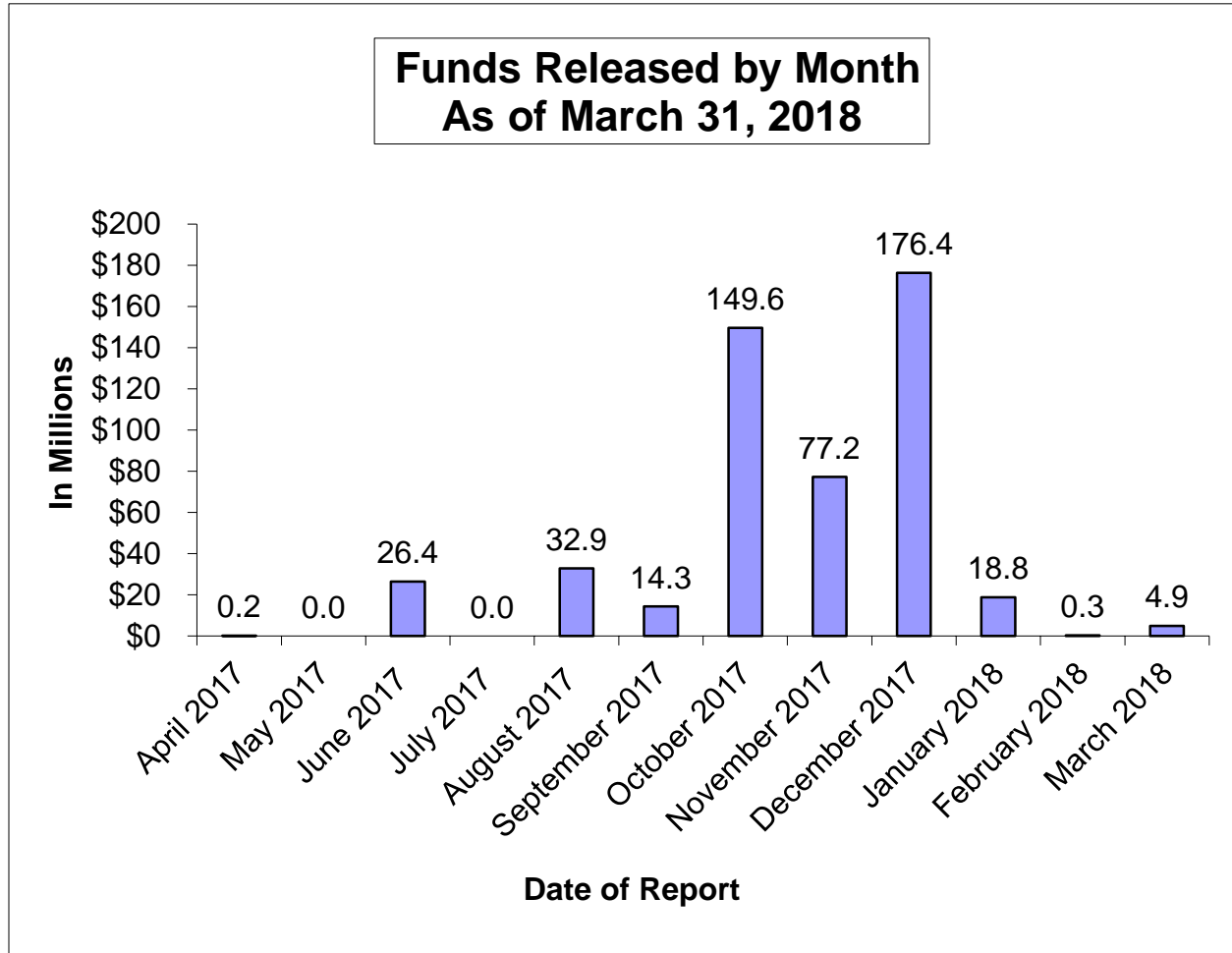
ATTACHMENT
EMERGENCY REPAIR PROGRAM
State Allocation Board Meeting, April 25, 2018

County	Local Educational Agency (LEA)	Site	Application Number	Types of Projects	Apport. Type*	Apportionment	Admin Filing Fees (Included in total)
Kings	Reef-Sunset Unified	Avenal Elementary	61/73932-00-0013	Paving(\$66,315); Paving(\$17,688);	g	\$84,003.00	\$ 1,647
Kings	Reef-Sunset Unified	Avenal Elementary	61/73932-00-0014	Paving(\$7,824); Paving(\$36,676);	g	\$44,500.00	\$ 873
				Reef-Sunset Unified Total State Apportionments		\$128,503.00	
Los Angeles	Hacienda La Puente Unified	Wing Lane Elementary	61/73445-00-0011	Playground Equipment(\$167,334);	e-r	\$167,334.00	\$ 3,281
Los Angeles	Hacienda La Puente Unified	Glenelder Elementary	61/73445-00-0012	Playground Equipment(\$159,008);	e-r	\$159,008.00	\$ 3,118
Los Angeles	Hacienda La Puente Unified	Valinda of Academics	61/73445-00-0013	Playground Equipment(\$91,411);	e-r	\$91,411.00	\$ 1,792
Los Angeles	Hacienda La Puente Unified	Sparks Elementary	61/73445-00-0014	Playground Equipment(\$165,072);	e-r	\$165,072.00	\$ 3,237
				Hacienda La Puente Unified Total State Apportionments		\$582,825.00	
San Diego	San Diego Unified	Emerson/Bandini Elementary	61/68338-00-0297	Windows/Doors/Gates(\$9,546); Plumbing(\$5,689); Electrical(\$4,672); HVAC(\$4,158); Wall Systems(\$1,794); Paving(\$1,520); Graffiti Removal(\$1,380); Flooring Systems(\$1,080); Roofing(\$938); Siding/Fences(\$730); Ceiling System(\$212);	e-r	\$31,719.00	
				San Diego Unified Total State Apportionments		\$31,719.00	
Sonoma	Santa Rosa City	Hilliard Comstock Middle	61/70920-00-0015	Communication Systems(\$260,113);	g	\$260,113.00	\$ 5,000
				Santa Rosa City Total State Apportionments		\$260,113.00	
Sonoma	Santa Rosa Elementary	Lincoln (Abraham) Elementary	61/70912-00-0037	Structural Damage(\$154,058);	g	\$154,058.00	\$ 3,021
				Santa Rosa Elementary Total State Apportionments		\$154,058.00	
				GRAND TOTAL		\$ 1,157,218	

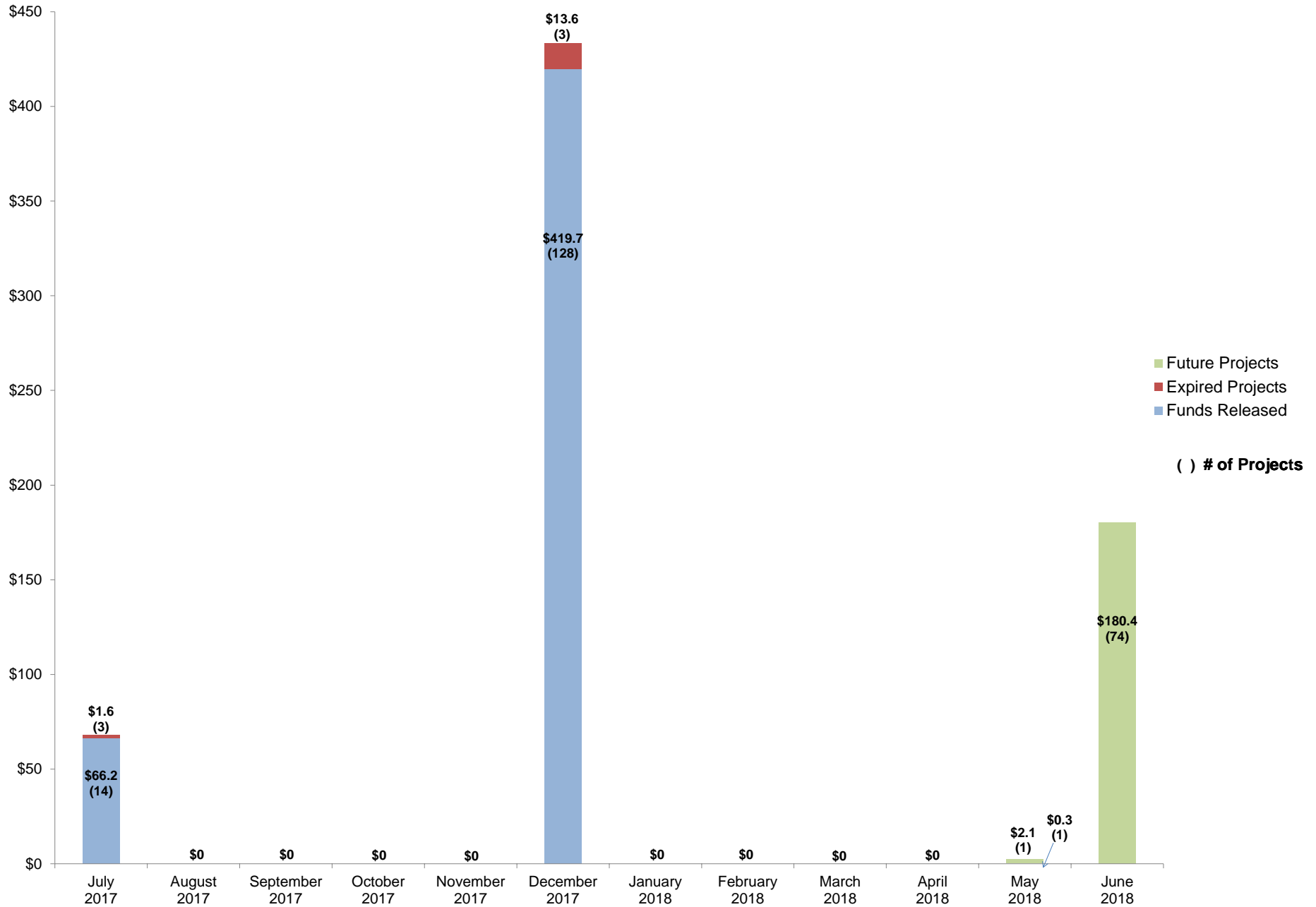
*Application type 'g' identifies requests for grant funding for projects that have not been completed
Application type 'e-r' identifies requests for reimbursement funding for projects that have been completed

REPORT OF THE EXECUTIVE OFFICER
State Allocation Board Meeting, April 25, 2018

STATUS OF FUND RELEASES



Status of School Facility Program Apportionments Set to Expire
 due to Time Limit on Fund Release, as of March 21, 2018 SAB
 (in millions of dollars)



*There are 5 projects (51/62901-00-006, 51/62901-00-010, 51/62901-00-012, 50/62901-00-013, and 51/62901-00-014) for \$23.7 million that were apportioned at the 12/6/2017 SAB; the TLOFR date is 6/6/2019. These projects will be added to the TLOFR chart at a later date.

SCHOOL FACILITY PROGRAM

Available Funds (in Millions) As of April 25, 2018

Program	Original Bond Allocation	Remaining Bond Authority as of March 21, 2018	Estimated Approvals for April 25, 2018	Special Items/PIF	Fund Reconciliation Adjustments for April 25, 2018	Remaining Bond Authority as of April 25, 2018 (excludes Unfunded Approvals)	Accumulated Unfunded Approvals as of March 21, 2018	Estimated Unfunded Approvals for April 25, 2018	Special Items/PIF	Remaining Bond Authority as of April 25, 2018 (includes Unfunded Approvals)
Prop. 51 - \$7 Billion - November 2016										
New Construction	\$3,000.0	\$2,709.8				\$2,709.8	-\$73.4	-\$17.1		\$2,619.3
Modernization	3,000.0	2,748.1				2,748.1	-64.4	-47.1		2,636.6
Career Technical Education	500.0	500.0				500.0				500.0
Charter School	500.0	500.0				500.0	-487.4			12.6
SUBTOTAL	\$7,000.0	\$6,457.9	\$0.0	\$0.0	\$0.0	\$6,457.9^A	-\$625.2	-\$64.2	\$0.0	\$5,768.5
Prop. 1D - \$7.3 Billion - November 2006										
New Construction	\$1,900.0	\$3.1	\$5.0			\$8.1				\$8.1
Seismic Repair		7.6				7.6	-\$3.4			4.2
Modernization	3,300.0	5.0				5.0				5.0
Career Technical Education	500.0	8.5	1.0			9.5				9.5
High Performance Schools	100.0	0.0	0.4			0.4				0.4
Overcrowding Relief	1,000.0	11.4				11.4				11.4
Charter School	500.0	141.7	4.2			145.9	-104.6			41.3
Joint Use	57.5 ^B	0.0				0.0				0.0
SUBTOTAL	\$7,357.5	\$177.3	\$10.6	\$0.0	\$0.0	\$187.9^A	-\$108.0	\$0.0	\$0.0	\$79.9
Prop. 55 - \$10 Billion - March 2004										
New Construction	\$4,965.8 ^C	\$2.3 ^D	\$0.1			\$2.4				\$2.4
Modernization	2,250.0	0.0				0.0				0.0
Critically Overcrowded Schools	2,440.0	0.2	1.9			2.1				2.1
Charter School	300.0	15.7	4.9			20.6	-\$13.3			7.3
Joint Use	66.7 ^E	0.0				0.0				0.0
SUBTOTAL	\$10,022.5	\$18.2	\$6.9	\$0.0	\$0.0	\$25.1^A	-\$13.3	\$0.0	\$0.0	\$11.8
TOTAL PAGE 1	\$24,380.0	\$6,653.4	\$17.5	\$0.0	\$0.0	\$6,670.9	-\$746.5	-\$64.2	\$0.0	\$5,860.2

A Balance of bonding authority excludes unfunded approvals.

B The original bond allocation of \$29 million augmented by \$21 million from Prior Bond Funds to Joint Use at the 06/27/07 SAB meeting and \$7.5 million at the 7/23/08 SAB meeting pursuant to Assembly Bill 127, Chapter 35, Statutes of 2006 (Perata/Nunez).

C The original bond allocation of \$4,960,000,000 augmented by \$5,831,911 from Prior Bonds at the 10/6/2010 SAB meeting.

D It includes the transfer of Critically Overcrowded School Facilities Program Funds to New Construction (transfers in Prop. 55 includes: \$268.8 million approved at the 1/25/2006 SAB meeting, \$318.3 million approved at the 9/23/2009 SAB meeting, \$225 million approved at the 8/4/2010 SAB meeting, \$211.7 million approved at the 12/15/2010 SAB meeting, \$145 million at the 4/25/2012 SAB meeting, \$30.4 million after the 3/20/2013 SAB meeting, and \$32,297 after the 3/26/2014 SAB meeting per SFP Regulation Sections 1859.154 (c)).

E Original bond allocation of \$50,000,000 augmented by \$15,547,233 from the State School Building Aid Fund at the 2/28/2007 SAB meeting and by \$1,232,224 from Prior Bonds at the 10/6/2010 SAB meeting.

F Total authority is not available at this time. There are outstanding accounts receivables of \$5,466,989 for New Construction, \$5,008,459 for Modernization, \$6,197,635 for Career Technical Education, and \$32,255,759 for Charter in Proposition 1D; \$378,094 for New Construction \$1,922,080 for COS, and \$1,107,302 for Charter in Proposition 55.

SCHOOL FACILITY PROGRAM
Available Funds (in Millions) As of April 25, 2018

Program	Original Bond Allocation	Remaining Bond Authority as of March 21, 2018	Estimated Approvals for April 25, 2018	Special Items/PIF	Fund Reconciliation Adjustments for April 25, 2018	Remaining Bond Authority as of April 25, 2018 (excludes Unfunded Approvals)	Accumulated Unfunded Approvals as of March 21, 2018	Estimated Unfunded Approvals for April 25, 2018	Special Items/PIF	Remaining Bond Authority as of April 25, 2018 (includes Unfunded Approvals)
Prop. 47 - \$11.4 Billion - November 2002										
New Construction	\$6,250.0	\$2.0 ^C	\$0.1		\$12.1 ^E	\$14.2		-\$13.3		\$0.9 ^D
Modernization	3,300.0	0.0			0.2 ^E	0.2				0.2
Critically Overcrowded Schools	1,700.0	0.0				0.0				0.0
Charter School	100.0	1.5	1.1		1.3 ^E	3.9	-\$0.6			3.3
Joint Use	50.0	0.0				0.0				0.0
SUBTOTAL	\$11,400.0	\$3.5	\$1.2	\$0.0	\$13.6	\$18.3^A	-\$0.6	-\$13.3	\$0.0	\$4.4
Prop. 1A - \$6.7 Billion - November 1998										
New Construction	\$2,900.0	\$11.6				\$11.6	-\$11.6			\$0.0
Modernization	2,100.0	0.0				0.0				0.0
Hardship	1,000.0	0.3				0.3				0.3
Class Size Reduction	700.0	0.0				0.0				0.0
SUBTOTAL	\$6,700.0	\$11.9	\$0.0	\$0.0	\$0.0	\$11.9^A	-\$11.6	\$0.0	\$0.0	\$0.3
TOTAL PAGE 2	\$18,100.0	\$15.4	\$1.2	\$0.0	\$13.6	\$30.2	-\$12.2	-\$13.3	\$0.0	\$4.7
TOTAL FROM PAGE 1	\$24,380.0	\$6,653.4	\$17.5	\$0.0	\$0.0	\$6,670.9	-\$746.5	-\$64.2	\$0.0	\$5,860.2
GRAND TOTAL	\$42,480.0	\$6,668.8	\$18.7	\$0.0	\$0.0	\$6,701.1	-\$758.7	-\$77.5	\$0.0	\$5,864.9

NEEDS ASSESSMENT/EMERGENCY REPAIR PROGRAM

Program	Appropriation	Remaining Settlement as of March 21, 2018	Estimated Approvals for April 25, 2018	Special Items	Fund Reconciliation Adjustments for April 25, 2018	Remaining Settlement as of April 25, 2018 (excludes Unfunded Approvals)	Accumulated Unfunded Approvals as of March 21, 2018	Estimated Unfunded Approvals for April 25, 2018	Special Items	Remaining Settlement as of April 25, 2018
SB 6, Chapter 899, Statutes of 2004										
Needs Assessment Program (SFNAGP)	\$2.5	\$0.0				\$0.0				\$0.0
Emergency Repair Program (ERP)	800.0	1.7	-\$1.2			0.5				0.5 ^D
TOTAL	\$802.5	\$1.7	-\$1.2	\$0.0	\$0.0	\$0.5^B	\$0.0	\$0.0	\$0.0	\$0.5

A Balance of bonding authority excludes unfunded approvals.

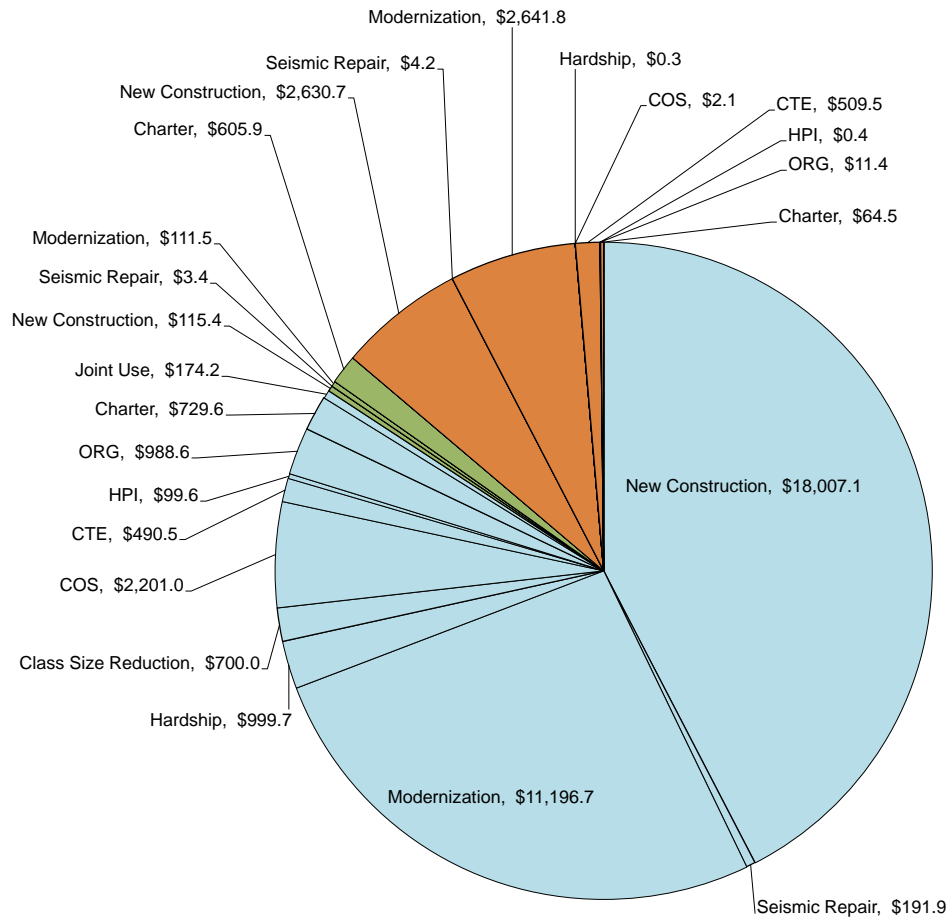
B Balance of settlement authority excludes unfunded approvals.

C It includes the transfer of Critically Overcrowded School Facilities Program Funds to New Construction (transfer in Prop. 47 includes: \$700 million approved at the 3/25/2009 SAB meeting, \$68.1 million approved at the 9/23/2009 SAB meeting, and \$58,644 after the 3/26/2014 SAB meeting per SFP Regulation Section 1859.154 (c)).

D Total authority is not available at this time. There are outstanding account receivables of \$109,865 for new construction in Proposition 47 and \$9,464 in ERP.

E Adjustment made for interest received from school districts and reconciliation with State Controller's Office.

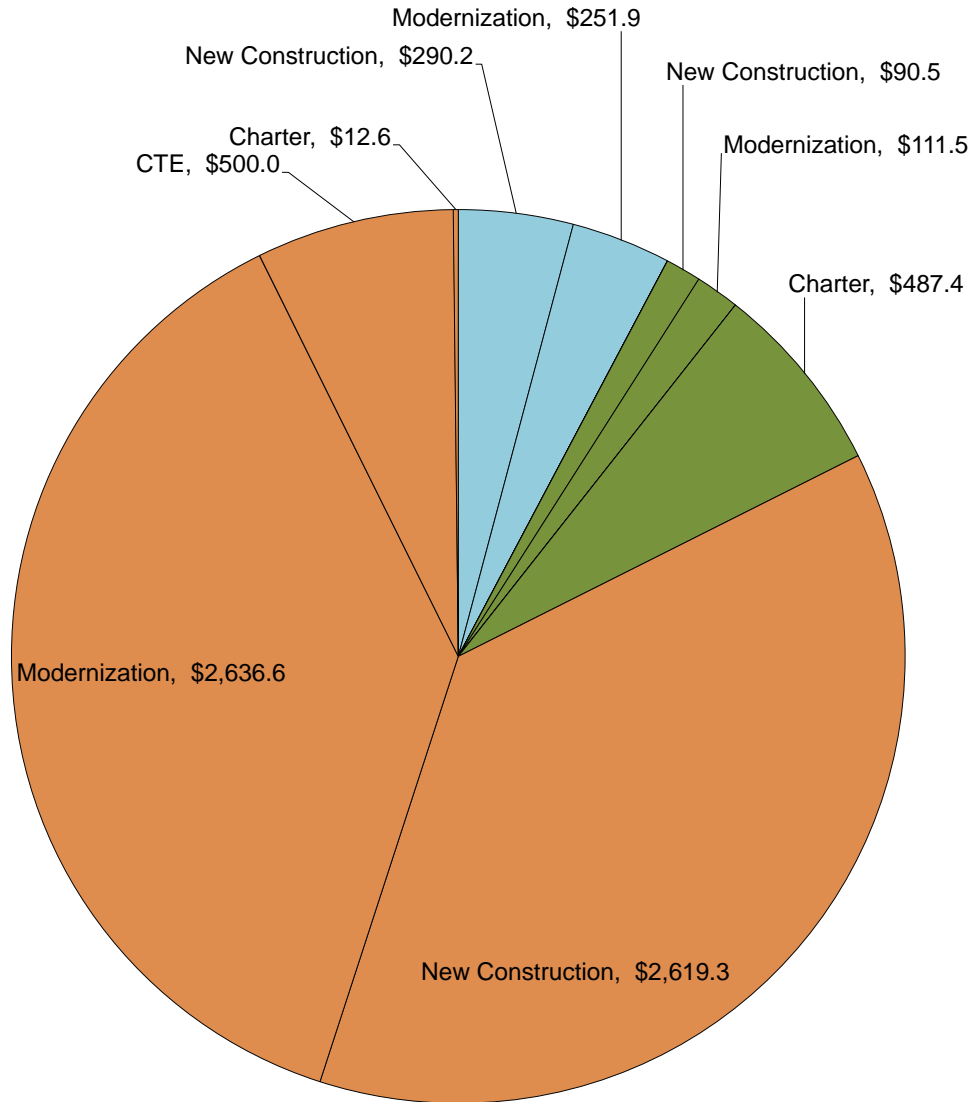
Proposition 51, 1D, 55, 47, and 1A Bond Authority - \$42.480 billion (in millions)



Proposition 51, 1D, 55, 47, and 1A Totals		
New Construction*	\$ 18,007.1	
Seismic Repair	\$ 191.9	
Modernization	\$ 11,196.7	
Hardship	\$ 999.7	
Class Size Reduction	\$ 700.0	
COS	\$ 2,201.0	
CTE	\$ 490.5	
HPI	\$ 99.6	
ORG	\$ 988.6	
Charter	\$ 729.6	
Joint Use	\$ 174.2	
Apportioned	\$ 35,778.9	84.2%
New Construction	\$ 115.4	
Seismic Repair	\$ 3.4	
Modernization	\$ 111.5	
Hardship	\$ -	
Class Size Reduction	\$ -	
COS	\$ -	
CTE	\$ -	
HPI	\$ -	
ORG	\$ -	
Charter	\$ 605.9	
Joint Use	\$ -	
Unfunded Approvals	\$ 836.2	2.0%
New Construction	\$ 2,630.7	
Seismic Repair	\$ 4.2	
Modernization	\$ 2,641.8	
Hardship	\$ 0.3	
Class Size Reduction	\$ -	
COS	\$ 2.1	
CTE	\$ 509.5	
HPI	\$ 0.4	
ORG	\$ 11.4	
Charter	\$ 64.5	
Joint Use	\$ -	
Remaining Bond Authority	\$ 5,864.9	13.8%
Grand Total	\$ 42,480	100.0%

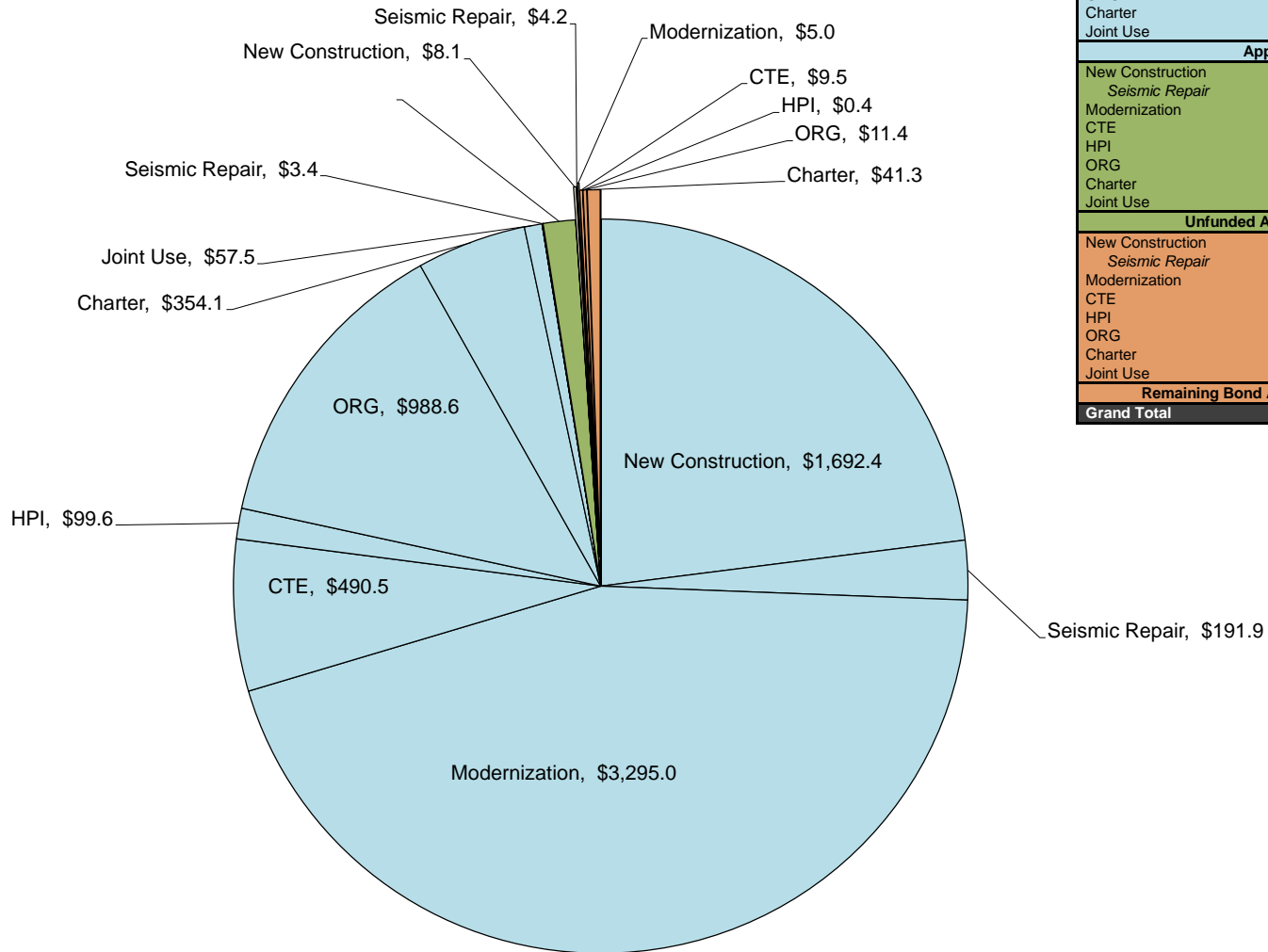
*Includes Energy Efficiency, Small High Schools, Seismic Repair, and the transfer of Critically Overcrowded School Facilities Program Funds to New Construction (\$700 million and \$68.1 million from Prop. 47; \$268.8 million, \$318.3 million, \$225 million, \$211.7 million, \$145 million, and \$30.4 million from Prop. 55). Also, Prop 55 includes \$5.8 million from the Lease Purchase Program on October 6, 2010.

Proposition 51 Bond Authority - \$7.000 billion (in millions)



Proposition 51 Totals		
New Construction	\$ 290.2	
Modernization	\$ 251.9	
CTE	\$ -	
Charter	\$ -	
Apportioned	\$ 542.1	7.7%
New Construction	\$ 90.5	
Modernization	\$ 111.5	
CTE	\$ -	
Charter	\$ 487.4	
Unfunded Approvals	\$ 689.4	9.8%
New Construction	\$ 2,619.3	
Modernization	\$ 2,636.6	
CTE	\$ 500.0	
Charter	\$ 12.6	
Remaining Bond Authority	\$ 5,768.5	82.4%
Grand Total	\$ 7,000	100.0%

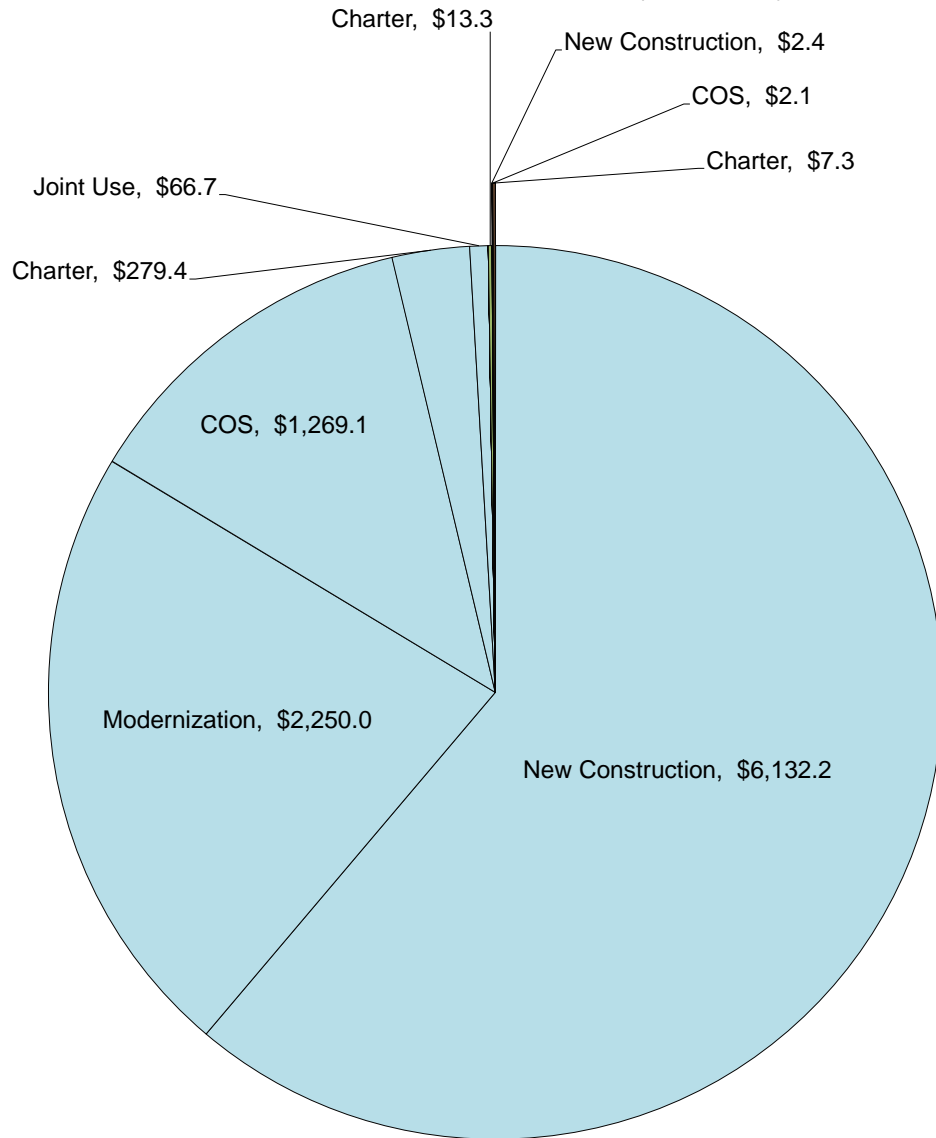
Proposition 1D Bond Authority - \$7.358 billion (in millions)



Proposition 1D Totals		
New Construction	\$	1,692.4
<i>Seismic Repair</i>	\$	191.9
Modernization	\$	3,295.0
CTE	\$	490.5
HPI	\$	99.6
ORG	\$	988.6
Charter	\$	354.1
Joint Use	\$	57.5
Apportioned	\$	7,169.6
		97.4%
New Construction	\$	-
<i>Seismic Repair</i>	\$	3.4
Modernization	\$	-
CTE	\$	-
HPI	\$	-
ORG	\$	-
Charter	\$	104.6
Joint Use	\$	-
Unfunded Approvals	\$	108.0
		1.5%
New Construction	\$	8.1
<i>Seismic Repair</i>	\$	4.2
Modernization	\$	5.0
CTE	\$	9.5
HPI	\$	0.4
ORG	\$	11.4
Charter	\$	41.3
Joint Use	\$	-
Remaining Bond Authority	\$	79.9
		1.1%
Grand Total	\$	7,358
		100.0%

Proposition 55 Bond Authority - \$10.023 billion

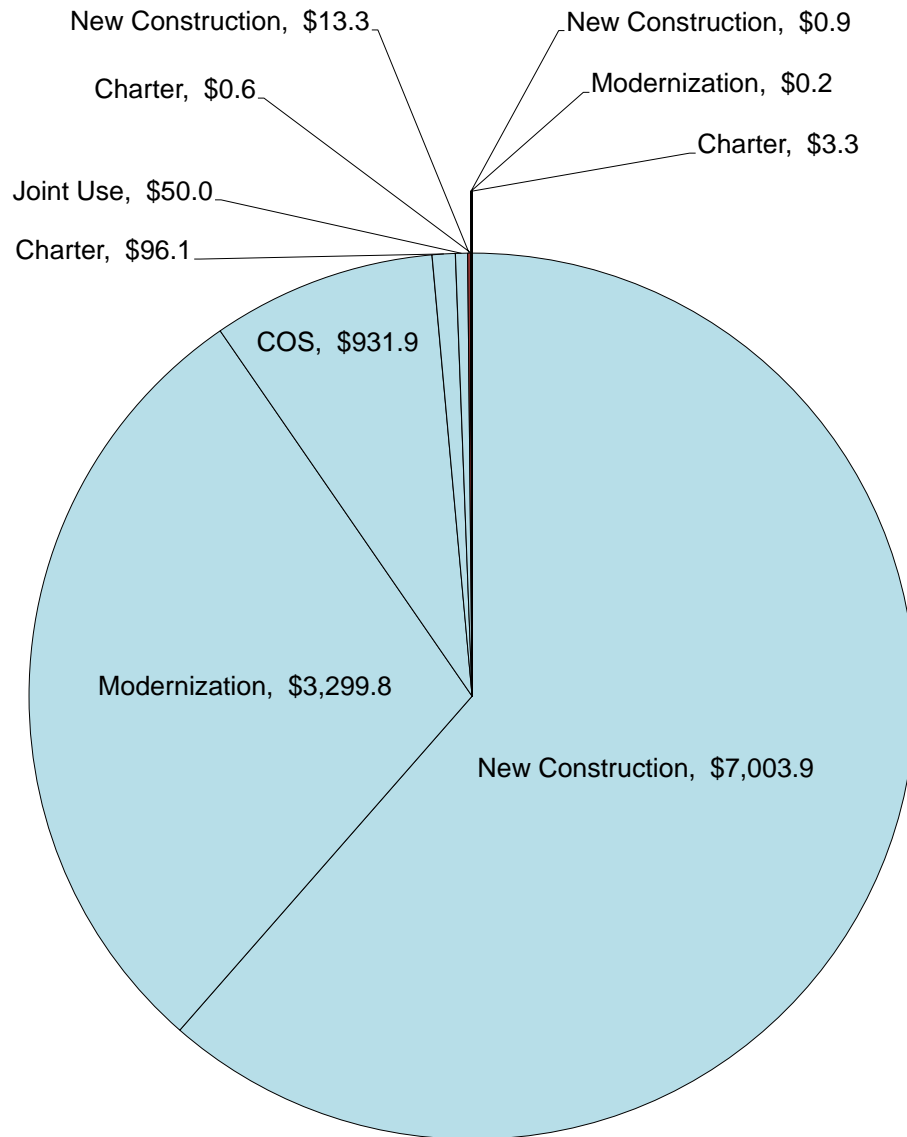
(in millions)



Proposition 55 Totals		
New Construction	\$ 6,132.2	
Modernization	\$ 2,250.0	
COS	\$ 1,269.1	
Charter	\$ 279.4	
Joint Use	\$ 66.7	
Apportioned	\$ 9,997.4	99.7%
New Construction	\$ -	
Modernization	\$ -	
COS	\$ -	
Charter	\$ 13.3	
Joint Use	\$ -	
Unfunded Approvals	\$ 13.3	0.1%
New Construction	\$ 2.4	
Modernization	\$ -	
COS	\$ 2.1	
Charter	\$ 7.3	
Joint Use	\$ -	
Remaining Bond Authority	\$ 11.8	0.1%
Grand Total	\$ 10,023	100.0%

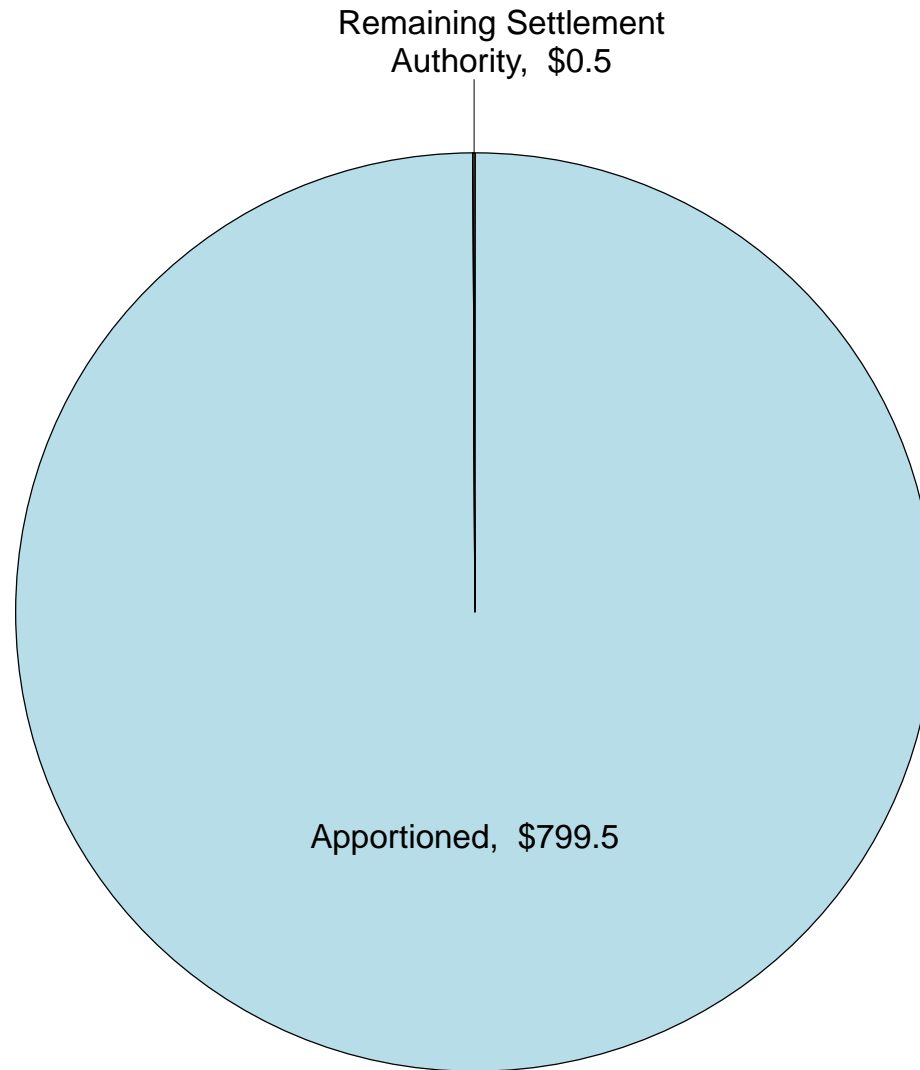
Proposition 47 Bond Authority - \$11.400 billion

(in millions)



Proposition 47 Totals		
New Construction	\$ 7,003.9	
Modernization	\$ 3,299.8	
COS	\$ 931.9	
Charter	\$ 96.1	
Joint Use	\$ 50.0	
Apportioned	\$ 11,381.7	99.8%
New Construction	\$ 13.3	
Modernization	\$ -	
COS	\$ -	
Charter	\$ 0.6	
Joint Use	\$ -	
Unfunded Approvals	\$ 13.9	0.1%
New Construction	\$ 0.9	
Modernization	\$ 0.2	
COS	\$ -	
Charter	\$ 3.3	
Joint Use	\$ -	
Remaining Bond Authority	\$ 4.4	0.0%
Grand Total	\$ 11,400	100.0%

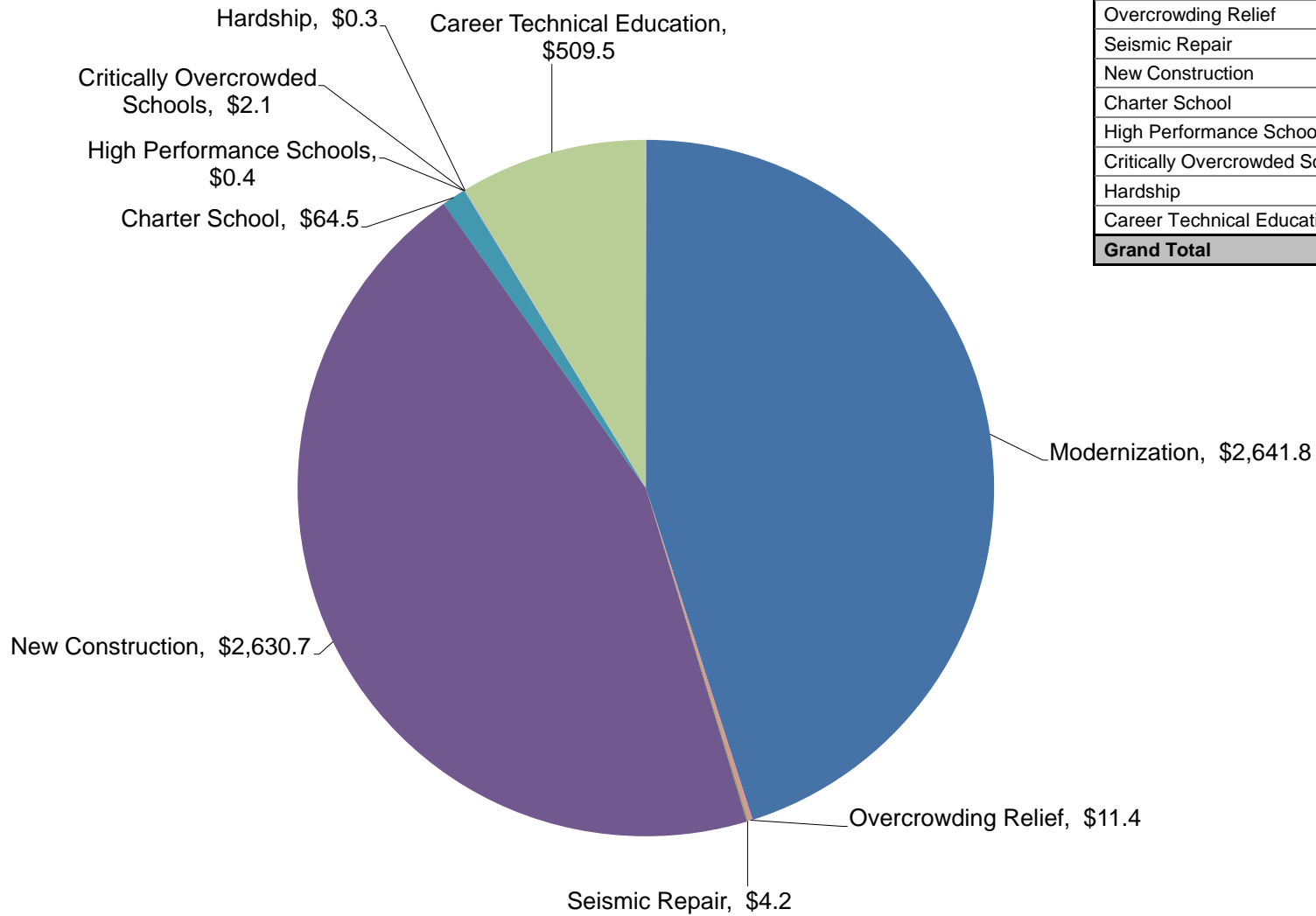
Emergency Repair Program Settlement Authority - \$800 million



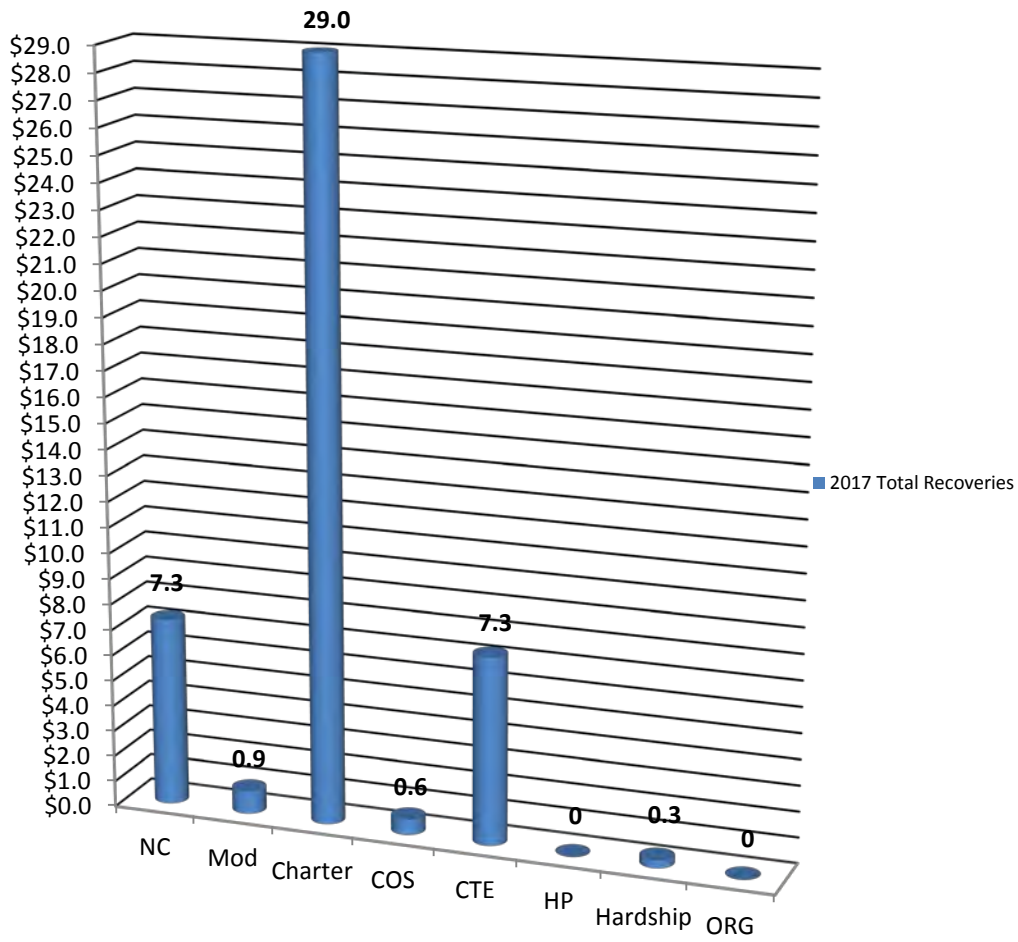
Remaining Bond Authority - \$5,864.90 million

(by program, in millions)
As of April 25, 2018

Remaining Bond Authority (in millions)	
Modernization	\$ 2,641.8
Overcrowding Relief	\$ 11.4
Seismic Repair	\$ 4.2
New Construction	\$ 2,630.7
Charter School	\$ 64.5
High Performance Schools	\$ 0.4
Critically Overcrowded Schools	\$ 2.1
Hardship	\$ 0.3
Career Technical Education	\$ 509.5
Grand Total	\$ 5,864.9



Fund Recoveries* – 2017
(Totals represented in millions of dollars)

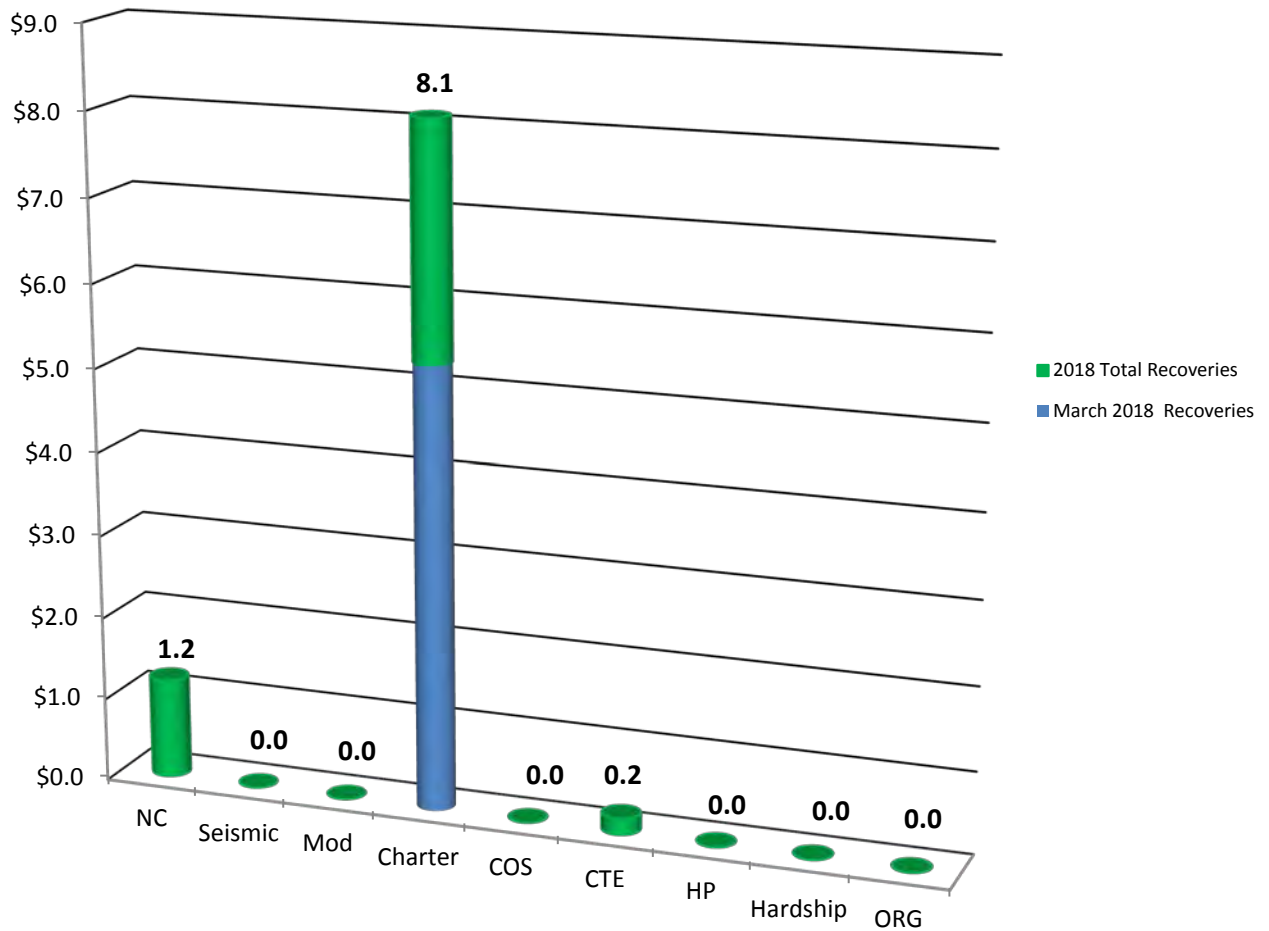


	2017 Totals**
NC	\$7,255,771
Modernization	\$923,279
Charter	\$28,973,242
COS	\$556,835
CTE	\$7,347,780
HP	\$0
Hardship	\$251,798
ORG	\$702
Total	\$45,309,407

*Includes bond proceeds returned (authority may not be available) to the program through reductions to cost incurred, close-outs, loan repayments, rescissions and special education local plan area transfers.

** 2017 Totals does not reflect any reallocation of authority. For current availability of bond authority, see Status of Funds.

Fund Recoveries* – as of March 31, 2018
(Totals represented in millions of dollars)



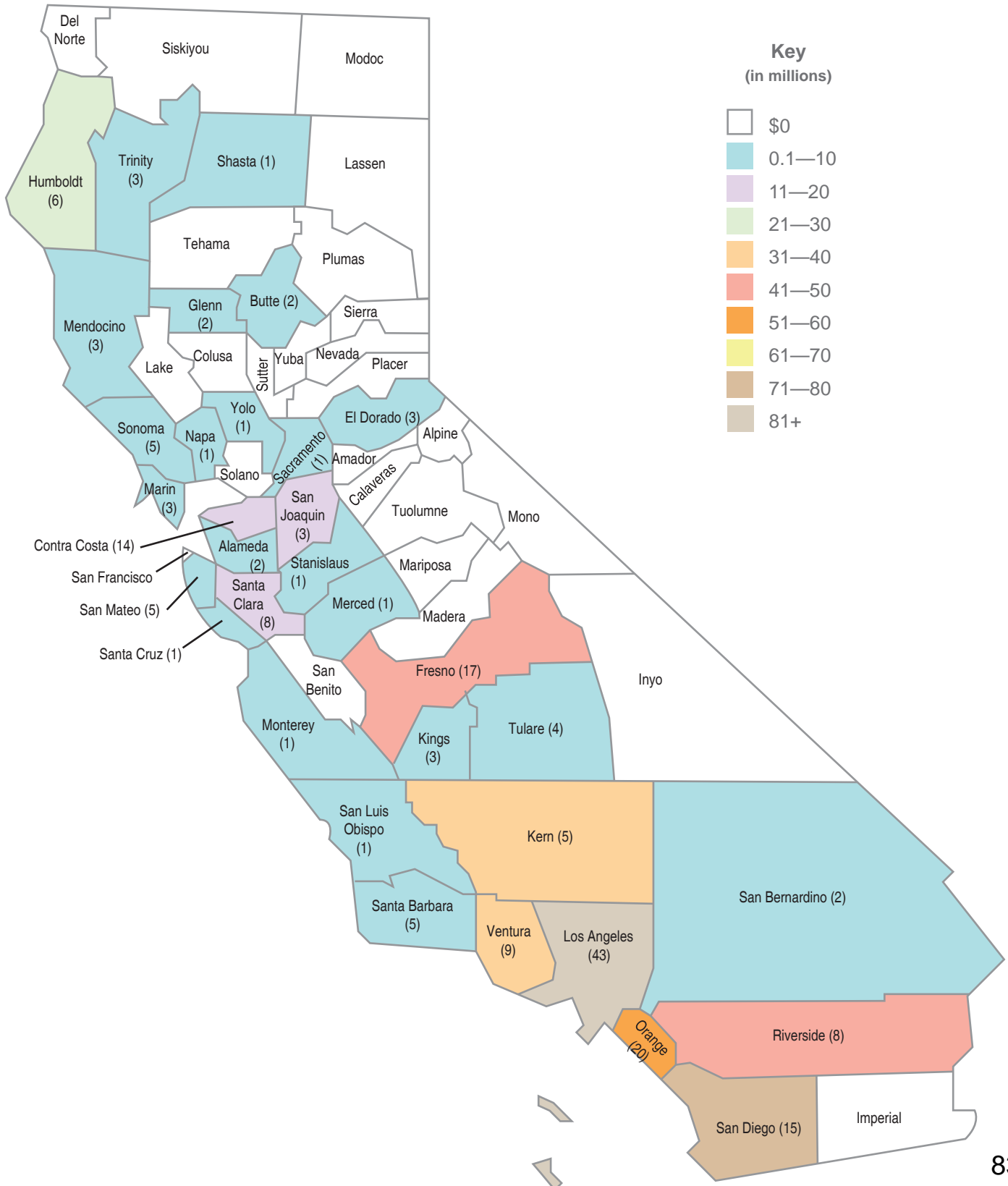
March 2018	1A	47	55	1D	51	March Totals	2018 Totals**
NC	\$0	\$0	\$100	\$0	\$0	\$100	\$1,211,954
Seismic	\$0	\$0	\$0	\$0	\$0	\$0	\$0
Modernization	\$0	\$0	\$0	\$0	\$0	\$0	\$66,050
Charter	\$0	\$0	\$0	\$5,255,759	\$0	\$5,255,759	\$8,085,409
COS	\$0	\$0	\$0	\$0	\$0	\$0	\$0
CTE	\$0	\$0	\$0	\$0	\$0	\$0	\$213,555
HP	\$0	\$0	\$0	\$0	\$0	\$0	\$0
Hardship	\$0	\$0	\$0	\$0	\$0	\$0	\$32,171
ORG	\$0	\$0	\$0	\$0	\$0	\$0	\$0
Total						\$5,255,859	\$9,609,139

*Includes bond proceeds returned (authority may not be available) to the program through reductions to cost incurred, close-outs, loan repayments, rescissions and special education local plan area transfers.

** 2018 Totals does not reflect any reallocation of authority. For current availability of bond authority, see Status of Funds.

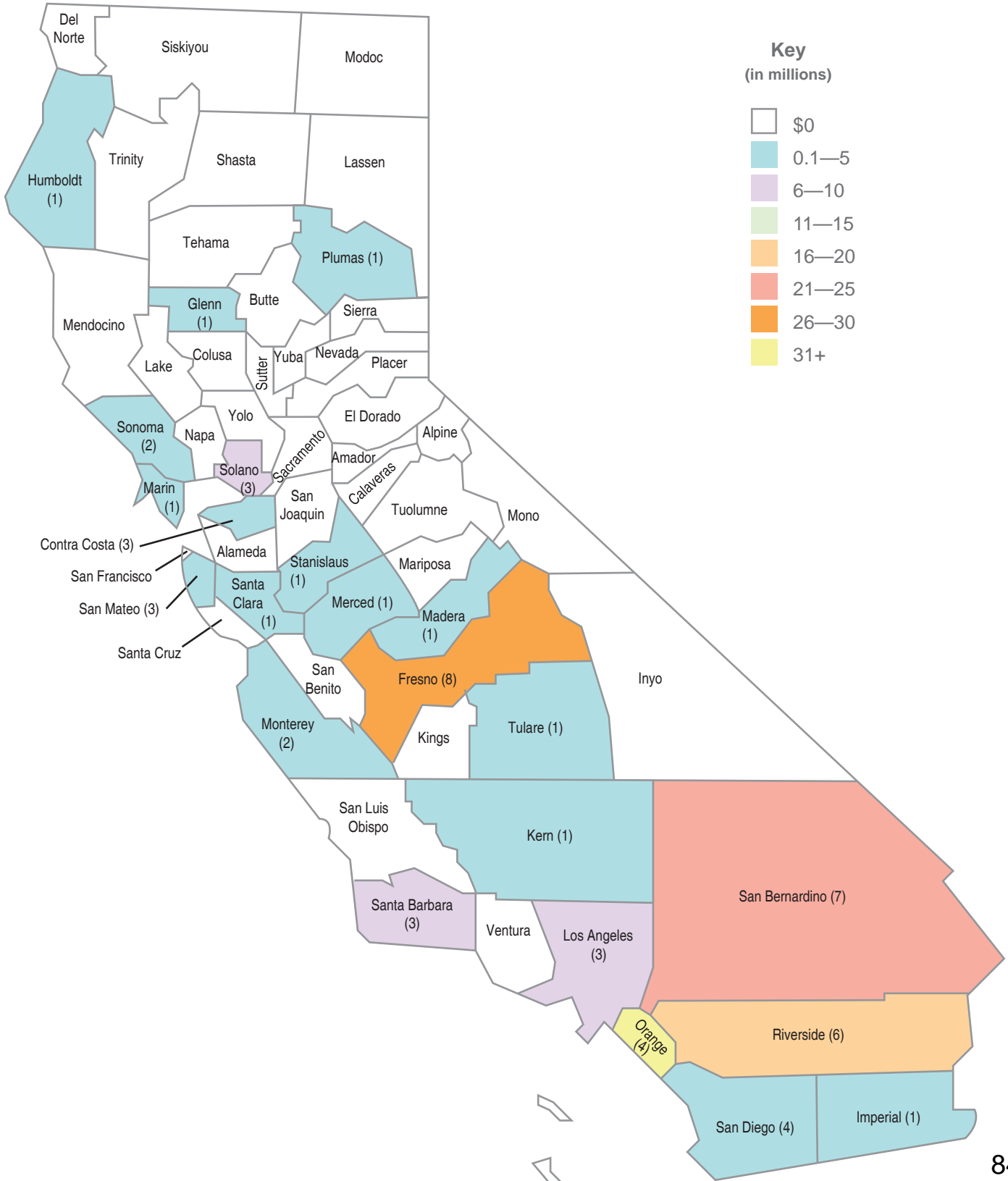
School Facility Program Proposition 51 Apportionments by County

The graphic below displays the amount Apportioned (\$542.1 million) for 199 School Facility Program projects from 102 school districts as of March 31, 2018. The data includes only bond authority provided by Proposition 51 approved by voters in November 2016.



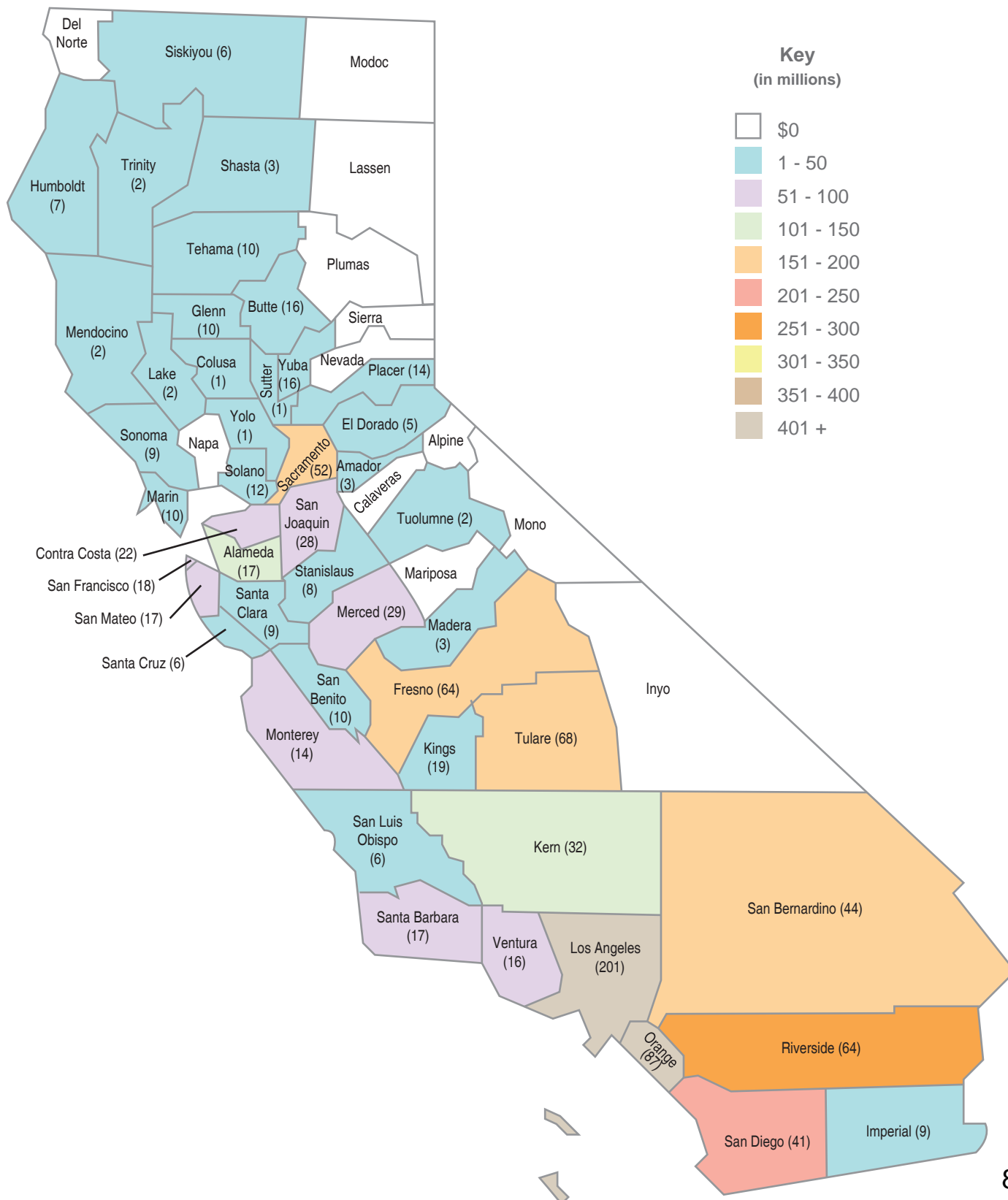
School Facility Program Proposition 51 Unfunded Approvals by County

The graphic below displays the amount of Unfunded Approvals (\$153.0 million) for 59 School Facility Program projects from 42 school districts as of March 31, 2018. The data includes only bond authority provided by Proposition 51 approved by voters in November 2016.



School Facility Program Proposition 51 Current Workload by County

The graphic below displays the Office of Public School Construction's Workload List for New Construction and Modernization (\$3,565.2 million) for 1,033 School Facility Program projects from 303 school districts as of March 31, 2018. The projects are anticipated to be allocated from bond authority provided by Proposition 51 approved by voters in November 2016.



**Proposition 51 Distribution
As of March 31, 2018**

County	Apportioned		Unfunded		Workload List	
	Project Count	Dollar Amount	Project Count	Dollar Amount	Project Count	Dollar Amount
Alameda	2	\$ 3,856,750.00	0	\$ -	17	\$ 149,863,116.00
Alpine	0	\$ -	0	\$ -	0	\$ -
Amador	0	\$ -	0	\$ -	3	\$ 6,422,842.00
Butte	2	\$ 3,667,607.00	0	\$ -	16	\$ 29,085,929.00
Calaveras	0	\$ -	0	\$ -	0	\$ -
Colusa	0	\$ -	0	\$ -	1	\$ 1,480,857.00
Contra Costa	14	\$ 20,185,738.00	3	\$ 4,405,007.00	22	\$ 56,326,685.00
Del Norte	0	\$ -	0	\$ -	0	\$ -
El Dorado	3	\$ 3,436,338.00	0	\$ -	5	\$ 6,837,371.00
Fresno	17	\$ 56,749,246.00	8	\$ 28,826,681.00	64	\$ 188,538,207.00
Glenn	2	\$ 2,803,635.00	1	\$ 120,396.00	10	\$ 16,616,836.00
Humboldt	6	\$ 24,055,996.00	1	\$ 2,713,111.00	7	\$ 8,682,987.00
Imperial	0	\$ -	1	\$ 51,890.00	9	\$ 26,962,056.00
Inyo	0	\$ -	0	\$ -	0	\$ -
Kern	5	\$ 38,800,193.00	1	\$ 182,369.00	32	\$ 128,089,261.00
Kings	3	\$ 5,131,273.00	0	\$ -	19	\$ 34,105,071.00
Lake	0	\$ -	0	\$ -	2	\$ 1,462,037.00
Lassen	0	\$ -	0	\$ -	0	\$ -
Los Angeles	43	\$ 103,334,310.00	3	\$ 6,368,583.00	201	\$ 560,558,419.00
Madera	0	\$ -	1	\$ 41,985.00	3	\$ 24,406,628.00
Marin	3	\$ 2,226,023.00	1	\$ 3,193,882.00	10	\$ 15,107,164.00
Mariposa	0	\$ -	0	\$ -	0	\$ -
Mendocino	3	\$ 939,142.00	0	\$ -	2	\$ 3,224,859.00
Merced	1	\$ 5,203,880.00	1	\$ 405.00	29	\$ 72,529,961.00
Modoc	0	\$ -	0	\$ -	0	\$ -
Mono	0	\$ -	0	\$ -	0	\$ -
Monterey	1	\$ 54,771.00	2	\$ 137,773.00	14	\$ 84,898,215.00
Napa	1	\$ 442,693.00	0	\$ -	0	\$ -
Nevada	0	\$ -	0	\$ -	0	\$ -
Orange	20	\$ 52,377,231.00	4	\$ 31,169,792.00	87	\$ 556,362,141.00
Placer	0	\$ -	0	\$ -	14	\$ 69,670,599.00
Plumas	0	\$ -	1	\$ 526,164.00	0	\$ -
Riverside	8	\$ 45,061,200.00	6	\$ 20,361,332.00	64	\$ 265,219,360.00
Sacramento	1	\$ 454,883.00	0	\$ -	52	\$ 153,899,383.00
San Benito	0	\$ -	0	\$ -	10	\$ 42,202,459.00
San Bernardino	2	\$ 6,603,747.00	7	\$ 24,252,449.00	44	\$ 153,096,264.00
San Diego	15	\$ 75,021,383.00	4	\$ 2,688,650.00	41	\$ 204,993,007.00
San Francisco	0	\$ -	0	\$ -	18	\$ 69,109,529.00
San Joaquin	3	\$ 11,652,571.00	0	\$ -	28	\$ 97,773,055.00
San Luis Obispo	1	\$ 3,219,642.00	0	\$ -	6	\$ 13,741,085.00
San Mateo	5	\$ 6,204,843.00	3	\$ 3,068,821.00	17	\$ 59,908,089.00
Santa Barbara	5	\$ 5,440,601.00	3	\$ 8,978,737.00	17	\$ 74,837,801.00
Santa Clara	8	\$ 13,061,316.00	1	\$ 601,054.00	9	\$ 32,224,518.00
Santa Cruz	1	\$ 308,740.00	0	\$ -	6	\$ 10,256,247.00
Shasta	1	\$ 451,339.00	0	\$ -	3	\$ 4,168,895.00
Sierra	0	\$ -	0	\$ -	0	\$ -
Siskiyou	0	\$ -	0	\$ -	6	\$ 6,079,335.00
Solano	0	\$ -	3	\$ 7,024,595.00	12	\$ 13,508,610.00
Sonoma	5	\$ 5,235,895.00	2	\$ 3,158,773.00	9	\$ 9,751,009.00
Stanislaus	1	\$ 2,687,814.00	1	\$ 3,070,426.00	8	\$ 12,788,260.00
Sutter	0	\$ -	0	\$ -	1	\$ 8,194,864.00
Tehama	0	\$ -	0	\$ -	10	\$ 10,076,276.00
Trinity	3	\$ 4,357,122.00	0	\$ -	2	\$ 4,053,761.00
Tulare	4	\$ 4,674,484.00	1	\$ 2,034,671.00	68	\$ 175,611,776.00
Tuolumne	0	\$ -	0	\$ -	2	\$ 3,427,966.00
Ventura	9	\$ 33,333,635.00	0	\$ -	16	\$ 95,414,404.00
Yolo	1	\$ 1,053,910.00	0	\$ -	1	\$ 698,675.00
Yuba	0	\$ -	0	\$ -	16	\$ 2,936,003.00

Total	199	\$ 542,087,951.00	59	\$ 152,977,546.00	1,033	\$ 3,565,201,872.00
--------------	------------	--------------------------	-----------	--------------------------	--------------	----------------------------

School Facility Program Bond Authority from Proposition 51

(in millions of dollars, as of March 31, 2018)

New Construction

Legend

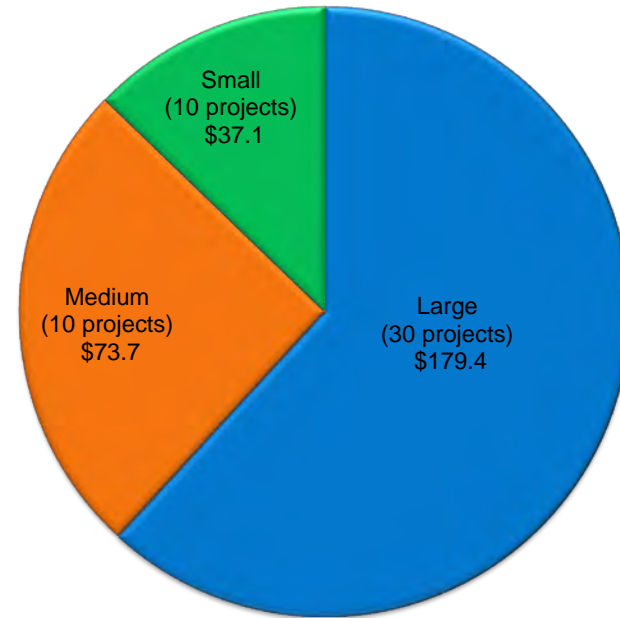
Small School Districts – ADA < 2,500 pupils

Medium School Districts – ADA > 2,500 pupils < 10,000 pupils

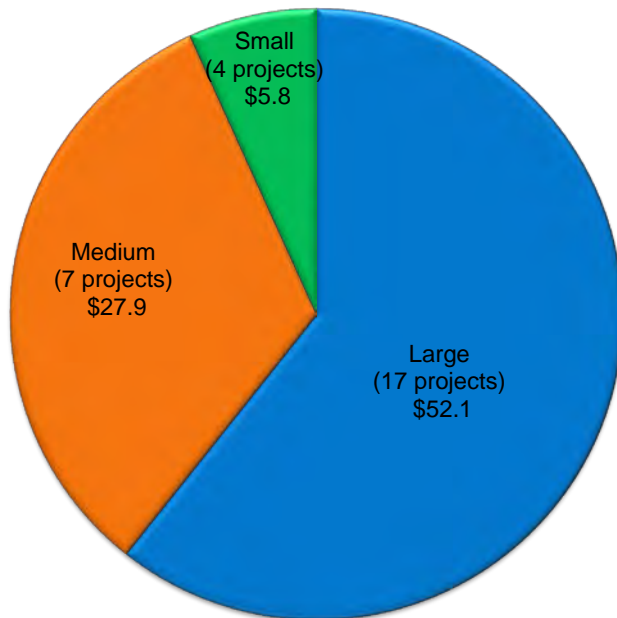
Large School Districts – ADA > 10,000 pupils

District Size
(# of projects)
(in millions)

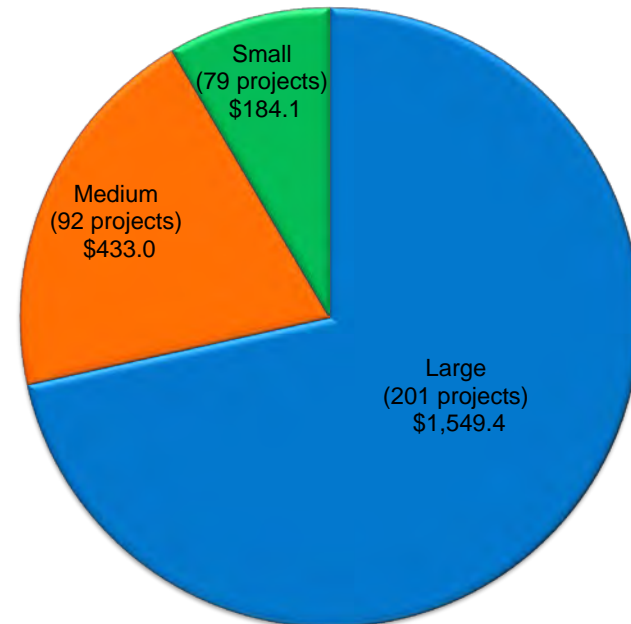
APPORTIONED



UNFUNDED



CURRENT WORKLOAD



School Facility Program Bond Authority from Proposition 51

(in millions of dollars, as of March 31, 2018)

Modernization

Legend

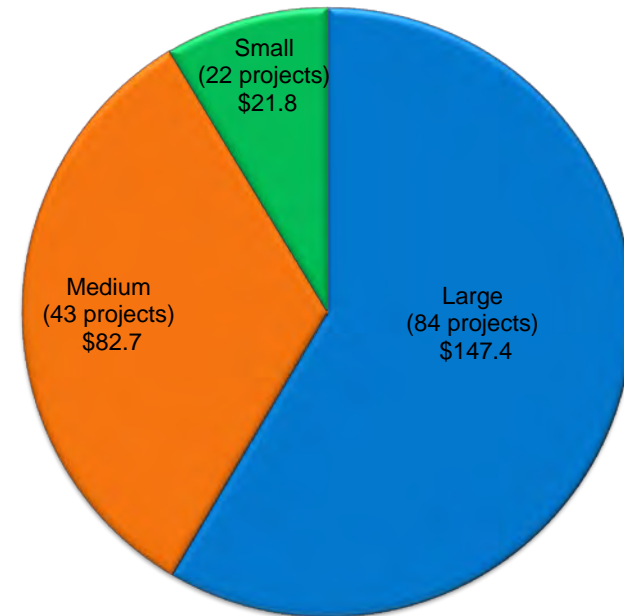
Small School Districts – ADA < 2,500 pupils

Medium School Districts – ADA > 2,500 pupils < 10,000 pupils

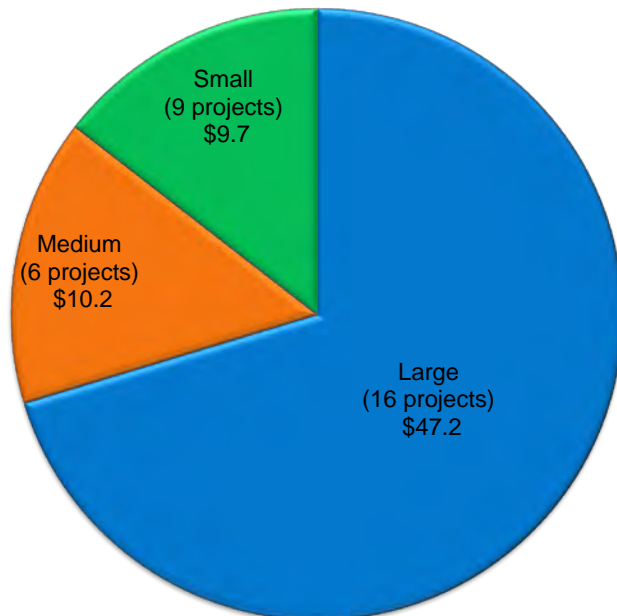
Large School Districts – ADA > 10,000 pupils

District Size
(# of projects)
(in millions)

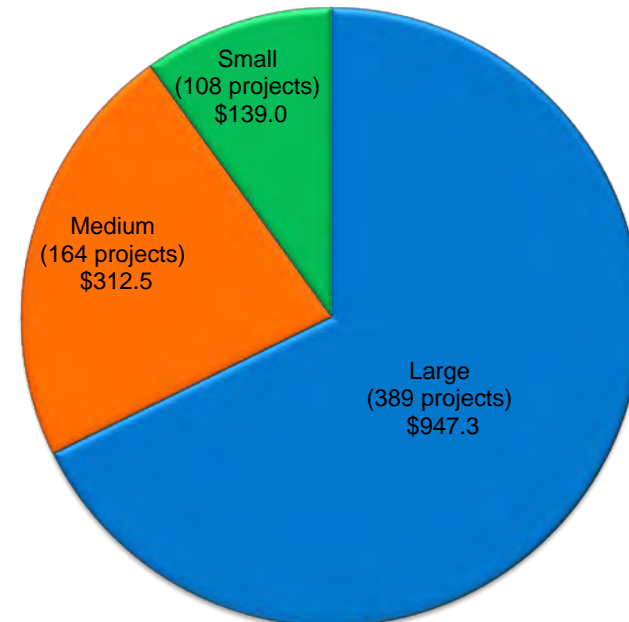
APPORTIONED



UNFUNDED



CURRENT WORKLOAD



Number of Unique School Districts Receiving Proposition 51 Funds

(As of March 31, 2018)

New Construction

	School Districts Statewide		
	#	%	Enrollment
Small – ADA < 2,500 pupils	578	56%	404,076
Medium – ADA > 2,500 pupils < 10,000 pupils	275	27%	1,406,654
Large – ADA > 10,000 pupils	171	17%	4,417,505
	1,024	100%	6,228,235

Unique School Districts Receiving Prop 51 funds (% of funding to small, medium, and large school district vs. all school districts)								
Apportioned			Unfunded			Workload		
#	%	Enrollment	#	%	Enrollment	#	%	Enrollment
5	0.5%	2,487	4	0.4%	2,845	54	5.3%	43,000
10	1.0%	53,310	7	0.7%	35,287	58	5.7%	318,198
17	1.7%	1,129,677	14	1.4%	1,027,306	63	6.2%	1,516,986
32	3.1%	1,185,474	25	2.4%	1,065,438	175	17.1%	1,878,184

Unique School Districts Receiving Prop 51 funds (% of funding to small, medium or large school districts)								
Apportioned			Unfunded			Workload		
#	%	Enrollment	#	%	Enrollment	#	%	Enrollment
5	15.6%	2,487	4	16.0%	2,845	54	30.9%	43,000
10	31.3%	53,310	7	28.0%	35,287	58	33.1%	318,198
17	53.1%	1,129,677	14	56.0%	1,027,306	63	36.0%	1,516,986
32	100.0%	1,185,474	25	100.0%	1,065,438	175	100.0%	1,878,184

Unique School Districts Receiving Prop 51 funds (% of students statewide)								
Apportioned			Unfunded			Workload		
#	%	Enrollment	#	%	Enrollment	#	%	Enrollment
5	0.0%	2,487	4	0.0%	2,845	54	0.7%	43,000
10	0.9%	53,310	7	0.6%	35,287	58	5.1%	318,198
17	18.1%	1,129,677	14	16.5%	1,027,306	63	24.4%	1,516,986
32	19.0%	1,185,474	25	17.1%	1,065,438	175	30.2%	1,878,184

Modernization

	School Districts Statewide		
	#	%	Enrollment
Small – ADA < 2,500 pupils	578	56%	404,076
Medium – ADA > 2,500 pupils < 10,000 pupils	275	27%	1,406,654
Large – ADA > 10,000 pupils	171	17%	4,417,505
	1,024	100%	6,228,235

Unique School Districts Receiving Prop 51 funds (% of funding to small, medium, and large school district vs. all school districts)								
Apportioned			Unfunded			Workload		
#	%	Enrollment	#	%	Enrollment	#	%	Enrollment
19	1.9%	17,402	8	0.8%	6,431	72	7.0%	62,518
24	2.3%	136,119	5	0.5%	25,313	68	6.6%	345,685
36	3.5%	1,603,912	8	0.8%	201,643	73	7.1%	2,579,989
79	7.7%	1,757,433	21	2.1%	233,387	213	20.8%	2,988,192

Unique School Districts Receiving Prop 51 funds (% of funding to small, medium or large school districts)								
Apportioned			Unfunded			Workload		
#	%	Enrollment	#	%	Enrollment	#	%	Enrollment
19	24.1%	17,402	8	38.1%	6,431	72	33.8%	62,518
24	30.4%	136,119	5	23.8%	25,313	68	31.9%	345,685
36	45.6%	1,603,912	8	38.1%	201,643	73	34.3%	2,579,989
79	100.0%	1,757,433	21	100.0%	233,387	213	100.0%	2,988,192

Unique School Districts Receiving Prop 51 funds (% of students statewide)								
Apportioned			Unfunded			Workload		
#	%	Enrollment	#	%	Enrollment	#	%	Enrollment
19	0.3%	17,402	8	0.1%	6,431	72	1.0%	62,518
24	2.2%	136,119	5	0.4%	25,313	68	5.6%	345,685
36	25.8%	1,603,912	8	3.2%	201,643	73	41.4%	2,579,989
79	28.2%	1,757,433	21	3.7%	233,387	213	48.0%	2,988,192

REPORT OF THE EXECUTIVE OFFICER
State Allocation Board Meeting, April 25, 2018

SCHOOL DISTRICT DATA

School District:BURNT RANCH ELEMENTARY	County:TRINITY
Application Number:51/71662-00-001	School Name:BURNT RANCH ELEMENTARY
Total District Enrollment:..... 88	Project Grade Level: K-8
Financial Hardship:	YES

The District qualifies for financial hardship pursuant to School Facility Program (SFP) Regulation Section 1859.81(c)(4).

PURPOSE OF REPORT

To present the District's request for approval for an expedited Apportionment outside of the priority funding process.

DESCRIPTION

Burnt Ranch Elementary is a one-school district located in central Trinity County. In March 2017, the District discovered extensive water intrusion issues in every school building on the site. Testing revealed the presence of high levels of toxigenic mold in all buildings, which required the immediate closure of all buildings. In August 2017, the Board approved design funds for the project and provided the District with an expedited Apportionment outside of the priority funding process for the design amount.

The district has submitted, and OPSC has reviewed, the full funding request which is presented for Board approval as Attachment 4 of this item.

Due to the extraordinary circumstances related to its financial condition, the unique weather conditions in the District's location which result in a shorter window of time for construction activities, and the necessity of returning students to the impacted facilities in the next school year. Hence, the District is requesting the Board to approve the full funding request as an expedited Apportionment outside the priority funding process.

AUTHORITY

See Attachment 1.

BACKGROUND

Burnt Ranch is a one-school school district located in an isolated, remote community in central Trinity County. The closest small city is located 65 miles away. Eighty-one percent of the students in the district qualify for free/reduced lunch. According to the District, many of the students can only access computers and the internet while at school as many live too remotely to have electricity and phone lines. Additionally, the school is the only public facility within a large geographical area.

In February 2017, the District discovered mold throughout the campus. Testing conducted on every school building revealed high levels of stachybotrys mold and water damage present in all the buildings on campus. Thus, all the school facilities were immediately closed.

The District leased seven portable classroom buildings and one portable restroom building to continue school. There is no multipurpose room for physical education, meal service or other educational programs. Currently, the District must have food service transported from another district and the students eat outside or in their classrooms during inclement weather.

BACKGROUND (cont.)

Due to the extraordinary financial and safety conditions present at the school site, the Board granted an appeal in August 2017 to allow the District to do the following:

1. Use replacement funding to rehabilitate the buildings
2. Receive an expedited Apportionment for design funding for the project

The August 2017 Board item is included as Attachment 3.

STAFF ANALYSIS/STATEMENTS

District Position

According to the *School District Appeal Request* (Form SAB 189), "The Burnt Ranch Elementary School District respectfully requests to receive an apportionment outside the priority funding process to rehabilitate our school district campus. Our entire campus was condemned March 24, 2017 due to pervasive mold and water damaged. Since then our students and staff have been housed in temporary modulars. We have no kitchen, multipurpose room, or gymnasium. There has been no indoor area for counseling, the nurses, speech services, or conferences. These services, as well as adequate office space for office staff and administration, are essential. Many of our students do not have internet access or computers at home, so having access to a lab at school is essential. That space has also been compromised at our site due to our limited temporary facilities. Our Physical Education and sports programs, along with assemblies, productions, and group events are extremely limited without a gym or MP room. We live in a very rural remote area in which no other facilities such as gyms or cafeterias are located. The next closest elementary school in Trinity County is located over 35 miles away. Our climate is very cold, rainy and snowy in the winter, which severely curtails the window of time open and available for building. We have used our design funds to have all site and building plans completed to enable construction to start as soon as our funding is secure. We have exhausted all options, including district building reserves and interfund borrowing, so without immediate apportionment we will not be able to go forward with the next phase of construction. In order to have an adequate, clean, healthy and appropriate educational facility for our students and staff we are asking to have funds appropriated as soon as possible."

The District's Form SAB 189 is included as Attachment 2.

Staff Position

The multipurpose room, kitchen, all classrooms, and main office and administration for the school remain closed. The mold has been abated, but it is necessary to finish the construction work (including replacing the roof and walls) to bring the facilities back into a condition that would allow for use by students and staff. In its appeal request, the District outlines the challenges they are facing without having use of their campus. Further adding to the unique circumstances is the fact that the severe weather that led to the mold problem initially also limits the window in which construction work can be completed. The District qualifies for Financial Hardship Assistance and has demonstrated that they have no other funds available to move forward on the construction project.

An Apportionment outside of the priority funding process will result in the District having immediate access to cash once a *Fund Release Authorization* is submitted. This will allow the District 18 months to submit a fund release versus the 90-day requirement under priority funding. However, the District has indicated they would submit the *Fund Release Authorization* immediately upon Board approval in order to secure the funding necessary to begin the construction process to allow the students and staff to return to the buildings in the next school year.

Without an immediate Apportionment, the District would not receive the funding to begin the construction work until after July 1, 2018 or until a fall 2018 bond sale. If the appeal request is not approved, the project could only receive

an unfunded approval following the priority funding process. Without additional state funding, the District cannot proceed with the project.

The District proceeded diligently and quickly upon receiving the prior design Apportionment to complete the construction drawings and receive the necessary approvals from state and local entities. Given that the school still cannot be safely occupied, and given that the District has no other funds available for the construction project Staff supports the District's request for an immediate Apportionment outside of the priority funding process.

BOARD OPTIONS

Pursuant to the Rules and Procedures of the State Allocation Board, "Staff is providing the following option for the Board's consideration. A positive vote by six members is required for the Board to take action that is an alternative to Staff's administrative action. Absent a positive vote by six members of the Board, Staff's administrative action will stand and the school district's appeal will be considered closed."

I. Approve an Expedited Apportionment outside the priority funding process for the project as shown on Attachment 4.

This option would provide the District an immediate cash Apportionment for the remaining funding for this project.

Consideration:

- The District receives cash immediately to continue addressing the necessary health and safety mitigation measures and to move forward with construction to allow the school to reopen.

II. Approve an Unfunded Approval for the project as shown on Attachment 5.

This option would provide the District an unfunded approval and allow for placement on the Unfunded List (Lack of AB 55 Loans).

Consideration:

- The District would not receive cash until after the next priority funding round filing period, for cash made available after July 1, 2018 or until after a fall bond sale.

BOARD ACTION

In considering this Item, the Board approved Option #1, which approved an expedited Apportionment outside the priority funding process for the project as shown on Attachment 4 (page 109).

ATTACHMENT 1

AUTHORITY

Education Code (EC) Section 17070.35(a) states the following:

(a) In addition to all other powers and duties as are granted to the board by this chapter, other statutes, or the California Constitution, the board shall do all of the following:

(1) Adopt rules and regulations, pursuant to the rulemaking provisions of the Administrative Procedure Act, Chapter 3.5 (commencing with Section 11340) of Part 1 of Division 3 of Title 2 of the Government Code, for the administration of this chapter. However, the board shall have no authority to set the level of the fees of any architect, structural engineer, or other design professional on any project. The initial regulations adopted pursuant to this chapter shall be adopted as emergency regulations, and the circumstances related to the initial adoption are hereby deemed to constitute an emergency for this purpose. The initial regulations adopted pursuant to this chapter shall be adopted by November 4, 1998. If the initial regulations are not adopted by that date, the board shall report to the Legislature by that date, explaining the reasons for the delay.

EC Section 17070.35(a)(2) states that the Board shall, "Establish and publish any procedures and policies in connection with the administration of...(*the SFP*) as it deems necessary."

EC Section 17075.10(b)(2) states that a school district applying for hardship state funding must "demonstrate that due to unusual circumstances that are beyond the control of the district, excessive costs need to be incurred in the construction of school facilities. Funds for the purpose of seismic mitigation work or facility replacement pursuant to this section shall be allocated by the board on a 50-percent state share basis.....If the board determines that the seismic mitigation work of a school building would require funding that is greater than the 50 percent of the funds required to construct a new facility, the school district shall be eligible for funding to construct a new facility under this chapter."

SFP Regulation Section 1859.82 states the following: "A district is eligible for facility hardship funding to replace or construct new classrooms and related facilities if the district demonstrates there is an unmet need for pupil housing or the condition of the facilities, or the lack of facilities, is a threat to the health and safety of the pupils."

SFP Regulation Section 1859.90 states that "a district must submit the Form SAB 50-05 and a Grant Agreement, within 18 months of the Apportionment of the SFP grant for the project or the entire...apportionment shall be rescinded without further Board action...."

ATTACHMENT 2

STATE OF CALIFORNIA
SCHOOL DISTRICT APPEAL REQUEST

STATE ALLOCATION BOARD
 OFFICE OF PUBLIC SCHOOL CONSTRUCTION

SAB 189 (REV 10/09)

Page 2 of 2

SCHOOL DISTRICT Burnt Ranch Elementary School District	APPLICATION NUMBER 51/71662-00-01
SCHOOL NAME Burnt Ranch Elementary School	COUNTY Trinity
DISTRICT REPRESENTATIVE Kathleen Graham	E-MAIL ADDRESS kgraham@tcoek12.org

Purpose of Request:

Request is to receive apportionment outside the priority funding process.

Basis of Request:

- Law (Statute) _____
- Regulation _____
- Other (specify) Unique circumstances _____

Description:

The Burnt Ranch Elementary School District respectfully requests to receive an apportionment outside the priority funding process to rehabilitate our school district campus. Our entire campus was condemned March 24, 2017 due to pervasive mold and water damaged. Since then our students and staff have been housed in temporary modulars. We have no kitchen, multipurpose room, or gymnasium. There has been no indoor area for counseling, the nurses, speech services, or conferences. These services, as well as adequate office space for office staff and administration, are essential. Many of our students do not have internet access or computers at home, so having access to a lab at school is essential. That space has also been compromised at our site due to our limited temporary facilities. Our Physical Education and sports programs, along with assemblies, productions, and group events are extremely limited without a gym or MP room. We live in a very rural remote area in which no other facilities such as gyms or cafeterias are located. The next closest elementary school in Trinity County is located over 35 miles away. Our climate is very cold, rainy and snowy in the winter, which severely curtails the window of time open and available for building. We have used our design funds to have all site and building plans completed to enable construction to start as soon as our funding is secure. We have exhausted all options, including district building reserves and interfund borrowing, so without immediate apportionment we will not be able to go forward with the next phase of construction. In order to have an adequate, clean, healthy and appropriate educational facility for our students and staff we are asking to have funds appropriated as soon as possible.

SIGNATURE OF AUTHORIZED DISTRICT REPRESENTATIVE <i>Kathleen Graham</i>	DATE <i>April 18, 2018</i>
---	-------------------------------

FREPORT OF THE EXECUTIVE OFFICER
 State Allocation Board Meeting, August 23, 2017

SCHOOL DISTRICT DATA	
----------------------	--

School District:BURNT RANCH ELEMENTARY	County:TRINITY
Application Number:51/71662-00-001	School Name:BURNT RANCH ELEMENTARY
Total District Enrollment:.....96	Project Grade Level:K-8
Financial Hardship: YES	

The District qualifies for financial hardship pursuant to School Facility Program (SFP) Regulation Section 1859.81(c)(4).

PURPOSE OF REPORT

To present the District’s Facility Hardship application for State Allocation Board action related to funding.

DESCRIPTION

Burnt Ranch Elementary is a one-school district located in central Trinity County. In March 2017, the District discovered extensive water intrusion issues in every school building on the site. Testing revealed the presence of high levels of toxigenic mold in all buildings, which required the immediate closure of all buildings. The District has not begun the necessary repair work as it has limited, to no funds available. The District has met the qualifications for Financial Hardship, enabling them to request design funding to begin the project. In addition, the project cost estimate qualifies the District for replacement funding. However, construction costs in its remote, rural location are much higher than other areas in the state. Therefore, the District contends that repairing its facilities will be more cost effective than replacing them.

Due to the extraordinary circumstances related to its financial condition and the cost of the required mitigation measures, the District is requesting the Board to consider the following actions for this Facility Hardship project:

- I. Provide replacement funding for rehabilitation work.
- II. Provide an expedited Apportionment for design funding outside of the priority funding process.

AUTHORITY

See Attachment A.

BACKGROUND

Burnt Ranch is a one-school school district located in an isolated, remote community in central Trinity County. The closest small cities are located 65 miles and 85 miles away. Eighty-one percent of the students in the district qualify for free/reduced lunch. According to the District, many of the students can only access computers and the internet while at school as many live too remotely to have electricity and phone lines. Additionally, the school is the only public facility within a large geographical area.

In February 2017, the District discovered mold throughout the campus. Testing conducted on every school building revealed high levels of stachybotrys mold and water damage present in all the buildings on campus. Thus, all the school facilities were immediately closed. The District has advised Staff that campus buildings range from 30-56 years old. It believes that the age of the buildings, the harsh climate (hot summers and cold, snowy winters), flat roof construction, roof leaks, poor ventilation, and a very humid regional micro-climate contributed to conditions where stachybotrys mold grew in every building on campus.

BACKGROUND (cont.)

The District brought in seven portable classroom buildings and one portable restroom building to continue school. Currently, it must have food service transported from another district and the students eat outside or in their classrooms during inclement weather.

Due to the extraordinarily difficult financial and safety conditions present at its school, the District submitted the School District Appeal Request (SAB 189) that is included as Attachment B in June 2017.

STAFF ANALYSIS/STATEMENTS**District Position**

According to the SAB 189, "The Burnt Ranch Elementary School District respectfully requests Facility Hardship Replacement Funding to rehabilitate school facilities at the District's Burnt Ranch Elementary School site...Additionally we request an apportionment for funds outside the Priority in Funding process, as we have an immediate need for funding to complete these projects and return our pupils and staff to safe and appropriate facilities as soon as possible."

The cost to rehabilitate these school facilities exceeds 50 percent of the calculated Current Replacement Cost, thus the project qualifies to receive replacement funding. However, the District states that "replacing the affected facilities is not an option" due to the District's remote location and the cost of construction in the area. "The District has very limited financial resources to mitigate the health and safety threat. The actual costs to replace all facilities would be beyond the State's replacement funding allowances and the District's local funds."

Based on the District's unique circumstances, we request the SAB to fund the rehabilitation of these facilities at the Replacement funding level. In doing so, we also request an apportionment for funds outside the Priority in Funding process."

The full text of the District's SAB 189 is included as Attachment B.

Staff Position

Staff is unable to administratively approve the District's request to use replacement funding for rehabilitation work and the Board must take action to approve the request for an expedited Apportionment outside the priority funding process. Therefore, Staff is presenting the District request in two parts that follow.

I. Use of Replacement Funding for Rehabilitation Work*Rehabilitation versus Replacement*

The District is requesting to use replacement funding for rehabilitation work of qualifying buildings under the Facility Hardship Program. According to SFP Regulation, the District qualifies for replacement funding, but is requesting to rehabilitate the buildings, as the District believes it is the most prudent and economically feasible way to address the issue. SFP Regulations that implement the Education Code (EC) have been interpreted previously by the Board to allow replacement funding for a rehabilitation project that exceeded 50 percent of the replacement cost on a case by case basis.

In prior cases of a similar nature, the Board has determined that statute does not preclude it from allowing the District to use replacement funding for rehabilitation work. An analysis of statute and SFP Regulation is provided below, as well as a brief summary of past Board actions for consideration.

STAFF ANALYSIS/STATEMENTS (cont.)*Analysis of Statute*

To qualify for hardship funding, EC Section 17075.10(b)(2) requires a district to “Demonstrate that due to unusual circumstances that are beyond the control of the district, excessive costs need to be incurred in the construction of school facilities....” This section goes on to provide further clarification for projects under the SMP, but not for non-SMP facility hardship projects. SFP Regulations govern the requirements and funding allowances to be provided under the program. The issue of allowing or requiring a District to construct a new facility if the rehabilitation costs exceed 50 percent of the SFP replacement cost of the building is not addressed in statute.

Analysis of SFP Regulation

SFP Regulation Section 1859.82(a)(1)(A) allows a building whose rehabilitation cost exceeds 50 percent of the replacement cost to be eligible for replacement. It states the following: “If the request is for replacement facilities, a cost/benefit analysis must be prepared by the district and submitted to OPSC that indicates the total costs to remain in the classroom or related facility and mitigate the problem is at least 50 percent of the Current Replacement.” However, the District’s request is not for replacement but rather for rehabilitation. The same regulation section states: “If the cost to remain in the classroom or related facility is less than 50 percent of the Current Replacement Cost, the district may qualify for a Modernization Excessive Cost Hardship Grant for rehabilitation costs pursuant to Section 1859.83(e)...”

The District submitted an application for rehabilitation work. During the review process, Staff confirmed the District’s calculation that shows that the cost of rehabilitating the buildings exceeds the threshold set in School Facility Program (SFP) Regulations of 50 percent of the replacement cost, which qualifies the District for replacement funding. Because of this, the OPSC is unable to administratively approve the projects for the requested funding type pursuant to SFP Regulation Section 1859.82(a)(1)(A).

In order to obtain approval to use replacement funding to perform the necessary rehabilitation work, the District submitted a *School District Appeal Request* (SAB 189) for its project at Burnt Ranch Elementary. The District is requesting consideration of this issue due to its extraordinary circumstances leading to higher than normal construction costs and difficulty in getting a labor force that reflect prices similar to projects being conducted in other areas not as remote. The District believes that replacement is not an option as true costs would exceed the replacement funding allowed under the SFP.

The District states that it is currently housing all of its students and staff in portable buildings, but has no multipurpose room for physical education, meal service and other educational programs.

Previously, Staff has interpreted this regulation section to mean that a district would only be eligible for the type of project dictated by the cost/benefit analysis. Those projects where rehabilitation costs exceed 50 percent of the replacement cost have only been approved for replacement funding, based on the current enrollment or square footage at the site.

Prior Board Actions

Use of the 50 percent threshold is appropriate in most cases, but does not address all unique issues.

In 2012 and January 2016, the Board approved replacement funding for the Simi Valley and Palm Springs Unified School Districts respectively to perform rehabilitation work on buildings due to their historical significance as a result of the districts’ appeal requests.

In an appeal from Coalinga-Huron Joint Unified School District in 2013, the district requested replacement funding for an SMP project to rehabilitate a building that has significant historical value to the community. For that project, there was a \$1.57 million difference in replacement and rehabilitation funding, and the Board approved the district for replacement funding, limiting it to the rehabilitation amount.

STAFF ANALYSIS/STATEMENTS (cont.)

Most recently in April and October 2016, the Board approved similar requests for the Klamath-Trinity School District, which faced very similar circumstances based on its similar location. Klamath-Trinity's district boundaries are immediately adjacent to Burnt Ranch's district boundaries and is physically located just 20 miles away in remote Humboldt County. Klamath-Trinity also has a very humid micro-climate and had five school sites that required extensive mitigation work due to water intrusion and mold. Klamath-Trinity demonstrated that the cost of construction in these remote areas of the state is much higher than other areas.

Cost/Benefit Analysis

The current cost/benefit analysis for the project is shown below. The replacement cost is calculated based on the eligible square footage of the building, and the rehabilitation is based on a cost estimate submitted by the District of the minimum work required to obtain Division of the State Architect (DSA) approval.

Cost to Rehab vs. Replace	Rehabilitation Cost Estimate	\$ 9,316,647
	Current Replacement Cost	\$ 8,023,225
	Percentage	116%

Impact on Modernization Eligibility

If the Board were to provide replacement funding, those affected buildings would receive a new age for purposes of generating modernization eligibility under SFP Regulations, which could affect future modernization eligibility. Conversely, rehabilitation funding is limited to the minimum work required to obtain DSA approval, and if provided, the buildings would not receive a new age for purposes of modernization.

Summary

As submitted, the rehabilitation work cost estimates exceed 50 percent of the replacement cost for the project, which qualifies the projects for replacement funding rather than rehabilitation under SFP Regulations. Given the unique situation of the project and District, Staff agrees that the SFP Regulations do not address the issue presented by the District. However, statute does not specify that buildings must be replaced if they qualify for replacement. Staff is unable to administratively approve the District's request. Based on past Board actions and the circumstances of these projects, Staff recommends providing replacement funding for this project and allowing the District to perform rehabilitation work.

II. Expedited Apportionment for Design Funds

Staff is recommending that the District receive an immediate Apportionment for design funds for the project presented in the District's appeal request due to the urgency of the District's situation. The multipurpose room, kitchen, all classrooms, and main office and administration are closed due to the presence of toxic mold. The District states that, "In addition to food service, the lack of a multipurpose room has been detrimental to the District's educational program...The multipurpose room is an essential part of the District's service to the student and the community...Lack of any conference rooms, a Special Education/Speech room, a library, and a separate counseling and intervention services has also negatively impacted the district's ability to provide needed programs."

An Apportionment outside of the priority funding process will result in the District having immediate access to cash once a Fund Release Authorization is submitted. This will allow the District 18 months to submit a fund release versus the 90-day requirement under priority funding. However, the District has indicated they would submit the Fund Release Authorization immediately upon Board approval in order to secure the funding necessary to begin the design process for mitigating these health and safety issues.

STAFF ANALYSIS/STATEMENTS (cont.)

Without an immediate Apportionment, the District would not have the funding to begin the design process for the remediation measures until after January 1, 2018 or until a spring 2018 bond sale. The project could only receive an unfunded approval following the priority funding process. The District was required to close the facilities and must complete the abatement and replace the roofs and walls before students are allowed back into the facilities.

Staff recommends that the Board approve an Apportionment for this project due to the extraordinary circumstances surrounding the project.

BOARD OPTIONS

Pursuant to the Rules and Procedures of the State Allocation Board, "Staff is providing the following option for the Board's consideration. A positive vote by six members is required for the Board to take action that is an alternative to Staff's administrative action. Absent a positive vote by six members of the Board, Staff's administrative action will stand and the school district's appeal will be considered closed."

I. Approve Replacement Funding to Perform Rehabilitation Work**Approve the District's request to use replacement funding for rehabilitation work, as shown in Attachment C.**

This option would allow the District to use replacement funding for designing the mitigation work for the Burnt Ranch Elementary School.

Considerations:

The age of the buildings will be reset to 12 months from the date of DSA approval of the plans and specifications of the project for purposes of determining the site's modernization eligibility.

II. Approve an Expedited Apportionment for Design Funding**Approve the District's request for an Apportionment of design funds outside the priority funding process, as shown in Attachment C.**

This option would provide the District an immediate cash Apportionment for design funding.

Considerations:

- District receives cash immediately to begin addressing the necessary health and safety mitigation measures.
- Without an immediate Apportionment the District could not receive a cash Apportionment until after January 1, 2018.

BOARD ACTION

In considering this Item, the Board approved both action I and II, which approves the District's request to use replacement funding for rehabilitation work and approves an Apportionment of design funds outside the priority funding process as shown on Attachment C.

ATTACHMENT A

AUTHORITY

Education Code (EC) Section 17070.35(a) states the following:

(a) In addition to all other powers and duties as are granted to the board by this chapter, other statutes, or the California Constitution, the board shall do all of the following:

(1) Adopt rules and regulations, pursuant to the rulemaking provisions of the Administrative Procedure Act, Chapter 3.5 (commencing with Section 11340) of Part 1 of Division 3 of Title 2 of the Government Code, for the administration of this chapter. However, the board shall have no authority to set the level of the fees of any architect, structural engineer, or other design professional on any project. The initial regulations adopted pursuant to this chapter shall be adopted as emergency regulations, and the circumstances related to the initial adoption are hereby deemed to constitute an emergency for this purpose. The initial regulations adopted pursuant to this chapter shall be adopted by November 4, 1998. If the initial regulations are not adopted by that date, the board shall report to the Legislature by that date, explaining the reasons for the delay.

EC Section 17070.35(a)(2) states that the Board shall, "Establish and publish any procedures and policies in connection with the administration of...(*the SFP*) as it deems necessary."

EC Section 17075.10(b)(2) states that a school district applying for hardship state funding must "demonstrate that due to unusual circumstances that are beyond the control of the district, excessive costs need to be incurred in the construction of school facilities. Funds for the purpose of seismic mitigation work or facility replacement pursuant to this section shall be allocated by the board on a 50-percent state share basis.....If the board determines that the seismic mitigation work of a school building would require funding that is greater than the 50 percent of the funds required to construct a new facility, the school district shall be eligible for funding to construct a new facility under this chapter."

SFP Regulation Section 1859.82 states the following: "A district is eligible for facility hardship funding to replace or construct new classrooms and related facilities if the district demonstrates there is an unmet need for pupil housing or the condition of the facilities, or the lack of facilities, is a threat to the health and safety of the pupils."

SFP Regulation Section 1859.82(a)(1)(A) states:

If the request is for replacement facilities, a cost/benefit analysis must be prepared by the district and submitted to the OPSC that indicates the total costs to remain in the classroom or related facility and mitigate the problem is at least 50 percent of the Current Replacement Cost of the classroom or related facility...If the cost to remain in the classroom or related facility is less than 50 percent of the Current Replacement Cost, the district may qualify for a Modernization Excessive Cost Hardship Grant for rehabilitation costs pursuant to Section 1859.83(e) or a grant not to exceed 50 percent of the cost estimate that has been reviewed and approved by the OPSC and approved by the board for seismic rehabilitation.

SFP Regulation Section 1859.90 states that "a district must submit the Form SAB 50-05, within 18 months of the Apportionment of the SFP grant for the project or the entire...apportionment shall be rescinded without further Board action..."

STATE OF CALIFORNIA
SCHOOL DISTRICT APPEAL REQUEST

STATE ALLOCATION BOARD
 OFFICE OF PUBLIC SCHOOL CONSTRUCTION

SAB 189 (REV 10/09)

Page 2 of 2

SCHOOL DISTRICT Burnt Ranch Elementary School District	APPLICATION NUMBER 51/71662-00-001
SCHOOL NAME Burnt Ranch Elementary	COUNTY Trinity County
DISTRICT REPRESENTATIVE Kathleen Graham	E-MAIL ADDRESS kgraham@tcoek12.org

Purpose of Request:

Request replacement funding for rehabilitation Facility Hardship projects that exceed 50% of the Current Replacement Cost.

Basis of Request:

- Law (Statute) _____
- Regulation 1859.82(a)(1)(A) _____
- Other (specify) Unique Circumstances _____

Description:

Please see attached narrative.

SIGNATURE OF AUTHORIZED DISTRICT REPRESENTATIVE

Kathleen Graham
 Superintendent Burnt Ranch School

DATE

7/18/17



July 18, 2017

Hannah Konnoff
Office of Public School Construction
707 Third Street
West Sacramento, CA 95605

Subject: SAB 189 Attachment

Purpose of Request

The Burnt Ranch Elementary School District respectfully requests Facility Hardship Replacement Funding to rehabilitate school facilities at the District's Burnt Ranch Elementary School site.

The cost to rehabilitate these school facilities exceeds 50% of the OPSC calculated Current Replacement Cost, and the project qualifies to receive replacement funding. However, due to the District's remote location and the current cost of construction, rehabilitation is the only option to mitigate the health and safety issue to get the students back in the proper facilities as replacement costs in our community would far exceed the replacement funding from the State and the District's available funds.

Additionally, we request an apportionment for funds outside of the Priority in Funding process, as we have an immediate need for funding to complete these projects and return our pupils and staff to safe and appropriate facilities as soon as possible.

This SAB 189 Appeal Form is being submitted, as the OPSC cannot administratively approve the District's request.

Background

The district is one of high-poverty with a Free/Reduced lunch rate of 81%. It is also ethnically diverse. The largest minority is Native American with a student population of over 34%. High speed internet has not been available, and the district has had to rely on a combination of a T-1 line and a satellite. The district has had the distinction of having the slowest internet connection in the county, although a two-year plan to install our own tower is finally coming to fruition. Many of our students can only access computers and the internet while at school as many live too remotely to have electricity and phone lines.

Burnt Ranch is a small, isolated community with the nearest towns 20 miles to the west and 35 miles to the east. The closest small cities are located 65 miles and 85 miles away. Therefore the school is the only public facility within a large geographical area and the community relies on it for meeting space for a number of organizations, service groups and clubs. It is used by the county and state as an emergency shelter, primarily for fires but also as a clean-air facility. In the past, firefighters have been housed in the field and gym and the grounds have been used for fire suppression staging. The USFS regularly uses the gym and grounds for physical training and for community meetings related to fire and timber management. Other community groups such as 4-H, Scouts, and the BR Indian Association periodically need the gym and classrooms for special events. The roads in our area are unstable and, for an extended period of time last year, high

school students who were unable to get through a major road closure due to a slide met at Burnt Ranch School for classes and testing.

Health and Safety Threat

In February 2017, the District discovered mold throughout the campus. The District conducted additional testing on every school building and found stachybotrys mold and water damage present in all the buildings within the campus and closed all school facilities. It was further discovered that the age of the buildings (30-56 years old with no recent and/or adequate modernization), the harsh climate (hot summers and cold, snowy winters), the flat roof of the classroom building which contributed to leaks, poor ventilation in all buildings, a roof-top HVAC system on the gymnasium building which had been compromised allowing leakage into the interior, along with the very humid micro-climate in the area greatly contributed to the presence of high-levels of stachybotrys mold in every building on campus.

The OPSC staff concurs that the issues noted above present a health and safety hazard to the District's pupils and staff.

The Multipurpose Room, Kitchen, all classrooms, and Main Office and Admin have been closed due to mold. The District has brought in seven portable classroom buildings and one portable restroom building to continue school and must have food service transported from another school District at great cost to the District. The students eat outside or in their classrooms during inclement weather. In addition to food service, the lack of a multipurpose room has been detrimental to the District's educational program, as the District now lacks a space for physical education, school sports teams and sporting events, assemblies, performances and other school activities. The Multipurpose room is an essential part of the District's service to the students and the community. Special programs, such as STEM and History Day, are often dependent on having a space as large as the gym. Lack of any conference rooms, a Special Education/Speech room, a library, and a separate room for counseling and intervention services has also negatively impacted the district's ability to provide needed programs

Request for Rehabilitation

Replacing the affected facilities is not an option provided the actual costs for replacement in Burnt Ranch. As a small school district in a rural location, the District has very limited financial resources to mitigate the health and safety threat. The actual costs to replace all the facilities would be beyond the State's replacement funding allowances and the District's local funds.

The District's rural location creates an additional burden of greatly increasing the construction cost for any project compared to the much of the State. With low availability of workers in the immediate area, our labor costs greatly increase as workers need to be brought in from other areas around the State.

Conclusion

Based on the District's unique circumstances, we request the SAB to fund the rehabilitation of these facilities at the Replacement funding level. In doing so, we also request an apportionment for funds outside of the Priority in Funding process.

Sincerely,



Kathleen Graham

Superintendent/Principal

REPORT OF THE EXECUTIVE OFFICER
State Allocation Board Meeting, August 23, 2017

SCHOOL DISTRICT DATA

School District: BURNT RANCH ELEMENTARY	County:.....TRINITY
Application Number:.....51/71662-00-001	School Name.....BURNT RANCH ELEMENTARY
Total District Enrollment:.....96	Project Grade Level:.....K-8
Financial Hardship:.....	YES

The District qualifies for financial hardship pursuant to School Facility Program (SFP) Regulation Section 1859.81(c)(4). The District has demonstrated it is financially unable to provide all or part of the matching funds and is levying the developer fees or equal alternative revenue source justified by law. The District's total bonding capacity as June 29, 2017, is \$5 million or less.

PURPOSE OF REPORT

Type of Request	State Allocation Board (Board) conceptual approval for a SFP Facility Hardship replacement project and an Apportionment for design funding.
Estimated Total Project Cost	\$ 8,023,226
Estimated Cost to the State	\$ 7,992,130

DESCRIPTION

Description of Health and Safety Threat	Burnt Ranch Elementary located in Burnt Ranch, California, was originally constructed in 1961. In March 2017, a licensed industrial hygienist inspected all of the buildings on the site. Testing revealed high levels of mold due to water intrusion from the roof areas in all structures. The industrial hygienist determined that the mold constituted a health and safety issue and required that the facilities be vacated. The Trinity County Environmental Health Division (TCEHD) concurred. The District is seeking a design Apportionment to begin the design of their project and qualifies for replacement funding based on their cost/benefit analysis.
Scope of Project	The industry specialist report requires mitigation work include the following, "The entire roof shall be removed, including all plywood and any affected wood beams below, all siding, windows, and exterior wall systems and finishes. All drywall, wall tile, ceiling tile, floor systems and/or plaster shall also be removed. All cellulose ceiling tiles, drywall/joint compound and insulation shall also be removed through remediation. Note: Drainage systems must be installed at the perimeter of all buildings to prevent water incursions under the buildings. All areas shall be placed under full containment guidelines. All HVAC areas associated with the above shall also be removed and replaced."
Status of School Site	All of the buildings are currently closed and the students and staff are housed in portable classrooms and restrooms. Rehabilitation work has not yet begun.

QUALIFYING CRITERIA

Government/State Level Concurrence	The District has obtained concurrence with the hazards reported and with the proposed minimum work for rehabilitation from the TCEHD.
Staff Supports the District's Request	Yes
Site Visit Completed by Staff	Staff has accepted reports by the industry specialists and TCEHD concurrence in lieu of a site visit

AUTHORITY

See Attachment.

RECOMMENDATIONS

1. Approve the District's request for conceptual approval for replacement funding for the Burnt Ranch Elementary site, limited to 384 square feet of toilet space and 15,725 square feet of other space, pursuant to the SFP Regulation Section 1859.82(a).
2. Provide that the District must file an Approved Application for funding within 18 months of this approval, pursuant to Regulation Section 1859.82(c).
3. Provide that this conceptual approval does not guarantee a commitment for future of the full project beyond the design apportionment by the Board. Any possible future funding will be subject to all governing laws and regulations, and the availability of funds.
4. Provide that the State portion of any and all savings which may be realized from the funding of this Facility Hardship Program project must be returned to the State.
5. Approve the District's request for a design Apportionment in the amount of \$1,573,550 as shown on the Attachment, pursuant to Regulation Section 1859.81.1(e)(2).

AUTHORITY

Education Code (EC) Section 17075.10(a) states:

A school district may apply for hardship assistance in cases of extraordinary circumstances. Extraordinary circumstances may include, but are not limited to, the need to repair, reconstruct, or replace the most vulnerable school facilities that are identified as a Category 2 building, as defined in the report submitted pursuant to Section 17317, determined by the department to pose an unacceptable risk of injury to its occupants in the event of a seismic event.

SFP Regulation Section 1859.81 states:

Except for Joint-Use Projects and Career Technical Education Facilities Projects, a district is eligible for financial hardship to fund all or a portion of its matching share requirement after demonstrating the requirements of (a), (c), and (d) below:

- (a) The district is financially unable to provide all necessary matching funds for an eligible project. To determine this, an analysis shall be made of the district's financial records by the OPSC including data and records maintained by the CDE and the County Office of Education....
- (b) From the funds deemed available as a matching contribution, the district may retain \$19,776 per classroom in each enrollment reporting period for the cost to provide interim housing for the currently unhoused pupils of the district....
- (c) The district has made all reasonable efforts to fund its matching share of the project by demonstrating it is levying the developer fee justified under law or an alternative revenue source equal to or greater than the developer fee otherwise justified under law at the time of request for hardship and the district meets at least one of the following:
 - (1) The current outstanding bonded indebtedness of the district issued for the purpose of constructing school facilities in accordance with Education Code Section 17072.35 or 17074.25 as appropriate, at the time of request for financial hardship status, is at least 60 percent of the district's total bonding capacity. Outstanding bonded indebtedness includes that part of general obligation bonds, Mello-Roos Bonds, School Facility Improvement District Bonds and certificates of participation which the district is paying a debt service that was issued for capital outlay school facility purposes.
 - (2) The district had a successful registered voter bond election for at least the maximum amount allowed under Proposition 39 within the previous two years from the date of request for financial hardship status. The proceeds from the bond election that represent the maximum amount allowed under the provisions of Proposition 39 must be used to fund the district's matching share requirement for SFP project(s).
 - (3) It is a County Superintendent of Schools.
 - (4) The district's total bonding capacity at the time of the request for financial hardship status is \$5 million or less.
 - (5) Other evidence of reasonable effort as approved by the SAB.

SFP Regulation Section 1859.81(e)(2) permits design funding for a district that meets the financial hardship criteria in Section 1859.81 at, "25 percent of the modernization grant less any district funds available for the project pursuant to Section 1859.81(a)...."

SFP Regulation Section 1859.82 states, "A district is eligible for facility hardship funding to replace or construct new classrooms and related facilities if the district demonstrates there is an unmet need for pupil housing or the condition of the facilities, or the lack of facilities, is a threat to the health and safety of the pupils."

AUTHORITY (cont.)

SFP Regulation Section 1859.82(a)(1) provides for Facility Hardship grant funding when:

The facilities are needed to ensure the health and safety of the pupils if the district can demonstrate to the satisfaction of the Board that the health and safety of the pupils is at risk. Factors to be considered by the Board shall include the close proximity to a major freeway, airport, electrical facility, high power transmission lines, dam, pipeline, industrial facility, adverse air quality emission or other health and safety risks, including structural deficiencies required by the DSA to be repaired, seismic mitigation of the Most Vulnerable Category 2 Buildings as verified by the DSA, traffic safety or because the pupils reside in remote areas of the district and transportation to existing facilities is not possible or poses a health and safety risk.

SFP Regulation Section 1859.82(a)(1)(A)(2) states in part, "If the total cost to remain in the classroom or related facility is greater than 50 percent of the Current Replacement Cost and the Application is for replacement facilities, the district may qualify for a grant for a new or replacement school or replacement facilities as a new construction project."

SCHOOL DISTRICT DATA

Application No: 51/71662-00-001 County: Trinity
 School District: Burnt Ranch Elementary School Name: Burnt Ranch Elementary

PROJECT DATA

Type of Project:	Middle School	Application Filing Basis:	Site Specific
Pupils Assigned	K-6: 77	Number of Classrooms:	5
	7-8: 19	Existing Acres:	N/A
	9-12:	Proposed Acres:	N/A
Non-Severe:		Facility Hardship (a):	Yes
Severe:		Addition to Existing Site:	No
Financial Hardship Requested:	Yes		

GRANT DATA

<u>Estimated Total Grant</u>		<u>Separate Site/Design Grant</u>	
New Construction Grant	\$ 4,011,613	Total Design (40% of Grant) \$	1,604,646
Total State Share (50%)	4,011,613	Total Site/Design \$	1,604,646
District Share (50%)	4,011,613	Total State Share (50%)	802,323
Total Estimated Cost	\$ 8,023,226	District Share (50%)	802,323
		District Cash Contribution	31,096
		Financial Hardship \$	771,227

SITE/DESIGN PROJECT FINANCING

<u>State Share</u>	
New Construction Site/Design Grant	\$ 802,323.00
<u>District Share</u>	
Cash Contribution	31,096.00
Financial Hardship	771,227.00
Total Site/Design Cost	\$ 1,604,646.00

HISTORY OF PROJECT COST AND APPORTIONMENT

	Fund Code	Proposition	Previously Authorized	Authorized This Action	State Apportionment This Action
<u>State Share</u>					
New Construction Site/Design Grant	051-500	51	\$	\$ 802,323	\$ 802,323
<u>District Share</u>					
Cash Contribution				31,096	
Financial Hardship	051-500	51		771,227	771,227
Total			\$	\$ 1,604,646	\$ 1,573,550

Funding Source: Proposition 51 Bonds/2016-Nov.

The school district is responsible for ensuring the project is compliant with all Prevailing Wage Monitoring and/or Labor Compliance Program requirements at the time construction contracts were executed and/or construction commenced.

The District shall ensure that it is in compliance with all applicable laws, regulations and certifications it made on the program forms.

The District qualifies for financial hardship pursuant to SFP Regulation Section 1859.81(c)(4). The District has demonstrated it is financially unable to provide all or a part of the matching funds and is levying the developer fees or equal alternative revenue source justified by law. The District's total bonding capacity as of April 10, 2012 is \$5 million or less.

Based on the Board's action on June 5, 2017, this project is subject to the Grant Agreement submittal.

SAB Meeting: April 25, 2018

New Construction - Adjusted Grant Approval

SCHOOL DISTRICT DATA

Application No: 51/71662-00-001 County: Trinity
 School District: Burnt Ranch Elementary School Name: Burnt Ranch Elementary

PROJECT DATA

Type of Project: Elementary School
 K-6:
 7-8:
 9-12:
 Non-Severe:
 Severe:
 Application Filing Basis: District Wide
 Number of Classrooms: 5
 Master Acres:
 Existing Acres: 3
 Proposed Acres: 0.25
 Recommended Acres:
 Facility Hardship (a): Yes
 Financial Hardship Requested: Yes
 Alternative Education School: No
 Addition to Existing Site: Yes

ADJUSTED GRANT DATA

Project Assistance 7,074.00
 Service Site 1,577,029.00
 Off-Site 651,695.00
 Utilities 1,489,702.00
 Fac. Hardship Toilet 384 Sq. Ft. 130,560.00
 Fac. Hardship Other 15725 Sq. Ft. 2,987,750.00
 Site Acquisition 25,000.00
 Geographic Index Factor 10 % 311,831.00
 Total State Share (50%) 7,180,641.00
 District Share (50%) 7,180,641.00
 Total Project Cost \$ **14,361,282.00**

PROJECT FINANCING

State Share
 This Project \$ 7,180,641.00
District Share
 Cash Contribution 32,816.00
 Financial Hardship 7,147,825.00
 Total Project Cost \$ **14,361,282.00**

HISTORY OF PROJECT COST AND APPORTIONMENT

	Fund Code	Proposition	Previously Authorized	Authorized This Action	State Apportionment This Action
<u>State Share</u>					
New Construction/Add. Grant	051-500	51	\$ 802,323.00	\$ 6,378,318.00	\$ 6,378,318.00
<u>District Share</u>					
Cash Contribution			31,096.00	1,720.00	
Financial Hardship	051-500	51	771,227.00	6,376,598.00	6,376,598.00
Total			\$ 1,604,646.00	\$ 12,756,636.00	\$ 12,754,916.00

Funding Source: Proposition 51 Bonds/2016-Nov.

Pursuant to the Board's action on March 11, 2009, this application has been approved and placed on the Unfunded List. This approval does not constitute a guarantee or commitment of future State funding.

Amounts shown for financial hardship assistance are subject to adjustment as a result of a review of the District's financial records pursuant to Regulation Section 1859.81(a) at the time of apportionment.

The District shall ensure that it is in compliance with all applicable laws, regulations and certifications it made on the program forms.

Based on the Board's action on June 5, 2017, this project is subject to the Grant Agreement submittal pursuant to School Facility Program Regulation Section 1859.90.4.

The District is responsible for ensuring that the project is compliant with Prevailing Wage Monitoring and/or Labor Compliance Program requirements at the time construction contracts are executed and/or construction commenced.

The District qualifies for financial hardship pursuant to SFP Regulation Section 1859.81(c)(4). The District has demonstrated it is financially unable to provide all or a part of the matching funds and is levying the developer fees or equal alternative revenue source justified by law. The District's total bonding capacity (as of April 16, 2018) is \$5 million or less.

SAB Meeting: April 25, 2018

New Construction - Adjusted Grant Approval

SCHOOL DISTRICT DATA

Application No: 51/71662-00-001

County: Trinity

School District: Burnt Ranch Elementary

School Name: Burnt Ranch Elementary

PROJECT DATA

ADJUSTED GRANT DATA

Type of Project: Elementary School

K-6:

7-8:

9-12:

Non-Severe:

Severe:

Application Filing Basis: District Wide

Number of Classrooms: 5

Master Acres:

Existing Acres: 3

Proposed Acres: 0.25

Recommended Acres:

Facility Hardship (a): Yes

Financial Hardship Requested: Yes

Alternative Education School: No

Addition to Existing Site: Yes

Project Assistance	\$	7,074.00
Service Site		1,577,029.00
Off-Site		651,695.00
Utilities		1,489,702.00
Fac. Hardship Toilet	384 Sq. Ft.	130,560.00
Fac. Hardship Other	15725 Sq. Ft.	2,987,750.00
Site Acquisition		25,000.00
Geographic Index Factor	10 %	311,831.00
Total State Share (50%)		7,180,641.00
District Share (50%)		7,180,641.00
Total Project Cost	\$	<u><u>14,361,282.00</u></u>

PROJECT FINANCING

State Share

This Project \$ 7,180,641.00

District Share

Cash Contribution 32,816.00

Financial Hardship 7,147,825.00

Total Project Cost \$ 14,361,282.00

HISTORY OF PROJECT COST AND APPORTIONMENT

	Fund Code	Proposition	Previously Authorized	Authorized This Action	Unfunded Approval This Action
<u>State Share</u>					
New Construction/Add. Grant	951-500	51	\$ 802,323.00	\$ 6,378,318.00	\$ 6,378,318.00
<u>District Share</u>					
Cash Contribution			31,096.00	1,720.00	
Financial Hardship	951-500	51	771,227.00	6,376,598.00	6,376,598.00
Total			<u>\$ 1,604,646.00</u>	<u>\$ 12,756,636.00</u>	<u>\$ 12,754,916.00</u>

Funding Source: Proposition 51 Bonds/2016-Nov.

Pursuant to the Board's action on March 11, 2009, this application has been approved and placed on the Unfunded List. This approval does not constitute a guarantee or commitment of future State funding.

Amounts shown for financial hardship assistance are subject to adjustment as a result of a review of the District's financial records pursuant to Regulation Section 1859.81(a) at the time of apportionment.

The District shall ensure that it is in compliance with all applicable laws, regulations and certifications it made on the program forms.

Based on the Board's action on June 5, 2017, this project is subject to the Grant Agreement submittal pursuant to School Facility Program Regulation Section 1859.90.4.

The District is responsible for ensuring that the project is compliant with Prevailing Wage Monitoring and/or Labor Compliance Program requirements at the time construction contracts are executed and/or construction commenced.

The District qualifies for financial hardship pursuant to SFP Regulation Section 1859.81(c)(4). The District has demonstrated it is financially unable to provide all or a part of the matching funds and is levying the developer fees or equal alternative revenue source justified by law. The District's total bonding capacity (as of April 16, 2018) is \$5 million or less.

THESE PAGES INTENTIONALLY LEFT BLANK

REPORT OF THE EXECUTIVE OFFICER
State Allocation Board Meeting, April 25, 2018

SCHOOL DISTRICT DATA			
School District:	SAN MARCOS USD	County:.....	SAN DIEGO
Application Number:.....	50/73791-00-012	School Name:.....	SAN MARCOS ELEMENTARY
Total District Enrollment:.....	20,970	Project Grade Level:.....	K-6
Financial Hardship:.....			NO

PURPOSE OF REPORT

To present the District’s request to retain unspent site acquisition grants.

DESCRIPTION

The District is requesting to retain site acquisition grants in excess of the actual cost of the site. Due to specific requirements outlined in statute, Staff maintains that the District must return any site related grants that were not expended on site related costs to the School Facility Program (SFP). However, the District does not agree with the Office of Public School Construction’s (Staff) determination. Therefore, the District has submitted an appeal request to retain \$13,426 in unspent site acquisition grants.

AUTHORITY

See Attachment A.

BACKGROUND

On December 15, 2010, the District received an Apportionment in the amount of \$14,526,659 for a new construction project at San Marcos Elementary. As part of funding, the District received site acquisition grants in the amount of \$526,850 to purchase additional acreage for the school site. In March 2012, the District submitted the final *Expenditure Report* (Form SAB 50-06) along with a Detailed List of Project Expenditures for the project. Staff determined that the District reported only having expended \$499,999 of the \$526,850 apportioned as site acquisition grants. This leaves the District with \$26,851 (\$13,426 is the 50% State Share) of unspent site acquisition funds and statutorily is prohibited from retaining the excess site acquisition funds.

On June 20, 2017, Staff sent the District a letter requesting the District to remit balance of the unspent site acquisition funds (\$13,426). The District responded to Staff on June 29, 2017 that they do not concur with the determination and submitted a *School District Appeal Request* (Form SAB 189) to request to retain the remaining balance of site related grants.

Since the inception of the SFP, 288 projects have had Board approved statutory site related grant adjustments. These adjustments have resulted in \$51.7 million in increases to districts, and \$20.3 million in grant funds returning to the program. Of the 288 projects, 52% have received an increase.

Between January 1, 2015 and February 28, 2018 there have been 23 instances where a project has received a statutory site related grant adjustment that occurred outside of the two year window to audit the project final report of expenditures. Of those 23 projects, over 69% received an increase in the site related grant amount.

STAFF ANALYSIS/STATEMENTS

District Position

In the *School District Appeal Request* the District states, "The San Marcos Unified School District does not concur with the OPSC findings that the District must return the savings of \$13,426 for Application No. 50/73791-00-012." The District references SFP Regulation Section 1859.106 as the basis for not remitting the unspent site funds. This section states in part, "When the OPSC receives the final expenditure report from the District on Form 50-06, an audit of the expenditures by the OPSC shall commence within two year period of the report. If the District is not notified by the OPSC within the two-year period that an audit will be made there will be no audit of the project by the OPSC and the expenditures reported by the district shall be deemed appropriate." According to the District, this amount is not required to be returned because OPSC did not request the funds to be remitted within two years of the submittal of the final expenditure report. The submittal date was March 16, 2012. The District further states, "Therefore all unused site acquisition grants in the amount of \$13,426 should be deemed appropriate and be added to the incurred savings for a total of \$4,433,481."

The full text of the District's appeal request is included as Attachment B.

Staff Position

The District is requesting to retain unspent site acquisition grant funds that remain from the funding of the San Marcos Elementary new construction project. However, Staff believes that statute and SFP regulations do not allow a district to retain these funds. Below is an analysis of the statute and SFP Regulations relevant to this issue.

Analysis of Statute

The criteria for receiving site acquisition grants is outlined in Education Code (EC) Section 17072.12, which states in part,

- (a) In addition to the amount provided in Section 17072.10, the board may provide funding for assistance in site development and acquisition if all of the following are met:
 - (1) The amount of the site acquisition and development assistance does not exceed 50 percent of the cost of site development to the school district, plus the lesser of the following:
 - (A) 50 percent of the site cost to the school district.
 - (B) 50 percent of the appraised value of the site within six months of the time the complete application is submitted.

This means that the *maximum* grant a district is eligible to receive is exactly 50 percent, no more and no less. At the time the application was funded, the District was provided 50 percent of the site cost as prescribed in (A) based on the documentation submitted with the funding application.

Analysis of SFP Regulation

SFP Regulation Section 1859.106 exists to ensure compliance with the above mentioned statute. Adjustments to site acquisition grants are not made solely in the context of an audit; they are made in order to fulfill the requirements set forth in statute and require an accounting adjustment to reconcile the cost reported by the District versus the grants allowed at the time the grant was processed. All projects are reviewed for compliance with the statutory requirements related to site acquisition grants and any difference would require an adjustment to the original site acquisition grant, to either increase grants for costs incurred in excess of the amount provided or to request back unspent grants, as prescribed in statute.

The issue is not whether an audit has commenced beyond the two-year period, but rather reconciling the site acquisition grants the District received for the San Marcos Elementary versus the actual cost that it reported for the site acquisition. Staff is aware that the two-year period to conduct an audit had passed, and due to the requirements in SFP Regulations, has accepted the amount of the District's expenditures *as reported*. However, it is Staff's administrative responsibility to enforce statute and SFP Regulations, and therefore must adjust, either up or down, for any site acquisition related funding as a result of that reconciliation of the program grants for site acquisition.

STAFF ANALYSIS/STATEMENTS (cont.)

In order to ensure compliance with the EC Section noted above, SFP Regulation Section 1859.106 directs Staff to adjust project apportionments in the site acquisition category when the amount of funding provided is different than the actual amount spent as demonstrated by the expenditures submitted by a district. These adjustments do not always result in a decrease (funds due back) for unspent site acquisition grants. If a district incurs unforeseen site-related expenditures beyond what was originally provided, an increase to their site acquisition related grants will be presented to the Board for approval. This section states in part,

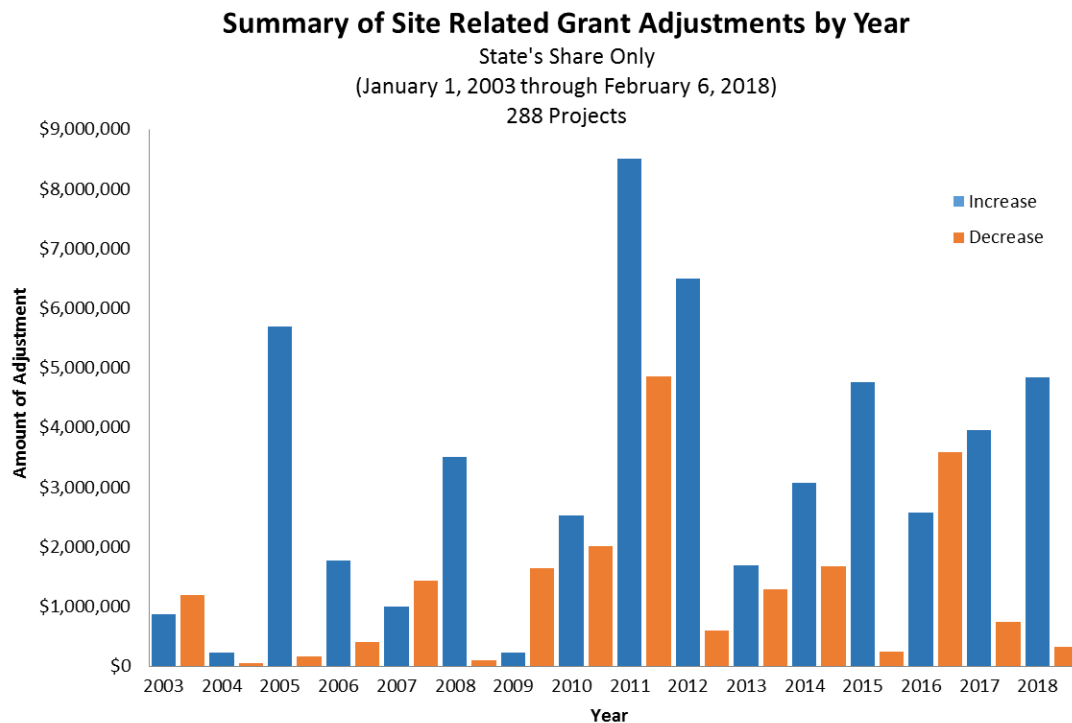
An adjustment in the SFP grant will be made for the following:

- (a) The difference in the value of the site, relocation costs, DTSC fees, and costs that were used to determine the New Construction Additional Grant and the actual amount paid by the district for the site....

When the District submitted the final Form SAB 50-06 for the new construction project at San Marcos Elementary, it reported having spent \$26,851 less than the amount originally apportioned for site acquisition costs. Therefore, Staff notified the District that it must remit 50 percent of the unspent funds (\$13,426). However, any savings generated from unspent site acquisition grants are statutorily required to be returned and cannot be retained by the District.

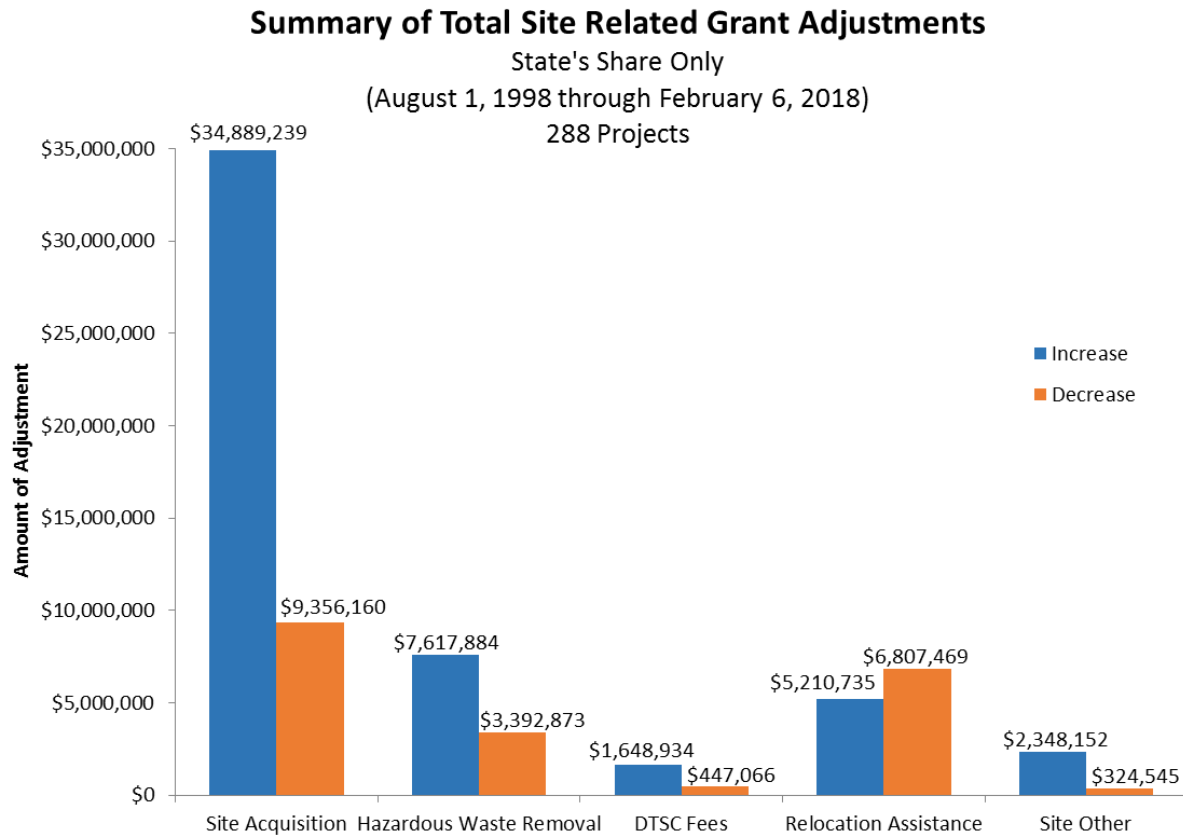
Staff concurs that the District was not notified within the two-year period to audit the project. The grant adjustment of \$13,426 is a statutory adjustment based solely on costs reported by the District. Therefore, Staff has not conducted an audit of the project but has performed a statutory review of the grants for site acquisition. Because statute is very specific for site grants, Staff is restricted from allowing the district to retain those funds. Staff reviewed the District's reported expenditure for site acquisition costs and determined that the District reported site acquisition grants were not fully expended, thus the remaining balance must be remitted to the SFP to comply with statute.

Since the inception of the SFP in August of 1998 there have been 288 projects with Board approved site acquisition-related adjustments. The total increases and decreases are illustrated in the chart below:



STAFF ANALYSIS/STATEMENTS (cont.)

This chart shows the site acquisition categories the Board approved adjustments were made in for the same 288 projects adjusted between August 1, 1998 and February 6, 2018.



In the last three years (from January 2015 until February 2018), there have been a total of 95 projects with site acquisition-related grant adjustments. The vast majority of those were engaged within two years of the final report of expenditures. Twenty-three projects had Board approved site acquisition-related adjustments that occurred outside the two-year window to conduct an audit. For those 23 projects, the adjustment for each site acquisition-related category is as follows:

Board Approved Adjustments to Projects Beyond Two-Year Audit Window (January 1, 2015 – February 6, 2018)						
Category	Site Acquisition	Hazardous Waste Removal	DTSC Fees	Relocation Assistance	Site Other	Total
Increases	\$732,155	\$549,085	\$103,316	\$62,076	\$111,646	\$1,558,278
Decreases	(\$6,188)	(\$246,342)	(\$36,519)	(\$121,129)		(\$410,178)
Net	\$685,680	\$384,085	\$75,390	(\$46,929)	111,646	\$1,148,100

The numbers in these charts show that the site acquisition-related grant adjustments Staff has been making since the inception of the program are not only to fulfill a statutory requirement, but also serve as an important function of the program to both recover unspent site acquisition grants and provide increases to projects that have incurred site acquisition costs in excess of the grants provided at Apportionment. Even though some of those adjustments have occurred outside of the two year audit window, they are still statutorily required and still perform the same function as they would within the two year audit window. Overall the adjustments have been a benefit to school districts.

STAFF ANALYSIS/STATEMENTS (cont.)

Savings

Due to the District's efficient management of the project, it was able to achieve over \$4.4 million in savings, which the District is allowed to retain pursuant to statute. In the District's appeal they are requesting that OPSC define the unused site acquisition grants as savings. However, any savings generated from unspent site acquisition grants are statutorily required to be returned and cannot be retained by the District.

OPSC Findings		District Appeal Request	
Total Project Cost	\$29,053,318	Total Project Cost	\$29,053,318
Savings Retained by District (100%)	\$4,420,055	Savings Retained by District plus site grants	\$4,443,481
Unspent Site Acquisition Funds (100%)	\$26,851	Unspent Site Acquisition Funds (100%)	\$26,851
Site Acquisition Grants to be Returned (50%)	\$13,426	Site Acquisition Grants to be Returned (50%)	\$0

Conclusion

While the District is requesting to retain a minor amount of funds compared to the overall project cost and savings, Staff does not have the administrative ability to grant the request since it is contrary to the statute. EC Sections 17072.12 and 17072.13 have been part of Chapter 12.5 since it was first signed into law in 1998. Implementation and compliance with these statutes, and associated regulations, has resulted in adjustments for site acquisition grants. Districts may receive an increase to their site acquisition grants, and others may return unspent site acquisition grants. Should the Board take action to approve the District's appeal, Staff's ability to enforce statute that has been in effect since the inception of the SFP would be restricted. Administratively, Staff has enforced the statutory required adjustments for all projects with site acquisition funding, whether the adjustment is an increase for site acquisition costs incurred in excess of the amount provided at apportionment or to request that unspent funds be returned.

Staff does not support the District's request. Based on the statutory and regulatory requirements described above, the District must return 50 percent of any unspent site acquisition grants (\$13,426). However, per SFP Regulation, the District may retain the remainder of the \$4.42 million in savings that was achieved due to the efficient management of its project.

BOARD OPTION

Pursuant to the Rules and Procedures of the State Allocation Board, "Staff is providing the following option for the Board's consideration. A positive vote by six members is required for the Board to take action that is an alternative to Staff's administrative action. Absent a positive vote by six members of the Board, Staff's administrative action will stand and the school district's appeal will be considered closed."

Grant the District's appeal.

BOARD ACTION

In considering this Item, there was no motion made by the Board; therefore, staff's administrative action stands and the school district's appeal is considered closed.

ATTACHMENT A

Authority

Education Code (EC) Section 17072.12(a) states in part:

(a) In addition to the amount provided in Section 17072.10, the board may provide funding for assistance in site development and acquisition if all of the following are met:

(1) The amount of the site acquisition and development assistance does not exceed 50 percent of the cost of site development to the school district, plus the lesser of the following:

(A) 50 percent of the site cost to the school district.

(B) 50 percent of the appraised value of the site within six months of the time the complete application is submitted.

(2) The school district certifies that there is no alternative available site, or that the district plans to sell an available site in order to use the proceeds of the sale for the purchase of the new site.

(b) Notwithstanding subdivision (a), the board may provide funding for assistance in site development and acquisition to a school district that uses land previously acquired by the school district in an amount equal to 50 percent of the cost of site development to the school district, plus 50 percent of the site's appraised value at the time the application for site acquisition and development is submitted, provided all of the following are met:

(1) The site was acquired no less than five years prior to the date the application is submitted.

(2) The site had been productively used by the school district as other than a schoolsite for the five years immediately preceding the date the application is submitted.

(3) The board determines that the nonschool function currently taking place on the site must be discontinued or relocated in order to utilize the site as a schoolsite.

(c) A school district that receives assistance pursuant to subdivision (b) shall, within one year after the completion of the project, certify in writing to the board that the nonschool function was in fact relocated as set forth in paragraph (4) of subdivision (b).

(d) Pursuant to subdivision (b), an applicant school district shall include in its application to the board a cost-benefit analysis performed by the school district demonstrating how utilizing existing nonschoolsite district property pursuant to this section would be a more effective method of solving the school district's pupil housing problems than any other method of funding under this chapter. The board shall review and approve the analysis if the board agrees with the findings and shall consider the analysis and findings in approving the project pursuant to this section.

EC Section 17072.33 states:

In the case of site acquisition, a district may request that the state's share of site assistance be provided to the district in amounts equal to the amount of the local match when the district enters escrow for a site included within a project.

SFP Regulation Section 1859.106 states in part:

The projects will be audited to assure that the expenditures incurred by the district were made in accordance with the provisions of Education Code Section 17072.35 for new construction projects, Section 1859.120 for Joint-Use Projects, Section 1859.140 for Critically Overcrowded School projects, Section 1859.160 for Charter School projects, and Education Code Section 17074.25 and Section 1859.79.2 for modernization projects. The audit will also assure that the district complied with all site acquisition guidelines as provided in Education Code Sections 17072.13 and 17072.14 and Sections 1859.74, 1859.74.1, 1859.74.2, 1859.74.3, 1859.74.4, 1859.75 and 1859.75.1.

ATTACHMENT A

Authority

An adjustment in the SFP grant will be made for the following:

(a) The difference in the value of the site, relocation costs, DTSC fees, and hazardous waste/materials removal costs that were used to determine the New Construction Additional Grant and the actual amount paid by the district for the site, relocation costs, DTSC fees, and hazardous waste/materials removal costs. For applications received on or after January 1, 2004, the adjustment may be made regardless of whether the hazardous waste/materials removal costs were requested on the application for funding.

...

When the OPSC receives the final expenditure report from the district on Form SAB 50-06, an audit of the expenditures by the OPSC shall commence within two years of the report. If the district is not notified by the OPSC within the two-year period that an audit will be made, there will be no audit of the project by the OPSC and the expenditures reported by the district shall be deemed appropriate. If the district has been notified that an audit of the expenditures will be made by the OPSC, the OPSC shall complete the audit within six months of the notification, unless additional information requested from the district has not been received.

ATTACHMENT B

STATE OF CALIFORNIA
SCHOOL DISTRICT APPEAL REQUEST

STATE ALLOCATION BOARD
OFFICE OF PUBLIC SCHOOL CONSTRUCTION

SAB 189 (REV 10/09)

Page 2 of 2

SCHOOL DISTRICT San Marcos Unified School District	APPLICATION NUMBER 50/73791-00-012
SCHOOL NAME San Marcos Elementary	COUNTY San Diego
DISTRICT REPRESENTATIVE Mark Schiel	E-MAIL ADDRESS mark.schiel@smusd.org

Purpose of Request:

The San Marcos Unified School District does not concur with the OPSC findings that the District must return the savings of \$13,426 for Application No. 50/73791-00-012

Basis of Request:

- Law (Statute) _____
- Regulation Section 1859.106
- Other (specify) _____

Description:

SFP regulation Section 1859.106 states that "When the OPSC receives the final expenditure report from the District on Form SAB 50-06, an audit of the expenditures by the OPSC shall commence within two year period of the report." SFP regulation Section 1859.106 also states, "If the district is not notified by the OPSC within the two-year period that an audit will be made, there will be no audit of the project by the OPSC and the expenditures reported by the district shall be deemed appropriate." The final report for Application No. 50/73791-00-012 was submitted to the OPSC and deemed 100% complete by the OPSC on March 16, 2012. Therefore, all unused site acquisition grants in the amount of \$13,426 should be deemed appropriate and be added to the incurred savings for a total of \$4,433,481.

SIGNATURE OF AUTHORIZED DISTRICT REPRESENTATIVE

Mark A Schiel

DATE

06/28/17

ATTACHMENT B



Facilities
255 Pico Avenue, Suite 250
San Marcos, CA 92069

T 760.752.1299
F 760.471.4928
www.smusd.org

June 28, 2017

Larisa Samoylovich
Auditor
Office of Public School Construction
707 3rd Street, 6th Floor
West Sacramento, CA 95605

Dear Ms. Samoylovich,

In response to your letter dated June 20, 2017 for the San Marcos Elementary project 50/7379-00-012, the San Marcos Unified School District ("District") disagrees with the Office of Public School Construction ("OPSC") findings.

SFP regulation Section 1859.106 states that "When the OPSC receives the final expenditure report from the District on Form SAB 50-06, an audit of the expenditures by the OPSC shall commence within two year period of the report." SFP regulation Section 1859.106 also states, "If the district is not notified by the OPSC within the two-year period that an audit will be made, there will be no audit of the project by the OPSC and the expenditures reported by the district shall be deemed appropriate." The final report for Application No. 50/73791-00-012 was submitted to the OPSC and deemed 100% complete by the OPSC on March 16, 2012. Therefore, all unused site acquisition grants in the amount of \$13,426 should be deemed appropriate and be added to the incurred savings for a total of \$4,433,481.

Please see the attached SAB Form 189, School District Appeal Request, on behalf of the District. Please contact me with any comments or questions at mark.schiel@smusd.org or by phone (760) 752-1210.

Regards,

Mark Schiel
Assistant Superintendent
Business Services

Cc: Tova K. Corman, Executive Director

Tentative Workload

May 2018

ACTION ITEMS

Career Technical Education Facilities Program
Regulation Amendments to Extend the General Site Development Grant

REPORTS, DISCUSSION and INFORMATION ITEMS

Standard Information Items

FINANCIAL REPORTS

Status of Fund Releases
Status of Funds

Tentative Workload

June 2018

ACTION ITEMS

REPORTS, DISCUSSION and INFORMATION ITEMS

Standard Information Items

FINANCIAL REPORTS

Status of Fund Releases
Status of Funds

Tentative Workload

July 2018

ACTION ITEMS

REPORTS, DISCUSSION and INFORMATION ITEMS

Standard Information Items

FINANCIAL REPORTS

Status of Fund Releases
Status of Funds

APPEALS Received as of March 31, 2018

Appeal Received Date	District	Tentative SAB Date*	Description
9/27/17	Stanislaus County Office of Education / Stanislaus	TBD	District does not concur with the findings for the closeout review.
10/17/17	Los Angeles Unified School District / Los Angeles	TBD	District does not concur with the findings for the closeout review.
11/27/17	Morongo Unified School District / San Bernardino	5/2018	District is requesting to retain a site that was abandoned and replaced through the Facility Hardship Program.
12/7/17	Alpaugh Unified School District / Tulare	5/2018	District is requesting additional grants for two Facility Hardship Program projects.
12/7/18	Central Unified School District / Fresno	TBD	District is requesting an apportionment based on the year in which the project receives an apportionment.
2/2/18	Muroc Joint Unified School District / Kern	5/2018	District is requesting Financial Hardship approval on other evidence, an expedited apportionment and to build a shared library between multiple schools on the same site.
2/20/18	Culver City Unified School District / Los Angeles	TBD	District is requesting an apportionment based on the 2017 per-pupil grant amount.
2/20/18	Solvang School District / Santa Barbara	TBD	District is requesting an apportionment based on the 2017 per-pupil grant amount.
2/22/18	Lake Elementary School District / Glenn	6/2018	District is requesting an immediate apportionment.

2/26/18	Bakersfield City School District / Kern	TBD	District is requesting an apportionment based on the 2017 per-pupil grant amount.
2/27/18	Centinela Valley Union High School District / Los Angeles	TBD	District is requesting an apportionment based on the 2017 per-pupil grant amount.
2/27/18	Palos Verdes Peninsula Union School District / Los Angeles	TBD	District is requesting an apportionment based on the 2017 per-pupil grant amount.
3/9/18	Klamath-Trinity Joint Unified School District / Humboldt	6/2018	District is requesting additional time before retiring local certificates of participation used for bridge financing.
3/14/18	Newport-Mesa Unified School District / Orange	TBD	District is requesting an apportionment based on the 2017 per-pupil grant amount.
3/19/18	Farmersville Unified School District / Tulare	7/2018	District is requesting to retain savings from a Financial Hardship funded Facility Hardship project.
*Please note: Tentative SAB Date is not a guaranteed meeting date and may be subject to change.			

STATE ALLOCATION BOARD MEETING DATES

The State Allocation Board (SAB) meeting dates for the 2018 calendar year are as follows:

<u>Board Date</u>	<u>Type of Meeting</u>
April 25, 2018*	Monthly (Consent/Appeals/Action)
May 23, 2018*	Monthly (Consent/Appeals/Action)
June 27, 2018*	Monthly (Consent/Appeals/Action)
July 25, 2018*	Monthly (Consent/Appeals/Action)
August 22, 2018*	Monthly (Consent/Appeals/Action)
September 26, 2018*	Monthly (Consent/Appeals/Action)
October 24, 2018*	Monthly (Consent/Appeals/Action)
December 2018*	Monthly (Consent/Appeals/Action)

*The projected dates and time will be determined upon the discussion with the Vice-Chair and Chair based on workload.

The SAB meets in different rooms within the State Capitol at 4:00 p.m. when the State Legislature is in session and at 2:00 p.m. when the State Legislature is out on recess. Due to scheduling changes within the Legislature, some of the SAB meetings may be canceled or changed with short notice.

INFORMATION ITEM

SCHOOL FACILITY PROGRAM NEWCONSTRUCTION AND MODERNIZATION UNFUNDED LIST (as of March 21, 2018)

The New Construction and Modernization projects on this list have received an “unfunded” approval by the State Allocation Board (SAB). Note that an “unfunded” approval does not guarantee a future apportionment by the SAB.

Published monthly in the SAB Agenda.

This report is also on the OPSC Web site at:
www.dgs.ca.gov/opsc

Unfunded Approvals as of
March 21, 2018 SAB

County	School District	Application Number	Program	Approval	Received Date	SAB Unfunded Approval	Financial Hardship Apportionment	Loan	State Share	Total Apportionment	Cumulative Amount	Submitted Certification Letter November 2017	Grant Agreement Received as of 4/3/2018
SAN DIEGO	FALLBROOK UNION ELEMENTARY	51/68114-00-003	Facility Hardship	G	8/9/2017	1/24/2018	0.00	0.00	739,834.00	739,834.00	739,834.00	n/a	Yes
HUMBOLDT	FORTUNA UNION HIGH	58/62810-00-001	Rehabilitation	G	8/17/2017	1/24/2018	0.00	0.00	2,713,111.00	2,713,111.00	3,452,945.00	n/a	Yes
KERN	SIERRA SANDS UNIFIED	58/73742-00-004	Rehabilitation	G	11/15/2016	2/28/2018	0.00	0.00	\$182,369.00	182,369.00	3,635,314.00	n/a	No
PLUMAS	PLUMAS UNIFIED	58/66969-00-002	Rehabilitation	G	3/20/2017	2/28/2018	0.00	0.00	\$526,164.00	526,164.00	4,161,478.00	n/a	No
SAN DIEGO	ESCONDIDO UNION ELEMENTARY	58/68098-00-001	Rehabilitation	G	9/14/2017	3/21/2018	0.00	0.00	536,180.88	536,180.88	4,697,658.88	n/a	No
SOLANO	SOLANO COUNTY OFFICE OF EDUCATION	58/10488-00-001	Rehabilitation	G	12/21/2017	3/21/2018	62,803.00	0.00	94,204.00	157,007.00	4,854,665.88	n/a	No
SOLANO	SOLANO COUNTY OFFICE OF EDUCATION	50/10488-00-032	New Construction	G	2/14/2013	12/6/2017	2,823,939.00	0.00	2,823,939.00	5,647,878.00	10,502,543.88	No	No
SOLANO	SOLANO COUNTY OFFICE OF EDUCATION	57/10488-00-027	Modernization	G	2/14/2013	12/6/2017	487,884.00	0.00	731,826.00	1,219,710.00	11,722,253.88	No	No
SAN BERNARDINO	RIM OF THE WORLD UNIFIED	57/67868-00-007	Modernization	G	5/7/2013	12/6/2017	0.00	0.00	4,221,455.00	4,221,455.00	15,943,708.88	No	No
RIVERSIDE	DESERT SANDS UNIFIED	57/67058-00-016	Modernization	G	5/17/2013	12/6/2017	0.00	0.00	628,281.00	628,281.00	16,571,989.88	No	No
RIVERSIDE	DESERT SANDS UNIFIED	57/67058-00-017	Modernization	G	7/11/2013	12/6/2017	0.00	0.00	16,482,830.00	16,482,830.00	33,054,819.88	No	No
LOS ANGELES	LOS ANGELES UNIFIED	53/64733-00-212	Critically Overcrowded Schools	L	10/31/2007	1/24/2018	0.00	0.00	2,009,727.00	2,009,727.00	35,064,546.88	n/a	n/a
SAN BERNARDINO	COLTON JOINT UNIFIED	50/67686-00-028	New Construction	L	10/31/2007	1/24/2018	0.00	0.00	2,727,391.00	2,727,391.00	37,791,937.88	n/a	n/a
IMPERIAL	HEBER ELEMENTARY	50/63131-00-006	New Construction	L	1/3/2008	1/24/2018	25,945.00	0.00	25,945.00	51,890.00	37,843,827.88	n/a	n/a
MADERA	CHAWANAKEE UNIFIED	50/75606-00-001	New Construction	L	7/25/2008	1/24/2018	20,993.00	0.00	20,992.00	41,985.00	37,885,812.88	n/a	n/a
SACRAMENTO	NATOMAS UNIFIED	54/75283-00-006	Charter	D	5/25/2017	1/24/2018	0.00	0.00	225,921.60	225,921.60	38,111,734.48	n/a	No
SACRAMENTO	NATOMAS UNIFIED	54/75283-00-007	Charter	D	5/25/2017	1/24/2018	0.00	0.00	457,718.00	457,718.00	38,569,452.48	n/a	No
TULARE	VISALIA UNIFIED	54/72256-00-001	Charter	D	6/5/2017	1/24/2018	0.00	375,411.90	375,411.90	750,823.80	39,320,276.28	n/a	No
TULARE	VISALIA UNIFIED	54/72256-00-002	Charter	D	6/5/2017	1/24/2018	0.00	577,291.20	577,291.20	1,154,582.40	40,474,858.68	n/a	No
SANTA BARBARA	LOMPOC UNIFIED	54/69229-00-001	Charter	D	6/1/2017	1/24/2018	0.00	36,784.70	36,784.70	73,569.40	40,548,428.08	n/a	No
SAN DIEGO	SAN DIEGO UNIFIED	54/68338-00-003	Charter	D	5/18/2017	1/24/2018	0.00	0.00	580,437.60	580,437.60	41,128,865.68	n/a	No
ALAMEDA	OAKLAND UNIFIED	54/61259-09-008	Charter	D	5/26/2017	1/24/2018	0.00	123,238.70	123,238.70	246,477.40	41,375,343.08	n/a	No
ALAMEDA	OAKLAND UNIFIED	54/61259-09-009	Charter	D	5/26/2017	1/24/2018	0.00	1,282,740.00	1,282,740.00	2,565,480.00	43,940,823.08	n/a	No
TULARE	VISALIA UNIFIED	54/72256-00-003	Charter	D	6/5/2017	1/24/2018	0.00	241,059.70	241,059.70	482,119.40	44,422,942.48	n/a	No
TULARE	VISALIA UNIFIED	54/72256-00-004	Charter	D	6/5/2017	1/24/2018	0.00	83,698.90	83,698.90	167,397.80	44,590,340.28	n/a	No
CONTRA COSTA	WEST CONTRA COSTA UNIFIED	54/61796-04-001	Charter	D	6/5/2017	1/24/2018	0.00	739,872.50	739,872.50	1,479,745.00	46,070,085.28	n/a	No
CONTRA COSTA	WEST CONTRA COSTA UNIFIED	54/61796-04-002	Charter	D	6/5/2017	1/24/2018	0.00	559,734.20	559,734.20	1,119,468.40	47,189,553.68	n/a	No
SAN DIEGO	SAN DIEGO UNIFIED	54/68338-00-006	Charter	D	6/2/2017	1/24/2018	0.00	0.00	2,559,620.20	2,559,620.20	49,749,173.88	n/a	No
ALAMEDA	OAKLAND UNIFIED	54/61259-09-010	Charter	D	6/5/2017	1/24/2018	0.00	200,206.10	200,206.10	400,412.20	50,149,586.08	n/a	No
ALAMEDA	OAKLAND UNIFIED	54/61259-09-011	Charter	D	6/5/2017	1/24/2018	0.00	2,150,284.80	2,150,284.80	4,300,569.60	54,450,155.68	n/a	No
MARIPOSA	MARIPOSA COUNTY UNIFIED	54/65532-00-001	Charter	D	6/5/2017	1/24/2018	0.00	0.00	121,412.20	121,412.20	54,571,567.88	n/a	No
ALAMEDA	OAKLAND UNIFIED	54/61259-00-006	Charter	D	6/5/2017	1/24/2018	0.00	1,093,590.50	1,093,590.50	2,187,181.00	56,758,748.88	n/a	No
SAN DIEGO	SAN DIEGO UNIFIED	54/68338-00-007	Charter	D	6/2/2017	1/24/2018	0.00	0.00	1,304,710.10	1,304,710.10	58,063,458.98	n/a	No
ALAMEDA	OAKLAND UNIFIED	54/61259-09-006	Charter	D	6/5/2017	1/24/2018	0.00	237,707.30	237,707.30	475,414.60	58,538,873.58	n/a	No
ALAMEDA	OAKLAND UNIFIED	54/61259-09-007	Charter	D	6/5/2017	1/24/2018	0.00	512,292.70	512,292.70	1,024,585.40	59,563,458.98	n/a	No
SACRAMENTO	SAN JUAN UNIFIED	54/67447-00-005	Charter	D	6/5/2017	1/24/2018	0.00	663,871.80	663,871.80	1,327,743.60	60,891,202.58	n/a	No
ALAMEDA	OAKLAND UNIFIED	54/61259-13-005	Charter	D	6/5/2017	1/24/2018	0.00	69,635.80	69,635.80	139,271.60	61,030,474.18	n/a	No
ALAMEDA	OAKLAND UNIFIED	54/61259-13-006	Charter	D	6/5/2017	1/24/2018	0.00	337,475.40	337,475.40	674,950.80	61,705,424.98	n/a	No
SAN LUIS OBISPO	SAN LUIS COASTAL UNIFIED	54/68809-00-001	Charter	D	6/1/2017	1/24/2018	0.00	0.00	295,591.10	295,591.10	62,001,016.08	n/a	No
SAN DIEGO	SAN DIEGO UNIFIED	54/68338-00-005	Charter	D	5/18/2017	1/24/2018	0.00	0.00	205,783.80	205,783.80	62,206,799.88	n/a	No
SAN BERNARDINO	COLTON JOINT UNIFIED	57/67686-00-011	Modernization	G	8/7/2013	2/28/2018	0.00	0.00	\$3,509,692.00	3,509,692.00	65,716,491.88	n/a	No
SAN BERNARDINO	COLTON JOINT UNIFIED	57/67686-00-012	Modernization	G	8/7/2013	2/28/2018	0.00	0.00	\$3,625,035.00	3,625,035.00	69,341,526.88	n/a	No
SAN BERNARDINO	COLTON JOINT UNIFIED	57/67686-00-013	Modernization	G	8/7/2013	2/28/2018	0.00	0.00	\$3,550,382.00	3,550,382.00	72,891,908.88	n/a	No
SAN BERNARDINO	COLTON JOINT UNIFIED	57/67686-00-014	Modernization	G	8/7/2013	2/28/2018	0.00	0.00	\$3,689,156.00	3,689,156.00	76,581,064.88	n/a	No
FRESNO	CLOVIS UNIFIED	50/62117-00-017	New Construction	G	8/16/2013	2/28/2018	0.00	0.00	\$1,495,779.00	1,495,779.00	78,076,843.88	n/a	No
FRESNO	CLOVIS UNIFIED	50/62117-00-018	New Construction	G	8/16/2013	2/28/2018	0.00	0.00	\$4,794,572.00	4,794,572.00	82,871,415.88	n/a	No
LOS ANGELES	LOS ANGELES UNIFIED	53/64733-00-806	Critically Overcrowded Schools	L	10/31/2007	2/28/2018	0.00	0.00	\$19,084.81	19,084.81	82,890,500.69	n/a	No
MERCED	MERCED UNION HIGH	50/65789-00-006	New Construction	L	4/14/2009	2/28/2018	0.00	0.00	\$405.00	405.00	82,890,905.69	n/a	No
SAN DIEGO	CARLSBAD UNIFIED	50/73551-00-016	New Construction	L	4/9/2012	2/28/2018	0.00	0.00	\$29,098.00	29,098.00	82,920,003.69	n/a	No
RIVERSIDE	CORONA-NORCO UNIFIED	50/67033-00-038	New Construction	G	10/30/2012	2/28/2018	0.00	0.00	\$521,438.00	521,438.00	83,441,441.69	n/a	No
RIVERSIDE	DESERT SANDS UNIFIED	50/67058-00-027	New Construction	G	7/11/2013	2/28/2018	0.00	0.00	\$600,728.00	600,728.00	84,042,169.69	n/a	No
CONTRA COSTA	MARTINEZ UNIFIED	50/61739-00-002	New Construction	G	7/18/2013	2/28/2018	0.00	0.00	\$507,368.00	507,368.00	84,549,537.69	n/a	No
CONTRA COSTA	MARTINEZ UNIFIED	57/61739-00-008	Modernization	G	7/18/2013	2/28/2018	0.00	0.00	\$365,546.00	365,546.00	84,915,083.69	n/a	No
SAN BERNARDINO	CHAFFEY JOINT UNION HIGH	50/67652-00-015	New Construction	G	7/25/2013	2/28/2018	0.00	0.00	\$2,929,338.00	2,929,338.00	87,844,421.69	n/a	No
LOS ANGELES	LONG BEACH UNIFIED	50/64725-05-001	New Construction	G	7/30/2013	2/28/2018	0.00	0.00	\$4,339,771.00	4,339,771.00	92,184,192.69	n/a	No
SAN MATEO	BELMONT-REDWOOD SHORES ELEMENTARY	57/68866-00-012	Modernization	G	8/6/2013	2/28/2018	0.00	0.00	\$1,292,367.00	1,292,367.00	93,476,559.69	n/a	No
FRESNO	WEST PARK ELEMENTARY	57/62539-00-001	Modernization	D	8/7/2013	2/28/2018	0.00	195,495.00	\$331,421.00	526,916.00	94,003,475.69	n/a	No

Unfunded Approvals as of
March 21, 2018 SAB

County	School District	Application Number	Program	Approval	Received Date	SAB Unfunded Approval	Financial Hardship Apportionment	Loan	State Share	Total Apportionment	Cumulative Amount	Submitted Certification Letter November 2017	Grant Agreement Received as of 4/3/2018
STANISLAUS	SYLVAN UNION ELEMENTARY	57/71290-00-008	Modernization	G	8/7/2013	2/28/2018	0.00	0.00	\$3,070,426.00	3,070,426.00	97,073,901.69	n/a	No
RIVERSIDE	CORONA-NORCO UNIFIED	50/67033-00-037	New Construction	G	8/12/2013	2/28/2018	0.00	0.00	\$897,944.00	897,944.00	97,971,845.69	n/a	No
TULARE	TULARE JOINT UNION HIGH	50/72249-00-002	New Construction	G	8/13/2013	2/28/2018	0.00	0.00	\$2,034,671.00	2,034,671.00	100,006,516.69	n/a	Yes
FRESNO	CLOVIS UNIFIED	57/62117-00-034	Modernization	G	8/15/2013	2/28/2018	0.00	0.00	\$756,890.00	756,890.00	100,763,406.69	n/a	No
FRESNO	CLOVIS UNIFIED	57/62117-00-035	Modernization	G	8/16/2013	2/28/2018	0.00	0.00	\$1,175,811.00	1,175,811.00	101,939,217.69	n/a	No
SANTA CLARA	FREMONT UNION HIGH	50/69468-01-001	New Construction	G	8/16/2013	2/28/2018	0.00	0.00	\$601,054.00	601,054.00	102,540,271.69	n/a	No
SONOMA	GUERNEVILLE ELEMENTARY	57/70722-00-001	Modernization	G	8/16/2013	2/28/2018	0.00	0.00	\$1,201,605.00	1,201,605.00	103,741,876.69	n/a	No
SOLANO	VALLEJO CITY UNIFIED	54/70581-00-006	Charter	D	5/22/2016	2/28/2018	0.00	1,447,484.10	1,447,484.10	2,894,968.20	106,636,844.89	n/a	No
RIVERSIDE	PALM SPRINGS UNIFIED	57/67173-00-007	Modernization	G	8/3/2016	2/28/2018	0.00	0.00	\$1,230,111.00	1,230,111.00	107,866,955.89	n/a	No
SAN DIEGO	SAN DIEGO UNIFIED	54/68338-00-004	Charter	D	5/18/2017	2/28/2018	0.00	0.00	627,706.40	627,706.40	108,494,662.29	n/a	No
SOLANO	VALLEJO CITY UNIFIED	54/70581-00-007	Charter	D	5/22/2017	2/28/2018	0.00	50,315.80	50,315.80	100,631.60	108,595,293.89	n/a	No
ALAMEDA	OAKLAND UNIFIED	54/61259-12-005	Charter	D	5/26/2017	2/28/2018	0.00	185,933.00	185,933.00	371,866.00	108,967,159.89	n/a	No
ALAMEDA	OAKLAND UNIFIED	54/61259-12-006	Charter	D	5/26/2017	2/28/2018	0.00	189,067.00	189,067.00	378,134.00	109,345,293.89	n/a	No
SACRAMENTO	NATOMAS UNIFIED	54/75283-00-008	Charter	D	5/26/2017	2/28/2018	0.00	0.00	285,982.90	285,982.90	109,631,276.79	n/a	No
SANTA CLARA	MORGAN HILL UNIFIED	54/69583-00-002	Charter	D	6/5/2017	2/28/2018	0.00	689,971.20	689,971.20	1,379,942.40	111,011,219.19	n/a	No
SAN DIEGO	CAJON VALLEY UNION ELEMENTARY	54/67991-00-002	Charter	D	6/5/2017	2/28/2018	0.00	262,883.30	262,883.30	525,766.60	111,536,985.79	n/a	No
SAN DIEGO	CAJON VALLEY UNION ELEMENTARY	54/67991-00-003	Charter	D	6/5/2017	2/28/2018	0.00	174,177.90	174,177.90	348,355.80	111,885,341.59	n/a	No
ALAMEDA	OAKLAND UNIFIED	54/61259-00-011	Charter	D	6/2/2017	2/28/2018	0.00	1,020,554.30	1,020,554.30	2,041,108.60	113,926,450.19	n/a	No
SANTA CLARA	EAST SIDE UNION HIGH	54/69427-00-005	Charter	D	6/5/2017	2/28/2018	0.00	1,552,568.80	1,552,568.80	3,105,137.60	117,031,587.79	n/a	No
SANTA CLARA	EAST SIDE UNION HIGH	54/69427-00-006	Charter	D	6/5/2017	2/28/2018	0.00	27,429.70	27,429.70	54,859.40	117,086,447.19	n/a	No
LOS ANGELES	LOS ANGELES UNIFIED	54/64733-00-101	Charter	J	6/2/2017	2/28/2018	0.00	10,115,714.80	10,115,714.80	20,231,429.60	137,317,876.79	n/a	No
SAN DIEGO	CAJON VALLEY UNION ELEMENTARY	54/67991-00-001	Charter	D	6/5/2017	2/28/2018	0.00	486,827.80	486,827.80	973,655.60	138,291,532.39	n/a	No
ALAMEDA	OAKLAND UNIFIED	54/61259-00-010	Charter	D	6/5/2017	2/28/2018	0.00	1,136,442.50	1,136,442.50	2,272,885.00	140,564,417.39	n/a	No
SAN DIEGO	SAN DIEGO UNIFIED	54/68338-00-008	Charter	D	6/2/2017	2/28/2018	0.00	0.00	1,684,003.20	1,684,003.20	142,248,420.59	n/a	No
SACRAMENTO	SAN JUAN UNIFIED	54/67447-00-006	Charter	D	6/5/2017	2/28/2018	0.00	0.00	633,502.90	633,502.90	142,881,923.49	n/a	No
ALAMEDA	OAKLAND UNIFIED	54/61259-13-003	Charter	D	6/5/2017	2/28/2018	0.00	122,658.40	122,658.40	245,316.80	143,127,240.29	n/a	No
ALAMEDA	OAKLAND UNIFIED	54/61259-13-004	Charter	D	6/5/2017	2/28/2018	0.00	130,746.20	130,746.20	261,492.40	143,388,732.69	n/a	No
SAN BERNARDINO	SAN BERNARDINO CITY UNIFIED	54/67876-00-004	Charter	D	6/5/2017	2/28/2018	0.00	229,399.00	229,399.00	458,798.00	143,847,530.69	n/a	No
SACRAMENTO	SACRAMENTO CITY UNIFIED	54/67439-00-007	Charter	D	6/5/2017	2/28/2018	0.00	561,060.30	561,060.30	1,122,120.60	144,969,651.29	n/a	No
SACRAMENTO	SACRAMENTO CITY UNIFIED	54/67439-00-008	Charter	J	6/5/2017	2/28/2018	0.00	907,854.80	907,854.80	1,815,709.60	146,785,360.89	n/a	No
SONOMA	OLD ADOBE UNION ELEMENTARY	54/70847-00-005	Charter	D	6/5/2017	2/28/2018	0.00	0.00	33,155.40	33,155.40	146,818,516.29	n/a	No
SAN DIEGO	CHULA VISTA ELEMENTARY	54/68023-00-002	Charter	D	6/5/2017	2/28/2018	0.00	0.00	298,669.20	298,669.20	147,117,185.49	n/a	No
SAN MATEO	BELMONT-REDWOOD SHORES ELEMENTARY	50/68866-00-005	New Construction	G	8/20/2013	3/21/2018	0.00	0.00	\$721,921.00	\$721,921.00	147,839,106.49	n/a	No
MARIN	LARKSPUR-CORTE MADERA	57/65367-00-005	Modernization	G	8/20/2013	3/21/2018	0.00	0.00	\$3,193,882.00	\$3,193,882.00	151,032,988.49	n/a	No
SAN MATEO	BELMONT-REDWOOD SHORES ELEMENTARY	57/68866-00-013	Modernization	G	8/20/2013	3/21/2018	0.00	0.00	\$1,054,533.00	\$1,054,533.00	152,087,521.49	n/a	No
ORANGE	PLACENTIA-YORBA LINDA UNIFIED	50/66647-00-036	New Construction	G	8/23/2013	3/21/2018	0.00	0.00	\$576,382.00	\$576,382.00	152,663,903.49	n/a	No
ORANGE	IRVINE UNIFIED	50/73650-00-018	New Construction	G	8/28/2013	3/21/2018	0.00	0.00	\$25,660,246.00	\$25,660,246.00	178,324,149.49	n/a	No
SONOMA	WINDSOR UNIFIED	50/75358-00-015	New Construction	G	9/5/2013	3/21/2018	0.00	0.00	\$1,957,168.00	\$1,957,168.00	180,281,317.49	n/a	No
FRESNO	CLOVIS UNIFIED	57/62117-00-036	Modernization	G	9/9/2013	3/21/2018	0.00	0.00	\$2,226,269.00	\$2,226,269.00	182,507,586.49	n/a	No
ORANGE	TUSTIN UNIFIED	57/73643-00-021	Modernization	G	9/10/2013	3/21/2018	0.00	0.00	\$3,302,254.00	\$3,302,254.00	185,809,840.49	n/a	No
SANTA BARBARA	SANTA BARBARA UNIFIED	57/76786-00-004	Modernization	G	9/17/2013	3/21/2018	0.00	0.00	\$510,675.00	\$510,675.00	186,320,515.49	n/a	No
CONTRA COSTA	SAN RAMON VALLEY UNIFIED	50/61804-02-007	New Construction	G	9/23/2013	3/21/2018	0.00	0.00	\$3,532,093.00	\$3,532,093.00	189,852,608.49	n/a	No
ORANGE	PLACENTIA-YORBA LINDA UNIFIED	57/66647-00-035	Modernization	G	9/25/2013	3/21/2018	0.00	0.00	\$1,630,910.00	\$1,630,910.00	191,483,518.49	n/a	No
MONTEREY	LAGUNITA ELEMENTARY	50/66076-00-002	New Construction	D	9/27/2013	3/21/2018	37,014.50	0.00	\$37,014.50	\$74,029.00	191,557,547.49	n/a	No
MONTEREY	LAGUNITA ELEMENTARY	57/66076-00-001	Modernization	D	9/27/2013	3/21/2018	17,978.00	0.00	\$45,766.00	\$63,744.00	191,621,291.49	n/a	No
FRESNO	CLOVIS UNIFIED	57/62117-00-037	Modernization	G	10/1/2013	3/21/2018	0.00	0.00	\$3,804,822.00	\$3,804,822.00	195,426,113.49	n/a	No
SAN DIEGO	GROSSMONT UNION HIGH	50/68130-14-004	New Construction	G	10/2/2013	3/21/2018	0.00	0.00	\$1,383,537.00	\$1,383,537.00	196,809,650.49	n/a	No
FRESNO	MENDOTA UNIFIED	50/75127-00-004	New Construction	G	10/3/2013	3/21/2018	0.00	0.00	\$14,045,622.00	\$14,045,622.00	210,855,272.49	n/a	No
SANTA BARBARA	SANTA BARBARA UNIFIED	57/76786-00-005	Modernization	G	10/7/2013	3/21/2018	0.00	0.00	\$525,157.00	\$525,157.00	211,380,429.49	n/a	No
GLENN	PLAZA ELEMENTARY	57/62638-00-001	Modernization	D	10/18/2013	3/21/2018	35,471.00	0.00	\$84,925.00	\$120,396.00	211,500,825.49	n/a	No
SANTA BARBARA	SANTA MARIA JOINT UNION HIGH	50/69310-00-004	New Construction	G	10/23/2013	3/21/2018	0.00	0.00	\$7,942,905.00	\$7,942,905.00	219,443,730.49	n/a	No
Total							3,512,027.50	28,771,480.10	187,160,222.89	219,443,730.49			

*This Unfunded List (Lack of AB 55 Loans) includes \$66.5 million for 49 projects for Charter School Facilities Program Preliminary Apportionments for Design and Site Funding.

Unfunded Charter Preliminary
As of March 21, 2018 SAB

County	School District	Application Number	Program	Approval	Received Date	SAB Date	Financial Hardship Apportionment	Loan	State Share	Total Apportionment	Prop. 47	Prop. 55	Prop. 1D	Prop. 51	
Unfunded Charter PA's															
ALAMEDA	OAKLAND UNIFIED	54/61259-09-001	Charter	P	6/1/2007	5/28/2008	0.00	5,956,392.60	5,956,393.05	11,912,785.65	0.00	0.00	11,912,785.65	0.00	
LOS ANGELES	LOS ANGELES UNIFIED	54/64733-00-049	Charter	P	6/5/2007	5/28/2008	0.00	15,457,077.00	12,447,821.60	27,904,898.60	0.00	0.00	27,904,898.60	0.00	
SAN DIEGO	SAN DIEGO UNIFIED	54/68338-02-002	Charter	P	9/28/2009	7/12/2011	0.00	1,366,254.90	1,366,254.90	2,732,509.80	0.00	0.00	2,732,509.80	0.00	
ALAMEDA	OAKLAND UNIFIED	54/61259-00-004	Charter	P	5/30/2014	11/25/2014	0.00	5,499,728.10	5,499,728.10	10,999,456.20	0.00	10,999,456.20	0.00	0.00	
BUTTE	CHICO UNIFIED	54/61424-00-005	Charter	P	4/1/2014	4/15/2015	0.00	249,318.00	249,318.00	498,636.00	0.00	0.00	498,636.00	0.00	
SONOMA	SANTA ROSA HIGH	54/70920-00-004	Charter	P	4/1/2014	4/15/2015	0.00	4,603,432.50	4,603,432.50	9,206,865.00	0.00	0.00	9,206,865.00	0.00	
SONOMA	SANTA ROSA HIGH	54/70920-00-003	Charter	P	4/3/2014	4/15/2015	0.00	319,127.40	319,127.40	638,254.80	0.00	0.00	638,254.80	0.00	
SAN JOAQUIN	TRACY JOINT UNIFIED	54/75499-00-003	Charter	P	4/30/2014	4/15/2015	0.00	0.00	2,221,196.40	2,221,196.40	0.00	0.00	2,221,196.40	0.00	
SAN JOAQUIN	TRACY JOINT UNIFIED	54/75499-00-004	Charter	P	4/30/2014	4/15/2015	0.00	0.00	1,752,495.30	1,752,495.30	0.00	0.00	1,752,495.30	0.00	
SANTA CLARA	ALUM ROCK UNION ELEMENTARY	54/69369-00-002	Charter	P	5/30/2014	4/15/2015	0.00	3,963,237.30	3,963,237.30	7,926,474.60	0.00	0.00	7,926,474.60	0.00	
ALAMEDA	OAKLAND UNIFIED	54/61259-13-002	Charter	P	5/28/2014	5/27/2015	0.00	2,916,055.40	2,916,055.40	5,832,110.80	0.00	0.00	5,832,110.80	0.00	
ALAMEDA	OAKLAND UNIFIED	54/61259-13-002	Charter	P	5/28/2014	8/26/2015	0.00	8,558,059.50	8,558,059.50	17,116,119.00	0.00	0.00	17,116,119.00	0.00	
SANTA CLARA	ALUM ROCK UNION ELEMENTARY	54/69369-00-003	Charter	P	5/30/2014	12/9/2015	0.00	231,079.95	231,079.95	462,159.90	0.00	10,660.00	462,159.90	0.00	
SAN DIEGO	SAN DIEGO UNIFIED	54/68338-00-003	Charter	P	5/18/2017	1/24/2018	0.00	0.00	5,223,938.40	5,223,938.40	0.00	0.00	0.00	5,223,938.40	
SAN DIEGO	SAN DIEGO UNIFIED	54/68338-00-005	Charter	P	5/18/2017	1/24/2018	0.00	0.00	1,852,054.20	1,852,054.20	0.00	0.00	0.00	1,852,054.20	
SACRAMENTO	NATOMAS UNIFIED	54/75283-00-006	Charter	P	5/25/2017	1/24/2018	0.00	0.00	2,033,294.40	2,033,294.40	0.00	0.00	0.00	2,033,294.40	
SACRAMENTO	NATOMAS UNIFIED	54/75283-00-007	Charter	P	5/25/2017	1/24/2018	0.00	0.00	4,119,462.00	4,119,462.00	0.00	0.00	0.00	4,119,462.00	
ALAMEDA	OAKLAND UNIFIED	54/61259-09-008	Charter	P	5/26/2017	1/24/2018	0.00	1,109,148.30	1,109,148.30	2,218,296.60	0.00	0.00	0.00	2,218,296.60	
ALAMEDA	OAKLAND UNIFIED	54/61259-09-009	Charter	P	5/26/2017	1/24/2018	0.00	11,544,660.00	11,544,660.00	23,089,320.00	0.00	0.00	0.00	23,089,320.00	
SAN LUIS OBISPO	SAN LUIS COASTAL UNIFIED	54/68809-00-001	Charter	P	6/1/2017	1/24/2018	0.00	0.00	2,660,319.90	2,660,319.90	0.00	0.00	0.00	2,660,319.90	
SANTA BARBARA	LOMPOC UNIFIED	54/69229-00-001	Charter	P	6/1/2017	1/24/2018	0.00	135,120.30	331,062.30	466,182.60	0.00	0.00	0.00	466,182.60	
SAN DIEGO	SAN DIEGO UNIFIED	54/68338-00-006	Charter	P	6/2/2017	1/24/2018	0.00	0.00	23,036,581.80	23,036,581.80	0.00	0.00	0.00	23,036,581.80	
SAN DIEGO	SAN DIEGO UNIFIED	54/68338-00-007	Charter	P	6/2/2017	1/24/2018	0.00	0.00	11,742,390.90	11,742,390.90	0.00	0.00	0.00	11,742,390.90	
ALAMEDA	OAKLAND UNIFIED	54/61259-00-006	Charter	P	6/5/2017	1/24/2018	0.00	9,842,314.50	9,842,314.50	19,684,629.00	0.00	0.00	0.00	19,684,629.00	
ALAMEDA	OAKLAND UNIFIED	54/61259-09-006	Charter	P	6/5/2017	1/24/2018	0.00	2,139,365.70	2,139,365.70	4,278,731.40	0.00	0.00	0.00	4,278,731.40	
ALAMEDA	OAKLAND UNIFIED	54/61259-09-007	Charter	P	6/5/2017	1/24/2018	0.00	4,610,634.30	4,610,634.30	9,221,268.60	0.00	0.00	0.00	9,221,268.60	
ALAMEDA	OAKLAND UNIFIED	54/61259-09-010	Charter	P	6/5/2017	1/24/2018	0.00	1,801,854.90	1,801,854.90	3,603,709.80	0.00	0.00	0.00	3,603,709.80	
ALAMEDA	OAKLAND UNIFIED	54/61259-09-011	Charter	P	6/5/2017	1/24/2018	0.00	19,352,563.20	19,352,563.20	38,705,126.40	0.00	0.00	0.00	38,705,126.40	
ALAMEDA	OAKLAND UNIFIED	54/61259-13-005	Charter	P	6/5/2017	1/24/2018	0.00	626,722.20	626,722.20	1,253,444.40	0.00	0.00	0.00	1,253,444.40	
ALAMEDA	OAKLAND UNIFIED	54/61259-13-006	Charter	P	6/5/2017	1/24/2018	0.00	3,037,278.60	3,037,278.60	6,074,557.20	0.00	0.00	0.00	6,074,557.20	
CONTRA COSTA	WEST CONTRA COSTA UNIFIED	54/61796-04-001	Charter	P	6/5/2017	1/24/2018	0.00	6,658,852.50	6,658,852.50	13,317,705.00	0.00	0.00	0.00	13,317,705.00	
CONTRA COSTA	WEST CONTRA COSTA UNIFIED	54/61796-04-002	Charter	P	6/5/2017	1/24/2018	0.00	5,037,607.80	5,037,607.80	10,075,215.60	0.00	0.00	0.00	10,075,215.60	
MARIPOSA	MARIPOSA COUNTY UNIFIED	54/65532-00-001	Charter	P	6/5/2017	1/24/2018	0.00	0.00	1,092,709.80	1,092,709.80	0.00	0.00	0.00	1,092,709.80	
SACRAMENTO	SAN JUAN UNIFIED	54/67447-00-005	Charter	P	6/5/2017	1/24/2018	0.00	5,974,846.20	5,974,846.20	11,949,692.40	0.00	0.00	0.00	11,949,692.40	
TULARE	VISALIA UNIFIED	54/72256-00-001	Charter	P	6/5/2017	1/24/2018	0.00	3,378,707.10	3,378,707.10	6,757,414.20	0.00	0.00	0.00	6,757,414.20	
TULARE	VISALIA UNIFIED	54/72256-00-002	Charter	P	6/5/2017	1/24/2018	0.00	5,195,620.80	5,195,620.80	10,391,241.60	0.00	0.00	0.00	10,391,241.60	
TULARE	VISALIA UNIFIED	54/72256-00-003	Charter	P	6/5/2017	1/24/2018	0.00	2,169,537.30	2,169,537.30	4,339,074.60	0.00	0.00	0.00	4,339,074.60	
TULARE	VISALIA UNIFIED	54/72256-00-004	Charter	P	6/5/2017	1/24/2018	0.00	753,290.10	753,290.10	1,506,580.20	0.00	0.00	0.00	1,506,580.20	
SOLANO	VALLEJO CITY UNIFIED	54/70581-00-006	Charter	P	5/22/2016	2/28/2018	0.00	13,277,356.90	13,277,356.90	26,554,713.80	590,900.00	2,315,550.00	12,651,864.00	10,996,399.80	
SAN DIEGO	SAN DIEGO UNIFIED	54/68338-00-004	Charter	P	5/18/2017	2/28/2018	0.00	0.00	5,649,357.60	5,649,357.60	0.00	0.00	0.00	5,649,357.60	
SOLANO	VALLEJO CITY UNIFIED	54/70581-00-007	Charter	P	5/22/2017	2/28/2018	0.00	452,842.20	452,842.20	905,684.40	0.00	0.00	905,684.40	0.00	
ALAMEDA	OAKLAND UNIFIED	54/61259-12-005	Charter	P	5/26/2017	2/28/2018	0.00	1,673,397.00	1,673,397.00	3,346,794.00	0.00	0.00	0.00	3,346,794.00	
ALAMEDA	OAKLAND UNIFIED	54/61259-12-006	Charter	P	5/26/2017	2/28/2018	0.00	1,701,603.00	1,701,603.00	3,403,206.00	0.00	0.00	0.00	3,403,206.00	
SACRAMENTO	NATOMAS UNIFIED	54/75283-00-008	Charter	P	5/26/2017	2/28/2018	0.00	0.00	2,573,846.10	2,573,846.10	0.00	0.00	2,573,846.10	0.00	
ALAMEDA	OAKLAND UNIFIED	54/61259-00-011	Charter	P	6/2/2017	2/28/2018	0.00	9,184,988.70	9,184,988.70	18,369,977.40	0.00	0.00	0.00	18,369,977.40	
LOS ANGELES	LOS ANGELES UNIFIED	54/64733-00-101	Charter	P	6/2/2017	2/28/2018	0.00	13,850,962.20	13,850,962.20	27,701,924.40	0.00	0.00	0.00	27,701,924.40	
SAN DIEGO	SAN DIEGO UNIFIED	54/68338-00-008	Charter	P	6/2/2017	2/28/2018	0.00	0.00	15,156,028.80	15,156,028.80	0.00	0.00	0.00	15,156,028.80	
ALAMEDA	OAKLAND UNIFIED	54/61259-00-010	Charter	P	6/5/2017	2/28/2018	0.00	10,227,982.50	10,227,982.50	20,455,965.00	0.00	0.00	0.00	20,455,965.00	
ALAMEDA	OAKLAND UNIFIED	54/61259-13-003	Charter	P	6/5/2017	2/28/2018	0.00	1,103,925.60	1,103,925.60	2,207,851.20	0.00	0.00	0.00	2,207,851.20	
ALAMEDA	OAKLAND UNIFIED	54/61259-13-004	Charter	P	6/5/2017	2/28/2018	0.00	1,176,715.80	1,176,715.80	2,353,431.60	0.00	0.00	0.00	2,353,431.60	
SACRAMENTO	SACRAMENTO CITY UNIFIED	54/67439-00-007	Charter	P	6/5/2017	2/28/2018	0.00	5,049,542.70	5,049,542.70	10,099,085.40	0.00	0.00	0.00	10,099,085.40	
SACRAMENTO	SACRAMENTO CITY UNIFIED	54/67439-00-008	Charter	P	6/5/2017	2/28/2018	0.00	6,288,725.20	6,288,725.20	12,577,450.40	0.00	0.00	0.00	12,577,450.40	
SACRAMENTO	SAN JUAN UNIFIED	54/67447-00-006	Charter	P	6/5/2017	2/28/2018	0.00	0.00	5,701,526.10	5,701,526.10	0.00	0.00	0.00	5,701,526.10	
SAN BERNARDINO	SAN BERNARDINO CITY UNIFIED	54/67876-00-004	Charter	P	6/5/2017	2/28/2018	0.00	2,064,591.00	2,064,591.00	4,129,182.00	0.00	0.00	0.00	4,129,182.00	
SAN DIEGO	CAJON VALLEY UNION ELEMENTARY	54/67991-00-001	Charter	P	6/5/2017	2/28/2018	0.00	4,381,450.20	4,381,450.20	8,762,900.40	0.00	0.00	0.00	8,762,900.40	
SAN DIEGO	CAJON VALLEY UNION ELEMENTARY	54/67991-00-002	Charter	P	6/5/2017	2/28/2018	0.00	2,365,949.70	2,365,949.70	4,731,899.40	0.00	0.00	0.00	4,731,899.40	
SAN DIEGO	CAJON VALLEY UNION ELEMENTARY	54/67991-00-003	Charter	P	6/5/2017	2/28/2018	0.00	1,567,601.10	1,567,601.10	3,135,202.20	0.00	0.00	0.00	3,135,202.20	
SAN DIEGO	CHULA VISTA ELEMENTARY	54/68023-00-002	Charter	P	6/5/2017	2/28/2018	0.00	0.00	2,688,022.80	2,688,022.80	0.00	0.00	0.00	2,688,022.80	
SANTA CLARA	EAST SIDE UNION HIGH	54/69427-00-005	Charter	P	6/5/2017	2/28/2018	0.00	13,973,119.20	13,973,119.20	27,946,238.40	0.00	0.00	0.00	27,946,238.40	
SANTA CLARA	EAST SIDE UNION HIGH	54/69427-00-006	Charter	P	6/5/2017	2/28/2018	0.00	246,867.30	246,867.30	493,734.60	0.00	0.00	0.00	493,734.60	
SANTA CLARA	MORGAN HILL UNIFIED	54/69583-00-002	Charter	P	6/5/2017	2/28/2018	0.00	6,209,740.80	6,209,740.80	12,419,481.60	0.00	0.00	0.00	12,419,481.60	
SONOMA	OLD ADOBE UNION ELEMENTARY	54/70847-00-005	Charter	P	6/5/2017	2/28/2018	0.00	0.00	298,398.60	298,398.60	0.00	0.00	0.00	298,398.60	
Total								0.00	227,285,247.55	312,273,557.70	539,558,805.25	590,900.00	13,325,666.20	104,325,240.35	421,316,998.70

*This Charter Unfunded Preliminary List does not include \$66.5 million for 49 projects for Charter School Facilities Program Preliminary Apportionments for Design and Site Funding.

INFORMATION ITEM

SCHOOL FACILITY PROGRAM OFFICE OF PUBLIC SCHOOL CONSTRUCTION FUNDING WORKLOAD LISTING (Applications Received Through March 31, 2018)

The New Construction and Modernization projects on this list represent completed applications awaiting the Office of Public School Construction processing and scheduling to the State Allocation Board.

This list includes future workload that is identified as:

- Pending reflects workload that has been processed by the OPSC but awaiting further information/documentation from the district.
- Reviewing reflects currently being processed by the OPSC.

Pursuant to SFP Regulation Section 1859.95.1, this list also includes applications that were received, but not reviewed by the Office of Public School Construction (OPSC). This list is presented to the State Allocation Board for acknowledgement.

This list is also available on the Internet and is updated on the first and third Fridays of each month.

www.dgs.ca.gov/opsc

SFP APPLICATIONS
New Construction, Career Technical Education and Charter School Facilities Program
- Workload as of March 31, 2018 -

District	County	Site Name	Application Number	OPSC Date Received	Estimated State Grant (a)	Financial Hardship (b)	CTEFP Requested Loan Amount	Notification Occurred**
Patterson Joint Unified	Stanislaus	Patterson High	50/71217-00-009	05/15/13	\$ 373,498	\$ -		9/25/2017
Greenfield Union	Kern	Plantation Elementary	50/63503-00-017	08/20/13	\$ 311,626	\$ -		11/1/2017
Ross Valley	Marin	White Hill Middle	50/75002-00-002	10/28/13	\$ 3,231,322	\$ -		12/4/2017
Burton Elementary	Tulare	New K-8 School	50/71837-00-014	10/31/13	\$ 7,552,310	\$ 7,552,310		12/4/2017
Lake Elementary	Glenn	Lake Elementary	50/62596-00-001	12/20/13	\$ 3,463,236	\$ 3,463,236		12/5/2017
Visalia Unified	Tulare	Visalia Technical Educational Center	50/72256-00-027	02/24/14	\$ 2,595,090	\$ 2,595,090		1/12/2018
Maple Elementary	Kern	Maple Elementary	50/63610-00-001	03/06/14	\$ 111,040	\$ 111,040		1/12/2018
Amador County Office of Education	Amador	Argonaut High	50/10033-00-003	03/18/14	\$ 818,920	\$ 818,920		1/12/2018
Amador County Office of Education	Amador	Plymouth Elementary	50/10033-00-004	03/18/14	\$ 617,376	\$ 617,376		1/12/2018
Monterey County Office of Education	Monterey	Salinas Community	50/10272-00-011	03/26/14	\$ 723,444	\$ 723,444		1/12/2018
Pleasant View Elementary	Tulare	Pleasant View Elementary	50/72058-00-003	04/01/14	\$ 451,388	\$ 451,388		1/12/2018
Fremont Union High	Santa Clara	Monta Vista High	50/69468-00-003	04/16/14	\$ 3,769,044	\$ -		1/12/2018
Island Union Elementary	Kings	Island Elementary	50/63933-00-001	04/24/14	\$ 5,935,897	\$ 5,935,897		1/12/2018
Island Union Elementary	Kings	Island Elementary	50/63933-00-002	04/24/14	\$ 1,566,050	\$ 1,566,050		1/12/2018
Amador County Office of Education	Amador	Jackson Junior High	50/10033-00-002	05/12/14	\$ 1,775,125	\$ 1,775,125		1/12/2018
Fresno Unified	Fresno	Easterby Elementary	50/62166-00-029	05/21/14	\$ 610,788	\$ -		1/12/2018
Sequoia Union High	San Mateo	Carlmont High	50/69062-01-004	05/21/14	\$ 2,212,412	\$ 2,212,412		1/12/2018
Liberty Elementary	Tulare	Liberty Elementary	50/71985-00-002	05/23/14	\$ 935,829	\$ -		1/12/2018
Anaheim Elementary	Orange	John Marshall Elementary	50/66423-00-010	06/18/14	\$ 13,426,438	\$ -		1/16/2018
Kings Canyon Joint Unified	Fresno	Orange Cove High	50/62265-00-008	06/25/14	\$ 341,158	\$ -		1/16/2018
Poway Unified	San Diego	Design 39 Campus	50/68296-00-021	07/03/14	\$ 18,922,769	\$ -		1/17/2018
Kings Canyon Joint Unified	Fresno	Orange Cove High	50/62265-00-009	07/09/14	\$ 1,222,036	\$ -		1/17/2018
Los Banos Unified	Merced	Los Banos New Elementary	50/65755-00-008	07/11/14	\$ 11,110,922	\$ -		1/17/2018
Yuba County Office of Education	Yuba	Thomas E. Mathews Community	50/10587-00-001	07/22/14	\$ 295,475	\$ 295,475		1/17/2018
Yuba County Office of Education	Yuba	Goldfield	50/10587-00-002	07/22/14	\$ 112,327	\$ 112,327		1/17/2018
Yuba County Office of Education	Yuba	Special Education School 1	50/10587-00-003	07/22/14	\$ 56,164	\$ 56,164		1/17/2018
Yuba County Office of Education	Yuba	Special Education School 2	50/10587-00-004	07/22/14	\$ 37,442	\$ 37,442		1/17/2018
Yuba County Office of Education	Yuba	Special Education School 3	50/10587-00-005	07/22/14	\$ 56,164	\$ 56,164		1/17/2018
Yuba County Office of Education	Yuba	Special Education School 4	50/10587-00-006	07/22/14	\$ 56,164	\$ 56,164		1/17/2018
Yuba County Office of Education	Yuba	Special Education School 5	50/10587-00-007	07/22/14	\$ 56,164	\$ 56,164		1/17/2018
Yuba County Office of Education	Yuba	Special Education School 6	50/10587-00-008	07/22/14	\$ 56,164	\$ 56,164		1/17/2018
Yuba County Office of Education	Yuba	Special Education School 7	50/10587-00-009	07/22/14	\$ 56,164	\$ 56,164		1/17/2018
Firebaugh-Las Deltas Unified	Fresno	Mills (Arthur E.) Intermediate	50/73809-00-004	07/31/14	\$ 782,366	\$ -		2/1/2018
Marin County Office of Education	Marin	Marin Community	50/10215-00-001	08/14/14	\$ 1,532,100	\$ -		2/1/2018
Bakersfield City Elementary	Kern	Dr. Douglas K. Fletcher Elementary	50/63321-00-028	08/14/14	\$ 778,252	\$ -		2/1/2018
Bakersfield City Elementary	Kern	Sequoia Middle	50/63321-00-029	08/14/14	\$ 1,916,665	\$ -		2/1/2018
Kings Canyon Joint Unified	Fresno	Alta Elementary	50/62265-00-010	08/15/14	\$ 724,408	\$ -		2/1/2018
Sequoia Union High	San Mateo	Myrtle Street	50/69062-00-013	08/18/14	\$ 8,512,435	\$ -		2/1/2018
San Ramon Valley Unified	Contra Costa	Gale Ranch Middle	50/61804-00-038	08/20/14	\$ 482,106	\$ -		2/1/2018
San Ramon Valley Unified	Contra Costa	Dougherty Valley High	50/61804-00-039	08/20/14	\$ 1,615,969	\$ -		2/1/2018
Washington Colony Elementary	Fresno	Washington Colony Elementary	50/62513-00-001	08/20/14	\$ 2,182,944	\$ 2,182,944		2/1/2018
Templeton Unified	San Luis Obispo	Templeton Elementary	50/68841-00-001	08/20/14	\$ 978,993	\$ -		2/1/2018
Oxnard Elementary	Ventura	Southwest (Seabridge)	50/72538-00-010	08/25/14	\$ 1,399,104	\$ 1,399,104		2/1/2018
Grossmont Union High	San Diego	Elite Academy	50/68130-13-006	09/02/14	\$ 2,705,363	\$ -		2/1/2018
Irvine Unified	Orange	Irvine High	50/73650-00-020	09/02/14	\$ 6,138,311	\$ -		2/1/2018
Clovis Unified	Fresno	Clark Intermediate	50/62117-00-019	09/05/14	\$ 3,602,578	\$ -		3/1/2018
Dublin Unified	Alameda	J.M. Amador Elementary	50/75093-00-010	09/19/14	\$ 30,095,249	\$ -		3/1/2018
Clovis Unified	Fresno	Sierra Vista Elementary	50/62117-00-020	09/23/14	\$ 311,626	\$ -		3/1/2018

SFP APPLICATIONS
 New Construction, Career Technical Education and Charter School Facilities Program
 - Workload as of March 31, 2018 -

District	County	Site Name	Application Number	OPSC Date Received	Estimated State Grant (a)	Financial Hardship (b)	CTEFP Requested Loan Amount	Notification Occurred**
Ripon Unified	San Joaquin	Weston Elementary	50/68650-00-006	09/25/14	\$ 6,566,957	\$ -		3/1/2018
Etiwanda Elementary	San Bernardino	David W. Long Elementary	50/67702-00-014	10/23/14	\$ 1,539,556	\$ -		3/1/2018
Newhall Elementary	Los Angeles	Newhall Elementary	50/64832-00-005	10/30/14	\$ 5,139,703	\$ -		3/1/2018
Newhall Elementary	Los Angeles	Old Orchard Elementary	50/64832-00-006	10/30/14	\$ 4,613,319	\$ -		3/1/2018
Central Unified	Fresno	New High	50/73965-00-018	10/31/14	\$ 46,521,629	\$ -		3/1/2018
Oxnard Elementary	Ventura	Harrington Elementary	50/72538-00-011	11/14/14	\$ 10,354,774	\$ -		
Plaza Elementary	Glenn	Plaza Elementary	50/62638-00-002	12/03/14	\$ 117,939	\$ 117,939		
Liberty Elementary	Tulare	Liberty Elementary	50/71985-00-003	12/03/14	\$ 1,721,086	\$ 1,721,086		
Visalia Unified	Tulare	Redwood High	50/72256-00-028	12/03/14	\$ 7,143,776	\$ -		
Los Banos Unified	Merced	New Middle	50/65755-00-009	12/23/14	\$ 14,960,089	\$ -		
Monterey County Office of Education	Monterey	Salinas Community	50/10272-00-011	12/30/14	\$ 2,541,064	\$ 2,541,064		
Manzanita Elementary	Butte	Manzanita Elementary	50/61499-00-003	12/30/14	\$ 2,866,696	\$ 2,866,696		
Pixley Union Elementary	Tulare	Pixley Elementary	50/72041-00-002	12/30/14	\$ 3,245,795	\$ 3,245,795		
Pixley Union Elementary	Tulare	Pixley Middle	50/72041-00-003	12/30/14	\$ 1,678,242	\$ 1,678,242		
Irvine Unified	Orange	Portola Springs High	50/73650-00-021	01/08/15	\$ 123,721,268	\$ -		
Ducor Union Elementary	Tulare	Ducor Elementary	50/71894-00-002	01/13/15	\$ 2,319,460	\$ -		
Sulphur Springs Union Elementary	Los Angeles	Pinetree Community Elementary	50/65045-00-009	01/28/15	\$ 4,144,353	\$ -		
Long Beach Unified	Los Angeles	David Starr Jordan High	50/64725-00-017	02/05/15	\$ 15,950,000	\$ -		
Long Beach Unified	Los Angeles	David Starr Jordan High	50/64725-00-018	02/05/15	\$ 9,582,703	\$ -		
Oxnard Elementary	Ventura	Drifill Elementary	50/72538-00-012	02/09/15	\$ 1,664,334	\$ -		
McFarland Unified	Kern	New Elementary	50/73908-00-010	02/23/15	\$ 8,595,998	\$ -		
Elk Grove Unified	Sacramento	Dillard Elementary	50/67314-00-044	03/23/15	\$ 5,108,855	\$ -		
Fremont Union High	Santa Clara	Homestead High	50/69468-00-004	03/25/15	\$ 1,976,666	\$ -		
Chaffey Joint Union High	San Bernardino	Rancho Cucamonga High	50/67652-00-016	04/03/15	\$ 1,643,765	\$ -		
Chaffey Joint Union High	San Bernardino	Etiwanda High	50/67652-00-017	04/03/15	\$ 2,157,761	\$ -		
Santa Maria-Bonita	Santa Barbara	Acquistapace	50/69120-00-018	04/10/15	\$ 1,764,277	\$ -		
Santa Maria-Bonita	Santa Barbara	Tommy Knust	50/69120-00-019	04/10/15	\$ 3,887,345	\$ -		
Irvine Unified	Orange	Portola Springs Elementary	50/73650-00-022	04/13/15	\$ 29,839,911	\$ -		
Sulphur Springs Union Elementary	Los Angeles	Valley View Elementary	50/65045-00-010	04/28/15	\$ 5,703,458	\$ -		
Irvine Unified	Orange	Beacon Park	50/73650-00-023	04/29/15	\$ 36,959,900	\$ -		
Chaffey Joint Union High	San Bernardino	Alta Loma High	50/67652-00-018	05/01/15	\$ 2,649,434	\$ -		
Chaffey Joint Union High	San Bernardino	Ontario High	50/67652-00-019	05/07/15	\$ 2,910,144	\$ -		
San Dieguito Union High	San Diego	Pacific Trails Middle	50/68346-00-004	05/08/15	\$ 14,687,083	\$ -		
Burrel Union Elementary	Fresno	Burrel Elementary	50/62042-00-001	05/22/15	\$ 168,978	\$ 168,978		
Temple City Unified	Los Angeles	Doug Sears Learning Center	50/65052-00-002	06/19/15	\$ 452,717	\$ -		
Irvine Unified	Orange	Northwood High (Culinary Arts)	50/73650-00-024	07/22/15	\$ 453,283	\$ -		
Irvine Unified	Orange	Creekside High (Culinary Arts)	50/73650-00-025	07/22/15	\$ 499,337	\$ -		
Sequoia Union High	San Mateo	Menlo-Atherton High	50/69062-01-006	07/29/15	\$ 2,396,850	\$ -		
Alisal Union	Monterey	Bardin Elementary	50/65961-00-009	07/30/15	\$ 1,072,281	\$ 1,072,281		
Solano County Office of Education	Solano	Armijo High	50/10488-00-029	08/03/15	\$ 971,682	\$ 971,682		
Palm Springs Unified	Riverside	Cielo Vista Charter	50/67173-00-004	08/03/15	\$ 964,455	\$ -		
Oxnard Union High	Ventura	Rancho Campana High	50/72546-00-001	08/03/15	\$ 19,776,228	\$ -		
San Marcos Unified	San Diego	Double Peak	50/73791-00-015	08/03/15	\$ 34,823,016	\$ -		
Irvine Unified	Orange	Jeffrey Trail Middle	50/73650-00-026	08/05/15	\$ 1,149,226	\$ -		
Irvine Unified	Orange	Cypress Village Elementary	50/73650-00-027	08/05/15	\$ 1,300,562	\$ -		
Santa Maria Joint Union High	Santa Barbara	Santa Maria High	50/69310-00-005	08/06/15	\$ 1,396,468	\$ -		
Downey Unified	Los Angeles	Warren High	50/64451-00-012	08/12/15	\$ 904,943	\$ -		
Fresno Unified	Fresno	Baird Middle	50/62166-00-030	08/17/15	\$ 1,600,107	\$ -		

SFP APPLICATIONS
New Construction, Career Technical Education and Charter School Facilities Program
- Workload as of March 31, 2018 -

District	County	Site Name	Application Number	OPSC Date Received	Estimated State Grant (a)	Financial Hardship (b)	CTEFP Requested Loan Amount	Notification Occurred**
Merced City Elementary	Merced	Charles Wright Elementary	50/65771-00-017	08/17/15	\$ 189,225	\$ -		
Merced City Elementary	Merced	John Muir Elementar	50/65771-00-018	08/17/15	\$ 400,829	\$ -		
Merced City Elementary	Merced	Burbank Elementary	50/65771-00-019	08/17/15	\$ 378,450	\$ -		
Merced City Elementary	Merced	Rivera Elementary	50/65771-00-020	08/17/15	\$ 5,328,632	\$ -		
Sanger Unified	Fresno	Sanger High	50/62414-00-015	08/19/15	\$ 978,373	\$ -		
Brawley Elementary	Imperial	Barbara Worth Junior High	50/63073-00-001	08/25/15	\$ 2,012,933	\$ -		
Larkspur Elementary	Marin	The Cove	50/65367-00-001	08/28/15	\$ 1,545,351	\$ -		
Dehesa	San Diego	Dehesa Elementary	50/68049-00-001	08/31/15	\$ 2,450,571	\$ -		
Fremont Unified	Alameda	Azeveda (Joseph) Elementary	50/61176-00-005	09/18/15	\$ 1,352,221	\$ -		
Fremont Unified	Alameda	Mattos (John G.) Elementary	50/61176-00-006	09/18/15	\$ 1,391,882	\$ -		
Santa Maria Joint Union High	Santa Barbara	Pioneer Valley High	50/69310-00-006	09/18/15	\$ 3,300,368	\$ -		
Clovis Unified	Fresno	Temperance Clinton Elementary	50/62117-00-021	09/22/15	\$ 11,554,700	\$ -		
Newport-Mesa Unified	Orange	Newport Harbor High	50/66597-00-019	09/22/15	\$ 2,006,783	\$ -		
Victor Elementary	San Bernardino	Arrowhead Elementary	50/67918-00-010	09/28/15	\$ 8,890,173	\$ -		
Grossmont Union High	San Diego	Monte Vista High	50/68130-12-007	10/01/15	\$ 2,497,982	\$ -		
Riverdale Joint Unified	Fresno	Riverdale High	50/75408-00-001	10/01/15	\$ 1,916,025	\$ -		
Sanger Unified	Fresno	Madison Elementary	50/62414-00-016	10/05/15	\$ 1,117,400	\$ -		
Ventura County Office Of Education	Ventura	Gateway Community	50/10561-00-004	10/09/15	\$ 621,901	\$ 621,901		
Shiloh Elementary	Stanislaus	Shiloh Elementary	50/71274-00-001	10/19/15	\$ 2,637,229	\$ 2,637,229		
Fremont Unified	Alameda	Irvington High	50/61176-00-007	10/29/15	\$ 4,926,653	\$ -		
Grossmont Union High	San Diego	Valhala High	50/68130-12-008	10/29/15	\$ 3,858,896	\$ -		
Chico Unified	Butte	Marsh (Harry M.) Junior High	50/61424-00-004	10/30/15	\$ 1,359,460	\$ -		
Chico Unified	Butte	Marsh (Harry M.) Junior High	50/61424-00-005	10/30/15	\$ 779,623	\$ -		
Chico Unified	Butte	Chico Junior High	50/61424-00-006	10/30/15	\$ 1,349,660	\$ -		
Salinas Union High	Monterey	New High #5	50/66159-00-006	10/30/15	\$ 29,477,632	\$ -		
Palm Springs Unified	Riverside	Raymond Cree Middle	50/67173-00-005	10/30/15	\$ 2,932,202	\$ -		
Elk Grove Unified	Sacramento	Anatolia II Elementary	50/67314-00-045	10/30/15	\$ 11,103,115	\$ -		
Orange County Office of Education	Orange	Community School #9	50/10306-00-019	11/02/15	\$ 8,467,056	\$ 8,467,056		
Grossmont Union High	San Diego	Granite Hills High	50/68130-12-009	11/02/15	\$ 2,051,438	\$ -		
Centinela Valley Union High	Los Angeles	Lawndale High	50/64352-00-005	11/13/15	\$ 4,589,460	\$ -		
Sundale Union Elementary	Tulare	Sundale Elementary	50/72173-00-006	11/20/15	\$ 655,814	\$ 655,814		
Oak Valley Union Elementary	Tulare	Oak Valley Elementary	50/72017-00-005	12/01/15	\$ 154,982	\$ 154,982		
Rocklin Unified	Placer	Granite Oaks Middle	50/75085-00-013	12/29/15	\$ 3,481,565	\$ -		
Roseville City Elementary	Placer	W-70 Elementary	50/66910-00-014	01/27/16	\$ 9,632,057	\$ -		
Raisin City Elementary	Fresno	Raisin City Elementary	50/62380-00-001	03/10/16	\$ 3,535,707	\$ 3,535,707		
Visalia Unified	Tulare	New Visalia Middle	50/72256-00-029	03/29/16	\$ 15,096,058	\$ -		
Porterville Unified	Tulare	Bellevue Elementary	50/75523-00-007	03/29/16	\$ 3,236,061	\$ -		
Sequoia Union High	San Mateo	Sequoia High	50/69062-00-014	04/05/16	\$ 453,283	\$ -		
Sequoia Union High	San Mateo	Carlmont High	50/69062-00-015	04/06/16	\$ 5,162,761	\$ -		
Clay Joint Elementary	Fresno	Clay Elementary	50/62109-00-002	04/11/16	\$ 28,870	\$ 28,870		
Natomas Unified	Sacramento	Natomas Star Academy Charter	50/75283-00-015	04/12/16	\$ 8,792,567	\$ -		
San Ramon Valley Unified	Contra Costa	Dougherty Valley High	50/61804-00-041	04/14/16	\$ 4,048,034	\$ -		
Sanger Unified	Fresno	John Wash	50/62414-00-017	04/25/16	\$ 2,221,535	\$ -		
Downey Unified	Los Angeles	Warren High	50/64451-00-013	04/25/16	\$ 1,390,932	\$ -		
San Ramon Valley Unified	Contra Costa	Bella Vista Elementary	50/61804-00-040	05/06/16	\$ 10,890,387	\$ -		
Chaffey Joint Union High	San Bernardino	Chaffey High	50/67652-00-020	05/12/16	\$ 13,256,842	\$ -		
Irvine Unified	Orange	Portola Springs Elementary	50/73650-00-028	06/01/16	\$ 1,421,676	\$ -		
Santa Rita Union Elementary	Monterey	Kantro K-8 Site	50/66191-00-008	06/02/16	\$ 1,110,400	\$ 1,110,400		

SFP APPLICATIONS
New Construction, Career Technical Education and Charter School Facilities Program
- Workload as of March 31, 2018 -

District	County	Site Name	Application Number	OPSC Date Received	Estimated State Grant (a)	Financial Hardship (b)	CTEFP Requested Loan Amount	Notification Occurred**
Santa Rita Union Elementary	Monterey	Sbrana K-5 Site	50/66191-00-009	06/02/16	\$ 721,760	\$ 721,760		
Sequoia Union High	San Mateo	Sequoia High	50/69062-00-016	06/28/16	\$ 6,806,310	\$ -		
Santa Rita Union Elementary	Monterey	Bolsa Knolls Middle	50/66191-00-010	07/01/16	\$ 1,806,969	\$ 1,806,969		
Sequoia Union High	San Mateo	Menlo-Atherton High	50/69062-01-007	07/14/16	\$ 5,589,541	\$ -		
Alisal Union	Monterey	Frank Paul Elementary	50/65961-00-010	07/18/16	\$ 3,651,342	\$ -		
Atwater Elementary	Merced	Thomas Olaeta Elementary	50/65631-00-003	07/22/16	\$ 294,744	\$ -		
Atwater Elementary	Merced	Shaffer Elementary	50/65631-00-004	07/22/16	\$ 315,430	\$ -		
Elk Grove Unified	Sacramento	Laguna Ridge North Elementary	50/67314-00-046	07/22/16	\$ 14,169,483	\$ -		
Bonsall Unified	San Diego	Norman L. Sullivan Middle	50/76851-00-001	07/22/16	\$ 3,649,982	\$ -		
William S. Hart Union High	Los Angeles	Canyon High	50/65136-00-011	07/25/16	\$ 2,169,718	\$ -		
Fresno Unified	Fresno	Figarden Elementary	50/62166-00-031	07/27/16	\$ 5,565,448	\$ -		
Irvine Unified	Orange	Cypress Village Elementary	50/73650-00-029	08/01/16	\$ 876,147	\$ -		
Irvine Unified	Orange	PA 5B Elementary	50/73650-00-030	08/01/16	\$ 49,184,798	\$ -		
Temple City Unified	Los Angeles	Temple City High	50/65052-00-003	08/02/16	\$ 4,985,620	\$ -		
Palm Springs Unified	Riverside	Katherine Finch Elementary	50/67173-00-006	08/03/16	\$ 419,780	\$ -		
Palm Springs Unified	Riverside	Landau Elementary	50/67173-00-007	08/03/16	\$ 1,735,747	\$ -		
Palm Springs Unified	Riverside	Rio Vista Elementary	50/67173-00-008	08/03/16	\$ 319,070	\$ -		
Palm Springs Unified	Riverside	Sunny Sands Elementary	50/67173-00-009	08/03/16	\$ 773,042	\$ -		
Palm Springs Unified	Riverside	Cabot Yerxa Elementary	50/67173-00-010	08/03/16	\$ 356,574	\$ -		
Palm Springs Unified	Riverside	Cathedral City Elementary	50/67173-00-011	08/03/16	\$ 695,316	\$ -		
Palm Springs Unified	Riverside	Bella Vista Elementary	50/67173-00-012	08/03/16	\$ 531,104	\$ -		
Perris Elementary	Riverside	Clearwater Elementary	50/67199-00-012	08/05/16	\$ 13,608,405	\$ -		
Bakersfield City Elementary	Kern	Voorhies Elementary	50/63321-00-030	08/11/16	\$ 3,229,377	\$ -		
Azusa Unified	Los Angeles	Ellington (Alice M.) Elementary	50/64279-00-001	08/11/16	\$ 70,113	\$ -		
Fairfield-Suisun Unified	Solano	Public Safety Academy	50/70540-00-026	08/11/16	\$ 1,885,017	\$ -		
Palm Springs Unified	Riverside	Two Bunch Palms Elementary	50/67173-00-013	08/12/16	\$ 334,328	\$ -		
Panama-Buena Vista Union	Kern	Sing Lum Elementary	50/63362-00-040	08/15/16	\$ 8,988,375	\$ -		
Etiwanda Elementary	San Bernardino	Elementary #13	50/67702-00-015	08/15/16	\$ 15,179,007	\$ -		
Guadalupe Union Elementary	Santa Barbara	New Middle	50/69203-00-001	08/15/16	\$ 9,470,146	\$ 9,470,146		
Natomas Unified	Sacramento	Bannon Creek Elementary	50/75283-00-016	08/16/16	\$ 5,341,955	\$ -		
Burlingame	San Mateo	Burlingame Intermediate	50/68882-00-003	08/18/16	\$ 4,337,469	\$ -		
Burlingame	San Mateo	Hoover Elementary	50/68882-00-004	08/18/16	\$ 5,995,695	\$ -		
Riverside Unified	Riverside	Riverside STEM Academy	50/67215-00-026	08/24/16	\$ 452,717	\$ -		
Riverside Unified	Riverside	Jefferson Elementary	50/67215-00-027	08/24/16	\$ 311,237	\$ -		
Riverside Unified	Riverside	Castle View Elementary	50/67215-00-028	08/24/16	\$ 311,237	\$ -		
Fremont Unified	Alameda	Warm Springs Elementary	50/61176-00-008	08/29/16	\$ 4,143,412	\$ -		
Liberty Union High	Contra Costa	Liberty High	50/61721-00-006	09/14/16	\$ 2,748,797	\$ -		
Whittier City Elementary	Los Angeles	Wallen L. Andrews Elementary	50/65110-00-009	09/15/16	\$ 2,325,066	\$ -		
Whittier City Elementary	Los Angeles	Phelan (Daniel) Elementary	50/65110-00-010	09/16/16	\$ 680,996	\$ -		
Kerman Unified	Fresno	Kerman Middle	50/73999-00-008	09/21/16	\$ 296,785	\$ -		
Madera Unified	Madera	New K-6 Elementary	50/65243-00-010	09/29/16	\$ 11,445,005	\$ -		
Pleasant View Elementary	Tulare	Pleasant View Elementary	50/72058-00-003	09/29/16	\$ 1,805,553	\$ 1,805,553		
Capistrano Unified	Orange	San Clemente High	50/66464-00-020	10/25/16	\$ 8,592,144	\$ -		
Capistrano Unified	Orange	San Juan Hills High	50/66464-00-021	10/25/16	\$ 8,115,189	\$ -		
Pioneer Union Elementary	Kings	Pioneer Elementary	50/63990-00-003	10/26/16	\$ 4,337,647	\$ -		
Merced City Elementary	Merced	Peterson Elementary	50/65771-00-021	10/26/16	\$ 713,510	\$ -		
Bayshore Elementary	San Mateo	Bayshore Elementary	50/68858-00-001	10/26/16	\$ 2,575,585	\$ -		
Los Banos Unified	Merced	Mersey Springs Elementary	50/65755-00-010	10/27/16	\$ 4,733,373	\$ -		

SFP APPLICATIONS
 New Construction, Career Technical Education and Charter School Facilities Program
 - Workload as of March 31, 2018 -

District	County	Site Name	Application Number	OPSC Date Received	Estimated State Grant (a)	Financial Hardship (b)	CTEFP Requested Loan Amount	Notification Occurred**
Chaffey Joint Union High	San Bernardino	Rancho Cucamonga High	50/67652-00-021	10/27/16	\$ 1,619,213	\$ -		
Fresno Unified	Fresno	Turner Elementary	50/62166-00-032	10/28/16	\$ 2,681,414	\$ -		
Sanger Unified	Fresno	Sanger Academy Charter	50/62414-00-018	10/28/16	\$ 1,519,111	\$ -		
Manteca Unified	San Joaquin	Shasta Elementary	50/68593-00-024	10/28/16	\$ 2,210,445	\$ -		
Manteca Unified	San Joaquin	Lathrop Elementary	50/68593-00-025	10/28/16	\$ 2,782,724	\$ -		
Manteca Unified	San Joaquin	Sequoia Elementary	50/68593-00-026	10/28/16	\$ 2,302,306	\$ -		
Central Union High	Imperial	Phoenix Rising High	50/63115-00-001	10/31/16	\$ 469,996	\$ -		
Heber Elementary	Imperial	Dogwood Elementary	50/63131-00-005	10/31/16	\$ 1,938,209	\$ 1,938,209		
Sequoia Union High	San Mateo	Menlo-Atherton High	50/69062-00-017	10/31/16	\$ 3,032,044	\$ -		
Ceres Unified	Stanislaus	Ceres High	50/71043-00-033	10/31/16	\$ 1,529,877	\$ -		
Windsor Unified	Sonoma	Windsor Oaks Academy	50/75358-00-016	10/31/16	\$ 2,167,755	\$ -		
Dinuba Unified	Tulare	New High	50/75531-00-006	10/31/16	\$ 5,179,575	\$ 5,179,575		
Lancaster Elementary	Los Angeles	Endeavour Middle	50/64667-00-010	11/01/16	\$ 1,402,297	\$ -		
Tipton Elementary	Tulare	Tipton Elementary	50/72215-00-002	11/22/16	\$ 2,548,113	\$ 2,548,113		
Long Beach Unified	Los Angeles	Browning High	50/64725-00-019	12/12/16	\$ 14,094,276	\$ -		
Santa Maria-Bonita	Santa Barbara	Ida Redmond Taylor Elementary	50/69120-00-020	12/19/16	\$ 1,732,224	\$ -		
Santa Maria-Bonita	Santa Barbara	Liberty Elementary	50/69120-00-021	12/19/16	\$ 1,732,224	\$ -		
William S. Hart Union High	Los Angeles	Castaic High	50/65136-00-012	12/29/16	\$ 64,405,723	\$ -		
Folsom-Cordova Unified	Sacramento	Sundahl (Carl H.) Elementary	50/67330-21-009	01/06/17	\$ 6,088,796	\$ -		
Greenfield Union Elementary	Monterey	Apple Avenue Elementary	50/66035-00-002	01/07/17	\$ 2,345,428	\$ 2,345,428		
Corcoran Joint Unified	Kings	John Muir Middle	50/63891-00-001	01/13/17	\$ 750,830	\$ -		
Natomas Unified	Sacramento	Westlake K-8 Charter	50/75283-00-017	01/13/17	\$ 17,136,100	\$ -		
Perris Union High	Riverside	High School #4	50/67207-00-010	01/19/17	\$ 51,487,315	\$ -		
Pacific Elementary	Santa Cruz	Pacific Elementary	50/69781-00-001	01/20/17	\$ 111,040	\$ 111,040		
Pacific Elementary	Santa Cruz	Pacific Elementary	50/69781-00-002	01/20/17	\$ 111,040	\$ 111,040		
Arvin Union Elementary	Kern	Sierra Vista Elementary	50/63313-00-003	01/26/17	\$ 3,734,020	\$ -		
Visalia Unified	Tulare	Riverway Elementary	50/72256-00-030	01/26/17	\$ 11,114,715	\$ -		
Natomas Unified	Sacramento	Heron Elementary	50/75283-00-018	02/03/17	\$ 3,124,919	\$ -		
Natomas Unified	Sacramento	Discovery High	50/75283-00-019	02/03/17	\$ 518,124	\$ -		
Pomona Unified	Los Angeles	Philadelphia Elementary	50/64907-00-032	02/06/17	\$ 2,330,783	\$ -		
Corcoran Joint Unified	Kings	Mark Twain Elementary	50/63891-00-002	02/07/17	\$ 1,327,950	\$ -		
Los Molinos Unified	Tehama	Los Molinos Elementary	50/71571-00-001	02/07/17	\$ 553,824	\$ 553,824		
Stockton Unified	San Joaquin	El Dorado Elementary	50/68676-04-002	02/09/17	\$ 423,811	\$ -		
Sequoia Union Elementary	Tulare	Sequoia Elementary	50/72116-00-002	02/24/17	\$ 427,885	\$ 427,885		
Jurupa Unified	Riverside	New K-8 School #5	50/67090-00-012	03/07/17	\$ 15,507,131	\$ -		
William S. Hart Union High	Los Angeles	Saugus High	50/65136-00-013	03/10/17	\$ 1,505,563	\$ -		
Buena Vista Elementary	Tulare	Buena Vista Elementary	50/71829-00-003	03/15/17	\$ 2,966,043	\$ 2,966,043		
Capistrano Unified	Orange	Esencia K-8	50/66464-00-022	03/22/17	\$ 35,047,431	\$ -		
Scotts Valley Unified	Santa Cruz	Scotts Valley Middle	50/75432-00-001	04/20/17	\$ 5,317,001	\$ -		
Downey Unified	Los Angeles	Stauffer Middle	50/64451-00-014	04/21/17	\$ 2,784,640	\$ -		
Elk Grove Unified	Sacramento	East Franklin Elementary	50/67314-00-047	04/24/17	\$ 14,783,137	\$ -		
Chula Vista Elementary	San Diego	Saburo Muraoka Elementary	50/68023-00-012	04/26/17	\$ 17,912,631	\$ -		
Capistrano Unified	Orange	Tesoro High	50/66464-00-023	05/05/17	\$ 7,841,392	\$ -		
Brittan Elementary	Sutter	Brittan Elementary	50/71357-00-002	05/05/17	\$ 4,097,432	\$ 4,097,432		
Downey Unified	Los Angeles	Stauffer Middle	50/64451-00-015	05/08/17	\$ 2,332,553	\$ -		
Kern High	Kern	Foothill High	50/63529-00-009	05/17/17	\$ 968,944	\$ -		
Natomas Unified	Sacramento	NP3 Elementary	54/75283-00-006	05/26/17	\$ 1,958,391	\$ -		
Natomas Unified	Sacramento	NP3 Elementary	54/75283-00-007	05/26/17	\$ 4,034,861	\$ -		

SFP APPLICATIONS
New Construction, Career Technical Education and Charter School Facilities Program
- Workload as of March 31, 2018 -

District	County	Site Name	Application Number	OPSC Date Received	Estimated State Grant (a)	Financial Hardship (b)	CTEFP Requested Loan Amount	Notification Occurred**
Old Adobe Union	Sonoma	Old Adobe Charter	54/70847-00-005	06/05/17	\$ 703,802	\$ -		
Lammersville Joint Unified	San Joaquin	Peter Hansen Elementary	50/76760-00-007	06/07/17	\$ 11,873,345	\$ -		
Ackerman Elementary	Placer	Bowman Elementary	50/66761-00-003	06/16/17	\$ 1,068,193	\$ -		
Standard Elementary	Kern	Standard Middle	50/63792-00-002	06/22/17	\$ 2,065,579	\$ -		
Farmersville Unified	Tulare	Farmersville High	50/75325-00-008	06/23/17	\$ 1,926,790	\$ 1,926,790		
Imperial Unified	Imperial	Cross Elementary	50/63164-00-006	07/03/17	\$ 11,889,879	\$ -		
Palm Springs Unified	Riverside	Agua Caliente Elementary	50/67173-00-014	07/06/17	\$ 4,873,871	\$ -		
Pierce Joint Unified	Colusa	Pierce High	50/61614-00-004	07/07/17	\$ 1,480,857	\$ -		
Jurupa Unified	Riverside	Sunnyslope Elementary	50/67090-00-013	07/12/17	\$ 2,722,065	\$ -		
Oxnard Elementary	Ventura	Lemonwood Elementary	50/72538-00-013	07/19/17	\$ 12,225,183	\$ -		
Sacramento County Office of Education	Sacramento	New Community School	50/10348-00-003	07/25/17	\$ 404,846	\$ 404,846		
Dublin Unified	Alameda	Dougherty Elementary	50/75093-00-011	07/28/17	\$ 1,998,741	\$ -		
Poway Unified	San Diego	Stone Ranch Elementary	50/68296-00-022	08/01/17	\$ 6,508,805	\$ -		
Riverside Unified	Riverside	John F. Kennedy Elementary	50/67215-00-029	08/02/17	\$ 315,887	\$ -		
Riverside Unified	Riverside	Emerson Elementary	50/67215-00-030	08/02/17	\$ 315,887	\$ -		
Chawanakee Unified	Madera	Hillside Elementary	50/75606-00-002	08/02/17	\$ 12,565,858	\$ -		
Menifee Union Elementary	Riverside	Elementary School #10	50/67116-00-014	08/03/17	\$ 14,544,346	\$ -		
Sequoia Union High	San Mateo	Redwood High	50/69062-00-018	08/03/17	\$ 2,218,255	\$ -		
Irvine Unified	Orange	Portola Springs Elementary	50/73650-00-031	08/03/17	\$ 948,994	\$ -		
Dublin Unified	Alameda	Cottonwood Creek Elementary	50/75093-00-012	08/07/17	\$ 22,789,083	\$ -		
Corona-Norco Unified	Riverside	Augustine Ramirez Intermediate	50/67033-00-040	08/08/17	\$ 1,009,935	\$ -		
William S. Hart Union High	Los Angeles	Placerita Junior High	50/65136-00-014	08/09/17	\$ 2,890,803	\$ -		
Alisal Union	Monterey	Fremont Elementary	50/65961-00-011	08/10/17	\$ 7,231,447	\$ -		
Hesperia Unified	San Bernardino	Maple Elementary	50/75044-00-035	08/10/17	\$ 648,182	\$ -		
Murrieta Valley Unified	Riverside	Vista Murrieta High	50/75200-00-024	08/11/17	\$ 5,794,403	\$ -		
Porterville Unified	Tulare	Porterville High	50/75523-00-008	08/11/17	\$ 906,565	\$ -		
Porterville Unified	Tulare	Monache High	50/75523-00-009	08/11/17	\$ 2,525,778	\$ -		
Lamont Elementary	Kern	Myrtle Avenue Elementary	50/63560-00-001	08/14/17	\$ 248,990	\$ -		
Western Placer Unified	Placer	Lincoln High	50/66951-00-009	08/14/17	\$ 2,965,340	\$ -		
Sanger Unified	Fresno	Ronald W. Reagan Elementary	50/62414-00-019	08/15/17	\$ 576,555	\$ -		
Sanger Unified	Fresno	Sequoia Elementary	50/62414-00-020	08/15/17	\$ 972,351	\$ -		
Sanger Unified	Fresno	Washington Academic Middle	50/62414-00-021	08/15/17	\$ 83,348	\$ -		
Bakersfield City Elementary	Kern	Voorhies Elementary	50/63321-00-031	08/15/17	\$ 1,330,267	\$ -		
Escondido Union Elementary	San Diego	Mission Middle	50/68098-00-007	08/15/17	\$ 3,500,559	\$ -		
Old Adobe Union Elementary	Sonoma	Old Adobe Elementary	50/70847-00-002	08/15/17	\$ 685,471	\$ -		
Old Adobe Union Elementary	Sonoma	Loma Vista Immersion Academy	50/70847-00-003	08/15/17	\$ 1,363,324	\$ -		
Natomas Unified	Sacramento	Natomas Park Elementary	50/75283-00-020	08/15/17	\$ 3,086,656	\$ -		
Martinez Unified	Contra Costa	Alhambra Senior High	50/61739-00-003	08/16/17	\$ 2,742,337	\$ -		
Escondido Union	San Diego	Quantum Academy	50/68098-00-008	08/16/17	\$ 1,410,545	\$ -		
Fremont Unified	Alameda	Brookvale Elementary	50/61176-00-009	08/17/17	\$ 2,518,817	\$ -		
Fremont Unified	Alameda	Patterson Elementary	50/61176-00-010	08/17/17	\$ 2,526,392	\$ -		
Alameda City Unified	Alameda	Frank Otis Elementary	50/61119-00-001	08/18/17	\$ 2,195,724	\$ -		
McCabe Union Elementary	Imperial	Corfman Middle	50/63180-00-004	08/18/17	\$ 706,996	\$ -		
Natomas Unified	Sacramento	Natomas Pacific Pathways Prep Middle	50/75283-00-021	08/18/17	\$ 3,948,395	\$ -		
Jurupa Unified	Riverside	New K-8 School #5	50/67090-00-014	08/23/17	\$ 3,581,554	\$ -		
Placer Union High	Placer	Del Oro High	50/66894-00-006	08/24/17	\$ 14,245,259	\$ -		
Cutler-Orosi Joint Unified	Tulare	Orosi High	50/71860-00-006	08/24/17	\$ 3,431,530	\$ -		
Irvine Unified	Orange	Rancho San Joaquin Middle	50/73650-00-032	08/24/17	\$ 10,223,148	\$ 10,223,148		

SFP APPLICATIONS
 New Construction, Career Technical Education and Charter School Facilities Program
 - Workload as of March 31, 2018 -

District	County	Site Name	Application Number	OPSC Date Received	Estimated State Grant (a)	Financial Hardship (b)	CTEFP Requested Loan Amount	Notification Occurred**
Merced City Elementary	Merced	Ada Givens Elementary	50/65771-00-022	08/25/17	\$ 1,205,026	\$ -		
Sacramento City Unified	Sacramento	Kit Carson Middle	50/67439-00-004	08/30/17	\$ 1,970,132	\$ -		
Capay Joint Union Elementary	Glenn	Capay Joint Union Elementary	50/62554-00-001	09/01/17	\$ 2,070,382	\$ 2,070,382		
Palo Verde Union Elementary	Tulare	Palo Verde Elementary	50/72033-00-004	09/01/17	\$ 61,069	\$ 61,069		
Irvine Unified	Orange	Heritage Field K-8	50/73650-00-033	09/06/17	\$ 41,372,337	\$ -		
Garden Grove Unified	Orange	Pacifica High	51/66522-00-003*	09/06/17	\$ 5,114,968	\$ -		
Bakersfield City Elementary	Kern	Stella Hills Elementary	50/63321-00-032	09/14/17	\$ 3,229,025	\$ -		
Bakersfield City Elementary	Kern	Evergreen Elementary	50/63321-00-033	09/15/17	\$ 1,457,130	\$ -		
Weaver Union	Merced	Weaver Middle	50/65862-00-002	09/15/17	\$ 4,595,737	\$ -		
Heber Elementary	Imperial	Heber Elementary	50/63131-00-007	09/18/17	\$ 3,014,314	\$ -		
Raymond-Knowles Union Elementary	Madera	Raymond-Knowles Elementary	50/65276-00-001	09/19/17	\$ 197,883	\$ 197,883		
Burbank Unified	Los Angeles	Bret Harte Elementary	50/64337-00-003	09/21/17	\$ 630,828	\$ -		
Garden Grove Unified	Orange	La Quinta High	51/66522-00-004*	09/25/17	\$ 2,948,162	\$ -		
Saugus Union	Los Angeles	West Creek Academy	50/64998-00-019	09/27/17	\$ 3,699,651	\$ -		
Maple Elementary	Kern	Maple Elementary	50/63610-00-002	09/29/17	\$ 1,023,481	\$ 1,023,481		
Banta Elementary	San Joaquin	Banta Elementary	50/68486-00-003	09/29/17	\$ 196,978	\$ 196,978		
Hanford Elementary	Kings	Monroe Elementary	50/63917-00-003	10/03/17	\$ 448,984	\$ -		
Greenfield Union Elementary	Monterey	Mary Chapa Literacy and Technology Academy	50/66035-00-003	10/03/17	\$ 749,769	\$ 749,769		
Antelope Elementary	Tehama	Antelope Elementary	50/71472-00-001	10/06/17	\$ 38,695	\$ -		
Antelope Elementary	Tehama	Antelope Elementary	50/71472-00-002	10/06/17	\$ 38,695	\$ -		
Antelope Elementary	Tehama	Antelope Elementary	50/71472-00-003	10/06/17	\$ 38,695	\$ -		
Antelope Elementary	Tehama	Antelope Elementary	50/71472-00-004	10/06/17	\$ 218,001	\$ -		
Palo Alto Unified	Santa Clara	Henry M. Gunn High	50/69641-00-003	10/11/17	\$ 3,238,427	\$ -		
Milpitas Unified	Santa Clara	Mabel Mattos Elementary	50/73387-00-001	10/12/17	\$ 16,845,997	\$ -		
Firebaugh-Las Deltas Joint Unified	Fresno	Arthur E. Mills Intermediate	50/73809-00-005	10/12/17	\$ 397,254	\$ -		
Panama-Buena Vista Union	Kern	Dolores S. Whitley Elementary	50/63362-00-041	10/16/17	\$ 12,071,259	\$ -		
Folsom-Cordova Unified	Sacramento	Sutter Middle	50/67330-21-010	10/16/17	\$ 6,584,059	\$ -		
Folsom-Cordova Unified	Sacramento	Oak Chan Elementary	50/67330-21-011	10/16/17	\$ 8,445,042	\$ -		
Lancaster Elementary	Los Angeles	Linda Verde Elementary	50/64667-00-011	10/17/17	\$ 1,115,805	\$ -		
Southern Humboldt Joint Unified	Humboldt	South Fork Junior - Senior High	50/63040-00-001	10/18/17	\$ 1,360,522	\$ -		
Southern Humboldt Joint Unified	Humboldt	Redway Elementary	50/63040-00-002	10/18/17	\$ 896,296	\$ -		
Greenfield Union Elementary	Monterey	Apple Avenue Elementary	50/66035-00-002	10/19/17	\$ 9,381,712	\$ 9,381,712		
Central Unified	Fresno	Hahn Phan Tilley	50/73965-00-019	10/23/17	\$ 11,679,644	\$ -		
Hollister Elementary	San Benito	Santana Ranch Elementary TK-8	50/67470-00-003	10/26/17	\$ 2,061,901	\$ 2,061,901		
Santa Paula Unified	Ventura	East Area 1	50/76828-00-001	10/27/17	\$ 24,572,839	\$ -		
Fremont Unified	Alameda	Lila Bringham Elementary	50/61176-00-011	10/31/17	\$ 32,667,294	\$ -		
San Benito High	San Benito	San Benito High	50/67538-00-002	10/31/17	\$ 5,002,975	\$ -		
San Marcos Unified	San Diego	Alvin M Dunn Elementary	50/73791-00-016	10/31/17	\$ 8,926,096	\$ -		
Dinuba Unified	Tulare	New High	50/75531-00-007	10/31/17	\$ 1,195,768	\$ 1,195,768		
Wisburn Unified	Los Angeles	Wisburn High	50/76869-00-001	10/31/17	\$ 963,069	\$ -		
Los Angeles Unified	Los Angeles	Olive Vista Middle	51/64733-00-002*	11/01/17	\$ 5,293,292	\$ -		
San Marcos Unified	San Diego	Alvin M Dunn Elementary	50/73791-00-017	11/03/17	\$ 433,316	\$ -		
Oxnard Elementary	Ventura	Thurgood Marshall Elementary	50/72538-00-014	11/13/17	\$ 4,113,728	\$ -		
Lammersville Joint Unified	San Joaquin	Mountain House High	50/76760-00-008	11/29/17	\$ 4,515,588	\$ -		
Millville Elementary	Shasta	Millville Elementary	50/70052-00-002	12/04/17	\$ 387,910	\$ 387,910		
Hollister Elementary	San Benito	Sunnyslope Elementary	50/67470-00-004	12/07/17	\$ 5,060,372	\$ -		
Wasco Union Elementary	Kern	Teresa Burke Elementary	50/63842-00-004	12/11/17	\$ 926,805	\$ -		
Ceres Unified	Stanislaus	Central Valley High	50/71043-00-034	12/14/17	\$ 2,348,896	\$ -		

SFP APPLICATIONS
 New Construction, Career Technical Education and Charter School Facilities Program
 - Workload as of March 31, 2018 -

District	County	Site Name	Application Number	OPSC Date Received	Estimated State Grant (a)	Financial Hardship (b)	CTEFP Requested Loan Amount	Notification Occurred**
Beaumont Unified	Riverside	Starlight Elementary	50/66993-00-019	12/19/17	\$ 13,448,499	\$ -		
Kerman Unified	Fresno	Kerman High	50/73999-00-009	12/19/17	\$ 8,430,953	\$ -		
Santa Maria Joint Union High	Santa Barbara	Ernest Righetti High	50/69310-00-007	12/21/17	\$ 16,425,817	\$ -		
Irvine Unified	Orange	Stone Creek Elementary	50/73650-00-034	12/26/17	\$ 681,602	\$ -		
Fremont Unified	Alameda	American High	50/61176-00-012	01/02/18	\$ 8,941,241	\$ -		
Merced City Elementary	Merced	Franklin Elementary	50/65771-00-023	01/04/18	\$ 1,254,719	\$ -		
Butteville Union Elementary	Siskiyou	Butteville Elementary	50/70201-00-002	01/08/18	\$ 794,536	\$ -		
Menifee Union Elementary	Riverside	Elementary #14	50/67116-00-015	01/10/18	\$ 13,764,919	\$ -		
Rio Elementary	Ventura	Rio Steam K-8	50/72561-00-006	01/12/18	\$ 12,743,164	\$ -		
Redondo Beach Unified	Los Angeles	Redondo Union High	50/75341-00-001	01/16/18	\$ 2,646,278	\$ -		
San Ramon Valley Unified	Contra Costa	Stone Valley Middle	50/61804-00-042	01/17/18	\$ 2,259,928	\$ -		
Monson-Sultana Joint Union Elementary	Tulare	Monson-Sultana Elementary	50/72009-00-002	01/22/18	\$ 189,699	\$ 189,699		
Escondido Union	San Diego	Central Elementary	50/68098-00-009	01/23/18	\$ 3,704,661	\$ -		
Fairfield-Suisun Unified	Solano	Public Safety Academy	50/70540-00-027	01/25/18	\$ 4,803,198	\$ -		
Irvine Unified	Orange	Creekside High	50/73650-00-035	01/25/18	\$ 1,579,717	\$ -		
Irvine Unified	Orange	Sierra Vista Middle	50/73650-00-036	01/25/18	\$ 1,572,100	\$ -		
Irvine Unified	Orange	South Lake Middle	50/73650-00-037	01/25/18	\$ 870,227	\$ -		
Novato Unified	Marin	San Marin High	55/65417-00-001***	02/09/18	\$ 1,692,775.00	\$ -		
Kerman Unified	Fresno	Kerman High	55/73999-00-002***	02/09/18	\$ 1,727,700.18	\$ -		
Kerman Unified	Fresno	Kerman High	55/73999-00-003***	02/09/18	\$ 2,005,984.50	\$ -		
Southern Kern Unified	Kern	Hamilton Elementary	50/63776-00-002	02/13/18	\$ 11,736,558	\$ 11,736,558		
Clovis Unified	Fresno	Center for Advanced Research and Technology	55/62117-00-007***	02/14/18	\$ 1,490,371.96	\$ -		
Clovis Unified	Fresno	Buchanan High	55/62117-00-008***	02/14/18	\$ 879,253.00	\$ -		
Clovis Unified	Fresno	Clovis West High	55/62117-00-009***	02/14/18	\$ 1,378,992.40	\$ -		
Clovis Unified	Fresno	Clovis East High	55/62117-00-010***	02/14/18	\$ 2,813,865.50	\$ -		
Clovis Unified	Fresno	Clovis High	55/62117-00-011***	02/14/18	\$ 527,929.25	\$ -		
Clovis Unified	Fresno	Clovis North High	55/62117-00-012***	02/14/18	\$ 1,318,700.00	\$ -		
Sanger Unified	Fresno	Sanger High	55/62414-00-001***	02/14/18	\$ 2,287,382.90	\$ -		
Torrance Unified	Los Angeles	South High	55/65060-00-001***	02/14/18	\$ 3,000,000.00	\$ -		
Torrance Unified	Los Angeles	West High	55/65060-00-002***	02/14/18	\$ 3,000,000.00	\$ -		
Torrance Unified	Los Angeles	North High	55/65060-00-003***	02/14/18	\$ 3,000,000.00	\$ -		
Banning Unified	Riverside	Banning High	55/66985-00-001***	02/14/18	\$ 3,000,000.00	\$ -		
West Park Elementary	Fresno	West Park Elementary	50/62539-00-001	02/15/18	\$ 528,065	\$ 528,065		
Coalinga-Huron Unified	Fresno	Coalinga High	55/62125-00-001***	02/15/18	\$ 2,516,163.05	\$ -		
Corcoran Joint Unified	Kings	Corcoran High	55/63891-00-001***	02/15/18	\$ 2,925,208.00	\$ -		
Benicia Unified	Solano	Benicia High	55/70524-00-001***	02/15/18	\$ 1,596,925.00	\$ -		
Dublin Unified	Alameda	Dublin High	55/75093-00-001***	02/15/18	\$ 1,834,199.11	\$ -		
Farmersville Unified	Tulare	Farmersville High	55/75325-00-001***	02/15/18	\$ 954,351.00	\$ -		
Golden Valley Unified	Madera	Liberty High	55/75580-00-001***	02/15/18	\$ 3,000,000.00	\$ -		
Golden Valley Unified	Madera	Liberty High	55/75580-00-002***	02/15/18	\$ 3,000,000.00	\$ -		
Golden Valley Unified	Madera	Liberty High	55/75580-00-003***	02/15/18	\$ 3,000,000.00	\$ -		
West Covina Unified	Los Angeles	West Covina High	55/65094-00-001***	02/16/18	\$ 3,000,000.00	\$ -		
West Covina Unified	Los Angeles	Edgewood High	55/65094-00-002***	02/16/18	\$ 3,000,000.00	\$ -		
Elk Grove Unified	Sacramento	Valley High	55/67314-00-002***	02/16/18	\$ 1,006,360.00	\$ -		
Elk Grove Unified	Sacramento	Florin High	55/67314-00-003***	02/16/18	\$ 1,409,635.00	\$ -		
Elk Grove Unified	Sacramento	Florin High	55/67314-00-004***	02/16/18	\$ 1,600,348.00	\$ -		
Elk Grove Unified	Sacramento	Laguna Creek High	55/67314-00-005***	02/16/18	\$ 2,090,965.00	\$ -		
San Luis Coastal Unified	San Luis Obispo	San Luis Obispo High	55/68809-00-001***	02/16/18	\$ 3,000,000.00	\$ -		

SFP APPLICATIONS
 New Construction, Career Technical Education and Charter School Facilities Program
 - Workload as of March 31, 2018 -

District	County	Site Name	Application Number	OPSC Date Received	Estimated State Grant (a)	Financial Hardship (b)	CTEFP Requested Loan Amount	Notification Occurred**
Beaumont Unified	Riverside	Beaumont Senior High	50/66993-00-020	02/20/18	\$ 965,901	\$ -		
El Dorado Union High	El Dorado	Oak Ridge High	55/61853-01-001***	02/20/18	\$ 449,973.00	\$ -		
Fresno Unified	Fresno	Fresno High	55/62166-00-001***	02/20/18	\$ 1,570,686.67	\$ -		
Fresno Unified	Fresno	Fresno High	55/62166-00-002***	02/20/18	\$ 2,263,689.32	\$ -		
Fresno Unified	Fresno	Fresno High	55/62166-00-003***	02/20/18	\$ 557,285.38	\$ -		
Fresno Unified	Fresno	Erma Duncan Polytechnical High	55/62166-00-004***	02/20/18	\$ 1,546,934.63	\$ -		
Fresno Unified	Fresno	Erma Duncan Polytechnical High	55/62166-00-005***	02/20/18	\$ 3,000,000.00	\$ -		
Fresno Unified	Fresno	Sunnyside High	55/62166-00-006***	02/20/18	\$ 3,000,000.00	\$ -		
Centinela Valley Union High	Los Angeles	Leuzinger High	55/64352-00-002***	02/20/18	\$ 2,029,091.75	\$ -		
Centinela Valley Union High	Los Angeles	Hawthorne High	55/64352-00-003***	02/20/18	\$ 2,209,223.50	\$ -		
Downey Unified	Los Angeles	Warren High	55/64451-00-002***	02/20/18	\$ 3,000,000.00	\$ -		
Long Beach Unified	Los Angeles	Millikan High	55/64725-05-001***	02/20/18	\$ 1,537,435.00	\$ -		
Long Beach Unified	Los Angeles	Browning High	55/64725-05-002***	02/20/18	\$ 2,355,757.32	\$ -		
Western Placer Unified	Placer	New High	55/66951-00-001***	02/20/18	\$ 3,000,000.00	\$ -		
Western Placer Unified	Placer	New High	55/66951-00-002***	02/20/18	\$ 3,000,000.00	\$ -		
San Bernardino City Unified	San Bernardino	Pacific High	55/67876-00-001***	02/20/18	\$ 3,000,000.00	\$ -		
San Diego Unified	San Diego	Crawford Senior High	55/68338-03-002***	02/20/18	\$ 2,996,956.50	\$ -		
San Diego Unified	San Diego	Madison Senior High	55/68338-06-001***	02/20/18	\$ 2,989,133.00	\$ -		
Lucia Mar Unified	San Luis Obispo	Nipomo High	55/68759-00-003***	02/20/18	\$ 1,641,169.00	\$ -		
Templeton Unified	San Luis Obispo	Templeton High	55/68841-00-001***	02/20/18	\$ 1,151,916.50	\$ -		
Fremont Union High	Santa Clara	Homestead High	55/69468-01-001***	02/20/18	\$ 2,555,338.50	\$ -		
Fremont Union High	Santa Clara	Homestead High	55/69468-01-002***	02/20/18	\$ 1,123,942.50	\$ -		
Siskiyou Union High	Siskiyou	Mt Shasta High	55/70466-00-003***	02/20/18	\$ 250,000.00	\$ -		
Dixon Unified	Solano	Dixon High	55/70532-00-002***	02/20/18	\$ 978,159.00	\$ -		
Tustin Unified	Orange	Beckman High	55/73643-00-001***	02/20/18	\$ 3,000,000.00	\$ -		
Irvine Unified	Orange	Creekside High	55/73650-00-003***	02/20/18	\$ 348,920.00	\$ -		
Irvine Unified	Orange	Woodbridge High	55/73650-00-004***	02/20/18	\$ 3,000,000.00	\$ -		
Firebaugh-Las Deltas Unified	Fresno	Firebaugh High	55/73809-00-001***	02/20/18	\$ 1,290,413.10	\$ -		
Laytonville Unified	Mendocino	Laytonville High	55/73916-00-001***	02/20/18	\$ 747,000.00	\$ -	\$ 550,000	
Val Verde Unified	Riverside	Orange Vista High	55/75242-02-001***	02/20/18	\$ 1,296,234.50	\$ -		
Windsor Unified	Sonoma	Windsor High	55/75358-00-002***	02/20/18	\$ 3,000,000.00	\$ -		
Santa Barbara Unified	Santa Barbara	Dos Pueblos Senior High	55/76786-00-001***	02/20/18	\$ 1,299,928.00	\$ -		
Santa Barbara Unified	Santa Barbara	Dos Pueblos Senior High	55/76786-00-002***	02/20/18	\$ 2,930,307.00	\$ -		
Fresno County Office of Education	Fresno	Career Technical Education Charter	55/10108-00-001***	02/21/18	\$ 2,422,999.00	\$ -		
Fresno County Office of Education	Fresno	Career Technical Education Charter	55/10108-00-002***	02/21/18	\$ 2,324,470.00	\$ -		
Chico Unified	Butte	Inspire School of Arts and Sciences	55/61424-00-003***	02/21/18	\$ 521,589.50	\$ -		
Chico Unified	Butte	Pleasant Valley High	55/61424-00-004***	02/21/18	\$ 3,000,000.00	\$ -		
Chico Unified	Butte	Pleasant Valley High	55/61424-00-005***	02/21/18	\$ 665,040.00	\$ -		
Kern High	Kern	Independence High	55/63529-00-005***	02/21/18	\$ 1,305,184.16	\$ -		
Kern High	Kern	Independence High	55/63529-00-006***	02/21/18	\$ 282,267.22	\$ -		
Kern High	Kern	Independence High	55/63529-00-007***	02/21/18	\$ 816,228.09	\$ -		
Kern High	Kern	Independence High	55/63529-00-008***	02/21/18	\$ 475,524.12	\$ -		
Kern High	Kern	Independence High	55/63529-00-009***	02/21/18	\$ 718,305.33	\$ -		
Kern High	Kern	Independence High	55/63529-00-010***	02/21/18	\$ 3,000,000.00	\$ -		
Kern High	Kern	Independence High	55/63529-00-011***	02/21/18	\$ 762,148.98	\$ -		
Kern High	Kern	Independence High	55/63529-00-012***	02/21/18	\$ 1,316,799.72	\$ -		
Kern High	Kern	Independence High	55/63529-00-013***	02/21/18	\$ 297,864.27	\$ -		
Kern High	Kern	Independence High	55/63529-00-014***	02/21/18	\$ 698,738.85	\$ -		

SFP APPLICATIONS
 New Construction, Career Technical Education and Charter School Facilities Program
 - Workload as of March 31, 2018 -

District	County	Site Name	Application Number	OPSC Date Received	Estimated State Grant (a)	Financial Hardship (b)	CTEFP Requested Loan Amount	Notification Occurred**
Kern High	Kern	Independence High	55/63529-00-015***	02/21/18	\$ 347,655.89	\$ -		
Kern High	Kern	Independence High	55/63529-00-016***	02/21/18	\$ 3,000,000.00	\$ -		
Kern High	Kern	North High	55/63529-00-017***	02/21/18	\$ 1,460,435.10	\$ -		
Los Angeles Unified	Los Angeles	James Monroe High	55/64733-00-014***	02/21/18	\$ 3,000,000.00	\$ -		
Los Angeles Unified	Los Angeles	James Monroe High	55/64733-00-015***	02/21/18	\$ 3,000,000.00	\$ -		
Los Angeles Unified	Los Angeles	James Monroe High	55/64733-00-016***	02/21/18	\$ 3,000,000.00	\$ -		
Los Angeles Unified	Los Angeles	Sherman Oaks Center for Enriched Studies	55/64733-00-017***	02/21/18	\$ 1,674,993.50	\$ -		
Los Angeles Unified	Los Angeles	Huntington Park Senior High	55/64733-00-018***	02/21/18	\$ 2,724,327.50	\$ -		
William S. Hart Union High	Los Angeles	Castaic High	55/65136-00-001***	02/21/18	\$ 1,863,035.51	\$ -		
Tahoe-Truckee Unified	Placer	Truckee High	55/66944-00-001***	02/21/18	\$ 3,000,000.00	\$ -		
Perris Union High	Riverside	Perris High	55/67207-00-002***	02/21/18	\$ 3,000,000.00	\$ -		
Perris Union High	Riverside	Perris High	55/67207-00-003***	02/21/18	\$ 3,000,000.00	\$ -		
Folsom-Cordova Unified	Sacramento	Folsom High	55/67330-21-002***	02/21/18	\$ 3,000,000.00	\$ -		
Folsom-Cordova Unified	Sacramento	Folsom High	55/67330-21-003***	02/21/18	\$ 3,000,000.00	\$ -		
Galt Joint Union High	Sacramento	Galt High	55/67355-00-003***	02/21/18	\$ 1,055,770.00	\$ -		
Santa Maria Joint Union High	Santa Barbara	Ernest Righetti High	55/69310-00-001***	02/21/18	\$ 1,990,316.00	\$ -		
Santa Maria Joint Union High	Santa Barbara	Ernest Righetti High	55/69310-00-002***	02/21/18	\$ 2,595,057.00	\$ -		
Campbell Union High	Santa Clara	Prospect High	55/69401-00-008***	02/21/18	\$ 2,432,609.50	\$ -	\$2,432,609.50	
Campbell Union High	Santa Clara	Westmont High	55/69401-00-009***	02/21/18	\$ 2,461,359.50	\$ -	\$2,461,359.50	
Modesto City High	Stanislaus	Modesto High	55/71175-00-003***	02/21/18	\$ 1,196,279.50	\$ -		
Yuba City Unified	Sutter	River Valley High	55/71464-00-002***	02/21/18	\$ 2,990,507.50	\$ -		
Fillmore Unified	Ventura	Fillmore Senior High	55/72454-00-001***	02/21/18	\$ 3,000,000.00	\$ -		
Simi Valley Unified	Ventura	Santa Susana High	55/72603-00-001***	02/21/18	\$ 3,000,000.00	\$ -		
Compton Unified	Los Angeles	Compton High	55/73437-01-002***	02/21/18	\$ 624,052.98	\$ -		
Eureka City Schools	Humboldt	Eureka Senior High	55/75515-00-001***	02/21/18	\$ 3,000,000.00	\$ -		
Porterville Unified	Tulare	Monache High	55/75523-00-003***	02/21/18	\$ 3,000,000.00	\$ -		
Porterville Unified	Tulare	Granite Hills High	55/75523-00-004***	02/21/18	\$ 3,000,000.00	\$ -		
Dinuba Unified	Tulare	Dinuba High	55/75531-00-001***	02/21/18	\$ 3,000,000.00	\$ -	\$3,000,000.00	
Dinuba Unified	Tulare	Dinuba High	55/75531-00-002***	02/21/18	\$ 2,257,237.05	\$ -	\$2,257,237.05	
Dinuba Unified	Tulare	Dinuba High	55/75531-00-003***	02/21/18	\$ 1,413,350.69	\$ -	\$1,413,350.69	
Alhambra Unified	Los Angeles	Mark Keppel High	55/75713-00-001***	02/21/18	\$ 1,632,477.00	\$ -		
Carpinteria Unified	Santa Barbara	Carpinteria Family	50/69146-00-002	02/27/18	\$ 1,382,615	\$ -		
Carpinteria Unified	Santa Barbara	Canalino Elementary	50/69146-00-003	02/27/18	\$ 1,252,982	\$ -		
Irvine Unified	Orange	Eastshore Elementary	50/73650-00-038	03/02/18	\$ 835,854	\$ -		
Irvine Unified	Orange	Venado Middle	50/73650-00-039	03/02/18	\$ 2,231,969	\$ -		
Corona-Norco Unified	Riverside	John Adams Elementary	50/67033-00-041	03/06/18	\$ 3,086,390	\$ -		
Roseville Joint Union High	Placer	New High School #6	50/66928-00-008	03/12/18	\$ 26,629,500	\$ -		
Tulare City	Tulare	Alpine Vista Elementary	50/72231-00-005	03/13/18	\$ 3,969,972	\$ -		
Gerber Union Elementary	Tehama	Gerber Elementary	50/71548-00-001	03/15/18	\$ 468,016	\$ 468,016		
Newman-Crows Landing Unified	Stanislaus	Hurd Barrington Elementary	50/73601-00-005	03/16/18	\$ 578,350	\$ -		
Snowline Joint Unified	San Bernardino	New Elementary	50/73957-00-016	03/19/18	\$ 1,850,720	\$ 1,850,720		
Snowline Joint Unified	San Bernardino	New Elementary	50/73957-00-017	03/19/18	\$ 84,062	\$ 84,062		
Snowline Joint Unified	San Bernardino	New Elementary	50/73957-00-018	03/19/18	\$ 84,062	\$ 84,062		
San Jacinto Unified	Riverside	New Middle School	50/67249-00-017	03/21/18	\$ 25,322,444	\$ -		
Irvine Unified	Orange	Loma Ridge Elementary	50/73650-00-040	03/21/18	\$ 33,872,655	\$ -		
Livingston Union	Merced	Campus Park Elementary	50/65748-00-003	03/28/18	\$ 2,247,743	\$ -		
Livingston Union	Merced	Selma Herndon Elementary	50/65748-00-004	03/28/18	\$ 1,101,192	\$ -		
Livingston Union	Merced	Yamato Colony Elementary	50/65748-00-005	03/28/18	\$ 774,268	\$ -		

SFP APPLICATIONS
 New Construction, Career Technical Education and Charter School Facilities Program
 - Workload as of March 31, 2018 -

District	County	Site Name	Application Number	OPSC Date Received	Estimated State Grant (a)	Financial Hardship (b)	CTEFP Requested Loan Amount	Notification Occurred**
Victor Elementary	San Bernardino	Elementary School #20	50/67918-00-011	03/30/18	\$ 10,935,579	\$ -		
					\$ 2,246,649,088	\$ 142,688,120		
					\$	2,389,337,208		

NEW CONSTRUCTION FUNDING SUB-TOTALS	\$ 2,023,761,152	\$ 142,688,120
NEW CONSTRUCTION FACILITY HARDSHIP - NON SEISMIC	\$ -	\$ -
NEW CONSTRUCTION FUNDING TOTAL	\$	2,166,449,272
NEW CONSTRUCTION FACILITY HARDSHIP - SEISMIC	\$ 13,356,422	\$ -
CHARTER SCHOOLS	\$ 6,697,054	\$ -
CAREER TECH NEW CONSTRUCTION	\$ 217,503,226	\$ -

(a) Represents estimated state share of project including excessive cost grants. Amounts shown have not been reviewed by OPSC for compliance with all School Facility Program

(b) Represents estimated financial hardship. Amounts shown have not been reviewed by OPSC for compliance with all School Facility Program requirements.

*Facility Hardship project requesting Seismic Mitigation Program funding.

** School districts have been notified that the Office of Public School Construction will begin processing the district's application in the near future.

*** Career Technical Education Facilities Program applications received by OPSC for the February 2018 Filing Round. OPSC has not yet reviewed the total grant requested and the total number of projects may exceed available bond authority. Placement on this list does not confirm funding.

SFP APPLICATIONS
Modernization and Career Technical Education School Facilities Program
 - Workload as of March 31, 2018 -

District	County	Site Name	Application Number	OPSC Date Received	Estimated State Grant (a)	Financial Hardship (b)	CTEFP Requested Loan Amount	Notification Occurred**
Long Beach Unified	Los Angeles	Roosevelt Elementary	57/64725-00-016	07/30/13	\$ 3,230,102	\$ -		10/2/2017
Orange Unified	Orange	Anaheim Hills Elementary	57/66621-00-053	02/12/14	\$ 1,012,180	\$ -		1/16/2018
Savanna Elementary	Orange	Holder Elementary	57/66696-00-004	02/24/14	\$ 4,027,726	\$ -		1/16/2018
Visalia Unified	Tulare	Visalia Technical Educational Center	57/72256-00-020	02/24/14	\$ 898,170	\$ -		1/16/2018
Clovis Unified	Fresno	Valley Oak Elementary	57/62117-00-038	03/07/14	\$ 2,815,556	\$ -		1/16/2018
Rowland Unified	Los Angeles	Le Seda Elementary	57/73452-00-033	03/18/14	\$ 283,705	\$ -		1/16/2018
Saddleback Valley Unified	Orange	El Toro High	57/73635-00-033	03/18/14	\$ 491,847	\$ -		1/16/2018
Trinidad Union	Humboldt	Trinidad Elementary	57/63057-00-001	03/20/14	\$ 710,828	\$ -		1/16/2018
Newport-Mesa Unified	Orange	Tewinkle (Charles) Intermediate	57/66597-00-034	03/21/14	\$ 867,070	\$ -		1/16/2018
Cutten Elementary	Humboldt	Ridgewood Elementary	57/62745-00-001	03/26/14	\$ 481,687	\$ 321,125		1/16/2018
Burton Elementary	Tulare	Oak Grove Elementary	57/71837-00-005	04/01/14	\$ 255,404	\$ 170,270		1/16/2018
Burton Elementary	Tulare	Burton Elementary	57/71837-00-006	04/01/14	\$ 174,405	\$ 116,270		1/16/2018
Burton Elementary	Tulare	Jim Maples Academy	57/71837-00-007	04/01/14	\$ 114,816	\$ 76,544		1/16/2018
Pleasant View Elementary	Tulare	Pleasant View Elementary	57/72058-00-002	04/01/14	\$ 172,869	\$ 115,246		1/16/2018
Palm Springs Unified	Riverside	Landau Elementary	57/67173-00-008	04/08/14	\$ 761,165	\$ -		1/16/2018
Fremont Union High	Santa Clara	Cupertino High	57/69468-00-014	04/08/14	\$ 2,172,941	\$ -		1/16/2018
Three Rivers Union Elementary	Tulare	Three Rivers Elementary	57/72207-00-002	04/11/14	\$ 1,397,471	\$ 931,647		1/16/2018
Fremont Union High	Santa Clara	Monta Vista High	57/69468-00-015	04/16/14	\$ 154,557	\$ -		1/16/2018
Island Union Elementary	Kings	Island Elementary	57/63933-00-001	04/24/14	\$ 643,563	\$ 429,042		1/16/2018
Solano County Office of Education	Solano	Golden Hills High Education Center	57/10488-00-022	04/28/14	\$ 505,149	\$ 336,766		1/16/2018
Solano County Office of Education	Solano	Silveyville Elementary	57/10488-00-031	04/28/14	\$ 130,615	\$ 87,077		1/16/2018
Wilmar Union Elementary	Sonoma	Wilson Elementary	57/71019-00-002	05/05/14	\$ 209,465	\$ -		1/16/2018
McFarland Unified	Kern	McFarland High	57/73908-00-006	05/12/14	\$ 1,009,222	\$ -		1/16/2018
San Francisco Unified	San Francisco	Roosevelt Middle	57/68478-00-043	05/14/14	\$ 7,241,555	\$ -		1/16/2018
Woodlake Unified	Tulare	Woodlake High	57/76794-00-002	05/14/14	\$ 2,490,446	\$ 1,660,297		1/16/2018
Yuba County Office of Education	Yuba	Agnes Weber Meade	57/10587-00-001	05/15/14	\$ 34,361	\$ 22,908		1/16/2018
Yuba County Office of Education	Yuba	Anna Bell Karr	57/10587-00-002	05/15/14	\$ 22,234	\$ 14,823		1/16/2018
Yuba County Office of Education	Yuba	Goldfield Special Education	57/10587-00-003	05/15/14	\$ 38,404	\$ 25,602		1/16/2018
Yuba County Office of Education	Yuba	Spring Valley Special Education	57/10587-00-004	05/15/14	\$ 16,170	\$ 10,780		1/16/2018
Yuba County Office of Education	Yuba	Virginia	57/10587-00-005	05/15/14	\$ 115,211	\$ 76,808		1/16/2018
Yuba County Office of Education	Yuba	Virginia @ Yuba College	57/10587-00-006	05/15/14	\$ 10,539	\$ 7,026		1/16/2018
Woodlake Unified	Tulare	Francis J. White Learning Center	57/76794-00-001	05/23/14	\$ 511,854	\$ 341,236		1/16/2018
Pasadena Unified	Los Angeles	Hamilton Elementary	57/64881-00-035	06/02/14	\$ 174,524	\$ -		1/16/2018
Placentia-Yorba Linda Unified	Orange	Valencia High	57/66647-00-036	06/06/14	\$ 1,653,861	\$ -		1/16/2018
San Francisco Unified	San Francisco	Monroe Elementary	57/68478-00-044	06/09/14	\$ 2,003,852	\$ -		1/16/2018
Grossmont Union High	San Diego	Grossmont High	57/68130-00-021	06/12/14	\$ 11,426,207	\$ -		1/16/2018
Lincoln Unified	San Joaquin	Tully C. Knoles	57/68569-00-013	06/12/14	\$ 3,654,829	\$ -		1/16/2018
Lincoln Unified	San Joaquin	Colonial Heights	57/68569-00-014	06/12/14	\$ 3,583,455	\$ -		1/16/2018
Mendota Unified	Fresno	Washington Elementary	57/75127-00-005	06/13/14	\$ 2,266,934	\$ -		1/16/2018
Mendota Unified	Fresno	McCabe Elementary	57/75127-00-006	06/13/14	\$ 1,306,937	\$ -		1/16/2018
Willow Unified	Glenn	Murdock Elementary	57/62661-00-001	06/16/14	\$ 412,595	\$ 275,063		1/16/2018
Willow Unified	Glenn	Willows Intermediate	57/62661-00-002	06/16/14	\$ 306,428	\$ 204,285		1/16/2018
Willow Unified	Glenn	Willows High	57/62661-00-003	06/16/14	\$ 431,764	\$ 287,843		1/16/2018
Willow Unified	Glenn	Willows Commuinity High	57/62661-00-004	06/16/14	\$ 17,265	\$ 11,510		1/16/2018
San Francisco Unified	San Francisco	George Peabody Elementary	57/68478-00-045	06/17/14	\$ 1,656,790	\$ -		1/16/2018
San Francisco Unified	San Francisco	Sunnyside Elementary	57/68478-00-046	06/19/14	\$ 2,723,245	\$ -		1/16/2018
Porterville Unified	Tulare	Los Robles Elementary	57/75523-00-013	06/23/14	\$ 2,025,659	\$ -		1/16/2018
Norris	Kern	Norris Middle	57/63693-00-001	07/11/14	\$ 4,228,455	\$ -		1/16/2018

SFP APPLICATIONS
Modernization and Career Technical Education School Facilities Program
 - Workload as of March 31, 2018 -

District	County	Site Name	Application Number	OPSC Date Received	Estimated State Grant (a)	Financial Hardship (b)	CTEFP Requested Loan Amount	Notification Occurred**
Atascadero Unified	San Luis Obispo	Carrisa Plains Elementary	57/68700-00-003	07/18/14	\$ 379,512	\$ -		1/16/2018
Lindsay Unified	Tulare	Lincoln Elementary	57/71993-00-006	07/18/14	\$ 2,056,450	\$ -		1/16/2018
Lindsay Unified	Tulare	Jefferson Elementary	57/71993-00-007	07/18/14	\$ 2,055,601	\$ -		1/16/2018
Lindsay Unified	Tulare	Washington Elementary	57/71993-00-008	07/18/14	\$ 1,619,275	\$ -		1/16/2018
San Francisco Unified	San Francisco	Jose Ortega Elementary	57/68478-00-047	07/21/14	\$ 3,333,683	\$ -		1/16/2018
San Francisco Unified	San Francisco	Cesar Chavez Elementary	57/68478-00-048	07/21/14	\$ 3,140,385	\$ -		1/16/2018
Kings Canyon Joint Unified	Fresno	Dunlap Elementary	57/62265-00-024	08/05/14	\$ 671,178	\$ -		2/1/2018
Clovis Unified	Fresno	Dry Creek Elementary	57/62117-00-039	08/07/14	\$ 2,151,659	\$ -		2/1/2018
Clovis Unified	Fresno	Tarpey Elementary	57/62117-00-040	08/07/14	\$ 1,376,234	\$ -		2/1/2018
Porterville Unified	Tulare	Roche Elementary	57/75523-00-014	08/08/14	\$ 250,000	\$ -		2/1/2018
Rosemead Elementary	Los Angeles	Jason (Mildred B.) Elementary	57/64931-00-006	08/12/14	\$ 209,724	\$ -		2/1/2018
Rosemead Elementary	Los Angeles	Shuey (Emma W.) Elementary	57/64931-00-007	08/12/14	\$ 50,540	\$ -		2/1/2018
Rosemead Elementary	Los Angeles	Encinita Elementary	57/64931-00-008	08/12/14	\$ 43,950	\$ -		2/1/2018
Rosemead Elementary	Los Angeles	Savannah Elementary	57/64931-00-009	08/12/14	\$ 194,009	\$ -		2/1/2018
San Francisco Unified	San Francisco	Yick Wo Elementary	57/68478-00-049	08/12/14	\$ 1,805,315	\$ -		2/1/2018
Santa Barbara Unified	Santa Barbara	Adams Elementary	57/76786-00-006	08/13/14	\$ 412,940	\$ -		2/1/2018
Fortuna Union High	Humbolt	East High (Continuation)	57/62810-00-004	08/20/14	\$ 1,096,257	\$ -		2/1/2018
Templeton Unified	San Luis Obispo	Templeton Middle	57/68841-00-003	08/20/14	\$ 933,886	\$ -		2/1/2018
Clovis Unified	Fresno	Clark Intermediate	57/62117-00-041	09/05/14	\$ 5,116,157	\$ -		3/1/2018
Ross Valley	Marin	White Hill Middle	57/75002-00-007	09/05/14	\$ 1,498,203	\$ -		3/1/2018
Clovis Unified	Fresno	Clovis West High	57/62117-00-042	09/16/14	\$ 570,700	\$ -		3/1/2018
Clovis Unified	Fresno	Miramonte Elementary	57/62117-00-043	09/16/14	\$ 877,053	\$ -		3/1/2018
Morongo Unified	San Bernardino	Yucca Valley High	57/67777-00-008	09/16/14	\$ 6,057,185	\$ -		3/1/2018
Colton Joint Unified	San Bernardino	Zimmerman Elementary	57/67686-00-018	09/17/14	\$ 3,234,125	\$ -		3/1/2018
Colton Joint Unified	San Bernardino	D'Arcy Elementary	57/67686-00-019	09/17/14	\$ 582,620	\$ -		3/1/2018
Lindsay Unified	Tulare	Reagan Elementary	57/71993-00-009	09/19/14	\$ 1,454,111	\$ -		3/1/2018
Clovis Unified	Fresno	Sierra Vista Elementary	57/62117-00-044	09/23/14	\$ 1,847,044	\$ -		3/1/2018
Colton Joint Unified	San Bernardino	Terrace View Elementary	57/67686-00-020	09/25/14	\$ 2,645,164	\$ -		3/1/2018
Colton Joint Unified	San Bernardino	Ruth O. Harris Middle	57/67686-00-021	10/03/14	\$ 1,539,089	\$ -		3/1/2018
Clovis Unified	Fresno	Temperance-Kutner Elementary	57/62117-00-045	10/06/14	\$ 2,173,770	\$ -		3/1/2018
Santa Barbara Unified	Santa Barbara	Washington Elementary	57/76786-00-007	10/08/14	\$ 706,647	\$ -		3/1/2018
San Francisco Unified	San Francisco	Burton (Philip A.) High	57/68478-00-050	10/10/14	\$ 18,035,466	\$ -		3/1/2018
San Francisco Unified	San Francisco	James Lick Middle	57/68478-00-051	10/22/14	\$ 4,692,723	\$ -		3/1/2018
Solano County Office of Education	Solano	Jones (K. I.) Elementary	57/10488-00-024	10/23/14	\$ 320,707	\$ 213,805		3/1/2018
Solano County Office of Education	Solano	Golden West Middle	57/10488-00-030	10/23/14	\$ 131,635	\$ 87,757		3/1/2018
Ripon Unified	San Joaquin	Weston Elementary	57/68650-00-003	10/23/14	\$ 449,184	\$ -		3/1/2018
Simi Valley Unified	Ventura	White Oak Elementary	57/72603-00-033	10/29/14	\$ 2,586,682	\$ -		3/1/2018
Oxnard Elementary	Ventura	McAuliffe Elementary	57/72538-00-025	11/13/14	\$ 109,034	\$ -		
Oxnard Elementary	Ventura	Fremont Middle	57/72538-00-026	11/13/14	\$ 996,423	\$ -		
Newport-Mesa Unified	Orange	Corona Del Mar High	57/66597-00-035	11/19/14	\$ 262,502	\$ -		
Visalia Unified	Tulare	Redwood High	57/72256-00-021	12/03/14	\$ 740,767	\$ -		
Mill Valley Elementary	Marin	Tamalpais Valley Elementary	57/65391-00-009	12/05/14	\$ 1,526,092	\$ 1,017,395		
Clovis Unified	Fresno	Gettysburg Elementary	57/62117-00-046	12/23/14	\$ 2,919,696	\$ -		
San Francisco Unified	San Francisco	Academy of Arts and Sciences	57/68478-00-052	12/23/14	\$ 2,201,851	\$ -		
San Francisco Unified	San Francisco	Ruth Asawa School of the Arts	57/68478-00-053	12/23/14	\$ 4,203,843	\$ -		
Manzanita Elementary	Butte	Manzanita Elementary	57/61499-00-001	12/30/14	\$ 1,621,561	\$ 1,081,040		
Biggs Unified	Butte	Biggs Elementary	57/61408-00-001	02/03/15	\$ 1,721,583	\$ 1,147,722		
Biggs Unified	Butte	Biggs High	57/61408-00-002	02/03/15	\$ 1,774,111	\$ 1,182,741		

SFP APPLICATIONS
 Modernization and Career Technical Education School Facilities Program
 - Workload as of March 31, 2018 -

District	County	Site Name	Application Number	OPSC Date Received	Estimated State Grant (a)	Financial Hardship (b)	CTEFP Requested Loan Amount	Notification Occurred**
Biggs Unified	Butte	Biggs Middle	57/61408-00-003	02/03/15	\$ 743,277	\$ 495,518		
Biggs Unified	Butte	Richvale Elementary	57/61408-00-004	02/03/15	\$ 240,992	\$ 160,661		
Long Beach Unified	Los Angeles	David Starr Jordan High	57/64725-00-019	02/05/15	\$ 6,360,830	\$ -		
Anaheim Elementary	Orange	Stoddard Elementary	57/66423-00-031	02/17/15	\$ 5,467,457	\$ -		
San Francisco Unified	San Francisco	McKinley Elementary	57/68478-00-054	02/17/15	\$ 2,339,295	\$ -		
Jefferson Elementary	San Joaquin	Jefferson Elementary	57/68544-00-001	03/19/15	\$ 2,626,558	\$ -		
Elk Grove Unified	Sacramento	Dillard Elementary	57/67314-00-019	03/23/15	\$ 1,239,189	\$ -		
Fremont Union High	Santa Clara	Homestead High	57/69468-00-016	03/25/15	\$ 1,428,636	\$ -		
Capay Joint Union Elementary	Glenn	Capay Joint Union Elementary	57/62554-00-002	03/27/15	\$ 1,182,762	\$ 788,508		
Bakersfield City Elementary	Kern	Compton Junior High	57/63321-00-016	04/08/15	\$ 4,936,996	\$ -		
San Francisco Unified	San Francisco	Longfellow Elementary	57/68478-00-055	04/14/15	\$ 4,302,941	\$ -		
San Francisco Unified	San Francisco	Daniel Webster Elementary	57/68478-00-056	05/04/15	\$ 2,748,832	\$ -		
Temple City Unified	Los Angeles	Cloverly Elementary	57/65052-00-009	05/14/15	\$ 1,740,259	\$ -		
Burrel Union Elementary	Fresno	Burrel Elementary	57/62042-00-001	05/22/15	\$ 89,849	\$ 59,900		
Sanger Unified	Fresno	Lincoln Elementary	57/62414-00-014	05/28/15	\$ 1,019,000	\$ -		
San Francisco Unified	San Francisco	Paul Revere Elementary	57/68478-00-057	05/29/15	\$ 3,564,537	\$ -		
Palm Springs Unified	Riverside	Wenzlaff (Edward) Elementary	57/67173-00-009	06/11/15	\$ 3,673,025	\$ -		
Clovis Unified	Fresno	Weldon Elementary	57/62117-00-047	06/19/15	\$ 2,811,611	\$ -		
Dinuba Unified	Tulare	Lincoln Elementary	57/75531-00-010	06/22/15	\$ 126,840	\$ 84,560		
Dinuba Unified	Tulare	Roosevelt Elementary	57/75531-00-011	06/22/15	\$ 76,104	\$ 50,736		
Brawley Elementary	Imperial	Hidalgo Elementary	57/63073-00-002	06/25/15	\$ 931,658	\$ -		
Temple City Unified	Los Angeles	La Rosa Elementary	57/65052-00-010	06/26/15	\$ 1,832,671	\$ -		
Culver City Unified	Los Angeles	Farragut Elementary	57/64444-00-011	07/27/15	\$ 614,317	\$ -		
Solano County Office of Education	Solano	Armijo High	57/10488-00-020	08/03/15	\$ 298,050	\$ 198,700		
Solano County Office of Education	Solano	Grange Middle	57/10488-00-028	08/03/15	\$ 134,334	\$ 89,556		
Twin Rivers Unified	Sacramento	Del Paso Heights Elementary	57/76505-00-041	08/06/15	\$ 288,086	\$ -		
Clovis Unified	Fresno	Kastner Intermediate	57/62117-00-048	08/07/15	\$ 1,159,067	\$ -		
Culver City Unified	Los Angeles	Culver City Middle	57/64444-00-012	08/11/15	\$ 200,887	\$ -		
Pomona Unified	Los Angeles	Lexington Elementary	57/64907-00-026	09/02/15	\$ 1,366,745	\$ -		
Pomona Unified	Los Angeles	Philadelphia Elementary	57/64907-00-027	09/02/15	\$ 1,334,580	\$ -		
Newport-Mesa Unified	Orange	Newport Harbor High	57/66597-00-036	09/22/15	\$ 1,216,878	\$ -		
Taft City Elementary	Kern	Jefferson Elementary	57/63800-00-005	09/28/15	\$ 1,033,800	\$ -		
Taft City Elementary	Kern	Conley Elementary	57/63800-00-006	09/30/15	\$ 751,266	\$ -		
Grossmont Union High	San Diego	Monte Vista High	57/68130-00-022	10/01/15	\$ 317,017	\$ -		
Alta Vista Elementary	Tulare	Alta Vista Elementary	57/71811-00-003	10/02/15	\$ 168,601	\$ 112,400		
Sanger Unified	Fresno	Madison Elementary	57/62414-00-015	10/05/15	\$ 1,757,634	\$ -		
Ventura County Office of Education	Ventura	Gateway Community	57/10561-00-005	10/09/15	\$ 86,069	\$ 57,379		
Ventura County Office of Education	Ventura	Dean Triggs	57/10561-00-006	10/09/15	\$ 30,318	\$ 20,212		
Culver City Unified	Los Angeles	Culver City High	57/64444-00-013	10/19/15	\$ 486,107	\$ -		
Newman Crows Landing Unified	Stanislaus	Bonita Elementary	57/73601-00-003	10/23/15	\$ 458,633	\$ -		
Saddleback Valley Unified	Orange	La Tierra Elementary	57/73635-00-035	10/26/15	\$ 1,735,471	\$ -		
Chico Unified	Butte	Bidwell Junior High	57/61424-00-005	10/30/15	\$ 593,784	\$ -		
San Juan Unified	Sacramento	Winston Churchill Middle	57/67447-00-059	10/30/15	\$ 1,039,484	\$ -		
Central Elementary	San Bernardino	Valle Vista Elementary	57/67645-00-005	11/03/15	\$ 2,476,386	\$ -		
Pomona Unified	Los Angeles	Ganesh Senior High	57/64907-00-028	11/23/15	\$ 2,389,047	\$ -		
Santa Barbara Unified	Santa Barbara	Goleta Valley Junior High	57/76786-00-008	11/30/15	\$ 284,177	\$ -		
Oak Valley Union Elementary	Tulare	Oak Valley Elementary	57/72017-00-003	12/01/15	\$ 142,695	\$ 95,130		
Placentia-Yorba Linda Unified	Orange	Valencia High	57/66647-00-037	12/07/15	\$ 2,322,798	\$ -		

SFP APPLICATIONS
 Modernization and Career Technical Education School Facilities Program
 - Workload as of March 31, 2018 -

District	County	Site Name	Application Number	OPSC Date Received	Estimated State Grant (a)	Financial Hardship (b)	CTEFP Requested Loan Amount	Notification Occurred**
Tipton Elementary	Tulare	Tipton Elementary	57/72215-00-002	01/05/16	\$ 202,310	\$ 134,873		
Antioch Unified	Contra Costa	Antioch High	57/61648-00-012	01/22/16	\$ 1,076,782	\$ -		
San Ramon Unified	Contra Costa	Armstrong Elementary	57/61804-00-023	01/29/16	\$ 798,221	\$ -		
Grossmont Union High	San Diego	Mt. Miguel High	57/68130-00-023	02/10/16	\$ 787,613	\$ -		
Grossmont Union High	San Diego	Grossmont High	57/68130-00-024	02/11/16	\$ 10,715,765	\$ -		
Happy Valley Elementary	Santa Cruz	Happy Valley Elementary	57/69757-00-001	02/24/16	\$ 112,108	\$ 74,739		
Sanger Unified	Fresno	John Wash Elementary	57/62414-00-016	02/25/16	\$ 557,282	\$ -		
Reef-Sunset Unified	Kings	Avenal Elementary	57/73932-00-005	02/26/16	\$ 328,290	\$ 218,860		
Reef-Sunset Unified	Kings	Avenal High	57/73932-00-006	02/26/16	\$ 108,987	\$ 72,658		
Reef-Sunset Unified	Kings	Kettleman City Elementary	57/73932-00-007	02/26/16	\$ 127,423	\$ 84,949		
Reef-Sunset Unified	Kings	Reef Sunset Middle	57/73932-00-008	02/26/16	\$ 216,775	\$ 144,517		
Reef-Sunset Unified	Kings	Sunrise High	57/73932-00-009	02/26/16	\$ 25,469	\$ 16,980		
Culver City Unified	Los Angeles	La Ballona Elementary	57/64444-00-014	03/07/16	\$ 468,989	\$ -		
Azusa Unified	Los Angeles	Sierra Continuation High	57/64279-00-014	03/17/16	\$ 47,444	\$ -		
San Francisco Unified	San Francisco	Frank McCoppin Elementary	57/68478-63-004	04/04/16	\$ 1,793,422	\$ -		
Clay Joint Elementary	Fresno	Clay Elementary	57/62109-00-002	04/11/16	\$ 71,482	\$ 47,655		
San Francisco Unified	San Francisco	Chin (John Yehall) Elementary	57/68478-79-003	04/13/16	\$ 1,672,436	\$ -		
Downey Unified	Los Angeles	Warren High	57/64451-00-026	04/14/16	\$ 8,133,313	\$ -		
Perris Elementary	Riverside	Innovative Horizons Charter (Nan Saunders)	57/67199-00-002	04/20/16	\$ 1,197,581	\$ -		
Southern Trinity Joint Unified	Trinity	Van Duzen Elementary	57/73833-00-003	04/27/16	\$ 334,253	\$ -		
Newhall Elementary	Los Angeles	Newhall Elementary	57/64832-00-004	04/29/16	\$ 1,892,817	\$ -		
Sequoia Union High	San Mateo	Sequoia High	57/69062-00-036	05/09/16	\$ 909,374	\$ -		
Downey Unified	Los Angeles	Warren High	57/64451-00-027	05/11/16	\$ 1,063,285	\$ -		
West Contra Costa Unified	Contra Costa	Pinole Valley High	57/61796-00-051	05/13/16	\$ 16,502,885	\$ -		
Dinuba Unified	Tulare	Lincoln Elementary	57/75531-00-012	05/13/16	\$ 817,533	\$ -		
Pomona Unified	Los Angeles	Garey High	57/64907-00-029	05/24/16	\$ 2,832,407	\$ -		
Tulare City Elementary	Tulare	Roosevelt Elementary	57/72231-00-009	06/15/16	\$ 471,463	\$ -		
Tulare City Elementary	Tulare	Garden Elementary	57/72231-00-010	06/15/16	\$ 630,173	\$ -		
Tulare Joint Union High	Tulare	Tulare Union High	57/72249-00-005	06/15/16	\$ 1,827,766	\$ -		
Pomona Unified	Los Angeles	Lincoln Elementary	57/64907-00-030	06/22/16	\$ 680,501	\$ -		
Temecula Valley Unified	Riverside	Margarita Middle	57/75192-00-005	06/27/16	\$ 3,315,233	\$ -		
Temecula Valley Unified	Riverside	Nicolas Valley Elementary	57/75192-00-006	06/27/16	\$ 2,354,369	\$ -		
Temecula Valley Unified	Riverside	Temecula Valley High	57/75192-00-007	06/27/16	\$ 12,709,360	\$ -		
Azusa Unified	Los Angeles	Gladstone High	57/64279-00-015	07/05/16	\$ 145,479	\$ -		
Azusa Unified	Los Angeles	Slauson Intermediate	57/64279-00-016	07/05/16	\$ 924,453	\$ -		
Stockton Unified	San Joaquin	Roosevelt Elementary	57/68676-00-036	07/06/16	\$ 3,455,202	\$ -		
Scott Valley Unified	Siskiyou	Scott Valley Junior High	57/76455-00-005	07/08/16	\$ 1,148,215	\$ -		
Stockton Unified	San Joaquin	Victory Elementary	57/68676-00-037	07/12/16	\$ 3,939,628	\$ -		
Scott Valley Unified	Siskiyou	Etna Elementary	57/76455-00-006	07/12/16	\$ 1,724,802	\$ -		
Scott Valley Unified	Siskiyou	Fort Jones Elementary	57/76455-00-007	07/12/16	\$ 1,004,356	\$ -		
Clovis Unified	Fresno	Mickey Cox Elementary	57/62117-00-049	07/18/16	\$ 464,931	\$ -		
Jurupa Unified	Riverside	Jurupa Valley High	57/67090-00-007	07/20/16	\$ 2,971,531	\$ -		
Garden Grove Unified	Orange	Ralston Intermediate	57/66522-00-074	07/21/16	\$ 570,440	\$ -		
William S. Hart Union High	Los Angeles	Canyon High	57/65136-00-009	07/25/16	\$ 1,124,552	\$ -		
Caruthers Unified	Fresno	Caruthers High	57/75598-00-002	07/25/16	\$ 485,646	\$ -		
Clovis Unified	Fresno	Fancher Creek Elementary	57/62117-00-050	07/28/16	\$ 1,911,896	\$ -		
Natomas Unified	Sacramento	Natomas High	57/75283-00-002	07/28/16	\$ 2,600,476	\$ -		
Clovis Unified	Fresno	Cedarwood Elementary	57/62117-00-051	08/02/16	\$ 1,213,249	\$ -		

SFP APPLICATIONS
 Modernization and Career Technical Education School Facilities Program
 - Workload as of March 31, 2018 -

District	County	Site Name	Application Number	OPSC Date Received	Estimated State Grant (a)	Financial Hardship (b)	CTEFP Requested Loan Amount	Notification Occurred**
Temple City Unified	Los Angeles	Temple City High	57/65052-00-011	08/02/16	\$ 12,286,483	\$ -		
Redondo Beach Unified	Los Angeles	Parras Middle	57/75341-00-023	08/02/16	\$ 2,277,716	\$ -		
Redondo Beach Unified	Los Angeles	Adams Middle	57/75341-00-024	08/02/16	\$ 989,484	\$ -		
Redondo Beach Unified	Los Angeles	Alta Vista Elementary	57/75341-00-025	08/02/16	\$ 412,032	\$ -		
San Juan Unified	Sacramento	Bella Vista High	57/67447-00-060	08/05/16	\$ 843,232	\$ -		
Panama-Buena Vista Union	Kern	Sing Lum Elementary	57/63362-00-005	08/15/16	\$ 3,498,119	\$ -		
Jurupa Unified	Riverside	Jurupa Unified	57/67090-00-008	08/18/16	\$ 2,553,407	\$ -		
Clovis Unified	Fresno	Gateway High	57/62117-00-052	08/19/16	\$ 179,130	\$ -		
Downey Unified	Los Angeles	Downey High	57/64451-00-028	08/24/16	\$ 9,094,046	\$ -		
Long Beach Unified	Los Angeles	Polytechnic High	57/64725-00-020	08/25/16	\$ 3,582,592	\$ -		
Laytonville Unified	Mendocino	Laytonville Elementary	57/73916-00-001	08/25/16	\$ 1,412,168	\$ -		
Colton Joint Unified	San Bernardino	Washington Alternative High	57/67686-00-022	08/26/16	\$ 749,615	\$ -		
Azusa Unified	Los Angeles	Center Middle	57/64279-00-017	09/06/16	\$ 1,149,748	\$ -		
Newport-Mesa Unified	Orange	Adams Elementary	57/66597-00-037	09/07/16	\$ 596,195	\$ -		
Newport-Mesa Unified	Orange	Sonora Elementary	57/66597-00-038	09/07/16	\$ 510,780	\$ -		
Newport-Mesa Unified	Orange	Paularino Elementary	57/66597-00-039	09/07/16	\$ 392,692	\$ -		
Desert Sands Unified	Riverside	Hoover (Herbert) Elementary	57/67058-00-018	09/08/16	\$ 374,940	\$ -		
Lincoln Unified	San Joaquin	Lincoln High	57/68569-00-015	09/14/16	\$ 2,007,010	\$ -		
Winters Joint Unified	Yolo	Winters Middle	57/72702-00-006	09/16/16	\$ 698,675	\$ -		
San Dieguito Union High	San Diego	Earl Warren Middle	57/68346-00-006	09/23/16	\$ 3,725,385	\$ -		
Natomas Unified	Sacramento	Leroy Greene Academy	57/75283-00-003	09/23/16	\$ 918,611	\$ -		
Newport-Mesa Unified	Orange	Early College High	57/66597-00-040	09/27/16	\$ 3,051,952	\$ -		
Corcoran Joint Unified	Kings	John C. Fremont Elementary	57/63891-00-009	09/30/16	\$ 2,037,856	\$ -		
Corcoran Joint Unified	Kings	Bret Hart Elementary	57/63891-00-010	09/30/16	\$ 278,912	\$ -		
Anaheim Union High	Orange	Katella High	57/66431-00-015	10/10/16	\$ 6,595,880	\$ -		
Stockton Unified	San Joaquin	Stockton Unified Early College Academy	57/68676-00-038	10/11/16	\$ 5,214,348	\$ -		
Long Beach Unified	Los Angeles	Renaissance High School for the Arts	57/64725-00-021	10/13/16	\$ 7,452,532	\$ -		
Pioneer Union Elementary	Kings	Pioneer Elementary	57/63990-00-003	10/26/16	\$ 1,894,686	\$ -		
Colton Joint Unified	San Bernardino	Colton High	57/67686-00-023	10/26/16	\$ 1,525,061	\$ -		
Sanger Unified	Fresno	Sanger Academy Charter	57/62414-00-017	10/28/16	\$ 725,853	\$ -		
Manteca Unified	San Joaquin	Golden West Elementary	57/68593-00-011	10/28/16	\$ 1,579,503	\$ -		
Manteca Unified	San Joaquin	Shasta Elementary	57/68593-00-012	10/28/16	\$ 1,532,202	\$ -		
Manteca Unified	San Joaquin	Lathrop Elementary	57/68593-00-013	10/28/16	\$ 3,749,688	\$ -		
Manteca Unified	San Joaquin	Sequoia Elementary	57/68593-00-014	10/28/16	\$ 3,529,162	\$ -		
Manteca Unified	San Joaquin	Lincoln Elementary	57/68593-00-015	10/28/16	\$ 2,754,052	\$ -		
Saddleback Valley Unified	Orange	Trabuco Mesa Elementary	57/73635-00-036	10/28/16	\$ 2,694,648	\$ -		
Saddleback Valley Unified	Orange	Cielo Vista Elementary	57/73635-00-037	10/28/16	\$ 3,555,938	\$ -		
San Ramon Valley Unified	Contra Costa	Walt Disney Elementary	57/61804-00-024	10/31/16	\$ 785,930	\$ -		
Clovis Unified	Fresno	Mountain View Elementary	57/62117-00-053	10/31/16	\$ 1,831,518	\$ -		
Ceres Unified	Stanislaus	Ceres High	57/71043-00-013	10/31/16	\$ 531,318	\$ -		
San Ramon Valley Unified	Contra Costa	Monte Vista High	57/61804-00-025	11/03/16	\$ 985,056	\$ -		
Saugus Union	Los Angeles	James Foster Elementary	57/64998-00-008	11/04/16	\$ 629,801	\$ -		
Saugus Union	Los Angeles	Charles Helmers Elementary	57/64998-00-009	11/04/16	\$ 3,152,965	\$ -		
Garden Grove Unified	Orange	Leo Carrillo Elementary	57/66522-00-075	11/04/16	\$ 494,934	\$ -		
Garden Grove Unified	Orange	Post Elementary	57/66522-00-076	11/04/16	\$ 637,489	\$ -		
Garden Grove Unified	Orange	Sarah McGarvin Intermediate	57/66522-00-077	11/04/16	\$ 287,838	\$ -		
Garden Grove Unified	Orange	Clinton-Mendenhall Elementary	57/66522-00-078	11/04/16	\$ 601,582	\$ -		
Garden Grove Unified	Orange	Edward Russell Elementary	57/66522-00-079	11/04/16	\$ 481,663	\$ -		

SFP APPLICATIONS
 Modernization and Career Technical Education School Facilities Program
 - Workload as of March 31, 2018 -

District	County	Site Name	Application Number	OPSC Date Received	Estimated State Grant (a)	Financial Hardship (b)	CTEFP Requested Loan Amount	Notification Occurred**
Garden Grove Unified	Orange	Garden Grove High	57/66522-00-080	11/04/16	\$ 1,933,679	\$ -		
Garden Grove Unified	Orange	Patton Elementary	57/66522-00-081	11/04/16	\$ 352,124	\$ -		
Garden Grove Unified	Orange	Louis Lake Intermediate	57/66522-00-082	11/04/16	\$ 285,627	\$ -		
Garden Grove Unified	Orange	Leroy L Doig Intermediate	57/66522-00-083	11/04/16	\$ 687,631	\$ -		
Garden Grove Unified	Orange	Dwight D Eisenhower Elementary	57/66522-00-084	11/04/16	\$ 1,061,123	\$ -		
Garden Grove Unified	Orange	Bolsa Grande High	57/66522-00-085	11/04/16	\$ 1,025,169	\$ -		
Sonora Elementary	Tuolumne	Sonora Elementary	57/72371-00-004	11/08/16	\$ 1,360,167	\$ -		
Sonora Elementary	Tuolumne	Sonora Elementary	57/72371-00-003	11/09/16	\$ 2,067,799	\$ -		
Rosemead Elementary	Los Angeles	Janson Elementary	57/64931-00-010	11/16/16	\$ 2,582,808	\$ -		
Rosemead Elementary	Los Angeles	Janson Elementary	57/64931-00-011	11/16/16	\$ 2,586,682	\$ -		
Rosemead Elementary	Los Angeles	Encinita Elementary	57/64931-00-012	11/16/16	\$ 1,556,508	\$ -		
Grossmont Union High	San Diego	Chaparral High	57/68130-00-025	11/17/16	\$ 2,162,636	\$ -		
Santa Paula Unified	Ventura	Renaissance High	57/76828-00-001	11/17/16	\$ 735,739	\$ -		
Azusa Unified	Los Angeles	Paramount Elementary	57/64279-00-018	11/18/16	\$ 2,861,302	\$ -		
Culver City Unified	Los Angeles	El Marino Elementary	57/64444-00-015	11/18/16	\$ 1,354,409	\$ -		
Duarte Unified	Los Angeles	Northview Intermediate	57/64469-00-011	11/22/16	\$ 3,232,275	\$ -		
Alvord Unified	Riverside	Norte Vista Hihh	57/66977-00-015	11/22/16	\$ 2,222,641	\$ -		
Traver Joint Elementary	Tulare	Traver Elementary	57/72223-00-002	11/22/16	\$ 105,143	\$ 70,096		
Saddleback Valley Unified	Orange	Mission Viejo High	57/73635-00-038	11/23/16	\$ 4,096,931	\$ -		
Saddleback Valley Unified	Orange	Trabuco Hills High	57/73635-00-039	11/29/16	\$ 2,199,511	\$ -		
Santa Barbara Unified	Santa Barbara	La Colina Junior High	57/76786-00-009	11/29/16	\$ 964,894	\$ -		
Princeton Joint Unified	Glenn	Princeton Junior-Senior High	57/62646-00-001	12/01/16	\$ 1,050,884	\$ -		
Princeton Joint Unified	Glenn	Princeton Elementary	57/62646-00-002	12/01/16	\$ 344,816	\$ -		
Placer Union High	Placer	Placer High	57/66894-00-010	12/01/16	\$ 3,190,203	\$ -		
Torrance Unified	Los Angeles	Torrance High	57/65060-00-035	12/06/16	\$ 4,209,195	\$ -		
Merced City Elementary	Merced	Hoover Middle	57/65771-00-012	12/07/16	\$ 3,805,712	\$ -		
Stockton Unified	San Joaquin	Edison Senior High	57/68676-00-039	12/07/16	\$ 16,101,918	\$ -		
Newport-Mesa Unified	Orange	Corona Del Mar High	57/66597-00-041	12/12/16	\$ 5,555,425	\$ -		
Palm Springs Unified	Riverside	Raymond Cree Middle	57/67173-00-010	12/12/16	\$ 588,722	\$ -		
Franklin-McKinley Elementary	Santa Clara	Franklin Elementary	57/69450-00-010	12/14/16	\$ 2,358,216	\$ -		
Placer Union High	Placer	Del Oro High	57/66894-00-011	12/15/16	\$ 2,787,304	\$ -		
Garden Grove Unified	Orange	Marie Hare Continuation High	57/66522-00-086	12/21/16	\$ 894,001	\$ -		
Moreno Valley Unified	Riverside	Edgemont Elementary	57/67124-00-009	12/23/16	\$ 1,059,890	\$ -		
Moreno Valley Unified	Riverside	Moreno Valley High	57/67124-00-010	12/23/16	\$ 1,667,764	\$ -		
Alvord Unified	Riverside	Crista S. McAuliffe Elementary	57/66977-00-016	12/28/16	\$ 840,231	\$ -		
Alvord Unified	Riverside	La Sierra High	57/66977-00-017	12/28/16	\$ 2,715,598	\$ -		
Alvord Unified	Riverside	Foothill Elementary	57/66977-00-018	12/28/16	\$ 1,508,459	\$ -		
Jurupa Unified	Riverside	Peralta Elementary	57/67090-00-009	12/29/16	\$ 690,106	\$ -		
Folsom-Cordova Unified	Sacramento	Sundahl (Carl H.) Elementary	57/67330-21-005	01/06/17	\$ 1,900,623	\$ -		
Woodville Elementary	Tulare	Woodville Elementary	57/72298-00-002	01/06/17	\$ 173,771	\$ 115,847		
Lancaster Elementary	Los Angeles	Joshua Elementary	57/64667-00-008	01/11/17	\$ 1,514,346	\$ -		
Hollister Elementary	San Benito	Cerra Vista Elementary	57/67470-00-001	01/11/17	\$ 1,097,653	\$ -		
Hollister Elementary	San Benito	Calaveras Elementary	57/67470-00-002	01/11/17	\$ 1,120,146	\$ -		
Torrance Unified	Los Angeles	North High	57/65060-00-036	01/12/17	\$ 2,283,123	\$ -		
Corcoran Joint Unified	Kings	John Muir Middle	57/63891-00-011	01/13/17	\$ 2,251,630	\$ -		
Merced City Elementary	Merced	Chenoweth Elementary	57/65771-00-013	01/17/17	\$ 1,341,801	\$ -		
Merced City Elementary	Merced	Chenoweth Elementary	57/65771-00-014	01/17/17	\$ 667,044	\$ -		
Rincon Valley Unioin Elementary	Sonoma	Binkley Elementary	57/70896-00-009	01/17/17	\$ 1,397,839	\$ -		

SFP APPLICATIONS
 Modernization and Career Technical Education School Facilities Program
 - Workload as of March 31, 2018 -

District	County	Site Name	Application Number	OPSC Date Received	Estimated State Grant (a)	Financial Hardship (b)	CTEFP Requested Loan Amount	Notification Occurred**
Rincon Valley Unioin Elementary	Sonoma	Madrone Elementary	57/70896-00-010	01/17/17	\$ 592,830	\$ -		
Colton Joint Unified	San Bernardino	Bloomington High	57/67686-00-024	01/18/17	\$ 1,674,492	\$ -		
Pacific Elementary	Santa Cruz	Pacific Elementary	57/69781-00-001	01/20/17	\$ 47,565	\$ 31,710		
Westside Union Elementary	Los Angeles	Cottonwood Elementary	57/65102-00-004	01/24/17	\$ 2,226,796	\$ -		
Gridley Unified	Butte	Sycamore Middle	57/75507-00-001	01/24/17	\$ 669,187	\$ -		
Gridley Unified	Butte	Sycamore Middle	57/75507-00-002	01/24/17	\$ 662,920	\$ -		
Gridley Unified	Butte	Wilson Elementary	57/75507-00-003	01/24/17	\$ 995,603	\$ -		
Gridley Unified	Butte	Wilson Elementary	57/75507-00-004	01/24/17	\$ 892,537	\$ -		
Gridley Unified	Butte	McKinley Elementary	57/75507-00-005	01/24/17	\$ 1,397,840	\$ -		
Pollock Pines Elementary	El Dorado	Pinewood Elementary	57/61960-00-001	01/25/17	\$ 1,147,329	\$ -		
Pollock Pines Elementary	El Dorado	Sierra Ridge Middle	57/61960-00-002	01/25/17	\$ 1,339,531	\$ -		
Atascadero Unified	San Luis Obispo	Santa Rosa Academy	57/68700-00-004	01/25/17	\$ 3,603,262	\$ -		
Arvin Union Elementary	Kern	Haven Drive Middle	57/63313-00-001	01/26/17	\$ 1,572,811	\$ -		
Pixley Union Elementary	Tulare	Pixley Union Elementary	57/72041-00-001	01/26/17	\$ 3,570,061	\$ 2,380,041		
Atascadero Unified	San Luis Obispo	San Gabriel Elementary	57/68700-00-005	02/01/17	\$ 2,680,991	\$ -		
San Carlos Elementary	San Mateo	Tierra Linda Middle	57/69021-00-011	02/01/17	\$ 4,135,922	\$ -		
Jurupa Unified	Riverside	Ina Arbuckle Elementary	57/67090-00-010	02/03/17	\$ 2,565,897	\$ -		
San Juan Unified	Sacramento	Citrus Heights Elementary	57/67447-00-061	02/03/17	\$ 310,415	\$ -		
Corcoran Joint Unified	Kings	Mark Twain Elementary	57/63891-00-012	02/07/17	\$ 2,019,861	\$ -		
Newcastle Elementary	Placer	Newcastle Elementary	57/66852-00-002	02/07/17	\$ 80,508	\$ 53,672		
Grossmont Union High	San Diego	El Capitan High	57/68130-00-026	02/07/17	\$ 242,388	\$ -		
Tahoe-Truckee Joint Unified	Placer	Kings Beach Elementary	57/66944-00-011	02/13/17	\$ 1,044,412	\$ -		
Tahoe-Truckee Joint Unified	Placer	Glenshire Elementary	57/66944-00-013	02/13/17	\$ 1,042,848	\$ -		
Tracy Unified	San Joaquin	South West Park Elementary	57/75499-00-011	02/14/17	\$ 2,659,552	\$ -		
Azusa Unified	Los Angeles	Center Middle	57/64279-00-019	02/15/17	\$ 3,296,598	\$ -		
Alameda Unified	Alameda	Alameda High	57/61119-01-001	02/23/17	\$ 1,679,127	\$ -		
Banta Elementary	San Joaquin	Banta Elementary	57/68486-00-002	02/23/17	\$ 80,632	\$ 53,755		
Sequoia Union Elementary	Tulare	Sequoia Elementary	57/72116-00-002	02/24/17	\$ 168,807	\$ 112,538		
Jurupa Unified	Riverside	Jurupa Valley High	57/67090-00-011	02/27/17	\$ 1,595,262	\$ -		
San Juan Unified	Sacramento	Bella Vista High	57/67447-00-062	02/27/17	\$ 741,237	\$ -		
Southern Humboldt Joint Unified	Humboldt	South Fork High	57/63040-00-001	03/03/17	\$ 2,114,533	\$ -		
Atascadero Unified	San Luis Obispo	Atascadero Junior High	57/68700-00-006	03/03/17	\$ 5,164,441	\$ -		
Desert Sands Unified	Riverside	La Quinta Middle	57/67058-00-019	03/06/17	\$ 2,566,440	\$ -		
Palm Springs Unified	Riverside	Agua Caliente Elementary	57/67173-00-011	03/07/17	\$ 1,179,108	\$ -		
Sierra Sands Unified	Kern	Burroughs High	57/73742-00-009	03/07/17	\$ 8,093,864	\$ 5,395,909		
San Ramon Valley Unified	Contra Costa	Bollinger Canyon Elementary	57/61804-00-026	03/13/17	\$ 502,912	\$ -		
San Ramon Valley Unified	Contra Costa	Los Cerros Middle	57/61804-00-027	03/13/17	\$ 1,001,109	\$ -		
Sierra Sands Unified	Kern	Murray Middle	57/73742-00-010	03/13/17	\$ 4,810,926	\$ 3,207,284		
Azusa Unified	Los Angeles	Slauson Middle	57/64279-00-020	03/15/17	\$ 4,694,932	\$ -		
San Ramon Valley Unified	Contra Costa	Pine Valley Middle	57/61804-00-028	03/16/17	\$ 858,187	\$ -		
San Ramon Valley Unified	Contra Costa	Tassajara Hills Elementary	57/61804-00-029	03/16/17	\$ 670,550	\$ -		
Dinuba Unified	Tulare	Dinuba High	57/75531-00-013	03/16/17	\$ 840,068	\$ 560,046		
Dinuba Unified	Tulare	Jefferson Elementary	57/75531-00-014	03/16/17	\$ 190,260	\$ 126,840		
Dinuba Unified	Tulare	Lincoln Elementary	57/75531-00-015	03/16/17	\$ 100,240	\$ 66,827		
Torrance Unified	Los Angeles	Calle Mayor Middle School	57/65060-00-037	03/22/17	\$ 1,326,473	\$ -		
Downey Unified	Los Angeles	Stauffer Middle	57/64451-00-029	03/23/17	\$ 7,237,121	\$ -		
Central Elementary	San Bernardino	Dona Merced Elementary	57/67645-00-006	03/28/17	\$ 700,193	\$ -		
Central Elementary	San Bernardino	Bear Gulch Elementary	57/67645-00-007	03/28/17	\$ 826,805	\$ -		

SFP APPLICATIONS
 Modernization and Career Technical Education School Facilities Program
 - Workload as of March 31, 2018 -

District	County	Site Name	Application Number	OPSC Date Received	Estimated State Grant (a)	Financial Hardship (b)	CTEFP Requested Loan Amount	Notification Occurred**
Clovis Unified	Fresno	Red Bank Elementary	57/62117-00-055	04/04/17	\$ 3,090,137	\$ -		
Twin Rivers Unified	Sacramento	Frontier Elementary	57/76505-00-042	04/05/17	\$ 798,413	\$ -		
Twin Rivers Unified	Sacramento	Castori Elementary	57/76505-00-043	04/05/17	\$ 625,660	\$ -		
Twin Rivers Unified	Sacramento	Northwood Elementary	57/76505-00-044	04/05/17	\$ 676,898	\$ -		
Potter Valley Community Unified	Mendocino	Potter Valley High	57/73866-00-001	04/07/17	\$ 1,812,691	\$ -		
Scotts Valley Unified	Santa Cruz	Scotts Valley Middle	57/75432-00-002	04/20/17	\$ 4,228,965	\$ -		
Central Elementary	San Bernardino	Central Elementary	57/67645-00-008	04/24/17	\$ 809,201	\$ -		
Menlo Park City Elementary	San Mateo	Laurel Elementary	57/68965-00-006	04/24/17	\$ 1,812,907	\$ -		
Fullerton Joint Union High	Orange	Sunny Hills High	57/66514-00-016	04/26/17	\$ 2,230,396	\$ -		
San Francisco Unified	San Francisco	Redding Elementary	57/68478-79-004	04/26/17	\$ 1,649,358	\$ -		
San Benito High	San Benito	San Benito High	57/67538-00-002	04/27/17	\$ 1,033,724	\$ -		
San Benito High	San Benito	San Benito High	57/67538-00-003	04/27/17	\$ 3,781,733	\$ -		
San Benito High	San Benito	San Benito High	57/67538-00-004	04/27/17	\$ 797,124	\$ -		
Snowline Joint Unified	San Bernardino	Pinon Hills Elementary	57/73957-00-001	05/01/17	\$ 307,916	\$ 205,278		
Snowline Joint Unified	San Bernardino	Serrano High	57/73957-00-002	05/01/17	\$ 1,802,099	\$ 1,201,400		
Snowline Joint Unified	San Bernardino	Baldy Elementary	57/73957-00-003	05/01/17	\$ 542,518	\$ 361,679		
Snowline Joint Unified	San Bernardino	Chaparral Continuation High	57/73957-00-004	05/01/17	\$ 126,468	\$ 84,312		
Snowline Joint Unified	San Bernardino	Phelan Elementary	57/73957-00-005	05/01/17	\$ 390,288	\$ 260,192		
Snowline Joint Unified	San Bernardino	Quail Valley Middle	57/73957-00-006	05/01/17	\$ 235,451	\$ 156,967		
Snowline Joint Unified	San Bernardino	Wrightwood Elementary	57/73957-00-007	05/01/17	\$ 258,119	\$ 172,080		
Snowline Joint Unified	San Bernardino	Pinon Mesa Middle	57/73957-00-008	05/01/17	\$ 515,478	\$ 343,652		
Escalon Unified	San Joaquin	Escalon High	57/68502-00-003	05/04/17	\$ 195,585	\$ -		
Taft City Elementary	Kern	Lincoln Junior High	57/63800-00-007	05/09/17	\$ 3,922,144	\$ -		
Konocti Unified	Lake	Lower Lake High	57/64022-00-010	05/09/17	\$ 759,579	\$ -		
Konocti Unified	Lake	Lower Lake Elementary	57/64022-00-011	05/09/17	\$ 702,458	\$ -		
Kern High	Kern	Foothill High	57/63529-00-011	05/17/17	\$ 1,668,200	\$ -		
Pomona Unified	Los Angeles	Fremont Academy	57/64907-00-031	05/23/17	\$ 190,358	\$ -		
San Jacinto Unified	Riverside	De Anza Elementary	57/67249-00-006	05/23/17	\$ 2,730,216	\$ -		
San Jacinto Unified	Riverside	Park Hill	57/67249-00-007	05/23/17	\$ 2,557,969	\$ -		
San Ramon Valley Unified	Contra Costa	Iron Horse Middle	57/61804-00-030	05/26/17	\$ 903,361	\$ -		
Whittier City Elementary	Los Angeles	Dexter Middle	57/65110-00-013	06/02/17	\$ 5,030,095	\$ -		
Los Angeles Unified	Los Angeles	Drew (Charles) Middle	57/64733-00-600	06/06/17	\$ 4,199,849	\$ -		
Los Angeles Unified	Los Angeles	Kittridge Elementary	57/64733-00-601	06/06/17	\$ 1,095,503	\$ -		
Los Angeles Unified	Los Angeles	Hamasaki (Riggin) Elementary	57/64733-00-602	06/06/17	\$ 1,287,581	\$ -		
Los Angeles Unified	Los Angeles	Loyola Village Elementary	57/64733-00-603	06/06/17	\$ 1,649,253	\$ -		
Los Angeles Unified	Los Angeles	Graham Elementary	57/64733-00-610	06/06/17	\$ 3,852,882	\$ -		
Los Angeles Unified	Los Angeles	Tenth Street Elementary	57/64733-00-611	06/06/17	\$ 3,555,182	\$ -		
Los Angeles Unified	Los Angeles	Belmont Senior High	57/64733-11-013	06/06/17	\$ 1,992,944	\$ -		
Los Angeles Unified	Los Angeles	Loreto Street Elementary	57/64733-00-604	06/12/17	\$ 969,228	\$ -		
Los Angeles Unified	Los Angeles	West Vernon Avenue Elementary	57/64733-00-605	06/12/17	\$ 3,129,659	\$ -		
Los Angeles Unified	Los Angeles	Alphonso B Perez Special Education Center	57/64733-00-606	06/12/17	\$ 2,182,080	\$ -		
Los Angeles Unified	Los Angeles	Loren Miller Elementary	57/64733-00-607	06/12/17	\$ 2,062,559	\$ -		
Los Angeles Unified	Los Angeles	Marvin Elementary	57/64733-00-608	06/12/17	\$ 1,761,910	\$ -		
Los Angeles Unified	Los Angeles	Fairfax Senior High	57/64733-00-609	06/12/17	\$ 2,391,709	\$ -		
Cucamonga Elementary	San Bernardino	The Ontario Center	57/67694-00-004	06/15/17	\$ 2,691,763	\$ -		
Ackerman Elementary	Placer	Bowman Elementary	57/66761-00-004	06/16/17	\$ 2,019,694	\$ -		
Ceres Unified	Stanislaus	Ceres High	57/71043-00-014	06/19/17	\$ 1,693,230	\$ -		
Los Angeles Unified	Los Angeles	Burton Street Elementary	57/64733-00-612	06/20/17	\$ 2,776,042	\$ -		

SFP APPLICATIONS
 Modernization and Career Technical Education School Facilities Program
 - Workload as of March 31, 2018 -

District	County	Site Name	Application Number	OPSC Date Received	Estimated State Grant (a)	Financial Hardship (b)	CTEFP Requested Loan Amount	Notification Occurred**
Los Angeles Unified	Los Angeles	State Street Elementary	57/64733-00-613	06/20/17	\$ 2,176,320	\$ -		
Los Angeles Unified	Los Angeles	Sherman Oaks Center for Enriched Studies	57/64733-00-614	06/20/17	\$ 2,125,578	\$ -		
Los Angeles Unified	Los Angeles	Parthenia Street Elementary	57/64733-00-615	06/20/17	\$ 2,387,217	\$ -		
Los Angeles Unified	Los Angeles	James Monroe High	57/64733-00-616	06/20/17	\$ 1,784,276	\$ -		
Los Angeles Unified	Los Angeles	Robert Louis Stevenson Middle	57/64733-05-017	06/20/17	\$ 1,225,590	\$ -		
Los Angeles Unified	Los Angeles	Montague Charter Academy	57/64733-38-023	06/20/17	\$ 1,849,493	\$ -		
Twin Rivers Unified	Sacramento	Foothill High	57/76505-00-045	06/21/17	\$ 215,624	\$ -		
Twin Rivers Unified	Sacramento	Sierra View Elementary	57/76505-00-046	06/21/17	\$ 645,285	\$ -		
Twin Rivers Unified	Sacramento	Woodlake Elementary	57/76505-00-047	06/21/17	\$ 936,133	\$ -		
Twin Rivers Unified	Sacramento	Orchard Elementary	57/76505-00-048	06/21/17	\$ 677,836	\$ -		
Twin Rivers Unified	Sacramento	Pioneer Elementary	57/76505-00-049	06/21/17	\$ 666,093	\$ -		
Twin Rivers Unified	Sacramento	D. W. Babcock Elementary	57/76505-02-001	06/21/17	\$ 12,100	\$ -		
Twin Rivers Unified	Sacramento	Hazel Strauch Elementary	57/76505-02-002	06/21/17	\$ 953,771	\$ -		
Twin Rivers Unified	Sacramento	Hagginwood Elementary	57/76505-02-003	06/21/17	\$ 477,469	\$ -		
Fullerton Joint Union High	Orange	Troy High	57/66514-00-017	06/22/17	\$ 3,425,704	\$ -		
Jurupa Unified	Riverside	Rubidoux High	57/67090-00-012	06/22/17	\$ 4,876,717	\$ -		
San Ramon Valley Unified	Contra Costa	Charlotte Wood Middle	57/61804-00-031	06/29/17	\$ 1,162,640	\$ -		
Los Angeles Unified	Los Angeles	Elizabeth Learning Center	57/64733-00-617	07/06/17	\$ 1,635,587	\$ -		
Los Angeles Unified	Los Angeles	Sylmar Senior High	57/64733-00-618	07/06/17	\$ 3,027,167	\$ -		
Los Angeles Unified	Los Angeles	Griffith Middle	57/64733-00-619	07/06/17	\$ 3,023,576	\$ -		
Chaffey Joint Union High	San Bernardino	Rancho Cucamonga High	57/67652-00-004	07/12/17	\$ 9,398,565	\$ -		
Gustine Unified	Stanislaus	Gustine High	57/73619-00-005	07/13/17	\$ 1,279,608	\$ -		
Brawley Elementary	Imperial	Barbara Worth Junior High	57/63073-00-003	07/14/17	\$ 1,076,419	\$ -		
Chaffey Joint Union High	San Bernardino	Etiwanda High	57/67652-00-005	07/14/17	\$ 19,425,446	\$ -		
La Habra City Elementary	Orange	Walnut Elementary	57/66563-00-009	07/17/17	\$ 2,669,971	\$ -		
Lincoln Unified	San Joaquin	Claudia Landeen Elementary	57/68569-00-016	07/17/17	\$ 1,012,180	\$ -		
Lincoln Unified	San Joaquin	Lincoln Elementary	57/68569-00-017	07/17/17	\$ 798,973	\$ -		
Los Angeles Unified	Los Angeles	Hoover Street Elementary	57/64733-00-620	07/18/17	\$ 2,493,434	\$ -		
Los Angeles Unified	Los Angeles	Griffin Avenue Elementary	57/64733-00-621	07/18/17	\$ 1,748,486	\$ -		
Los Angeles Unified	Los Angeles	El Sereno Middle	57/64733-34-016	07/18/17	\$ 467,371	\$ -		
Los Angeles Unified	Los Angeles	Reseda High	57/64733-39-008	07/18/17	\$ 1,622,731	\$ -		
Central Union High	Imperial	Southwest High	57/63115-00-003	07/25/17	\$ 2,983,443	\$ -		
Los Angeles Unified	Los Angeles	Kennedy (John F.) High	57/64733-00-622	07/25/17	\$ 1,378,141	\$ -		
Los Angeles Unified	Los Angeles	Hale Charter School Academy	57/64733-00-623	07/25/17	\$ 4,231,576	\$ -		
Los Angeles Unified	Los Angeles	Dana (Richard Henry) Middle	57/64733-20-019	07/25/17	\$ 1,049,442	\$ -		
Larkspur Elementary	Marin	Hall Middle	57/65367-00-006	07/26/17	\$ 855,664	\$ -		
Santa Paula Unified	Ventura	McKevev Elementary	57/76828-00-002	07/26/17	\$ 1,300,289	\$ -		
Torrance Unified	Los Angeles	Bert M. Lynn Middle	57/65060-00-038	07/28/17	\$ 741,833	\$ -		
Torrance Unified	Los Angeles	Edison Elementary	57/65060-00-039	07/28/17	\$ 326,165	\$ -		
Torrance Unified	Los Angeles	Evelyn Carr Elementary	57/65060-00-040	07/28/17	\$ 73,359	\$ -		
Torrance Unified	Los Angeles	Casimir Middle	57/65060-00-041	07/28/17	\$ 274,729	\$ -		
Torrance Unified	Los Angeles	Jefferson Middle	57/65060-00-042	07/28/17	\$ 811,892	\$ -		
Temecula Valley Unified	Riverside	Temecula Elementary	57/75192-00-008	07/28/17	\$ 712,375	\$ -		
Twin Rivers Unified	Sacramento	Noralto Elementary	57/76505-00-050	07/28/17	\$ 912,660	\$ -		
Torrance Unified	Los Angeles	Riviera Elementary	57/65060-00-043	07/31/17	\$ 522,319	\$ -		
Los Angeles Unified	Los Angeles	White Point Elementary	57/64733-00-624	08/01/17	\$ 1,863,739	\$ -		
Placer Union High	Placer	Placer High	57/66894-00-012	08/01/17	\$ 464,452	\$ -		
Torrance Unified	Los Angeles	Towers Elementary	57/65060-00-044	08/02/17	\$ 654,453	\$ -		

SFP APPLICATIONS
 Modernization and Career Technical Education School Facilities Program
 - Workload as of March 31, 2018 -

District	County	Site Name	Application Number	OPSC Date Received	Estimated State Grant (a)	Financial Hardship (b)	CTEFP Requested Loan Amount	Notification Occurred**
Sequoia Union High	San Mateo	Redwood High	57/69062-00-037	08/03/17	\$ 560,989	\$ -		
Los Angeles Unified	Los Angeles	Chatsworth Senior High	57/64733-00-625	08/08/17	\$ 1,777,658	\$ -		
Los Angeles Unified	Los Angeles	Leland Street Elementary	57/64733-00-626	08/08/17	\$ 811,630	\$ -		
Los Angeles Unified	Los Angeles	Van Nuys Elementary	57/64733-00-627	08/08/17	\$ 2,651,877	\$ -		
Los Angeles Unified	Los Angeles	Stagg Street Elementary	57/64733-00-628	08/08/17	\$ 1,593,293	\$ -		
Azusa Unified	Los Angeles	Henry Dalton Elementary	57/64279-00-021	08/11/17	\$ 2,870,170	\$ -		
Porterville Unified	Tulare	Porterville High	57/75523-00-015	08/11/17	\$ 6,176,901	\$ -		
Porterville Unified	Tulare	Monache High	57/75523-00-016	08/11/17	\$ 3,199,635	\$ -		
Larkspur Elementary	Marin	Neil Cummins Elementary	57/65367-00-007	08/14/17	\$ 754,398	\$ -		
Rincon Valley Union Elementary	Sonoma	Village Elementary Charter	57/70896-00-011	08/14/17	\$ 1,634,597	\$ -		
Los Angeles Unified	Los Angeles	Coldwater Canyon Elementary	57/64733-00-629	08/16/17	\$ 2,719,964	\$ -		
Los Angeles Unified	Los Angeles	San Fernando Senior High	57/64733-73-005	08/16/17	\$ 4,443,145	\$ -		
Escondido Union	San Diego	Quantum Academy	57/68098-00-013	08/16/17	\$ 985,189	\$ -		
Merced River Union Elementary	Merced	Washington Elementary	57/73726-00-001	08/17/17	\$ 112,778	\$ 75,186		
McSwain Union Elementary	Merced	McSwain Elementary	57/65763-00-003	08/18/17	\$ 161,469	\$ 107,646		
Natomas Unified	Sacramento	Natomas Pacific Pathways Prep Middle	57/75283-00-004	08/18/17	\$ 2,479,644	\$ -		
Caruthers Unified	Fresno	Caruthers High	57/75598-00-003	08/21/17	\$ 2,758,739	\$ -		
Burbank Unified	Los Angeles	Thomas Jefferson Elementary	57/64337-00-018	08/22/17	\$ 138,270	\$ -		
Irvine Unified	Orange	Santiago Hills Elementary	57/73650-00-021	08/23/17	\$ 335,448	\$ -		
Irvine Unified	Orange	College Park Elementary	57/73650-00-022	08/23/17	\$ 470,630	\$ -		
Irvine Unified	Orange	Culverdale Elementary	57/73650-00-023	08/23/17	\$ 597,498	\$ -		
Washington Unified	Fresno	West Fresno Elementary	57/76778-00-004	08/29/17	\$ 688,283	\$ -		
Los Angeles Unified	Los Angeles	Markham (Edwin) Middle	57/64733-00-630	08/30/17	\$ 1,804,655	\$ -		
Los Angeles Unified	Los Angeles	Bell Senior High	57/64733-00-631	08/30/17	\$ 2,084,470	\$ -		
Sacramento City Unified	Sacramento	Kit Carson Middle	57/67439-00-075	08/30/17	\$ 38,707	\$ -		
Rincon Valley Union Elementary	Sonoma	Matanzas Elementary	57/70896-00-012	08/31/17	\$ 666,550	\$ -		
Central Union Elementary	Kings	Akers Elementary	57/63883-00-001	09/01/17	\$ 434,796	\$ 289,864		
Torrance Unified	Los Angeles	West High	57/65060-00-045	09/01/17	\$ 3,338,116	\$ -		
Palo Verde Union Elementary	Tulare	Palo Verde Elementary	57/72033-00-002	09/01/17	\$ 30,247	\$ 20,164		
Twin Rivers Unified	Sacramento	Kohler Elementary	57/76505-00-051	09/05/17	\$ 385,233	\$ -		
North Monterey County Unified	Monterey	North Monterey County High	57/73825-00-010	09/07/17	\$ 3,519,183	\$ -		
Sweetwater Union High	San Diego	Sweetwater High	57/68411-00-043	09/08/17	\$ 3,597,141	\$ -		
Sweetwater Union High	San Diego	Hilltop Middle	57/68411-00-044	09/08/17	\$ 1,611,256	\$ -		
Sweetwater Union High	San Diego	Chula Vista Senior High	57/68411-00-045	09/08/17	\$ 3,194,421	\$ -		
Sweetwater Union High	San Diego	Mar Vista Middle	57/68411-00-046	09/08/17	\$ 1,406,447	\$ -		
Sweetwater Union High	San Diego	Mar Vista Senior High	57/68411-00-047	09/08/17	\$ 2,037,649	\$ -		
Sweetwater Union High	San Diego	Castle Park Senior High	57/68411-00-048	09/08/17	\$ 2,157,524	\$ -		
Twin Rivers Unified	Sacramento	Woodridge Elementary	57/76505-00-052	09/08/17	\$ 573,298	\$ -		
Twin Rivers Unified	Sacramento	Pacific Career and Technology High	57/76505-00-053	09/08/17	\$ 2,323,049	\$ -		
Twin Rivers Unified	Sacramento	Grant Union High	57/76505-00-054	09/08/17	\$ 1,915,763	\$ -		
Los Angeles Unified	Los Angeles	Robert Frost Middle	57/64733-00-632	09/13/17	\$ 5,038,547	\$ -		
Los Angeles Unified	Los Angeles	Hart Street Elementary	57/64733-00-633	09/13/17	\$ 676,654	\$ -		
Los Angeles Unified	Los Angeles	Alta Loma Elementary	57/64733-10-003	09/13/17	\$ 820,154	\$ -		
Escondido Union	San Diego	Mission Middle	57/68098-00-014	09/14/17	\$ 3,201,633	\$ -		
Weaver Union	Merced	Weaver Middle	57/65862-00-002	09/15/17	\$ 2,210,240	\$ -		
Los Angeles Unified	Los Angeles	Capistrano Avenue Elementary	57/64733-00-634	09/20/17	\$ 1,204,765	\$ -		
Newport-Mesa Unified	Orange	Roy O. Andersen Elementary	57/66597-00-042	09/20/17	\$ 255,268	\$ -		
Burbank Unified	Los Angeles	Bret Harte Elementary	57/64337-00-019	09/21/17	\$ 138,270	\$ -		

SFP APPLICATIONS
 Modernization and Career Technical Education School Facilities Program
 - Workload as of March 31, 2018 -

District	County	Site Name	Application Number	OPSC Date Received	Estimated State Grant (a)	Financial Hardship (b)	CTEFP Requested Loan Amount	Notification Occurred**
Victor Elementary	San Bernardino	Village Elementary	57/67918-00-006	09/25/17	\$ 871,723	\$ -		
Victor Elementary	San Bernardino	Mojave Vista Elementary	57/67918-00-007	09/25/17	\$ 904,696	\$ -		
Yreka Union High	Siskiyou	Yreka High	57/70516-00-003	09/25/17	\$ 750,864	\$ 500,576		
Maple Elementary	Kern	Maple Elementary	57/63610-00-003	09/29/17	\$ 1,658,089	\$ 1,105,393		
Norwalk-La Mirada Unified	Los Angeles	John H. Glenn High	57/64840-00-027	10/04/17	\$ 1,520,177	\$ -		
Norwalk-La Mirada Unified	Los Angeles	Corvallis Middle	57/64840-00-028	10/06/17	\$ 1,587,197	\$ -		
Norwalk-La Mirada Unified	Los Angeles	Reginald M. Benton Middle	57/64840-00-029	10/06/17	\$ 784,751	\$ -		
Los Angeles Unified	Los Angeles	Emelita Street Elementary	57/64733-00-635	10/11/17	\$ 1,075,775	\$ -		
Escondido Union	San Diego	Orange Glen Elementary	57/68098-00-015	10/12/17	\$ 2,211,945	\$ -		
Firebaugh-Las Deltas Joint Unified	Fresno	Arthur E. Mills Intermediate	57/73809-00-005	10/12/17	\$ 937,217	\$ -		
Cutler-Orosi Joint Unified	Tulare	Orosi High	57/71860-00-009	10/16/17	\$ 505,872	\$ 337,248		
Burbank Unified	Los Angeles	R. L. Stevenson Elementary	57/64337-00-020	10/17/17	\$ 605,944	\$ -		
Los Angeles Unified	Los Angeles	Palms Middle	57/64733-00-636	10/17/17	\$ 3,047,951	\$ -		
Southern Humboldt Joint Unified	Humboldt	Redway Elementary	57/63040-00-002	10/18/17	\$ 1,701,739	\$ -		
Newhall Elementary	Los Angeles	Peachland Avenue Elementary	57/64832-00-005	10/19/17	\$ 1,460,819	\$ -		
Columbia Elementary	Shasta	Columbia Elementary	57/69948-00-002	10/20/17	\$ 2,262,817	\$ -		
Los Angeles Unified	Los Angeles	Broadous Elementary	57/64733-00-637	10/25/17	\$ 713,401	\$ -		
Anaheim Union High	Orange	Anaheim High	57/66431-00-016	10/25/17	\$ 6,422,590	\$ -		
Anaheim Union High	Orange	Cypress High	57/66431-00-017	10/25/17	\$ 3,942,420	\$ -		
West Contra Costa Unified	Contra Costa	El Cerrito Senior High	58/61796-00-011*	10/25/17	\$ 204,935	\$ -		
Downey Unified	Los Angeles	Rio Hondo Elementary	57/64451-00-030	10/27/17	\$ 1,879,657	\$ -		
San Marcos Unified	San Diego	Alvin M. Dunn Elementary	57/73791-00-006	10/31/17	\$ 749,808	\$ -		
Los Angeles Unified	Los Angeles	Olive Vista Middle	57/64733-00-638	11/01/17	\$ 6,669,152	\$ -		
San Benito High	San Benito	San Benito High	57/67538-00-005	11/01/17	\$ 8,893,601	\$ -		
Los Angeles Unified	Los Angeles	Olive Vista Middle	58/64733-00-002*	11/01/17	\$ 3,161,017	\$ -		
San Benito High	San Benito	San Benito High	57/67538-00-006	11/03/17	\$ 11,291,330	\$ -		
San Marcos Unified	San Diego	Alvin M. Dunn Elementary	57/73791-00-007	11/03/17	\$ 2,716,054	\$ -		
Jurupa Unified	Riverside	Mission Bell Elementary	57/67090-00-013	11/09/17	\$ 1,435,563	\$ -		
Chaffey Joint Union High	San Bernardino	Chaffey High	57/67652-00-006	11/09/17	\$ 21,161,925	\$ -		
Armona Union Elementary	Kings	Armona Elementary	57/63875-00-002	11/13/17	\$ 366,389	\$ 244,260		
Romoland Elementary	Riverside	Romoland Elementary	57/67231-00-002	11/14/17	\$ 2,021,328	\$ -		
Visalia Unified	Tulare	Mineral King Elementary	57/72256-00-022	11/16/17	\$ 4,085,803	\$ -		
Muroc Joint Unified	Kern	Bailey Avenue Elementary	57/63685-00-009	11/22/17	\$ 348,035	\$ 232,023		
Elk Grove Unified	Sacramento	Franklin High	57/67314-00-020	11/28/17	\$ 1,131,367	\$ -		
San Jacinto Unified	Riverside	San Jacinto High	57/67249-00-008	11/29/17	\$ 2,089,406	\$ -		
Corona-Norco Unified	Riverside	Centennial High	57/67033-00-017	11/30/17	\$ 1,344,548	\$ -		
Fullerton Joint Union High	Orange	Fullerton Union High	57/66514-00-018	12/01/17	\$ 981,045	\$ -		
Millville Elementary	Shasta	Millville Elementary	57/70052-00-003	12/04/17	\$ 678,155	\$ 452,103		
Los Angeles Unified	Los Angeles	La Salle Avenue Elementary	57/64733-00-639	12/05/17	\$ 3,367,284	\$ -		
Elk Grove Unified	Sacramento	Laguna Creek High	57/67314-00-021	12/05/17	\$ 3,491,746	\$ -		
Buena Park Elementary	Orange	Buena Park Junior High	57/66456-00-008	12/07/17	\$ 2,068,018	\$ -		
Buena Park Elementary	Orange	Carl E. Gilbert Elementary	57/66456-00-009	12/07/17	\$ 1,114,370	\$ -		
Buena Park Elementary	Orange	James A. Whitaker Elementary	57/66456-00-010	12/07/17	\$ 1,570,372	\$ -		
Buena Park Elementary	Orange	Charles G. Emery Elementary	57/66456-00-011	12/07/17	\$ 997,188	\$ -		
Buena Park Elementary	Orange	Mabel L. Pendleton Elementary	57/66456-00-012	12/07/17	\$ 1,104,993	\$ -		
Centralia Elementary	Orange	Centralia Elementary	57/66472-00-010	12/07/17	\$ 1,644,013	\$ -		
San Bernardino City Unified	San Bernardino	Muscoy Elementary	57/67876-00-106	12/07/17	\$ 509,155	\$ -		
San Ysidro Elementary	San Diego	Smythe Elementary	57/68379-00-002	12/07/17	\$ 3,108,949	\$ -		

SFP APPLICATIONS
 Modernization and Career Technical Education School Facilities Program
 - Workload as of March 31, 2018 -

District	County	Site Name	Application Number	OPSC Date Received	Estimated State Grant (a)	Financial Hardship (b)	CTEFP Requested Loan Amount	Notification Occurred**
San Ysidro Elementary	San Diego	La Mirada Elementary	57/68379-00-003	12/07/17	\$ 2,652,962	\$ -		
Santa Ynez Valley Union High	Santa Barbara	Santa Ynez Valley Union High	57/69328-00-001	12/07/17	\$ 9,557,589	\$ -		
Buena Park Elementary	Orange	Arthur F. Corey Elementary	57/66456-00-013	12/15/17	\$ 1,132,892	\$ -		
Buena Park Elementary	Orange	Gordon H. Beatty Elementary	57/66456-00-014	12/15/17	\$ 1,300,307	\$ -		
Trinity Alps Unified	Trinity	Trinity High	57/76513-00-001	12/15/17	\$ 3,719,508	\$ -		
Downey Unified	Los Angeles	Gauldin Elementary	57/64451-00-031	12/18/17	\$ 1,809,488	\$ -		
San Marino Unified	Los Angeles	Huntington Middle	57/64964-00-008	12/20/17	\$ 2,431,828	\$ -		
Del Mar Union Elementary	San Diego	Carmel Del Mar Elementary	57/68056-00-004	12/22/17	\$ 2,376,647	\$ -		
Lowell Joint	Los Angeles	Olita Elementary	57/64766-00-001	12/26/17	\$ 3,060,024	\$ -		
Irvine Unified	Orange	Stone Creek Elementary	57/73650-00-024	12/26/17	\$ 1,411,210	\$ -		
Hayward Unified	Alameda	Hayward High	57/61192-00-003	12/28/17	\$ 9,871,566	\$ -		
Hayward Unified	Alameda	Tennyson High	57/61192-00-004	12/28/17	\$ 2,954,628	\$ -		
Hayward Unified	Alameda	Mt Eden High	57/61192-00-005	12/28/17	\$ 10,564,457	\$ -		
Clovis Unified	Fresno	Buchanan High	57/62117-00-056	01/02/18	\$ 10,402,026	\$ -		
Cypress Elementary	Orange	Margaret Landell Elementary	57/66480-00-006	01/02/18	\$ 988,220	\$ -		
Elk Grove Unified	Sacramento	Valley High	57/67314-00-022	01/04/18	\$ 1,570,493	\$ -		
Jurupa Unified	Riverside	Rubidoux High	57/67090-00-014	01/08/18	\$ 5,548,044	\$ -		
Buellton Union Elementary	Santa Barbara	Jonata Middle	57/69138-00-002	01/08/18	\$ 1,405,957	\$ -		
Butteville Union Elementary	Siskiyou	Butteville Elementary	57/70201-00-002	01/08/18	\$ 93,592	\$ 62,394		
Paradise Unified	Butte	Paradise Senior High	57/61531-00-003	01/12/18	\$ 4,482,717	\$ -		
William S. Hart Union High	Los Angeles	Placerita Junior High	57/65136-00-010	01/16/18	\$ 1,492,386	\$ -		
Alhambra Unified	Los Angeles	Repetto Elementary	57/75713-00-028	01/16/18	\$ 2,931,994	\$ -		
Alhambra Unified	Los Angeles	Monterey Highlands Elementary	57/75713-00-029	01/16/18	\$ 1,706,453	\$ -		
Sausalito Marin City	Marin	Martin Luther King Jr. Academy	58/65474-00-001*	01/16/18	\$ -	\$ -		
San Ramon Valley Unified	Contra Costa	Stone Valley Middle	57/61804-00-032	01/17/18	\$ 4,133,251	\$ -		
Monson-Sultana Joint Union Elementary	Tulare	Monson-Sultana Elementary	57/72009-00-002	01/22/18	\$ 118,375	\$ 78,917		
Elk Grove Unified	Sacramento	Sierra-Enterprise Elementary	57/67314-00-023	01/24/18	\$ 1,549,084	\$ -		
Merced City Elementary	Merced	Luther Burbank Elementary	57/65771-00-015	01/25/18	\$ 1,852,259	\$ -		
Elk Grove Unified	Sacramento	Florin High	57/67314-00-024	01/25/18	\$ 5,258,009	\$ -		
Irvine Unified	Orange	Irvine High	57/73650-00-025	01/25/18	\$ 3,874,257	\$ -		
Irvine Unified	Orange	University High	57/73650-00-026	01/25/18	\$ 654,092	\$ -		
Antelope Valley Union High	Los Angeles	Antelope Valley High	58/64246-00-001	01/31/18	\$ 842,942	\$ -		
Marysville Joint Unified	Yuba	Lindhurst High	58/72736-00-002	01/31/18	\$ 976,685	\$ -		
San Francisco Unified	San Francisco	Balboa High	59/68478-13-001***	02/06/18	\$ 1,433,437.00	\$ -		
San Francisco Unified	San Francisco	O'Connell (John) High	59/68478-17-001***	02/06/18	\$ 872,908.65	\$ -		
Los Angeles Unified	Los Angeles	George Washington Carver Middle	57/64733-00-640	02/07/18	\$ 4,864,058	\$ -		
Los Angeles Unified	Los Angeles	Harrison Street Elementary	57/64733-00-641	02/12/18	\$ 1,904,407	\$ -		
Los Angeles Unified	Los Angeles	First Street Elementary	57/64733-00-642	02/12/18	\$ 2,634,671	\$ -		
Los Angeles Unified	Los Angeles	Main Street Elementary	57/64733-00-643	02/12/18	\$ 8,234,489	\$ -		
Center Joint Unified	Sacramento	Center High	59/73973-00-002***	02/12/18	\$ 280,816.50	\$ -		
San Diego Unified	San Diego	University City High	57/68338-00-230	02/13/18	\$ 12,621,539	\$ -		
Temecula Valley Unified	Riverside	Temecula Middle	57/75192-00-009	02/13/18	\$ 5,317,887	\$ -		
Central Union High	Imperial	Southwest High	59/63115-00-001***	02/13/18	\$ 710,222.50	\$ -		
Atwater Elementary	Merced	Mitchell Intermediate	57/65631-00-007	02/15/18	\$ 5,526,380	\$ -		
Atwater Elementary	Merced	Bellevue Elementary	57/65631-00-008	02/15/18	\$ 467,043	\$ -		
Grossmont Union High	San Diego	Granite Hills High	57/68130-00-027	02/15/18	\$ 619,301	\$ -		
Northern Humboldt Union High	Humboldt	Arcata High	59/62687-00-001***	02/15/18	\$ 1,178,675.00	\$ -		
Northern Humboldt Union High	Humboldt	McKinleyville High	59/62687-00-002***	02/15/18	\$ 170,000.00	\$ -		

SFP APPLICATIONS
 Modernization and Career Technical Education School Facilities Program
 - Workload as of March 31, 2018 -

District	County	Site Name	Application Number	OPSC Date Received	Estimated State Grant (a)	Financial Hardship (b)	CTEFP Requested Loan Amount	Notification Occurred**
Northern Humboldt Union High	Humboldt	Arcata High	59/62687-00-003***	02/15/18	\$ 181,300.00	\$ -		
Madera Unified	Madera	Madera High	59/65243-00-001***	02/15/18	\$ 659,810.02	\$ -		
Madera Unified	Madera	Madera High	59/65243-00-002***	02/15/18	\$ 1,500,000.00	\$ -		
Monterey Peninsula Unified	Monterey	Marina High	59/66092-00-001***	02/15/18	\$ 1,164,062.00	\$ -		
Anderson Union High	Shasta	Anderson High	59/69856-00-001***	02/15/18	\$ 590,749.28	\$ -		
Benicia Unified	Solano	Benicia High	59/70524-00-002***	02/15/18	\$ 1,500,000.00	\$ -		
Red Bluff Joint Union High	Tehama	Red Bluff High	59/71639-00-001***	02/15/18	\$ 1,500,000.00	\$ -		
Oxnard Union High	Ventura	Channel Islands High	59/72546-00-006***	02/15/18	\$ 817,288.08	\$ -		
Hacienda la Puente Unified	Los Angeles	Los Altos High	59/73445-00-001***	02/15/18	\$ 1,186,482.64	\$ -		
Rowland Unified	Los Angeles	John A Rowland High	59/73452-00-005***	02/15/18	\$ 503,150.00	\$ -		
Twin Rivers Unified	Sacramento	Warren A Allison Elementary	57/76505-00-055	02/16/18	\$ 644,619	\$ -		
Twin Rivers Unified	Sacramento	Westside Elementary	57/76505-00-056	02/16/18	\$ 1,170,571	\$ -		
Vallecitos Elementary	San Diego	Vallecitos Elementary	58/68437-00-001	02/16/18	\$ 438,730	\$ -		
Santa Ana Unified	Orange	Valley High	59/66670-00-007***	02/16/18	\$ 970,681.00	\$ -		
San Luis Coastal Unified	San Luis Obispo	Morro Bay High	59/68809-00-002***	02/16/18	\$ 1,437,258.00	\$ -		
San Luis Coastal Unified	San Luis Obispo	Morro Bay High	59/68809-00-003***	02/16/18	\$ 1,213,201.50	\$ -		
San Luis Coastal Unified	San Luis Obispo	San Luis Obispo High	59/68809-00-004***	02/16/18	\$ 1,500,000.00	\$ -		
San Luis Coastal Unified	San Luis Obispo	San Luis Obispo High	59/68809-00-005***	02/16/18	\$ 389,623.00	\$ -		
San Luis Coastal Unified	San Luis Obispo	San Luis Obispo High	59/68809-00-006***	02/16/18	\$ 1,500,000.00	\$ -		
San Luis Coastal Unified	San Luis Obispo	San Luis Obispo High	59/68809-00-007***	02/16/18	\$ 1,500,000.00	\$ -		
Los Angeles Unified	Los Angeles	Nobel Junior Magnet Center	57/64733-00-644	02/20/18	\$ 2,641,139	\$ -		
Los Angeles Unified	Los Angeles	Wilmington Middle	57/64733-00-645	02/20/18	\$ 1,404,708	\$ -		
Los Angeles Unified	Los Angeles	Haddon Avenue Elementary	57/64733-00-646	02/20/18	\$ 536,406	\$ -		
Los Angeles Unified	Los Angeles	Albion Street Elementary	57/64733-00-647	02/20/18	\$ 2,199,699	\$ -		
Los Angeles Unified	Los Angeles	Edwin Markham Middle	57/64733-00-648	02/20/18	\$ 2,487,925	\$ -		
Los Angeles Unified	Los Angeles	Florence Nightingale Middle	57/64733-08-007	02/20/18	\$ 2,028,913	\$ -		
Los Angeles Unified	Los Angeles	Glenn Hammond Curtiss Middle	57/64733-32-023	02/20/18	\$ 930,225	\$ -		
Los Angeles Unified	Los Angeles	Jordan High School Magnet	57/64733-68-008	02/20/18	\$ 2,284,577	\$ -		
Twin Rivers Unified	Sacramento	Rio Linda High	57/76505-00-057	02/20/18	\$ 1,687,709	\$ -		
Fresno Unified	Fresno	McLane High	59/62166-00-001***	02/20/18	\$ 617,604.34	\$ -		
Fresno Unified	Fresno	Herbert Hoover High	59/62166-00-002***	02/20/18	\$ 650,386.01	\$ -		
Fresno Unified	Fresno	Erma Duncan Polytechnical High	59/62166-00-003***	02/20/18	\$ 674,117.27	\$ -		
Fresno Unified	Fresno	Erma Duncan Polytechnical High	59/62166-00-004***	02/20/18	\$ 1,385,241.00	\$ -		
Culver City Unified	Los Angeles	Culver City High	59/64444-00-001***	02/20/18	\$ 1,500,000.00	\$ -		
Corona-Norco Unified	Riverside	Norco High	59/67033-00-002***	02/20/18	\$ 537,080.00	\$ -		
Corona-Norco Unified	Riverside	Santiago High	59/67033-00-003***	02/20/18	\$ 412,360.00	\$ -		
Corona-Norco Unified	Riverside	Centennial High	59/67033-00-004***	02/20/18	\$ 412,360.00	\$ -		
Corona-Norco Unified	Riverside	Centennial High	59/67033-00-005***	02/20/18	\$ 412,360.00	\$ -		
Jurupa Unified	Riverside	Jurupa Valley High	59/67090-00-001***	02/20/18	\$ 1,250,054.51	\$ -		
Jurupa Unified	Riverside	Jurupa Valley High	59/67090-00-002***	02/20/18	\$ 1,500,000.00	\$ -		
San Juan Unified	Sacramento	Casa Roble Fundamental High	59/67447-00-002***	02/20/18	\$ 1,500,000.00	\$ -		
San Bernardino City Unified	San Bernardino	Indian Springs High	59/67876-00-001***	02/20/18	\$ 1,500,000.00	\$ -		
San Diego Unified	San Diego	University City High	59/68338-00-009***	02/20/18	\$ 1,372,921.00	\$ -		
San Diego Unified	San Diego	Mira Mesa Senior High	59/68338-01-001***	02/20/18	\$ 1,499,488.50	\$ -		
San Diego Unified	San Diego	Mission Bay Senior High	59/68338-07-001***	02/20/18	\$ 1,500,000.00	\$ -		
San Diego Unified	San Diego	Kearny Senior High	59/68338-09-001***	02/20/18	\$ 1,499,992.00	\$ -		
San Dieguito Union High	San Diego	La Costa Canyon High	59/68346-00-001***	02/20/18	\$ 1,287,011.19	\$ -		
Siskiyou Union High	Siskiyou	Mt Shasta High	59/70466-00-002***	02/20/18	\$ 470,000.00	\$ -		

SFP APPLICATIONS
 Modernization and Career Technical Education School Facilities Program
 - Workload as of March 31, 2018 -

District	County	Site Name	Application Number	OPSC Date Received	Estimated State Grant (a)	Financial Hardship (b)	CTEFP Requested Loan Amount	Notification Occurred**
Washington Unified	Yolo	River City High	59/72694-00-001***	02/20/18	\$ 1,500,000.00	\$ -		
Firebaugh-Las Deltas Unified	Fresno	Firebaugh High	59/73809-00-002***	02/20/18	\$ 1,114,271.90	\$ -		
Rocklin Unified	Placer	Rocklin High	59/75085-00-002***	02/20/18	\$ 1,498,833.50	\$ -		
Rocklin Unified	Placer	Whitney High	59/75085-00-003***	02/20/18	\$ 1,023,856.50	\$ -		
Temecula Valley Unified	Riverside	Temecula Valley High	59/75192-00-001***	02/20/18	\$ 941,652.00	\$ -		
Temecula Valley Unified	Riverside	Great Oak High	59/75192-00-002***	02/20/18	\$ 467,604.50	\$ -		
Val Verde Unified	Riverside	Rancho Verde High	59/75242-02-001***	02/20/18	\$ 166,068.80	\$ -		
Metropolitan Education	Santa Clara	Silicon Valley Carreer Technical Education	59/40360-00-017***	02/21/18	\$ 1,500,000.00	\$ -	\$ 1,500,000.00	
Metropolitan Education	Santa Clara	Silicon Valley Carreer Technical Education	59/40360-00-018***	02/21/18	\$ 317,442.50	\$ -	\$ 317,442.50	
Oakland Unified	Alameda	Fremont High	59/61259-00-001***	02/21/18	\$ 1,500,000.00	\$ -		
Chico Unified	Butte	Pleasant Valley High	59/61424-00-005***	02/21/18	\$ 1,222,536.50	\$ -		
Chico Unified	Butte	Pleasant Valley High	59/61424-00-006***	02/21/18	\$ 1,002,117.00	\$ -		
Chico Unified	Butte	Pleasant Valley High	59/61424-00-007***	02/21/18	\$ 1,500,000.00	\$ -		
Kings Canyon Joint Unified	Fresno	Reedley High	59/62265-00-001***	02/21/18	\$ 1,500,000.00	\$ -		
Charter Oak Unified	Los Angeles	Charter Oak High	59/64378-00-001***	02/21/18	\$ 262,376.56	\$ -		
Los Angeles Unified	Los Angeles	Susan Miller Dorsey Senior High	59/64733-00-029***	02/21/18	\$ 1,500,000.00	\$ -		
Merced Union High	Merced	Livingston High	59/65789-00-003***	02/21/18	\$ 237,395.00	\$ -		
Nevada Joint Union High	Nevada	Silver Springs Continuation High	59/66357-00-001***	02/21/18	\$ 832,268.00	\$ -		
Anaheim Union High	Orange	Oxford Academy	59/66431-00-002***	02/21/18	\$ 1,306,035.00	\$ -		
Sonoma Valley Unified	Sonoma	Sonoma Valley High	59/70953-00-001***	02/21/18	\$ 1,500,000.00	\$ -		
Amador County Unified	Amador	Argonaut High	59/73981-00-001***	02/21/18	\$ 288,764.50	\$ -		
Wiseburn Unified	Los Angeles	Da Vinci Communications High	59/76869-00-001***	02/21/18	\$ 113,259.50	\$ -		
Wiseburn Unified	Los Angeles	Da Vinci Communications High	59/76869-00-002***	02/21/18	\$ 832,544.00	\$ -		
Wiseburn Unified	Los Angeles	Da Vinci Design	59/76869-00-003***	02/21/18	\$ 318,052.50	\$ -		
Wiseburn Unified	Los Angeles	Da Vinci Design	59/76869-00-004***	02/21/18	\$ 461,145.00	\$ -		
Wiseburn Unified	Los Angeles	Da Vinci Science	59/76869-00-005***	02/21/18	\$ 499,079.50	\$ -		
Wiseburn Unified	Los Angeles	Da Vinci Science	59/76869-00-006***	02/21/18	\$ 542,832.37	\$ -		
Kentfield Elementary	Marin	Adaline E Kent Middle	57/65334-00-003	02/26/18	\$ 1,206,043	\$ -		
Los Angeles Unified	Los Angeles	Robert F Kennedy Elementary	57/64733-00-649	02/27/18	\$ 526,280	\$ -		
Los Angeles Unified	Los Angeles	Sixty-Eighth Street Elementary	57/64733-00-650	02/27/18	\$ 1,012,789	\$ -		
Los Angeles Unified	Los Angeles	Ulysses S Grant Senior High	57/64733-00-651	02/27/18	\$ 2,313,254	\$ -		
Los Angeles Unified	Los Angeles	Bell Senior High	57/64733-00-652	02/27/18	\$ 2,904,452	\$ -		
San Ramon Valley Unified	Contra Costa	California High	57/61804-00-033	03/01/18	\$ 920,156	\$ -		
Irvine Unified	Orange	Eastshore Elementary	57/73650-00-027	03/02/18	\$ 694,305	\$ -		
Irvine Unified	Orange	Springbrook Elementary	57/73650-00-028	03/02/18	\$ 3,097,577	\$ -		
Irvine Unified	Orange	Westpark Elementary	57/73650-00-029	03/02/18	\$ 3,415,758	\$ -		
Los Angeles Unified	Los Angeles	Rowan Avenue Elementary	57/64733-00-653	03/07/18	\$ 3,054,459	\$ -		
Los Angeles Unified	Los Angeles	Kester Avenue Elementary	57/64733-00-654	03/07/18	\$ 837,340	\$ -		
Los Angeles Unified	Los Angeles	Chandler Elementary School	57/64733-00-655	03/07/18	\$ 552,849	\$ -		
Los Angeles Unified	Los Angeles	Locke High School	57/64733-00-656	03/07/18	\$ 2,788,345	\$ -		
Los Angeles Unified	Los Angeles	Eagle Rock High	57/64733-00-657	03/07/18	\$ 5,881,556	\$ -		
Los Angeles Unified	Los Angeles	Woodrow Wilson Senior High	57/64733-00-658	03/07/18	\$ 3,778,899	\$ -		
Los Angeles Unified	Los Angeles	John F Kennedy High	57/64733-00-659	03/07/18	\$ 1,186,141	\$ -		
Los Angeles Unified	Los Angeles	John Marshall Senior High	57/64733-12-010	03/07/18	\$ 2,007,360	\$ -		
Los Angeles Unified	Los Angeles	Western Avenue Elementary	57/64733-25-011	03/07/18	\$ 3,032,859	\$ -		
Los Angeles Unified	Los Angeles	Gault Street Elementary	57/64733-37-007	03/07/18	\$ 370,632	\$ -		
Los Angeles Unified	Los Angeles	Bonita Street Elementary	57/64733-54-026	03/07/18	\$ 572,611	\$ -		
South San Francisco Unified	San Mateo	Monte Verde Elementary	57/69070-00-016	03/09/18	\$ 983,845	\$ -		

SFP APPLICATIONS
 Modernization and Career Technical Education School Facilities Program
 - Workload as of March 31, 2018 -

District	County	Site Name	Application Number	OPSC Date Received	Estimated State Grant (a)	Financial Hardship (b)	CTEFP Requested Loan Amount	Notification Occurred**
Delano Union Elementary	Kern	Del Vista Elementary	57/63404-00-006	03/12/18	\$ 3,013,353	\$ 2,008,902		
Dinuba Unified	Tulare	Roosevelt Elementary	57/75531-00-011	03/13/18	\$ 1,548,789	\$ 1,032,526		
Los Angeles Unified	Los Angeles	McKinley Avenue Elementary	57/64733-00-660	03/14/18	\$ 348,676	\$ -		
Los Angeles Unified	Los Angeles	Taft (William Howard) High	57/64733-00-661	03/14/18	\$ 721,067	\$ -		
Los Angeles Unified	Los Angeles	Benjamin Franklin Senior High	57/64733-00-662	03/14/18	\$ 797,799	\$ -		
Los Angeles Unified	Los Angeles	Hollywood Senior High	57/64733-00-663	03/14/18	\$ 6,482,058	\$ -		
Los Angeles Unified	Los Angeles	Reseda Elementary	57/64733-00-664	03/14/18	\$ 1,482,368	\$ -		
Los Angeles Unified	Los Angeles	James Monroe High	57/64733-00-665	03/14/18	\$ 2,292,973	\$ -		
Los Angeles Unified	Los Angeles	South Gate Middle	57/64733-16-012	03/14/18	\$ 1,154,193	\$ -		
Los Angeles Unified	Los Angeles	Van Nuys Senior High	57/64733-27-010	03/14/18	\$ 6,339,910	\$ -		
Los Angeles Unified	Los Angeles	Grover Cleveland High	57/64733-41-007	03/14/18	\$ 4,262,185	\$ -		
Los Angeles Unified	Los Angeles	Pacific Boulevard	57/64733-74-002	03/14/18	\$ 747,956	\$ -		
Gerber Union Elementary	Tehama	Gerber Elementary	57/71548-00-002	03/15/18	\$ 116,939	\$ 77,959		
Twin Rivers Unified	Sacramento	Madison Elementary	57/76505-00-058	03/15/18	\$ 1,189,769	\$ -		
Temecula Valley Unified	Riverside	Paloma Elementary	57/75192-00-010	03/20/18	\$ 1,520,714	\$ -		
Temecula Valley Unified	Riverside	Red Hawk Elementary	57/75192-00-011	03/20/18	\$ 2,813,360	\$ -		
Temecula Valley Unified	Riverside	Pauba Valley Elementary	57/75192-00-012	03/20/18	\$ 1,520,714	\$ -		
Long Beach Unified	Los Angeles	Roosevelt Elementary	57/64725-05-001	03/21/18	\$ 6,227,165	\$ -		
Los Angeles Unified	Los Angeles	Belmont Senior High	57/64733-00-666	03/21/18	\$ 2,606,931	\$ -		
Los Angeles Unified	Los Angeles	Balboa Gifted/High Ability Magnet Elementary	57/64733-00-667	03/21/18	\$ 784,830	\$ -		
Los Angeles Unified	Los Angeles	Millikan Middle	57/64733-00-668	03/21/18	\$ 956,714	\$ -		
Los Angeles Unified	Los Angeles	Lull Special Education	57/64733-00-669	03/21/18	\$ 696,153	\$ -		
Los Angeles Unified	Los Angeles	52nd Street Elementary	57/64733-00-670	03/21/18	\$ 2,152,602	\$ -		
Mother Lode Union Elementary	El Dorado	Indian Creek Elementary	57/61929-00-005	03/22/18	\$ 2,336,628	\$ -		
Waugh Elementary	Sonoma	Meadow Elementary	57/70995-00-001	03/22/18	\$ 1,033,178	\$ -		
Benicia Unified	Solano	Joe Henderson Elementary	57/70524-00-010	03/23/18	\$ 724,721	\$ -		
Benicia Unified	Solano	Benicia Middle	57/70524-00-011	03/26/18	\$ 830,584	\$ -		
Benicia Unified	Solano	Matthew Turner Elementary	57/70524-00-012	03/26/18	\$ 787,575	\$ -		
Big Sur Unified	Monterey	Pacific Valley K-12	58/75150-00-002	03/26/18	\$ 112,957	\$ -		
Los Angeles Unified	Los Angeles	El Camino Real High	57/64733-44-006	03/28/18	\$ 1,071,828	\$ -		
Livingston Union	Merced	Campus Park Elementary	57/65748-00-003	03/28/18	\$ 1,398,819	\$ -		
Livingston Union	Merced	Selma Herndon Elementary	57/65748-00-004	03/28/18	\$ 1,233,166	\$ -		
Livingston Union	Merced	Yamato Colony Elementary	57/65748-00-005	03/28/18	\$ 2,686,921	\$ -		
Cutler-Orosi Joint Unified	Tulare	Palm Elementary	57/71860-00-010	03/28/18	\$ 1,020,048	\$ -		
Cutler-Orosi Joint Unified	Tulare	Golden Valley Elementary	57/71860-00-011	03/28/18	\$ 3,172,443	\$ -		
Cutler-Orosi Joint Unified	Tulare	El Monte Middle	57/71860-00-012	03/28/18	\$ 1,744,081	\$ -		
Dublin Unified	Alameda	Dublin High	57/75093-00-010	03/28/18	\$ 9,246,629	\$ -		
Temple City Unified	Los Angeles	Longden Elementary	57/65052-00-012	03/30/18	\$ 4,207,743	\$ -		
Alvord Unified	Riverside	Valley View Elementary	57/66977-00-019	03/30/18	\$ 1,134,030	\$ -		
Santa Ynez Valley Union High	Santa Barbara	Santa Ynez Valley Union High	57/69328-00-002	03/30/18	\$ 9,690,985	\$ -		

\$ 1,377,971,638	\$ 34,846,399
\$	1,412,818,037

MODERNIZATION FUNDING SUBTOTALS	\$ 1,349,502,919	\$ 46,878,368
MODERNIZATION FACILITY HARDSHIP - NON SEISMIC	\$ 2,371,314	\$ -
TOTAL MODERNIZATION FUNDING	\$	1,398,752,601
MODERNIZATION FACILITY HARDSHIP - SEISMIC	\$ 3,365,952	\$ -
CAREER TECH MODERNIZATION	\$ 66,688,776	

SFP APPLICATIONS
 Modernization and Career Technical Education School Facilities Program
 - Workload as of March 31, 2018 -

District	County	Site Name	Application Number	OPSC Date Received	Estimated State Grant (a)	Financial Hardship (b)	CTEFP Requested Loan Amount	Notification Occurred**
----------	--------	-----------	--------------------	--------------------	---------------------------	------------------------	-----------------------------	-------------------------

(a) Represents estimated 60% state share of project including excessive cost grants. Sesimic Mitigation Program projects represents the estimated 50% state share of project. Amounts shown have not been reviewed by OPSC for compliance with all School Facility Program requirements.

(b) Represents estimated financial hardship. Amounts shown have not been reviewed by OPSC for compliance with all School Facility Program requirements.

*Facility Hardship project requesting Seismic Mitigation Program funding.

**School districts have been notified that the Office of Public School Construction will begin processing the district's application in the near future.

*** Career Technical Education Facilities Program applications received by OPSC for the February 2018 Filing Round. OPSC has not yet reviewed the total grant requested and the total number of projects may exceed available bond authority. Placement on this list does not confirm funding.

CHARTER SCHOOL FACILITIES PROGRAM (CSFP)
 Remaining Unfunded In-House CSFP Applications as of March 31, 2018
 Listed in Alphabetical Order by County

County	District	Charter School	Received Date	Status
Alameda	Hayward Unified	Golden Oak Montessori of Hayward*	06/05/17	Beyond Authority
Alameda	Hayward Unified	Golden Oak Montessori of Hayward*	06/05/17	Beyond Authority
Alameda	Hayward Unified	Leadership Public Schools Hayward*	06/05/17	Beyond Authority
Alameda	Hayward Unified	Leadership Public Schools Hayward*	06/05/17	Beyond Authority
Alameda	Hayward Unified	Silver Oak High*	06/05/17	Beyond Authority
Alameda	Oakland Unified	American Indian Public High*	06/05/17	Beyond Authority
Alameda	Oakland Unified	Aspire Public Schools - Aspire College Academy*	06/01/17	Beyond Authority
Alameda	Oakland Unified	Envision Education - Envision Academy of Arts and Technology*	06/05/17	Beyond Authority
Alameda	Oakland Unified	Oakland School for the Arts*	06/05/17	Beyond Authority
Alameda	Oakland Unified	Oakland Unity High*	05/26/17	Beyond Authority
Alameda	San Lorenzo Unified	KIPP Summit Academy*	06/05/17	Beyond Authority
Butte	Chico Unified	Inspire School of Arts and Sciences*	05/30/17	Beyond Authority
Butte	Chico Unified	Inspire School of Arts and Sciences*	05/30/17	Beyond Authority
Butte	Oroville City Elementary	STREAM Charter *	06/05/17	Beyond Authority
El Dorado	Camino Union	Camino Science and Natural Resources Charter*	06/02/17	Beyond Authority
El Dorado	Camino Union	Camino Science and Natural Resources Charter*	06/02/17	Beyond Authority
Fresno	Clovis Unified	Clovis Online Charter (Sunnyside-Herndon)*	06/05/17	Beyond Authority
Fresno	Clovis Unified	Clovis Online Charter (Sunnyside-Herndon)*	06/05/17	Beyond Authority
Fresno	Clovis Unified	Clovis Online Charter (Fowler-Herndon)*	06/05/17	Beyond Authority
Fresno	Clovis Unified	Clovis Online Charter (Fowler-Herndon)*	06/05/17	Beyond Authority
Fresno	Kings Canyon Unified	Reedley Middle College High *	06/05/17	Beyond Authority
Fresno	Sanger Unified	Hallmark Charter*	06/05/17	Beyond Authority
Fresno	Sanger Unified	Hallmark Charter*	06/05/17	Beyond Authority
Imperial	Imperial County Office of Education	Imperial Pathways Charter - Del Rio Campus*	06/05/17	Beyond Authority
Imperial	Imperial County Office of Education	Imperial Pathways Charter - Valley Campus*	06/05/17	Beyond Authority
Kings	Lemoore Union High	Lemoore Middle College High*	06/05/17	Beyond Authority
Los Angeles	Inglewood Unified	ICEF Inglewood Elementary Charter*	06/05/17	Beyond Authority
Los Angeles	Inglewood Unified	ICEF Inglewood Middle Charter*	06/05/17	Beyond Authority
Los Angeles	Inglewood Unified	Today's Fresh Start - Inglewood*	06/05/17	Beyond Authority
Los Angeles	Los Angeles Unified	Academia Avance*	06/05/17	Beyond Authority
Los Angeles	Los Angeles Unified	Aspire Public Schools - Aspire Centennial College Preparatory*	06/01/17	Beyond Authority
Los Angeles	Los Angeles Unified	Birmingham Community Charter High*	05/31/17	Beyond Authority
Los Angeles	Los Angeles Unified	Bright Star Secondary Charter Academy*	05/30/17	Beyond Authority
Los Angeles	Los Angeles Unified	Citizens of the World 2 (Silver Lake)*	06/05/17	Beyond Authority
Los Angeles	Los Angeles Unified	Citizens of the World 3 (Mar Vista)*	06/05/17	Beyond Authority
Los Angeles	Los Angeles Unified	Citizens of the World Hollywood Charter*	06/05/17	Beyond Authority
Los Angeles	Los Angeles Unified	City Charter*	06/05/17	Beyond Authority
Los Angeles	Los Angeles Unified	Colfax Elementary*	06/05/17	Beyond Authority
Los Angeles	Los Angeles Unified	Extera Public Schools #1*	06/05/17	Beyond Authority
Los Angeles	Los Angeles Unified	Extera Public Schools #2*	06/05/17	Beyond Authority
Los Angeles	Los Angeles Unified	Gabriella Charter*	06/05/17	Beyond Authority
Los Angeles	Los Angeles Unified	Gabriella Charter #2*	06/05/17	Beyond Authority
Los Angeles	Los Angeles Unified	Granada Hills Charter (Devonshire Campus)*	06/05/17	Beyond Authority
Los Angeles	Los Angeles Unified	Granada Hills Charter (New Media Center)*	06/05/17	Beyond Authority
Los Angeles	Los Angeles Unified	Grover Cleveland Charter High*	06/05/17	Beyond Authority
Los Angeles	Los Angeles Unified	ICEF Vista Elementary Charter Academy*	06/05/17	Beyond Authority
Los Angeles	Los Angeles Unified	ICEF Vista Middle Charter Academy*	06/05/17	Beyond Authority
Los Angeles	Los Angeles Unified	LA Promise Fund High*	06/05/17	Beyond Authority
Los Angeles	Los Angeles Unified	Libertas College Preparatory*	06/01/17	Beyond Authority
Los Angeles	Los Angeles Unified	Magnolia Science Academy - 2*	06/05/17	Beyond Authority
Los Angeles	Los Angeles Unified	Magnolia Science Academy - 3*	06/05/17	Beyond Authority
Los Angeles	Los Angeles Unified	Magnolia Science Academy - 5*	06/05/17	Beyond Authority
Los Angeles	Los Angeles Unified	Marquez Charter*	06/05/17	Beyond Authority
Los Angeles	Los Angeles Unified	New Heights Charter*	05/31/17	Beyond Authority
Los Angeles	Los Angeles Unified	Palisades Charter High*	05/30/17	Beyond Authority
Los Angeles	Los Angeles Unified	Rise Kohyang Middle*	05/30/17	Beyond Authority
Los Angeles	Los Angeles Unified	Stella Elementary Charter Academy*	05/30/17	Beyond Authority
Los Angeles	Los Angeles Unified	Stella Middle Charter Academy*	05/30/17	Beyond Authority
Los Angeles	Los Angeles Unified	Synergy Charter Academy*	05/30/17	Beyond Authority
Los Angeles	Los Angeles Unified	Synergy Charter Kinetic*	05/30/17	Beyond Authority
Los Angeles	Los Angeles Unified	Synergy Charter Quantum Academy*	05/30/17	Beyond Authority
Los Angeles	Los Angeles Unified	Taft Charter High*	06/05/17	Beyond Authority
Los Angeles	Los Angeles Unified	Today's Fresh Start - Compton*	06/05/17	Beyond Authority
Los Angeles	Los Angeles Unified	USC College Preparatory - Blue Campus*	06/02/17	Beyond Authority
Los Angeles	Los Angeles Unified	USC College Preparatory - Orange Campus*	06/02/17	Beyond Authority
Los Angeles	Los Angeles Unified	Valor Academy Elementary*	05/30/17	Beyond Authority
Los Angeles	Los Angeles Unified	Vaughn Elementary School Arts Center*	04/12/17	Beyond Authority
Los Angeles	Los Angeles Unified	Vaughn High School Arts Center*	04/12/17	Beyond Authority
Los Angeles	Los Angeles Unified	Vaughn Middle School Arts Center*	04/12/17	Beyond Authority
Los Angeles	Los Angeles Unified	Westside Innovative School House Charter Community School*	06/05/17	Beyond Authority
Los Angeles	Los Angeles Unified	Westside Innovative School House Charter High*	06/05/17	Beyond Authority

CHARTER SCHOOL FACILITIES PROGRAM (CSFP)
 Remaining Unfunded In-House CSFP Applications as of March 31, 2018
 Listed in Alphabetical Order by County

Los Angeles	Long Beach Unified	Intellectual Virtues Academy High*	06/05/17	Beyond Authority
Madera	Chawanakee Unified	Minarets Charter High*	06/01/17	Beyond Authority
Napa	Napa Valley Unified	River Charter*	06/05/17	Beyond Authority
Napa	Napa Valley Unified	River Charter*	06/05/17	Beyond Authority
Napa	Napa Valley Unified	Stone Bridge Charter*	06/05/17	Beyond Authority
Nevada	Grass Valley Elementary	Grass Valley Charter*	06/05/17	Beyond Authority
Nevada	Grass Valley Elementary	Grass Valley Charter*	06/05/17	Beyond Authority
Nevada	Grass Valley Elementary	Nevada City School of the Arts*	06/01/17	Beyond Authority
Orange	Orange Unified	El Rancho Charter*	04/20/17	Beyond Authority
Riverside	Perris Elementary	Innovative Horizons Charter School at Nan Sanders*	06/05/17	Beyond Authority
Riverside	Perris Elementary	Innovative Horizons Charter School at Nan Sanders*	06/05/17	Beyond Authority
Riverside	Riverside County Office of Education	Riverside County Education Academy*	06/05/17	Beyond Authority
Sacramento	Elk Grove Unified	Elk Grove Charter School*	06/05/17	Beyond Authority
Sacramento	Natomas Unified	Westlake K-8 Charter*	05/22/17	Beyond Authority
Sacramento	Sacramento City Unified	Aspire Public Schools - Aspire Capitol Heights Academy*	06/01/17	Beyond Authority
Sacramento	Sacramento City Unified	Capitol Collegiate Academy*	06/05/17	Beyond Authority
Sacramento	San Juan Unified	California Montessori Project - San Juan Campus (Orangevale)*	06/05/17	Beyond Authority
Sacramento	San Juan Unified	Golden Valley Orchard Charter*	06/05/17	Beyond Authority
Sacramento	San Juan Unified	Golden Valley River Charter*	06/05/17	Beyond Authority
Sacramento	Twin Rivers Unified	Creative Connections Arts Academy*	06/05/17	Beyond Authority
Sacramento	Twin Rivers Unified	Creative Connections Arts Academy*	06/05/17	Beyond Authority
Sacramento	Twin Rivers Unified	Smythe Academy*	06/05/17	Beyond Authority
Sacramento	Twin Rivers Unified	Smythe Academy*	06/05/17	Beyond Authority
Sacramento	Twin Rivers Unified	Westside Preparatory Academy*	06/05/17	Beyond Authority
Sacramento	Twin Rivers Unified	Westside Preparatory Academy*	06/05/17	Beyond Authority
San Benito	Hollister Elementary	Navigator Schools - Hollister Preparatory*	06/05/17	Beyond Authority
San Benito	Hollister Elementary	Navigator Schools - Hollister Preparatory*	06/05/17	Beyond Authority
San Diego	Chula Vista Elementary	Arroyo Vista Charter*	06/05/17	Beyond Authority
San Diego	Chula Vista Elementary	Chula Vista Learning Community*	06/05/17	Beyond Authority
San Diego	Chula Vista Elementary	Chula Vista Learning Community*	06/05/17	Beyond Authority
San Diego	Chula Vista Elementary	Discovery Charter*	06/05/17	Beyond Authority
San Diego	Chula Vista Elementary	Discovery Charter*	06/05/17	Beyond Authority
San Diego	Chula Vista Elementary	Feaster Charter*	06/05/17	Beyond Authority
San Diego	Chula Vista Elementary	Feaster Charter*	06/05/17	Beyond Authority
San Diego	Chula Vista Elementary	Mueller Charter*	06/05/17	Beyond Authority
San Diego	Chula Vista Elementary	Mueller Charter*	06/05/17	Beyond Authority
San Diego	Grossmont Union High	Liberty Charter High *	06/05/17	Beyond Authority
San Diego	San Diego Unified	Health Sciences High and Middle College*	05/18/17	Beyond Authority
San Diego	San Diego Unified	Innovations Academy*	05/18/17	Beyond Authority
San Diego	San Diego Unified	Museum School*	05/18/17	Beyond Authority
San Diego	South Bay Union	Nestor Charter*	06/05/17	Beyond Authority
San Joaquin	New Jerusalem Elementary	Delta Charter School*	06/05/17	Beyond Authority
San Joaquin	Stockton Unified	Aspire Public School - Aspire APEX Academy*	06/01/17	Beyond Authority
San Joaquin	Tracy Unified	Tracy Learning Center - Discovery Charter*	06/05/17	Beyond Authority
San Joaquin	Tracy Unified	Tracy Learning Center - Primary Charter*	06/05/17	Beyond Authority
San Mateo	San Carlos Elementary	Charter Learning Center*	06/02/17	Beyond Authority
San Mateo	San Carlos Elementary	Charter Learning Center*	06/02/17	Beyond Authority
Santa Clara	East Side Union High	Alpha Public Schools - Cindy Avitia High *	06/05/17	Beyond Authority
Santa Clara	Gilroy Unified	Navigator Schools - Gilroy Preparatory*	06/05/17	Beyond Authority
Shasta	Enterprise Elementary	Pace Academy*	06/05/17	Beyond Authority
Shasta	Enterprise Elementary	Pace Academy*	06/05/17	Beyond Authority
Solano	Vallejo Unified	MIT Academy Middle School *	05/22/17	Beyond Authority
Solano	Vallejo Unified	MIT Academy Middle School *	05/22/17	Beyond Authority
Sonoma	Old Adobe Union	Loma Vista Immersion Academy*	06/05/17	Beyond Authority
Sonoma	Petaluma City Elementary	Live Oak Charter*	06/05/17	Beyond Authority
Sonoma	Sebastopol Union	Sebastopol Independent Charter*	06/05/17	Beyond Authority
Sonoma	Twin Hills Union	Twin Hills Charter Middle School*	05/26/17	Beyond Authority
Sonoma	Windsor Unified	Cali Calmecac Language Academy*	05/25/17	Beyond Authority
Sonoma	Windsor Unified	Cali Calmecac Language Academy *	05/25/17	Beyond Authority
Ventura	Ventura Unified	Ventura Charter School*	05/26/17	Beyond Authority
Yolo	Washington Unified	Washington Middle College High School*	06/05/17	Beyond Authority

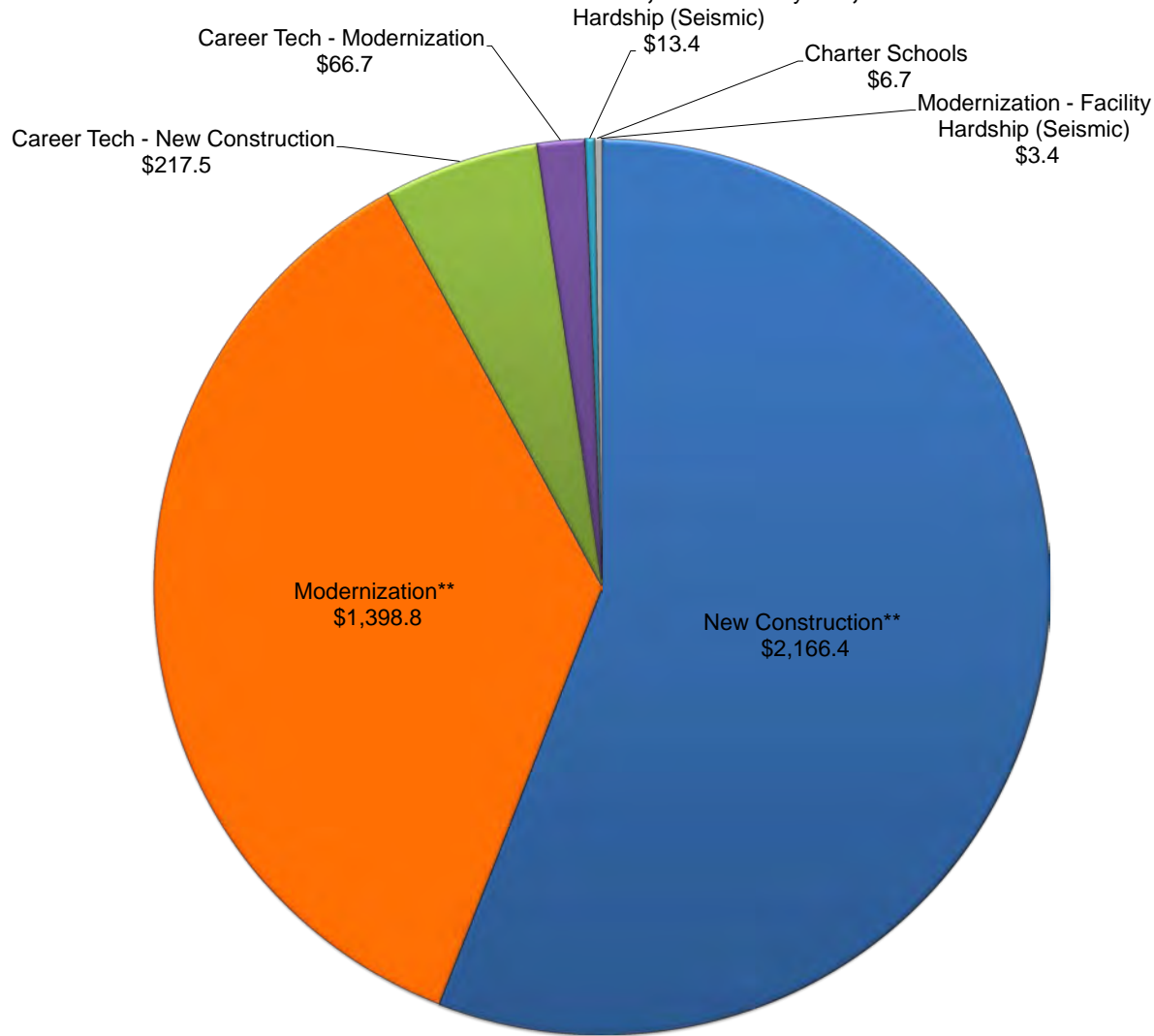
*CSFP applications that did not receive a Preliminary Charter School Apportionment will be retained through the end of 2018 to enable the Board to continue awarding Preliminary Charter School Apportionments during that time, provided additional bond authority returns. Applications on this list will require a complete review by OPSC and the California School Finance Authority to be eligible for funding.

SFP APPLICATIONS
 Overcrowding Relief Grant - School Facilities Program
 - Workload as of March 31, 2018 -

District	County	Site	Application Number	50-04 Date Received	ORG State Share	Status
Covina Valley Unified	Riverside	Sierra Vista Middle	56/64436-01-001*	7/29/2013	\$ 4,311,517	Beyond Authority
Chaffey Joint Union	San Bernardino	Ontario High	56/67652-00-003*	7/25/2013	\$ 8,739,582	Beyond Authority
					\$ 13,051,099	

* Overcrowding Relief Grant applications received by OPSC for the 2013 Filing Round. OPSC has not yet reviewed the total grant requested and the total number of projects exceed available bond authority. Placement on this list does not confirm funding.

School Facility Program Applications within Bond Authority*
- in millions of dollars as of March 31, 2018-



*The projects on this report only represents completed applications that are awaiting Office of Public School Construction (OPSC) processing and scheduling to the State Allocation Board. It does not reflect the OPSC's complete workload or guarantee the project is within available bond authority.

** Includes Facility Hardship Non-Seismic applications.

This list includes future workload that is identified as:

- Pending reflects workload that has been processed by OPSC but awaiting further information/documentation from the district.
- Reviewing reflects currently being processed by OPSC.

INFORMATION ITEM

**FACILITY HARDSHIP/REHABILITATION APPROVALS WITHOUT
FUNDING**

As of March 21, 2018

FACILITY HARDSHIP/REHABILITATION APPROVALS WITHOUT FUNDING

As of March 21, 2018 State Allocation Board

FACILITY HARDSHIP

<i>School District</i>	<i>County</i>	<i>Program</i>	<i>Application Number</i>	<i>School Site Name</i>	<i>SAB Approval Date</i>	<i>Funding Application Due Date</i>	<i>Estimated State Grant</i>
Somis Union	Ventura	Facility Hardship	51/72611-00-001	Somis Elementary	10/17/2016	9/20/2018	TBD
Burnt Ranch Elementary	Trinity	Facility Hardship	51/71662-00-001	Burnt Ranch Elementary	8/23/2017	4/23/2019	\$ 7,992,130*
Mountain Valley USD	Trinity	Facility Hardship	51/75028-00-001	Hayfork Elementary	8/23/2017	4/23/2019	\$ 6,003,434*
Mountain Valley USD	Trinity	Facility Hardship	51/75028-00-002	Hayfork High	8/23/2017	4/23/2019	\$ 7,925,667*
Estimated Total Need (State Share)							\$ 21,921,231

REHABILITATION

<i>School District</i>	<i>County</i>	<i>Program</i>	<i>Application Number</i>	<i>School Site Name</i>	<i>SAB Approval Date</i>	<i>Funding Application Due Date</i>	<i>Estimated State Grant</i>
West Contra Costa	Contra Costa	Seismic Mitigation	58/61796-00-003	Crespi Junior High	10/17/2016	2/24/2018	\$ 943,871
Estimated Total Need (State Share)							\$ 943,871

Facility Hardship and Rehabilitation Estimated Total Need (State Share)							\$ 22,865,102
--	--	--	--	--	--	--	---------------

*These projects have received design apportionments which are included in the Estimated State Grant amount.

Section 1859.81. Financial Hardship.

Except for Joint-Use Projects and Career Technical Education Facilities Projects, a district is eligible for financial hardship to fund all or a portion of its matching share requirement after demonstrating the requirements of (a), (c), and (d) below:

- (a) The district is financially unable to provide all necessary matching funds for an eligible project. To determine this, an analysis shall be made of the district's financial records by the OPSC including data and records maintained by the CDE and the County Office of Education. The analysis shall consist of a review of the district's latest Independent Audit regarding funds available from all capital facility accounts, including, but not limited to, developer fees, funds generated from capital facility certificates of participation, federal grants, redevelopment funds, sale proceeds from surplus property, the appraised value of facilities approved for replacement pursuant to Section 1859.82, bond funds either encumbered, unencumbered or authorized but unsold, and savings from other SFP projects. All funds thus identified that have not been expended or encumbered by a contractual agreement for a specific capital outlay purpose prior to the initial request for financial hardship status shall be deemed available as a matching contribution.

After the initial request for financial hardship status is granted, no further encumbrances will be approved by the OPSC and all prospective revenue made available to the district's capital facility accounts shall be deemed available as matching contribution on the subsequent financial hardship review, with the exception of:

- (1) Approved interim housing expenditures.
- (2) Funding to pay for previously recognized multi-year encumbrances approved at the initial financial hardship approval.
- (3) Funding that is transferred into a Special Reserve Fund and is used for the express purpose of the Federal Renovation Program when the amount expended out of that fund does not exceed the maximum Federal Renovation Grant amount.
- (4) Funding that is transferred into a Special Reserve Fund and is used for the express purpose of the School Facilities Needs Assessment Grant Program or Emergency Repair Program when the amount expended out of that fund does not exceed the maximum grant amount apportioned.
- (5) Funding that is transferred into a Special Reserve Fund and is used for the express purpose of the Career Technical Education Facilities Program when the amount expended out of that fund does not exceed the applicant's share of the maximum grant amount apportioned.
- (6) Funding that is transferred into a Special Reserve Fund and used for the express purpose of the Overcrowding Relief Grant when the amount expended out of that fund does not exceed the amount of the site acquisition and design costs of the project and the district has submitted an approved Form SAB 50-11.
- (7) Funding that is used for the express purpose of reimbursing the State a proportionate share of financial hardship received when there has been a transfer of a special education program and title to the facility. In addition, the funding was used within five years of the title transfer.
- (8) Funding to pay for obtaining a structural report pursuant to Section 1859.82 for an approvable and funded seismic mitigation project.
- (9) All other capital facility funding for a period of three years when no subsequent financial hardship request is made during this period, with the exception of the funding identified in (6). The three-year period begins with the date of the most recent financial hardship new construction or modernization adjusted grant funding apportionment.

When Overcrowding Relief Grant funding is set aside pursuant to (6) and the School District has not submitted, or the OPSC has not accepted, a Form SAB 50-04 for an Overcrowding Relief Grant within three years from the date of deposit into the Special Reserve Fund, or the School District has not met the requirements in Sections 1859.90 or 1859.105, remaining funds plus interest accrued at the Pooled Money Investment Board rate at that time period shall be deemed available as matching contribution on a subsequent financial hardship project or be captured through an audit adjustment pursuant to Section 1859.106.

The financial hardship analysis is subject to approval by the Board.

(b) From the funds deemed available as a matching contribution, the district may retain \$19,776 per classroom in each enrollment reporting period for the cost to provide interim housing for the currently unhoused pupils of the district. The amount shown shall be adjusted annually in the manner prescribed in Section 1859.71. The number of classrooms needed for interim housing for the currently unhoused pupils shall be the sum of the positive numbers determined in (b)(7) as follows:

- (1) Determine the current enrollment of the district by grade level as shown on the latest Form SAB 50-01.
- (2) Determine the New Construction Grants apportioned by grade level for all SFP projects and LPP funded under the provisions of Sections 1859.12 or 1859.13 where the district has submitted Form SAB 50-06 indicating that the project is 100 percent complete.
 - (1) Subtract (b)(2) from (b)(1).
 - (2) Determine the number of classrooms by grade level reported in Part 1, Line 8 on Form SAB 50-02.
 - (3) Multiply the classrooms determined in (b)(4) by 25 for K-6, 27 for 7-12, 13 for Non-Severe and 9 for Severe.
 - (4) Subtract the product determined in (b)(5) from the difference determined in (b)(3) by grade level.
 - (5) Divide the difference by grade level determined in (b)(6) by 25 for K-6, 27 for 7-12, 13 for Non-Severe and 9 for Severe and round up to the nearest whole number.

From the funds deemed available as a matching contribution, the district may also retain \$19,776 per portable toilet unit in each reporting period for the cost to provide necessary interim toilet facilities for the currently unhoused pupils of the district. The amount shown shall be adjusted annually in the manner prescribed in Section 1859.71. The number of toilet facilities needed for interim housing shall be the sum of the positive numbers determined in (b)(7) divided by eight rounded up to the nearest whole number.

From the funds deemed available as a matching contribution, the district may also retain \$19,776 per classroom in each reporting period for the cost to provide necessary interim housing for the currently unhoused pupils displaced as a result of a SAB approved seismic mitigation project pursuant to Section 1859.82. The amount shown shall be adjusted annually in the manner prescribed in Section 1859.71. The number of classrooms needed for interim housing shall be the quotient of the displaced pupils by 25 for K-6, 27 for 7-12, 13 for Non-Severe and 9 for Severe and round up to the nearest whole number.

If the district's available funds, as determined by the OPSC analysis less costs for interim housing, is less than its matching share, the district will be deemed to have met the requirements of this Subsection.

- (c) The district has made all reasonable efforts to fund its matching share of the project by demonstrating it is levying the developer fee justified under law or an alternative revenue source equal to or greater than the developer fee otherwise justified under law at the time of request for hardship and the district meets at least one of the following:
- (1) The current outstanding bonded indebtedness of the district issued for the purpose of constructing school facilities in accordance with Education Code Section 17072.35 or 17074.25 as appropriate, at the time of request for financial hardship status, is at least 60 percent of the district's total bonding capacity. Outstanding bonded indebtedness includes that part of general obligation bonds, Mello-Roos Bonds, School Facility Improvement District Bonds and certificates of participation which the district is paying a debt service that was issued for capital outlay school facility purposes.
 - (2) The district had a successful registered voter bond election for at least the maximum amount allowed under Proposition 39 within the previous two years from the date of request for financial hardship status. The proceeds from the bond election that represent the maximum amount allowed under the provisions of Proposition 39 must be used to fund the district's matching share requirement for SFP project(s).
 - (3) It is a County Superintendent of Schools.
 - (4) The district's total bonding capacity at the time of the request for financial hardship status is \$5 million or less.
 - (5) Other evidence of reasonable effort as approved by the SAB.

If the district's request for financial hardship status is denied by the Board, the district may be deemed eligible for rental payments of \$2,000 per year per classroom under the Emergency School Classroom Law of 1979 for a two year period when

relocatable classroom buildings are available and the district provides financial documentation that it is unable to afford the full rental amount and any other information satisfactory to the Board that the rental reduction is necessary. The number of classrooms eligible for the \$2,000 rental payments shall be the sum of the numbers determined in (c)(5)(B) as follows:

- (A) Determine the number of pupils by grade level that the district requested a New Construction Grant on the Form SAB 50-04 that were denied financial hardship status.
- (B) Divide the number by grade level determined in (c)(5)(A) by 25 for K-6, 27 for 7-12, 13 for Non-Severe and 9 for Severe and round up to the nearest whole number.
- (d) The district has not signed a contract for acquisition or construction of classrooms that replace existing facility(ies), which were included in the determination of the district's new construction eligibility pursuant to Education Code Section 17071.75, in a locally funded project during the five-year period immediately preceding the district's application for financial hardship assistance. This restriction may be lifted if the Board finds that unforeseen and extenuating circumstances existed that required the district to use local funds to replace the facility(ies).
- (e) If the district meets the financial hardship requirements in this Section, the amount of financial hardship is equal to the district's matching share less funds deemed available in (a).
- (1) Once a district has been notified by OPSC that it meets the requirements of financial hardship in this Section, the district may file Form SAB 50-04 under the provisions of financial hardship anytime within a period of 180 calendar days from the date of the OPSC notification.
- (2) If the district does not submit Form SAB 50-04 under the provisions of financial hardship within 180 calendar days of the OPSC notification of approval of financial hardship status, the district must re-qualify for financial hardship status under the provisions of this Section by submittal of a new request for financial hardship status.
- (3) If the project(s) has been included on an unfunded list for more than 180 calendar days, a review of the district's funds pursuant to (a) will be made to determine if additional district funds are available to fund the district's matching share of the project(s).

Financial hardship approval status by the OPSC for a separate design and/or site apportionment does not apply to any subsequent funding for the project(s).

- (f) If the district submits Form SAB 50-04 within 180 calendar days of the OPSC notification of approval of financial hardship and the project(s) has been included on the "Unfunded List (Lack of AB 55 Loans)" for more than 180 calendar days as a result of the State of California's inability to provide interim financing from the Pooled Money Investment Account (AB 55 loans), the Board may suspend the unfunded review requirement as defined in Regulation Section 1859.81(e). Projects added to any other unfunded list shall be subject to the review detailed in Regulation Section 1859.81(e). Regulation Section 1859.81(f) shall become inoperative July 1, 2011.
- (g) A project added to an unfunded list on or after July 1, 2011 will be subject to the review detailed in section (e)(3). For projects added to an unfunded list between February 25, 2009 and June 30, 2011, only the district's financial records on or after July 1, 2011 will be considered in calculating any adjustment to the district's matching share.
- (h) On or after September 22, 2017, a district may submit a request for funding in advance of obtaining a determination of Financial Hardship.
 - (1) To be considered for Financial Hardship, the district must check the box on the Form SAB 50-04 requesting Financial Hardship pursuant to this subsection when submitting a request for funding.
 - (2) Prior to processing an application OPSC will notify the district in writing to submit the necessary documentation for a Financial Hardship analysis pursuant to (a), (b), (c) and (d). OPSC will not accept any documents for a Financial Hardship analysis in advance of the notification. Failure to submit the requested documentation within 60 calendar days of OPSC's notification will result in either a. or b.:
 - a. District may amend their Form SAB 50-04 to exclude the request for Financial Hardship determination.
 - b. OPSC will return the request for funding and related materials to the district.
 - (3) Upon notification of Financial Hardship approval, any Form SAB 50-04 processed within 180 calendar days of the approval date will be included in the approval.
 - (4) For any Form SAB 50-04 processed more than 180 calendar days after the date of the Financial Hardship approval the district shall re-qualify for Financial Hardship status.

Note: Authority cited: Sections 17070.35, 17075.15, 17078.72 and 17592.73, Education Code.

Reference: Sections 17071.75, 17075.10, 17075.15, and 17079.20, Education Code.