

State Allocation Board Agenda



Lisa Silverman, Executive Officer
Office of Public School Construction
707 Third Street
West Sacramento, CA 95605

Public Meeting
Wednesday, February 28, 2018
State Capitol, Room 4203*
Sacramento, CA 95814
4:00 p.m.*

General Information
(916) 376-1771

For further information please contact your Project Manager.

*Meeting room and time subject to change.

A copy of the 10-Day Notice can be found on the [OPSC website](#).

February 28, 2018

Agenda

<u>TAB</u>	<u>SUBJECT</u>	<u>PRESENTER</u>	<u>PAGE</u>
	Call Meeting to Order	Chair	
	Roll Call	Secretary	
	Table of Contents		i - ii
1	Alphabetical Listing		iii - v
2	Minutes of January 24, 2018		1 - 6
3	Executive Officer Statement		7
4	<u>CONSENT AGENDA</u>		
	<u>SCHOOL FACILITY PROGRAM</u>		
	Resolution		8
	Eligibility Approvals		9 - 11
	Eligibility Adjustments		12 - 20
	Unfunded Approvals		21 - 44
	Funding		45 - 45a
	Closeouts		46 - 58
	Reductions to Costs Incurred		59 - 60
	<u>OTHER PROGRAMS</u>		
	Unused Sites Program		61 - 62
	Facility Hardship/Rehabilitation Program		63 - 70

NEXT MONTHLY STATE ALLOCATION BOARD MEETING – MARCH 21, 2018

February 28, 2018

Agenda

<u>TAB</u>	<u>SUBJECT</u>	<u>PAGE</u>
5	<u>FINANCIAL REPORTS</u>	
	STATUS OF FUND RELEASES	71 - 72
	STATUS OF FUNDS	73 - 89a
6	<u>APPEALS</u>	
	SAN MARCOS UNIFIED/SAN DIEGO 50/73791-00-012	90 - 98
	To present the District's request to retain unspent site acquisition grants.	WITHDRAWN
	<u>ACTION ITEMS</u>	
7	CHARTER SCHOOL FACILITIES PROGRAM UNFUNDED PRELIMINARY APPORTIONMENTS To provide unfunded Preliminary Charter School Apportionments for the Charter School Facilities Program for the projects listed on Attachment B.	99 - 137
8	<u>REPORTS, DISCUSSION ITEMS AND INFORMATION</u>	
	State Allocation Board Three-Month Projected Workload	138-139
	Dates for 2018 State Allocation Board Meetings	140
	School Facility Program Unfunded List	141-145
	School Facility Program Workload List	146-176
	Facility Hardship/Rehabilitation Approvals Without Funding	177-178
	Financial Hardship Regulation Section 1859.81	179-182

February 28, 2018

Alphabetical Listing

School District	County	Category	Page No.
ABC UNIFIED	LOS ANGELES	SFP - Career Tech	Consent 56
ALLENSWORTH ELEMENTARY	TULARE	Unused Sites	Consent 61
BELMONT-REDWOOD SHORES ELEMENTARY	SAN MATEO	SFP - Modernization	Consent 21*
CAJON VALLEY UNION ELEMENTARY	SAN DIEGO	SFP - New Construction	Consent 12
CAMINO UNION ELEMENTARY	EL DORADO	SFP - New Construction	Consent 12
CARLSBAD UNIFIED	SAN DIEGO	SFP - New Construction	Consent 46*
CERES UNIFIED	STANISLAUS	SFP - New Construction	Consent 47
CERES UNIFIED	STANISLAUS	SFP - New Construction	Consent 48
CHAFFEY JOINT UNION HIGH	SAN BERNARDINO	SFP - New Construction	Consent 12
CHAFFEY JOINT UNION HIGH	SAN BERNARDINO	SFP - New Construction	Consent 21*
CHAWANAKEE UNIFIED	MADERA	SFP - New Construction	Consent 12
CHICO UNIFIED	BUTTE	SFP - New Construction	Consent 12
CINNABAR ELEMENTARY	SONOMA	SFP - Modernization	Consent 57
CLOVIS UNIFIED	FRESNO	SFP - New Construction	Consent 12
CLOVIS UNIFIED	FRESNO	SFP - New Construction	Consent 21*
CLOVIS UNIFIED	FRESNO	SFP - New Construction	Consent 21*
CLOVIS UNIFIED	FRESNO	SFP - Modernization	Consent 12
CLOVIS UNIFIED	FRESNO	SFP - Modernization	Consent 21*
CLOVIS UNIFIED	FRESNO	SFP - Modernization	Consent 21*
COLTON JOINT UNIFIED	SAN BERNARDINO	SFP - Modernization	Consent 21*
COLTON JOINT UNIFIED	SAN BERNARDINO	SFP - Modernization	Consent 21*
COLTON JOINT UNIFIED	SAN BERNARDINO	SFP - Modernization	Consent 21*
COLTON JOINT UNIFIED	SAN BERNARDINO	SFP - Modernization	Consent 21*
CORONA-NORCO UNIFIED	RIVERSIDE	SFP - New Construction	Consent 12
CORONA-NORCO UNIFIED	RIVERSIDE	SFP - New Construction	Consent 21*
CORONA-NORCO UNIFIED	RIVERSIDE	SFP - New Construction	Consent 21*
DEL NORTE COUNTY UNIFIED	DEL NORTE	Unused Sites	Consent 62
DESERT SANDS UNIFIED	RIVERSIDE	SFP - New Construction	Consent 12
DESERT SANDS UNIFIED	RIVERSIDE	SFP - New Construction	Consent 21*
ELK GROVE UNIFIED	SACRAMENTO	SFP - New Construction	Consent 12
ENTERPRISE ELEMENTARY	SHASTA	SFP - New Construction	Consent 9
FREMONT UNION HIGH	SANTA CLARA	SFP - New Construction	Consent 9
FREMONT UNION HIGH	SANTA CLARA	SFP - New Construction	Consent 12
FREMONT UNION HIGH	SANTA CLARA	SFP - New Construction	Consent 21*
FREMONT UNION HIGH	SANTA CLARA	SFP - New Construction	Consent 9
FREMONT UNION HIGH	SANTA CLARA	SFP - New Construction	Consent 9
GILROY UNIFIED	SANTA CLARA	SFP - New Construction	Consent 12
GRASS VALLEY ELEMENTARY	NEVADA	SFP - New Construction	Consent 12
GROSSMONT UNION HIGH	SAN DIEGO	SFP - New Construction	Consent 12
GUERNEVILLE ELEMENTARY	SONOMA	SFP - Modernization	Consent 9
GUERNEVILLE ELEMENTARY	SONOMA	SFP - Modernization	Consent 21*
HAPPY VALLEY ELEMENTARY	SANTA CRUZ	SFP - Modernization	Consent 45
HAYWARD UNIFIED	ALAMEDA	SFP - New Construction	Consent 12
HAYWARD UNIFIED	ALAMEDA	SFP - New Construction	Consent 12
HOLLISTER ELEMENTARY	SAN BENITO	SFP - New Construction	Consent 12
IMPERIAL COUNTY OFFICE OF EDUCATION	IMPERIAL	SFP - New Construction	Consent 12
IMPERIAL COUNTY OFFICE OF EDUCATION	IMPERIAL	SFP - New Construction	Consent 12
INGLEWOOD UNIFIED	LOS ANGELES	SFP - New Construction	Consent 12
KINGS CANYON JOINT UNIFIED	FRESNO	SFP - New Construction	Consent 12
LEMOORE UNION HIGH	KINGS	SFP - New Construction	Consent 12

February 28, 2018

Alphabetical Listing

School District	County	Category	Page No.
LOMPOC UNIFIED	SANTA BARBARA	SFP - New Construction	Consent 9
LONG BEACH UNIFIED	LOS ANGELES	SFP - New Construction	Consent 9
LONG BEACH UNIFIED	LOS ANGELES	SFP - New Construction	Consent 9
LONG BEACH UNIFIED	LOS ANGELES	SFP - New Construction	Consent 12
LONG BEACH UNIFIED	LOS ANGELES	SFP - New Construction	Consent 9
LONG BEACH UNIFIED	LOS ANGELES	SFP - New Construction	Consent 9
LONG BEACH UNIFIED	LOS ANGELES	SFP - New Construction	Consent 9
LONG BEACH UNIFIED	LOS ANGELES	SFP - New Construction	Consent 21*
LOS ANGELES UNIFIED	LOS ANGELES	SFP - New Construction	Consent 12
LOS ANGELES UNIFIED	LOS ANGELES	SFP - COS	Consent 55*
LOS ANGELES UNIFIED	LOS ANGELES	SFP - Career Tech	Consent 58
MARTINEZ UNIFIED	CONTRA COSTA	SFP - New Construction	Consent 12
MARTINEZ UNIFIED	CONTRA COSTA	SFP - New Construction	Consent 21*
MARTINEZ UNIFIED	CONTRA COSTA	SFP - Modernization	Consent 12
MARTINEZ UNIFIED	CONTRA COSTA	SFP - Modernization	Consent 21*
MERCED COUNTY OFFICE OF EDUCATION	MERCED	SFP - New Construction	Consent 49
MERCED UNION HIGH	MERCED	SFP - New Construction	Consent 50*
MISSION UNION ELEMENTARY	MONTEREY	SFP - New Construction	Consent 12
NAPA VALLEY UNIFIED	NAPA	SFP - New Construction	Consent 9
NAPA VALLEY UNIFIED	NAPA	SFP - New Construction	Consent 12
NAPA VALLEY UNIFIED	NAPA	SFP - New Construction	Consent 9
NAPA VALLEY UNIFIED	NAPA	SFP - New Construction	Consent 9
OAKLAND UNIFIED	ALAMEDA	SFP - New Construction	Consent 12
OAKLAND UNIFIED	ALAMEDA	SFP - New Construction	Consent 12
OAKLAND UNIFIED	ALAMEDA	SFP - New Construction	Consent 12
OAKLAND UNIFIED	ALAMEDA	SFP - New Construction	Consent 12
OAKLAND UNIFIED	ALAMEDA	SFP - New Construction	Consent 12
ORANGE UNIFIED	ORANGE	SFP - New Construction	Consent 12
OROVILLE CITY ELEMENTARY	BUTTE	SFP - New Construction	Consent 12
PALM SPRINGS UNIFIED	RIVERSIDE	SFP - Modernization	Consent 21*
PERRIS ELEMENTARY	RIVERSIDE	SFP - New Construction	Consent 12
PETALUMA CITY ELEMENTARY	SONOMA	SFP - New Construction	WITHDRAWN
PLUMAS UNIFIED	PLUMAS	SFP - Modernization	Consent 63*
RIVERSIDE COUNTY OFFICE OF EDUCATION	RIVERSIDE	SFP - New Construction	Consent 12
SACRAMENTO CITY UNIFIED	SACRAMENTO	SFP - New Construction	Consent 12
SAN BERNARDINO COUNTY OFFICE OF ED.	SAN BERNARDINO	SFP - New Construction	Consent 51*
SAN BERNARDINO COUNTY OFFICE OF ED.	SAN BERNARDINO	SFP - New Construction	Consent 52
SAN CARLOS ELEMENTARY	SAN MATEO	SFP - New Construction	Consent 9
SANGER UNIFIED	FRESNO	SFP - New Construction	Consent 12
SEBASTOPOL UNION ELEMENTARY	SONOMA	SFP - New Construction	Consent 12
SIERRA SANDS UNIFIED	KERN	SFP - Modernization	Consent 67*
STANISLAUS COUNTY OFFICE OF EDUCATION	STANISLAUS	SFP - New Construction	Consent 53
STANISLAUS COUNTY OFFICE OF EDUCATION	STANISLAUS	SFP - New Construction	Consent 54
STOCKTON UNIFIED	SAN JOAQUIN	SFP - New Construction	Consent 12
SYLVAN UNION ELEMENTARY	STANISLAUS	SFP - Modernization	Consent 21*
TEHAMA COUNTY OFFICE OF EDUCATION	TEHAMA	SFP - New Construction	Consent 59
TULARE JOINT UNION HIGH	TULARE	SFP - New Construction	Consent 12
TULARE JOINT UNION HIGH	TULARE	SFP - New Construction	Consent 21*
TWIN RIVERS UNIFIED	SACRAMENTO	SFP - New Construction	Consent 12
TWIN RIVERS UNIFIED	SACRAMENTO	SFP - New Construction	Consent 12
TWIN RIVERS UNIFIED	SACRAMENTO	SFP - New Construction	Consent 12

February 28, 2018

Alphabetical Listing

School District	County	Category	Page No.
VALLEJO CITY UNIFIED	SOLANO	SFP - New Construction	Consent 12
VENTURA UNIFIED	VENTURA	SFP - New Construction	Consent 12
WEST CONTRA COSTA UNIFIED	CONTRA COSTA	SFP - New Construction	Consent 12
WEST CONTRA COSTA UNIFIED	CONTRA COSTA	SFP - Modernization	Consent 45a
WEST PARK ELEMENTARY	FRESNO	SFP - Modernization	Consent 21*
WINDSOR UNIFIED	SONOMA	SFP - New Construction	Consent 12

OPSC PROGRAM CODES

SCHOOL FACILITY PROGRAM (SFP)

- 50 – NEW CONSTRUCTION
- 51 – NEW CONSTRUCTION FACILITY HARDSHIP
- 52 – SFP JOINT-USE
- 53 – CRITICALLY OVERCROWDED SCHOOLS
- 54 – CHARTER SCHOOLS
- 55 – CAREER TECH NEW CONSTRUCTION
- 56 – OVERCROWDING RELIEF GRANT PROGRAM
- 57 – MODERNIZATION
- 58 – MODERNIZATION FACILITY HARDSHIP
- 59 – CAREER TECH MODERNIZATION

OTHER PROGRAMS

- 25 – RELOCATABLE CLASSROOM PROGRAM
- 34 – AIR CONDITIONING PROGRAM
- 40 – DEFERRED MAINTENANCE PROGRAM
- 61 – EMERGENCY REPAIR PROGRAM
- 92 – UNUSED SITES PROGRAM

MINUTES
State Allocation Board
January 24, 2018

Upon notice duly given, the meeting of the State Allocation Board (SAB) was held at the State Capitol, Room 447, in Sacramento, California on January 24, 2018 at 4:00 p.m.

Members of the SAB present were as follows:

- Jacqueline Wong-Hernandez, Chief Deputy Director, Policy, Department of Finance, designated representative for Michael Cohen, Director, Department of Finance
- Daniel Kim, Director, Department of General Services
- Juan Mireles, Director, School Facilities and Transportation Services Division, California Department of Education (CDE), designated representative for Tom Torlakson, Superintendent of Public Instruction
- Cesar Diaz, appointee of Edmund G. Brown, Jr., Governor of the State of California
- Senator Benjamin Allen
- Senator Janet Nguyen
- Senator Richard Pan
- Assembly Member Rocky Chavez
- Assembly Member Patrick O'Donnell

Member of the SAB absent was as follows:

- Assembly Member Adrin Nazarian

Representative of the SAB was as follows:

Lisa Silverman, Executive Officer

Representatives of the Department of General Services, Office of Public School Construction (OPSC), were as follows:

Lisa Silverman, Executive Officer
 Barbara Kampmeiner, Deputy Executive Officer

Representative of the Department of General Services, Office of Legal Services, was as follows:

Jonette Banzon, Attorney

With a quorum present, Ms. Wong-Hernandez, Chair, called the meeting to order at 4:00 p.m.

PRIOR MINUTES

A motion was made to approve the December 6, 2017 SAB Minutes. The Chair called for a roll-call vote and the motion carried per the following votes:

MEMBER	AYE	NAY	ABSTAIN	ABSENT
Senator Allen	X			
Senator Nguyen				X
Senator Pan	X			
Assembly Member Nazarian				X
Assembly Member Chavez				X
Assembly Member O'Donnell	X			
Juan Mireles	X			
Cesar Diaz (Governor's Appointee)	X			
Daniel Kim	X			
Jacqueline Wong-Hernandez	X			
Total	7			3

Motion:

Carried X
 Failed

EXECUTIVE OFFICER'S STATEMENT

The Executive Officer informed the SAB of the following:

Recent Priority Funding Filing Round Closed

The priority funding filing period closed on December 7, 2017. OPSC received requests for 81 of 87 unique projects from 63 school districts for a total of \$185.3 million. The requests will be valid from January 1, 2018 through June 30, 2018. School districts were reminded that the requirements for participation in the Priority Funding Process are in effect under School Facility Program (SFP) Regulation Section 1859.90.3.

Career Technical Education Facilities Program

The SAB established two Career Technical Education Facilities Program (CTEFP) filing rounds at its August 2017 meeting. Grant applications were due to CDE by November 29, 2017 of which over 300 applications were received. These applications must be submitted to OPSC for funding consideration by close of business on February 21, 2018.

Online Funding Applications

New on-line options for the School Facility Program (SFP) are in development. The long-term plan will provide school districts with the ability to submit eligibility and funding applications electronically. OPSC anticipates having the first application ready at the end of January 2018, which will be for the CTEFP application. Additional updates will be provided in the future.

Joint Agency Workshops

OPSC, CDE and the Division of the State Architect continue to hold joint agency workshops. The workshops provide school districts and stakeholders with updates regarding the impact of Proposition 51 on the SFP, along with other general information and changes to the program. There are also additional sessions for small school districts to directly address concerns and provide assistance on specific projects or facility needs that may be eligible for funding. It was stated that the next joint agency workshops are scheduled for January 30, 2018 in Modesto and February 9, 2018 in Brentwood.

Next SAB Meeting

The SAB and stakeholders were informed that the next SAB meeting was scheduled for Wednesday, February 28, 2018.

CONSENT ITEMS

A motion was made to approve the Consent calendar as presented. The Chair called for a roll-call vote and the motion carried per the following votes:

MEMBER	AYE	NAY	ABSTAIN	ABSENT
Senator Allen	X			
Senator Nguyen				X
Senator Pan	X			
Assembly Member Nazarian				X
Assembly Member Chavez	X			
Assembly Member O'Donnell	X			
Juan Mireles	X			
Cesar Diaz (Governor's Appointee)	X			
Daniel Kim	X			
Jacqueline Wong-Hernandez	X			
Total	8			2

Motion:

Carried X
 Failed

FINANCIAL REPORTS

Status of Fund Releases

The SAB accepted the Status of Fund Releases report as presented.

Status of Funds

The SAB accepted the Status of Funds report as presented.

ACTION ITEMS

Charter School Facilities Program Preliminary Charter School Apportionments

The SAB made a motion to adopt the staff’s recommendations. The Chair called for a roll-call vote and the motion carried per the following votes:

MEMBER	AYE	NAY	ABSTAIN	ABSENT
Senator Allen				X
Senator Nguyen	X			
Senator Pan	X			
Assembly Member Nazarian				X
Assembly Member Chavez	X			
Assembly Member O'Donnell	X			
Juan Mireles	X			
Cesar Diaz (Governor's Appointee)	X			
Daniel Kim	X			
Jacqueline Wong-Hernandez	X			
Total	8			2

Motion:

Carried X
 Failed

Seismic Mitigation Program and Other Technical Conforming Regulatory Amendments

A motion was made to bifurcate the Seismic Mitigation Program regulatory amendments from the other technical conforming regulatory amendments. The Chair called for a roll-call vote and the motion failed per the following votes:

MEMBER	AYE	NAY	ABSTAIN	ABSENT
Senator Allen	X			
Senator Nguyen	X			
Senator Pan			X	
Assembly Member Nazarian				X
Assembly Member Chavez		X		
Assembly Member O'Donnell	X			
Juan Mireles	X			
Cesar Diaz (Governor's Appointee)		X		
Daniel Kim		X		
Jacqueline Wong-Hernandez		X		
Total	4	4	1	1

Motion:

Carried
 Failed X

After the SAB had a discussion, a second motion was made to approve the staff’s recommendations. The Chair called for a roll-call vote and the motion carried per the following votes:

ACTION ITEMS (cont.)

Seismic Mitigation Program and Other Technical Conforming Regulatory Amendments (cont.)

MEMBER	AYE	NAY	ABSTAIN	ABSENT
Senator Allen			X	
Senator Nguyen	X			
Senator Pan	X			
Assembly Member Nazarian				X
Assembly Member Chavez	X			
Assembly Member O'Donnell		X		
Juan Mireles	X			
Cesar Diaz (Governor's Appointee)	X			
Daniel Kim	X			
Jacqueline Wong-Hernandez	X			
Total	7	1	1	1

Motion:

Carried X

Failed

REPORTS, DISCUSSION, AND INFORMATION ITEMS

The SAB acknowledged the following reports:

Legislative Update

State Allocation Board Three-Month Projected Workload

State Allocation Board Meeting Dates for the 2018 Calendar Year

School Facility Program Unfunded List as of December 6, 2017

School Facility Program Workload List of Applications Received Through December 31, 2017

Facility Hardship/Rehabilitation Approvals Without Funding as of December 6, 2017

ADJOURNMENT

There being no further business to come before the SAB, the Chair adjourned the meeting at 5:24 p.m.



LISA SILVERMAN, Executive Officer

ATTACHMENT A
Approved Consent Items on 1/24/2018

Program	Application Number	District	County	
Continued Use	91/65755-00-000	LOS BANOS UNIFIED	MERCED	
Continued Use	91/65136-00-000	WILLIAM S. HART UNION HIGH	LOS ANGELES	
Emergency Repair Program	61/63321-00-015	BAKERSFIELD CITY ELEMENTARY	KERN	
Emergency Repair Program	61/69393-00-001	CAMPBELL UNION ELEMENTARY	SANTA CLARA	
Emergency Repair Program	61/75598-00-017	CARUTHERS UNIFIED	FRESNO	
Emergency Repair Program	61/75598-00-016	CARUTHERS UNIFIED	FRESNO	
Emergency Repair Program	61/75598-00-015	CARUTHERS UNIFIED	FRESNO	
Emergency Repair Program	61/75598-00-014	CARUTHERS UNIFIED	FRESNO	
Emergency Repair Program	61/69427-00-018	EAST SIDE UNION HIGH	SANTA CLARA	
Emergency Repair Program	61/68338-00-296	SAN DIEGO UNIFIED	SAN DIEGO	
SFP - Charter Schools	54/67314-00-002	ELK GROVE UNIFIED	SACRAMENTO	
SFP - Charter Schools	54/64733-00-035	LOS ANGELES UNIFIED	LOS ANGELES	
SFP - COS	53/64733-00-212	LOS ANGELES UNIFIED	LOS ANGELES	
SFP—Modernization	57/67991-00-000	CAJON VALLEY UNION ELEMENTARY	SAN DIEGO	WITHDRAWN
SFP—Modernization	57/61846-00-000	GAMINO UNION ELEMENTARY	EL DORADO	WITHDRAWN
SFP—Modernization	57/61424-00-000	CHICO UNIFIED	BUTTE	WITHDRAWN
SFP—Modernization	57/68023-07-000	CHULA VISTA ELEMENTARY	SAN DIEGO	WITHDRAWN
SFP—Modernization	57/68023-03-000	CHULA VISTA ELEMENTARY	SAN DIEGO	WITHDRAWN
SFP—Modernization	57/68023-00-000	CHULA VISTA ELEMENTARY	SAN DIEGO	WITHDRAWN
SFP—Modernization	57/62147-00-000	GLOVIS UNIFIED	FRESNO	WITHDRAWN
SFP—Modernization	57/69427-00-000	EAST SIDE UNION HIGH	SANTA CLARA	WITHDRAWN
SFP—Modernization	57/69971-00-000	ENTERPRISE ELEMENTARY	SHASTA	WITHDRAWN
SFP - Modernization	58/62810-00-001	FORTUNA UNION HIGH	HUMBOLDT	
SFP—Modernization	57/66332-00-000	GRASS VALLEY ELEMENTARY	NEVADA	WITHDRAWN
SFP—Modernization	57/61192-02-000	HAYWARD UNIFIED	ALAMEDA	WITHDRAWN
SFP—Modernization	57/61192-01-000	HAYWARD UNIFIED	ALAMEDA	WITHDRAWN
SFP—Modernization	57/67470-00-000	HOLLISTER ELEMENTARY	SAN BENITO	WITHDRAWN
SFP—Modernization	57/69229-00-000	LOMPOC UNIFIED	SANTA BARBARA	WITHDRAWN
SFP - Modernization	57/65755-00-000	LOS BANOS UNIFIED	MERCED	
SFP—Modernization	57/66532-00-000	MARIPOSA COUNTY UNIFIED	MARIPOSA	WITHDRAWN
SFP—Modernization	57/69583-00-000	MORGAN HILL UNIFIED	SANTA CLARA	WITHDRAWN
SFP - Modernization	57/67793-00-001	MT. BALDY JOINT ELEMENTARY	SAN BERNARDINO	
SFP—Modernization	57/66266-00-000	NAPA VALLEY UNIFIED	NAPA	WITHDRAWN
SFP—Modernization	57/75283-00-000	NATOMAS UNIFIED	SACRAMENTO	WITHDRAWN
SFP—Modernization	57/61259-13-000	OAKLAND UNIFIED	ALAMEDA	WITHDRAWN
SFP—Modernization	57/61259-12-000	OAKLAND UNIFIED	ALAMEDA	WITHDRAWN
SFP—Modernization	57/61259-09-000	OAKLAND UNIFIED	ALAMEDA	WITHDRAWN
SFP—Modernization	57/61259-00-000	OAKLAND UNIFIED	ALAMEDA	WITHDRAWN
SFP—Modernization	57/61259-21-000	OAKLAND UNIFIED	ALAMEDA	WITHDRAWN
SFP—Modernization	57/67199-00-000	PERRIS ELEMENTARY	RIVERSIDE	WITHDRAWN
SFP—Modernization	57/67439-00-000	SACRAMENTO CITY UNIFIED	SACRAMENTO	WITHDRAWN
SFP—Modernization	57/69021-00-000	SAN CARLOS ELEMENTARY	SAN MATEO	WITHDRAWN
SFP—Modernization	57/68338-00-000	SAN DIEGO UNIFIED	SAN DIEGO	WITHDRAWN
SFP - Modernization	57/68478-63-000	SAN FRANCISCO UNIFIED	SAN FRANCISCO	
SFP—Modernization	57/67447-00-000	SAN JUAN UNIFIED	SACRAMENTO	WITHDRAWN
SFP—Modernization	57/61309-00-000	SAN LORENZO UNIFIED	ALAMEDA	WITHDRAWN
SFP—Modernization	57/68809-00-000	SAN LUIS COASTAL UNIFIED	SAN LUIS OBISPO	WITHDRAWN
SFP—Modernization	57/62414-00-000	SANGER UNIFIED	FRESNO	WITHDRAWN
SFP—Modernization	57/75499-00-000	TRACY JOINT UNIFIED	SAN JOAQUIN	WITHDRAWN
SFP—Modernization	57/70961-00-000	TWIN HILLS UNION ELEMENTARY	SONOMA	WITHDRAWN
SFP—Modernization	57/76505-04-000	TWIN RIVERS UNIFIED	SACRAMENTO	WITHDRAWN
SFP—Modernization	57/76505-02-000	TWIN RIVERS UNIFIED	SACRAMENTO	WITHDRAWN
SFP—Modernization	57/76505-03-000	TWIN RIVERS UNIFIED	SACRAMENTO	WITHDRAWN
SFP—Modernization	57/70581-00-000	VALLEJO CITY UNIFIED	SOLANO	WITHDRAWN
SFP—Modernization	57/72256-00-000	VISALIA UNIFIED	TULARE	WITHDRAWN
SFP—Modernization	57/72694-00-000	WASHINGTON UNIFIED	YOLO	WITHDRAWN
SFP—Modernization	57/61796-00-000	WEST CONTRA COSTA UNIFIED	CONTRA COSTA	WITHDRAWN
SFP—Modernization	57/75358-00-000	WINDSOR UNIFIED	SONOMA	WITHDRAWN
SFP - New Construction	50/68866-00-000	BELMONT-REDWOOD SHORES ELEMENTARY	SAN MATEO	
SFP—New Construction	50/67991-00-000	CAJON VALLEY UNION ELEMENTARY	SAN DIEGO	WITHDRAWN
SFP—New Construction	50/61846-00-000	GAMINO UNION ELEMENTARY	EL DORADO	WITHDRAWN
SFP—New Construction	50/75606-00-000	CHAWANAKEE UNIFIED	MADERA	WITHDRAWN
SFP - New Construction	50/75606-00-001	CHAWANAKEE UNIFIED	MADERA	
SFP—New Construction	50/61424-00-000	CHICO UNIFIED	BUTTE	WITHDRAWN
SFP—New Construction	50/68023-07-000	CHULA VISTA ELEMENTARY	SAN DIEGO	WITHDRAWN
SFP - New Construction	50/68023-03-000	CHULA VISTA ELEMENTARY	SAN DIEGO	
SFP—New Construction	50/62147-00-000	GLOVIS UNIFIED	FRESNO	WITHDRAWN
SFP - New Construction	50/67686-00-028	COLTON JOINT UNIFIED	SAN BERNARDINO	
SFP—New Construction	50/69427-00-000	EAST SIDE UNION HIGH	SANTA CLARA	WITHDRAWN
SFP—New Construction	50/67314-00-000	ELK GROVE UNIFIED	SACRAMENTO	WITHDRAWN
SFP—New Construction	50/69971-00-000	ENTERPRISE ELEMENTARY	SHASTA	WITHDRAWN
SFP - New Construction	51/68114-00-003	FALLBROOK UNION ELEMENTARY	SAN DIEGO	
SFP - New Construction	51/68114-00-002	FALLBROOK UNION ELEMENTARY	SAN DIEGO	
SFP—New Construction	50/69484-00-000	GILROY UNIFIED	SANTA CLARA	WITHDRAWN
SFP—New Construction	50/66332-00-000	GRASS VALLEY ELEMENTARY	NEVADA	WITHDRAWN

ATTACHMENT A
Approved Consent Items on 1/24/2018

Program	Application Number	District	County	
SFP - New Construction	50/68130-03-000	GROSSMONT UNION HIGH	SAN DIEGO	WITHDRAWN
SFP - New Construction	50/61192-01-000	HAYWARD UNIFIED	ALAMEDA	WITHDRAWN
SFP - New Construction	50/61192-02-000	HAYWARD UNIFIED	ALAMEDA	WITHDRAWN
SFP - New Construction	50/63131-00-006	HEBER ELEMENTARY	IMPERIAL	
SFP - New Construction	50/67470-00-000	HOLLISTER ELEMENTARY	SAN BENITO	WITHDRAWN
SFP - New Construction	50/10132-03-000	IMPERIAL COUNTY OFFICE OF EDUCATION	IMPERIAL	WITHDRAWN
SFP - New Construction	50/10132-01-000	IMPERIAL COUNTY OFFICE OF EDUCATION	IMPERIAL	WITHDRAWN
SFP - New Construction	50/64634-00-000	INGLEWOOD UNIFIED	LOS ANGELES	WITHDRAWN
SFP - New Construction	50/62265-00-000	KINGS CANYON JOINT UNIFIED	FRESNO	WITHDRAWN
SFP - New Construction	50/63974-00-000	LEMOORE UNION ELEMENTARY	KINGS	WITHDRAWN
SFP - New Construction	50/69229-00-000	LOMPOC UNIFIED	SANTA BARBARA	WITHDRAWN
SFP - New Construction	50/64725-00-000	LONG BEACH UNIFIED	LOS ANGELES	WITHDRAWN
SFP - New Construction	50/64733-00-000	LOS ANGELES UNIFIED	LOS ANGELES	WITHDRAWN
SFP - New Construction	50/66266-00-000	NAPA VALLEY UNIFIED	NAPA	WITHDRAWN
SFP - New Construction	50/75283-00-000	NATOMAS UNIFIED	SACRAMENTO	
SFP - New Construction	50/68627-00-000	NEW JERUSALEM ELEMENTARY	SAN JOAQUIN	
SFP - New Construction	50/61259-09-000	OAKLAND UNIFIED	ALAMEDA	WITHDRAWN
SFP - New Construction	50/61259-12-000	OAKLAND UNIFIED	ALAMEDA	WITHDRAWN
SFP - New Construction	50/61259-13-000	OAKLAND UNIFIED	ALAMEDA	WITHDRAWN
SFP - New Construction	50/61259-21-000	OAKLAND UNIFIED	ALAMEDA	WITHDRAWN
SFP - New Construction	50/70847-00-000	OLD ADOBE UNION ELEMENTARY	SONOMA	
SFP - New Construction	50/66621-00-000	ORANGE UNIFIED	ORANGE	WITHDRAWN
SFP - New Construction	50/61507-00-000	OROVILLE CITY ELEMENTARY	BUTTE	WITHDRAWN
SFP - New Construction	50/67199-00-000	PERRIS ELEMENTARY	RIVERSIDE	WITHDRAWN
SFP - New Construction	50/70854-00-000	PETALUMA CITY ELEMENTARY	SONOMA	WITHDRAWN
SFP - New Construction	50/71654-00-004	RICHFIELD ELEMENTARY	TEHAMA	
SFP - New Construction	50/10330-99-000	RIVERSIDE COUNTY OFFICE OF EDUCATION	RIVERSIDE	WITHDRAWN
SFP - New Construction	50/70904-00-001	ROSELAND ELEMENTARY	SONOMA	
SFP - New Construction	50/67439-00-000	SACRAMENTO CITY UNIFIED	SACRAMENTO	WITHDRAWN
SFP - New Construction	50/10355-00-001	SAN BENITO COUNTY OFFICE OF EDUCATION	SAN BENITO	
SFP - New Construction	50/67876-00-000	SAN BERNARDINO CITY UNIFIED	SAN BERNARDINO	
SFP - New Construction	50/69021-00-000	SAN CARLOS ELEMENTARY	SAN MATEO	WITHDRAWN
SFP - New Construction	50/68338-11-000	SAN DIEGO UNIFIED	SAN DIEGO	WITHDRAWN
SFP - New Construction	50/68338-03-000	SAN DIEGO UNIFIED	SAN DIEGO	WITHDRAWN
SFP - New Construction	50/68338-02-000	SAN DIEGO UNIFIED	SAN DIEGO	WITHDRAWN
SFP - New Construction	50/68338-01-000	SAN DIEGO UNIFIED	SAN DIEGO	WITHDRAWN
SFP - New Construction	50/68478-63-000	SAN FRANCISCO UNIFIED	SAN FRANCISCO	
SFP - New Construction	50/62414-00-000	SANGER UNIFIED	FRESNO	WITHDRAWN
SFP - New Construction	50/66670-00-000	SANTA ANA UNIFIED	ORANGE	
SFP - New Construction	50/70938-00-000	SEBASTOPOL UNION ELEMENTARY	SONOMA	WITHDRAWN
SFP - New Construction	50/10488-00-033	SOLANO COUNTY OFFICE OF EDUCATION	SOLANO	
SFP - New Construction	50/68395-00-000	SOUTH BAY UNION ELEMENTARY	SAN DIEGO	WITHDRAWN
SFP - New Construction	50/68676-04-000	STOCKTON UNIFIED	SAN JOAQUIN	WITHDRAWN
SFP - New Construction	50/76505-04-000	TWIN RIVERS UNIFIED	SACRAMENTO	WITHDRAWN
SFP - New Construction	50/76505-03-000	TWIN RIVERS UNIFIED	SACRAMENTO	WITHDRAWN
SFP - New Construction	50/76505-02-000	TWIN RIVERS UNIFIED	SACRAMENTO	WITHDRAWN
SFP - New Construction	50/70581-00-000	VALLEJO CITY UNIFIED	SOLANO	WITHDRAWN
SFP - New Construction	50/72652-00-000	VENTURA UNIFIED	VENTURA	WITHDRAWN
SFP - New Construction	50/72256-00-000	VISALIA UNIFIED	TULARE	
SFP - New Construction	50/61796-00-000	WEST CONTRA COSTA UNIFIED	CONTRA COSTA	WITHDRAWN
SFP - New Construction	50/75358-00-000	WINDSOR UNIFIED	SONOMA	WITHDRAWN
Unused Sites	92/71795-00-000	ALLENSWORTH ELEMENTARY	TULARE	
Unused Sites	92/67355-00-000	GALT JOINT UNION HIGH	SACRAMENTO	

EXECUTIVE OFFICER STATEMENT
State Allocation Board Meeting, February 28, 2018

UPCOMING BOND SALE

There will be a General Obligation Bond sale that closes on March 15, 2018. Staff anticipates receiving bond proceeds for the School Facility Program from this sale and will prepare Priority Funding Apportionments commensurate with the funds received, for presentation to the Board at the March meeting.

ONLINE FUNDING APPLICATIONS FOR CAREER TECHNICAL EDUCATION PROJECTS

OPSC is proud to announce that "OPSC Online" went live and was available for all Career Technical Education Facilities Program (CTEFP) applicants that wished to submit their Form SAB 50-10 online. We have successfully received many applications via the online portal. While it is not mandatory to use the online submittal, OPSC encouraged school districts to use the online application and submit feedback to improve the current online CTEFP application process. Feedback from districts will also be used as OPSC continues the development of new online options for other areas within the School Facility Program. The long-term plan is to provide school districts the ability to submit all eligibility and funding applications electronically.

CAREER TECHNICAL EDUCATION FACILITIES PROGRAM

OPSC is currently processing CTEFP applications for the current application cycle that ended on February 21, 2018 and anticipates presenting them for Board approval no later than the June SAB meeting.

As a reminder, applications for the fifth CTEFP funding cycle are due to CDE on October 31, 2018 and due to OPSC on February 15, 2019.

NEXT STATE ALLOCATION BOARD MEETING

The next meeting has been rescheduled from **March 28, 2018** to **March 21, 2018 at 4:00pm**.

State of California
State Allocation Board
School Facility Program

This Resolution of the State Allocation Board (hereafter referred to as the "Board") is applicable to the appropriate sections of the Education Code and is described and filed in the office of the Executive Officer and will be made available to all interested parties as the Resolution pertains to the documents attached hereto. Said documents were acted upon by the Board at its meeting on February 28, 2018.

WHEREAS, the Board has previously approved or determined to be approvable a number of projects for construction or modernization eligibility of facilities for school districts and is making apportionments and/or unfunded approvals for the grant amounts for projects that meet the Board's criteria for the apportionment of grants pursuant to Education Code Sections 17072.10, 17078.52, 17078.70, 17079 or 17074.10 or Board Regulations 1859.81.1 or 1859.83;

WHEREAS, Treasury Regulations Section 1.150-2 require the State (on whose behalf the Board is acting) to declare its reasonable intent to provide grant funding to school districts, in accordance with Board policy and law, for costs of the projects with proceeds of State bonds;

NOW THEREFORE, BE IT RESOLVED:

1. This Resolution is adopted by the Board for the purposes of establishing compliance with Treasury Regulations Section 1.150-2, and this Resolution does not bind the Board to make any additional apportionment, or bind the State to incur any indebtedness.
2. The Board anticipates that some or all of the school districts listed on the list of "Projects" referred to in this Resolution will pay certain capital expenditures in connection with some or all of the project costs prior to the issuance of bonds by the State to pay for the grants for the projects. The reimbursement of such costs is consistent with the State's budgetary and financial circumstances, and in accordance with Board policy, as no other funds or accounts of the State have been budgeted or are available to pay the costs of the projects on either a short-term or a long-term basis.
3. The Board, acting on behalf of the State, hereby declares that it is the State's official intent to use proceeds of general obligation bonds that may become available for such purpose, consistent with the requirements of law that are in effect at the time the funds are available, to provide grants in accordance with applicable laws and regulations.
4. This Resolution shall be continuously available for inspection by the general public during normal business hours at the offices of the Board at 707 3rd Street, West Sacramento, California, commencing within one week after the date of enactment of this Resolution.
5. Any eligibility determination does not constitute a commitment of future funding by the Board.

I, the undersigned, duly authorized as the Executive Officer of the State Allocation Board, do hereby certify the foregoing to be true and correct, and that this Resolution was adopted at a meeting of said Board on February 28, 2018 at Sacramento, California.



Lisa Silverman
Executive Officer
State Allocation Board

REPORT OF THE EXECUTIVE OFFICER
State Allocation Board Meeting, February 28, 2018

SCHOOL FACILITY PROGRAM

PURPOSE OF REPORT

To present the Districts' requests for School Facility Program (SFP) eligibility approval.

DESCRIPTION

The school districts shown on the following Attachments have complied with State Allocation Board (Board) regulations regarding new construction or modernization eligibility determinations for the projects listed.

RECOMMENDATIONS

1. Approve the eligibility determinations for the districts/projects shown on the Attachments.
2. Provide that this approval of eligibility determination for the districts/projects listed does not constitute a commitment for future funding by the Board.
3. For purposes of any application for funding, provide that the district must comply with all requirements of law and regulations pertaining to the SFP.

ELIGIBILITY APPROVALS
NEW CONSTRUCTION

<u>District</u>	<u>County</u>	<u>Application No.</u> <u>50/</u>	<u>Justification</u> <u>Document Date</u>	<u>District Baseline Eligibility</u>					
				<u>K-6</u>	<u>7-8</u>	<u>9-12</u>	<u>Non Severe</u>	<u>Severe</u>	
Enterprise Elementary	Shasta	69971-00-000	1/04/2018	215	-414	0	11	0	
Fremont Union High	Santa Clara	69468-01-000	1/26/2018	0	0	1518	25	25	
Fremont Union High	Santa Clara	69468-02-000	12/29/2017	0	0	-2073	43	11	
Fremont Union High	Santa Clara	69468-03-000	12/29/2017	0	0	-58	49	-1	
Lompoc Unified	Santa Barbara	69229-00-000	1/04/2018	-924	-1295	-1301	13	-3	
Long Beach Unified	Los Angeles	64725-01-000	9/13/2017	179	21	110	-9	-3	
Long Beach Unified	Los Angeles	64725-02-000	9/13/2017	682	-165	610	-150	-4	
Long Beach Unified	Los Angeles	64725-03-000	9/13/2017	1393	-140	-603	-96	22	
Long Beach Unified	Los Angeles	64725-04-000	9/13/2017	1946	-94	206	-120	-2	
Long Beach Unified	Los Angeles	64725-05-000	9/13/2017	1262	-1086	3059	-420	-34	
Napa Valley Unified	Napa	66266-01-000	10/31/2017	902	3	1575	40	18	
Napa Valley Unified	Napa	66266-02-000	1/17/2018	-430	-640	111	-15	-36	
Napa Valley Unified	Napa	66266-03-000	1/12/2018	769	-866	-527	-22	17	
Petaluma City Elementary	Sonoma	70854 00 000	1/25/2018	1265	0	0	8	17	Withdrawn
San Carlos Elementary	San Mateo	69021-00-000	5/08/2017	-295	67	0	-7	-4	

ELIGIBILITY APPROVALS
MODERNIZATION

<u>District</u>	<u>School Name</u>	<u>County</u>	<u>Application Number</u>	<u>Justification Document</u>	<u>Date</u>	<u>K-6</u>	<u>Site</u>			
							<u>Baseline Eligibility</u>			
			<u>57/</u>				<u>7-8</u>	<u>9-12</u>	<u>Non Severe</u>	<u>Severe</u>
Guerneville Elementary	Guerneville Elementary	Sonoma	70722-00-00	12/29/2017	217					

REPORT OF THE EXECUTIVE OFFICER
State Allocation Board Meeting, February 28, 2018

SCHOOL FACILITY PROGRAM

PURPOSE OF REPORT

To adjust the baseline eligibility for new construction and modernization projects under the Leroy F. Greene School Facilities Act of 1998.

DESCRIPTION

The districts listed on Attachment A have received eligibility approval for new construction. There has been a change in their baseline in accordance with the California Code of Regulations relating to the Leroy F. Greene School Facilities Act of 1998, Section 1859.51.

The districts listed on Attachment B have received eligibility approval for modernization. There has been a change in their baseline in accordance with the California Code of Regulations relating to the Leroy F. Greene School Facilities Act of 1998, Section 1859.61.

RECOMMENDATIONS

1. Approve an adjustment to the new construction eligibility baseline determination as shown on Attachment A.
2. Approve an adjustment to the modernization eligibility baseline determination as shown on Attachment B.
3. Provide that this approval of adjusted eligibility determination does not constitute a commitment for future funding by the State Allocation Board.

KEY TO ADJUSTMENTS:**NEW CONSTRUCTION ONLY:**

- (a) Reduced by the number of pupils provided grants in a new construction School Facility Program (SFP) project and by the number of pupils that received a Preliminary Apportionment pursuant to Section 1859.140 or a Preliminary Charter School Apportionment pursuant to Regulation Section 1859.162.2.
- (b) Reduced by the number of pupils housed, based on the loading standards pursuant to Ed. Code Section 17071.25(a)(2)(A), in a new construction LPP project funded under the provisions of the LPP pursuant to Regulation Section 1859.12 or 1859.13.
- (c) Reduced by the number of pupils housed in additional classrooms constructed or purchased based on the loading standards, pursuant to Ed. Code Section 17071.25(a)(2)(A), in a modernization SFP project.
- (d) Adjusted as a result of audit findings made pursuant to Regulation Sections 1859.90 and 1859.105.
- (e) Increased/decreased by changes in projected enrollment in subsequent enrollment reporting years, except as provided in (j) below.
- (f) Adjusted as a result of errors or omissions by the district or by the Office of Public School Construction (OPSC).
- (g) Adjusted as result of amendments to the SFP Regulations that affect the eligibility.
- (h) Increased by the number of pupils eligible for grants pursuant to Regulation Section 1859.82(a).
- (i) Reduced by the number of pupils housed in classrooms provided after the baseline eligibility was determined by the State Allocation Board, with 12 exceptions at Regulation Section 1859.51(i).
- (j) For Small School Districts, following a 3-year period after the district's eligibility was approved by the Board, decreased by any reduction in projected enrollment, and by any increase in pupils in the latest CDE operational grant report per Ed. Code Sec. 42268.
- (k) Adjusted for any changes in classroom inventory as a result of a reorganization election.
- (l) For classroom loading standards adopted by the Board for non-severely and severely disabled individuals with exceptional needs.
- (m) As directed by the SAB due to finding a Material Inaccuracy pursuant to Section 1859.104.1.
- (n) Increased by the number of pupils that received a Preliminary Apportionment that was rescinded pursuant to Section 1859.148 or a Preliminary Charter School Apportionment that was rescinded pursuant to Section 1859.166.
- (o) Adjusted for operational grant changes as determined/provided by the California Department of Education.
- (p) For High School Attendance Area (HSAA) districts with Preliminary Apportionments within the 2002 or 2004 Critically Overcrowded School Facilities Account, adjusted in accordance with Regulation Section 1859.51(p)(1), (2), or (3).
- (q) Adjusted by the difference between the Alternative Enrollment Projection for the current enrollment reporting year and the projected enrollment determined pursuant to Section 1859.42 for the current enrollment reporting year, or by the eligibility remaining from this calculation that can no longer be utilized if the funds made available pursuant to EC Section 17071.75(a)(1)(A) have been exhausted.
- (r) Adjusted per Ed. Code Sec. 17071.75(b)(2) by the number of pupils housed, based on the loading standards per Ed. Code Sec. 17071.25(a)(2)(A), in any classroom(s) where title was relinquished to the School District receiving the transferred classrooms.

MODERNIZATION ONLY:

- (a) Reduced by the number of pupils provided grants in a modernization SFP project or CSFP Rehabilitation project at the specific site.
- (b) Reduced by the number of pupils housed, based on the loading standard pursuant to EC Section 17071.25(a)(2), in a modernization LPP project funded under the LPP pursuant to Regulation Section 1859.14 and 1859.15.
- (c) Increased by changes in projected enrollment in subsequent enrollment reporting years.
- (d) (1) Increased for additional facilities not previously modernized with State funds, that become 25 years old, if permanent, or 20 years old, if portable or, (2) as a result of audit findings made pursuant to Regulation Sections 1859.90 and 1859.105.
- (e) Adjusted as a result of errors or omissions by the district or by the OPSC.
- (f) Adjusted as result of amendments to the Subgroup 5.5 Regulations that affect the eligibility.
- (g) For classroom loading standards adopted by the Board for non-severely and severely disabled individuals with exceptional needs.
- (h) As directed by the SAB due to finding a Material Inaccuracy pursuant to Regulation Section 1859.104.1.
- (i) Increased for facilities previously modernized with State funds, which qualify for an additional modernization apportionment pursuant to Regulation Section 1859.78.8.
- (j) Adjusted as a result of the Reconfiguration of an existing high school under the Small High School Program.
- (k) Decreased for facilities that were deemed eligible for modernization pursuant to Regulation Sections 1859.60 and 1859.61(d) and subsequently replaced, or will be replaced under a signed contract for construction or acquisition of facilities, in a project funded by the district without participation from the State.
- (l) Adjusted as a result of replaced eligible portables funded with the Overcrowding Relief Grant, per Ed. Code Section 17079 et seq.
- (m) Adjusted as a result of classrooms demolished and replaced pursuant to Regulation Section 1859.82.

State Allocation Board Meeting, February 28, 2018

ATTACHMENT A

District	Attendance Area	County	App. Number 50	Type of Adj.	K-6	7-8	9-12	Non- Severe	Severe
Cajon Valley Union Elementary	Districtwide	San Diego	67991-00-000						
Current Baseline Eligibility					-2060	-232	0	66	-157
Adjustment Per This Item				e	1054	150	0	-169	42
Net Baseline Eligibility					<u>-1006</u>	<u>-82</u>	<u>0</u>	<u>-103</u>	<u>-115</u>
Camino Union Elementary	Districtwide	El Dorado	61846-00-000						
Current Baseline Eligibility					75	17	0	0	0
Adjustment Per This Item				e	-311	-29	0	0	0
Net Baseline Eligibility					<u>-236</u>	<u>-12</u>	<u>0</u>	<u>0</u>	<u>0</u>
Chaffey Joint Union High	Districtwide	San Bernardino	67652-00-000						
Current Baseline Eligibility					0	0	4008	-189	64
Adjustment Per This Item				e	0	0	-156	-36	113
Net Baseline Eligibility					<u>0</u>	<u>0</u>	<u>3852</u>	<u>-225</u>	<u>177</u>
Chawanakee Unified	Districtwide	Madera	75606-00-000						
Current Baseline Eligibility					62	-66	-2	-12	0
Adjustment Per This Item				e	779	150	808	0	0
Net Baseline Eligibility					<u>841</u>	<u>84</u>	<u>806</u>	<u>-12</u>	<u>0</u>
Chico Unified	Districtwide	Butte	61424-00-000						
Current Baseline Eligibility					1835	9	0	33	42
Adjustment Per This Item				e	-61	-50	-264	57	176
Net Baseline Eligibility					<u>1774</u>	<u>-41</u>	<u>-264</u>	<u>90</u>	<u>218</u>
Clovis Unified	Districtwide	Fresno	62117-00-000						
Current Baseline Eligibility					3800	691	2897	-50	264
Adjustment Per This Item				e	5527	1346	442	0	475
Adjustment Per This Item				e	-2163	-415	-268	0	191
Net Baseline Eligibility					<u>7164</u>	<u>1622</u>	<u>3053</u>	<u>-50</u>	<u>930</u>

State Allocation Board Meeting, February 28, 2018

ATTACHMENT A

District	Attendance Area	County	App. Number 50	Type of Adj.	K-6	7-8	9-12	Non- Severe	Severe
Corona-Norco Unified	Districtwide	Riverside	67033-00-000		6147	52	421	500	244
Current Baseline Eligibility									
Adjustment Per This Item				e	-5249	-1311	-1951	-1	-53
Adjustment Per This Item				i	-25	0	0	0	0
Net Baseline Eligibility					873	-1259	-1530	499	191
Desert Sands Unified	Districtwide	Riverside	67058-00-000		-718	-1177	394	-1398	290
Current Baseline Eligibility									
Adjustment Per This Item				e	1693	238	88	96	79
Net Baseline Eligibility					975	-939	462	-1302	369
Elk Grove Unifed	Districtwide	Sacramento	67314-00-000		11822	1366	4407	-549	1114
Current Baseline Eligibility									
Adjustment Per This Item				e	1119	-440	1030	-61	-43
Net Baseline Eligibility					12941	926	5437	-610	1071
Fremont Union High	Cupertino-Monta	Santa Clara	69468-01-000		0	0	1518	25	25
Current Baseline Eligibility									
Adjustment Per This Item				e	0	0	-732	17	-12
Net Baseline Eligibility					0	0	786	42	13
Gilroy Unified	Districtwide	Santa Clara	69484-00-000		-120	-99	0	0	32
Current Baseline Eligibility									
Adjustment Per This Item				e	-1105	-57	112	-14	37
Net Baseline Eligibility					-1225	-156	112	-14	69
Grass Valley Elementary	Districtwide	Nevada	66332-00-000		241	-149	0	69	25
Current Baseline Eligibility									
Adjustment Per This Item				e	554	-63	0	-31	0
Net Baseline Eligibility					795	-212	0	38	25
Grossmont Union High	Mt Miguel HS	San Diego	68130-03-000		0	0	-753	29	37
Current Baseline Eligibility									
Adjustment Per This Item				e	0	0	264	-30	-7
Net Baseline Eligibility					0	0	-489	-1	30
Hayward Unified	Hayward	Alameda	61192-01-000						

State Allocation Board Meeting, February 28, 2018

ATTACHMENT A

District	Attendance Area	County	App. Number 50	Type of Adj.	K-6	7-8	9-12	Non- Severe	Severe
Current Baseline Eligibility					-1789	-349	-1098	4	37
Adjustment Per This Item				e	1171	519	731	15	80
Net Baseline Eligibility					-618	170	-367	19	117
Hayward Unified	Mt. Eden	Alameda	61192-02-000						
Current Baseline Eligibility					295	-121	-699	6	0
Adjustment Per This Item				e	-610	128	1094	-97	195
Net Baseline Eligibility					-315	7	395	-91	195
Hollister Elementary	Districtwide	San Benito	67470-00-000						
Current Baseline Eligibility					2357	636	0	83	-73
Adjustment Per This Item				e	-20	-196	0	109	14
Net Baseline Eligibility					2337	440	0	192	-59
Imperial County Office of Education	Brawley Union	Imperial	10132-01-000						
Current Baseline Eligibility					0	6	-18	0	14
Adjustment Per This Item				e	0	-20	-63	0	105
Net Baseline Eligibility					0	-14	-81	0	119
Imperial County Office of Education	El Centro	Imperial	10132-03-000						
Current Baseline Eligibility					-251	11	84	0	9
Adjustment Per This Item				e	0	-18	-215	0	322
Net Baseline Eligibility					-251	-7	-131	0	331
Inglewood Unified	Districtwide	Los Angeles	64634-00-000						
Current Baseline Eligibility					1846	494	1521	268	107
Adjustment Per This Item				e	-2880	-303	-2570	-162	-80
Net Baseline Eligibility					-1034	191	-1049	106	27
Kings Canyon Joint Unified	Districwide	Fresno	62265-00-000						
Current Baseline Eligibility					1919	2	235	-7	10
Adjustment Per This Item				e	-1346	-133	30	19	-21
Net Baseline Eligibility					573	-131	265	12	-11

State Allocation Board Meeting, February 28, 2018

ATTACHMENT A

District	Attendance Area	County	App. Number 50	Type of Adj.	K-6	7-8	9-12	Non- Severe	Severe
Lemoore Union High	Districtwide	Kings	63982-00-000						
Current Baseline Eligibility					0	0	417	9	0
Adjustment Per This Item				e	0	0	-285	24	0
Net Baseline Eligibility					0	0	132	33	0
Long Beach Unified	Cabrillo	Los Angeles	64725-02-000						
Current Baseline Eligibility					682	-165	610	-150	-4
Adjustment Per This Item				k	-1474	0	-52	0	-18
Net Baseline Eligibility					-792	-165	558	-150	-22
Los Angeles Unified	Districtwide	Los Angeles	64733-00-000						
Current Baseline Eligibility					-20273	11897	-25038	-6145	-1944
Adjustment Per This Item				e	-18094	-5179	-6967	-675	-1596
Net Baseline Eligibility					-38367	6718	-32275	-6820	-3540
Martinez Unified	Districtwide	Contra Costa	61739-00-000						
Current Baseline Eligibility					308	-292	176	18	-8
Adjustment Per This Item				e	69	4	-122	7	18
Net Baseline Eligibility					377	-288	54	25	10
Mission Union Elementary	Districtwide	Monterey	66084-00-000						
Current Baseline Eligibility					64	22	0	0	0
Adjustment Per This Item				e	-82	-15	0	0	0
Net Baseline Eligibility					-18	7	0	0	0
Napa Valley Unified	American Canyon	Napa	66266-01-000						
Current Baseline Eligibility					902	3	1575	40	18
Adjustment Per This Item				k	-1719	0	-862	-65	-18
Net Baseline Eligibility					-817	3	713	-25	0
Oakland Unified	Castlemont	Alameda	61259-09-000						
Current Baseline Eligibility					-3542	-44	32	-21	178
Adjustment Per This Item				e	2675	809	1515	205	143
Net Baseline Eligibility					-867	765	1547	184	321
Oakland Unified	Oakland	Alameda	61259-11-000						
Current Baseline Eligibility					-2202	-295	-33	14	192

State Allocation Board Meeting, February 28, 2018

ATTACHMENT A

District	Attendance Area	County	App. Number 50	Type of Adj.	K-6	7-8	9-12	Non- Severe	Severe
Adjustment Per This Item				k	2202	295	33	-14	-192
Net Baseline Eligibility					0	0	0	0	0
Oakland Unified	Oakland Technical	Alameda	61259-12-000						
Current Baseline Eligibility					-930	336	1364	-49	94
Adjustment Per This Item				k	930	-336	-1364	49	-94
Net Baseline Eligibility					0	0	0	0	0
Oakland Unified	Fremont	Alameda	61259-13-000						
Current Baseline Eligibility					2094	529	1533	-63	-1
Adjustment Per This Item				e	1612	644	871	96	-6
Net Baseline Eligibility					3709	1173	2404	33	-7
Oakland Unified	Oakland/Oakland Tech SHSAA	Alameda	61259-50-000						
Current Baseline Eligibility					-814	326	1682	182	199
Adjustment Per This Item				e	967	65	676	79	197
Net Baseline Eligibility					153	391	2358	261	396
Orange Unified	Districtwide	Orange	66621-00-000						
Current Baseline Eligibility					-2397	71	2220	319	99
Adjustment Per This Item				e	-2700	-487	-2238	-372	-77
Net Baseline Eligibility					-5097	-416	-18	-53	22
Oroville City Elementary	Districtwide	Butte	61507-00-000						
Current Baseline Eligibility					91	-15	0	4	19
Adjustment Per This Item				e	550	-95	0	45	275
Net Baseline Eligibility					641	-110	0	49	294

State Allocation Board Meeting, February 28, 2018

ATTACHMENT A

District	Attendance Area	County	App. Number 50	Type of Adj.	K-6	7-8	9-12	Non- Severe	Severe
Perris Elementary	Districtwide	Riverside	67199-00-000						
Current Baseline Eligibility					2931	0	0	21	-2
Adjustment Per This Item				e	-1287	391	0	60	-25
Net Baseline Eligibility					1644	391	0	81	-27
Riverside County Office of Education	Community	Riverside	10330-99-000						
Current Baseline Eligibility					16	42	42	0	0
Adjustment Per This Item				e	-19	-124	-419	0	0
Net Baseline Eligibility					-3	-82	-377	0	0
Sacramento City Unified	Districtwide	Sacramento	67439-00-000						
Current Baseline Eligibility					5280	-361	-2369	324	463
Adjustment Per This Item				e	50	671	3129	-201	69
Net Baseline Eligibility					5330	310	760	123	532
Sanger Unified	Districtwide	Fresno	62414-00-000						
Current Baseline Eligibility					2780	1058	-204	-77	106
Adjustment Per This Item				e	208	-41	-170	24	-27
Net Baseline Eligibility					2988	1017	-374	-53	79
Sebestapol Union Elementary	Districtwide	Sonoma	70938-00-000						
Current Baseline Eligibility					-528	-233	0	-4	13
Adjustment Per This Item				e	177	-22	0	-8	-10
Net Baseline Eligibility					-351	-255	0	-12	3
Stockton Unified	Stagg	San Joaquin	68676-04-000						
Current Baseline Eligibility					645	-808	378	55	45
Adjustment Per This Item				e	2215	499	1845	439	132
Net Baseline Eligibility					2860	-309	2223	494	177
Tulare Joint Union High	Districtwide	Tulare	72249-00-000						
Current Baseline Eligibility					0	0	426	0	0
Adjustment Per This Item				e	0	0	671	0	0
Adjustment Per This Item				i	0	0	-27	0	0
Net Baseline Eligibility					0	0	1070	0	0
Twin Rivers Unified	Grant	Sacramento	76505-02-000						

State Allocation Board Meeting, February 28, 2018

ATTACHMENT A

District	Attendance Area	County	App. Number 50	Type of Adj.	K-6	7-8	9-12	Non- Severe	Severe
Current Baseline Eligibility					2880	-154	412	69	34
Adjustment Per This Item				e	-2166	-369	-549	-25	37
Net Baseline Eligibility					714	-523	-137	44	71
<hr/>									
Twin Rivers Unified	Highland	Sacramento	76505-03-000						
Current Baseline Eligibility					-981	-1042	-1407	-15	33
Adjustment Per This Item				e	-155	32	-150	9	-7
Net Baseline Eligibility					-1136	-1010	-1557	-6	26
<hr/>									
Twin Rivers Unified	Rio Linda	Sacramento	76505-04-000						
Current Baseline Eligibility					-348	-431	-365	15	-5
Adjustment Per This Item				e	-731	61	-175	-53	14
Net Baseline Eligibility					-1079	-370	-540	-38	9
<hr/>									
Vallejo City Unified	Districtwide	Solano	70581-00-000						
Current Baseline Eligibility					-3883	-1419	-518	-106	286
Adjustment Per This Item				e	2518	354	-763	-139	-78
Net Baseline Eligibility					-1365	-1065	-1281	-245	208
<hr/>									
Ventura Unified	Districtwide	Ventura	72652-00-000						
Current Baseline Eligibility					-1395	-874	0	5	42
Adjustment Per This Item				e	-40	-37	-642	-92	79
Net Baseline Eligibility					-1435	-911	-642	-87	121
<hr/>									
West Contra Costa Unified	Pinole Valley	Contra Costa	61796-04-000						
Current Baseline Eligibility					-762	-89	-769	12	46
Adjustment Per This Item				e	-222	-43	-460	-40	-6
Net Baseline Eligibility					-984	-132	-1229	-28	40
<hr/>									
Windsor Unified	Districtwide	Sonoma	75358-00-000						
Current Baseline Eligibility					19	-129	279	74	32
Adjustment Per This Item				e	285	-46	-142	23	-32
Adjustment Per This Item				e	-218	-3	164	-23	39
Net Baseline Eligibility					88	-178	301	74	39

State Allocation Board Meeting, February 28, 2018

ATTACHMENT B

District	School Name	County	App. Number 57	Type of Adj.	K-6	7-8	9-12	Non- Severe	Severe
Clovis Unified	Clovis West High	Fresno	62117-00-000						
	Current Baseline Eligibility				0	0	198	0	-27
	Adjustment Per This Item			d1	0	0	270	0	0
	Net Baseline Eligibility				0	0	468	0	-27
Clovis Unified	Fort Washington Elementary	Fresno	62117-00-000						
	Current Baseline Eligibility				100	0	0	0	0
	Adjustment Per This Item			d1	25	0	0	0	0
	Net Baseline Eligibility				125	0	0	0	0
Martinez Unified	Alhambra Senior High	Contra Costa	61739-00-000						
	Current Baseline Eligibility				0	0	24	0	0
	Adjustment Per This Item			d1	0	0	27	0	0
	Net Baseline Eligibility				0	0	51	0	0

REPORT OF THE EXECUTIVE OFFICER
State Allocation Board Meeting, February 28, 2018

SCHOOL FACILITY PROGRAM UNFUNDED APPROVALS
(Lack of AB 55 Loans)

PURPOSE OF REPORT

To present to the State Allocation Board (Board) a list of School Facility Program (SFP) applications for unfunded approval.

DESCRIPTION

At the January 2018 Board meeting, the Board elected to provide an increase adjustment of 4.17 percent to SFP projects for calendar year 2018. The projects listed on the Attachment reflect the Board's action of the adoption of the 4.17 percent increase based on the RS Means Construction Cost Index. In addition, the project applications represent SFP New Construction, Modernization, Charter School and Overcrowding Relief Grant projects in date order of a complete application being received by the Office of Public School Construction (OPSC).

AUTHORITY

SFP Regulation Section 1859.2 defines an Unfunded List (Lack of AB 55 Loans) as an information list of unfunded projects that was created due to the State's inability to provide interim financing from the Pooled Money Investment Account (AB 55 loans) to fund school construction projects as declared in the Department of Finance Budget Letter #33 issued on December 18, 2008.

SFP Regulation Section 1859.95 states:

"When the Board has no funds to apportion ..., the Board will also accept and process applications for apportionment for purposes of developing an Unfunded List based on the date the application is ready for Apportionment, with the exception of New Construction funding applications that utilize eligibility generated by the Alternative Enrollment Projection.

An application for funding included on an Unfunded List is eligible for reimbursement subject to adjustments in the New Construction Grants amount pursuant to Section 1859.77."

BACKGROUND

At the March 11, 2009 SAB meeting, the Board requested that Staff continue to process applications to the Board for unfunded approval, up to the bonding authority. The Attachment reflects applications being presented for unfunded approval, including SFP modernization and new construction projects in date order of a complete application being received by the OPSC. The list also includes health and safety facility hardship applications for funding that have been processed and are ready for approval regardless of received date. The unfunded approval of the applications as reflected on the Attachment does not constitute a guarantee of future funding.

RECOMMENDATIONS

1. Approve the SFP applications as presented on the Attachment.
2. Provide that these unfunded approvals do not constitute a guarantee of future funding.

ATTACHMENT
 UNFUNDED APPROVALS
 (Lack of AB 55 Loans)
 State Allocation Board Meeting, February 28, 2018

County	District	School Site	Application Number	Received Date	Grant Amount
RIVERSIDE	DESERT SANDS UNIFIED	INDIO HIGH	50/67058-00-027	7/11/2013	\$600,728.00
CONTRA COSTA	MARTINEZ UNIFIED	ALHAMBRA SENIOR HIGH	50/61739-00-002	7/18/2013	\$507,368.00
CONTRA COSTA	MARTINEZ UNIFIED	ALHAMBRA SENIOR HIGH	57/61739-00-008	7/18/2013	\$365,546.00
SAN BERNARDINO	CHAFFEY JOINT UNION HIGH	ONTARIO HIGH	50/67652-00-015	7/25/2013	\$2,929,338.00
RIVERSIDE	PALM SPRINGS UNIFIED	AGUA CALIENTE ELEMENTARY	57/67173-00-007	7/29/2013	\$1,230,111.00
LOS ANGELES	LONG BEACH UNIFIED	ROOSEVELT ELEMENTARY	50/64725-05-001	7/30/2013	\$4,339,771.00
SAN MATEO	BELMONT-REDWOOD SHORES ELEMENTARY	CIPRIANI ELEMENTARY	57/68866-00-012	8/6/2013	\$1,292,367.00
SAN BERNARDINO	COLTON JOINT UNIFIED	LINCOLN (ABRAHAM) ELEMENTARY	57/67686-00-011	8/7/2013	\$3,509,692.00
SAN BERNARDINO	COLTON JOINT UNIFIED	LEWIS (MARY B.) ELEMENTARY	57/67686-00-012	8/7/2013	\$3,625,035.00
SAN BERNARDINO	COLTON JOINT UNIFIED	GRANT (ULYSSES) ELEMENTARY	57/67686-00-013	8/7/2013	\$3,550,382.00
SAN BERNARDINO	COLTON JOINT UNIFIED	CRESTMORE ELEMENTARY	57/67686-00-014	8/7/2013	\$3,689,156.00
STANISLAUS	SYLVAN UNION ELEMENTARY	WOODROW ELEMENTARY	57/71290-00-008	8/7/2013	\$3,070,426.00
FRESNO	WEST PARK ELEMENTARY	WEST PARK ELEMENTARY	57/62539-00-001	8/7/2013	\$526,916.00
RIVERSIDE	CORONA-NORCO UNIFIED	HARADA ELEMENTARY	50/67033-00-037	8/12/2013	\$897,944.00
RIVERSIDE	CORONA-NORCO UNIFIED	LOUIS VANDERMOLLEN ELEMENTARY	50/67033-00-038	8/12/2013	\$521,438.00
TULARE	TULARE JOINT UNION HIGH	MISSION OAK HIGH	50/72249-00-002	8/13/2013	\$2,034,671.00
FRESNO	CLOVIS UNIFIED	FORT WASHINGTON ELEMENTARY	57/62117-00-034	8/15/2013	\$756,890.00
FRESNO	CLOVIS UNIFIED	CLOVIS WEST HIGH	50/62117-00-018	8/16/2013	\$4,794,572.00
FRESNO	CLOVIS UNIFIED	CLOVIS WEST HIGH	57/62117-00-035	8/16/2013	\$1,175,811.00
FRESNO	CLOVIS UNIFIED	CLOVIS HIGH	50/62117-00-017	8/16/2013	\$1,495,779.00
SANTA CLARA	FREMONT UNION HIGH	CUPERTINO HIGH	50/69468-01-001	8/16/2013	\$601,054.00
SONOMA	GUERNEVILLE ELEMENTARY	GUERNEVILLE ELEMENTARY	57/70722-00-001	8/16/2013	\$1,201,605.00
New Construction:					\$18,722,663.00
Modernization:					\$23,993,937.00
Total:					\$42,716,600.00

SCHOOL DISTRICT DATA

Application No: 50/67058-00-027
 School District: Desert Sands Unified

County: Riverside
 School Name: Indio High

PROJECT DATA

Type of Project: High School
 K-6:
 7-8:
 9-12: 27
 Non-Severe:
 Severe:
 Application Filing Basis: District Wide
 Number of Classrooms: 1
 Master Acres: 60.9
 Existing Acres: 38.14
 Proposed Acres:
 Recommended Acres: 52.7
 Facility Hardship (a): No
 Financial Hardship Requested: No
 Alternative Education School: No
 Addition to Existing Site: No

ADJUSTED GRANT DATA

New Construction Grant	\$	420,309.00
Fire Detection Alarm		837.00
Prevailing Wage Monitoring		750.00
Multi-Level Constr.	1Crs.	50,437.00
Service Site		46,164.00
Off-Site		4,260.00
Utilities		1,433.00
Geographic Index Factor	5 %	26,101.00
Small Size Project		50,437.00
Total State Share (50%)		600,728.00
District Share (50%)		600,728.00
Total Project Cost	\$	1,201,456.00

PROJECT FINANCING

State Share
 This Project \$ 600,728.00
District Share
 Cash Contribution 600,728.00
 Financial Hardship
 Total Project Cost \$ 1,201,456.00

HISTORY OF PROJECT COST AND APPORTIONMENT

	Fund Code	Proposition	Previously Authorized	Authorized This Action	Unfunded Approval This Action
<u>State Share</u>					
New Construction/Add. Grant	919-501	1A	\$	\$ 600,728.00	\$ 600,728.00
<u>District Share</u>					
Cash Contribution				600,728.00	
Total			\$	\$ 1,201,456.00	\$ 600,728.00

Funding Source: Proposition 1A Bonds/1998-Nov.

Pursuant to the Board's action on March 11, 2009, this application has been approved and placed on the Unfunded List. This approval does not constitute a guarantee or commitment of future State funding.

The District shall ensure that it is in compliance with all applicable laws, regulations and certifications it made on the program forms.

Based on the Board's action on June 5, 2017, this project is subject to the Grant Agreement submittal pursuant to School Facility Program Regulation Section 1859.90.4.

The District is responsible for ensuring that the project is compliant with Prevailing Wage Monitoring and/or Labor Compliance Program requirements at the time construction contracts are executed and/or construction commenced.

SCHOOL DISTRICT DATA

Application No: 50/61739-00-002
 School District: Martinez Unified

County: Contra Costa
 School Name: Alhambra Senior High

PROJECT DATA

Type of Project: High School
 K-6:
 7-8:
 9-12: 27
 Non-Severe:
 Severe:
 Application Filing Basis: District Wide
 Number of Classrooms: 1
 Master Acres:
 Existing Acres: 51.45
 Proposed Acres:
 Recommended Acres: 38.9
 Facility Hardship (a): No
 Financial Hardship Requested: No
 Alternative Education School: No
 Addition to Existing Site: No

ADJUSTED GRANT DATA

New Construction Grant	\$	420,309.00
Fire Detection Alarm		837.00
Prevailing Wage Monitoring		633.00
Service Site		22,175.00
Utilities		12,977.00
Small Size Project		50,437.00
Total State Share (50%)		507,368.00
District Share (50%)		507,368.00
Total Project Cost	\$	<u>1,014,736.00</u>

PROJECT FINANCING

<u>State Share</u>	
This Project	\$ 507,368.00
<u>District Share</u>	
Cash Contribution	507,368.00
Financial Hardship	
Total Project Cost	\$ <u>1,014,736.00</u>

HISTORY OF PROJECT COST AND APPORTIONMENT

	Fund Code	Proposition	Previously Authorized	Authorized This Action	Unfunded Approval This Action
<u>State Share</u>					
New Construction/Add. Grant	919-500	1A	\$	\$ 507,368.00	\$ 507,368.00
<u>District Share</u>					
Cash Contribution				507,368.00	
Total			\$	\$ <u>1,014,736.00</u>	\$ <u>507,368.00</u>

Funding Source: Proposition 1A Bonds/1998-Nov.

Pursuant to the Board's action on March 11, 2009, this application has been approved and placed on the Unfunded List. This approval does not constitute a guarantee or commitment of future State funding.

The District shall ensure that it is in compliance with all applicable laws, regulations and certifications it made on the program forms.

Based on the Board's action on June 5, 2017, this project is subject to the Grant Agreement submittal pursuant to School Facility Program Regulation Section 1859.90.4.

The District is responsible for ensuring that the project is compliant with Prevailing Wage Monitoring and/or Labor Compliance Program requirements at the time construction contracts are executed and/or construction commenced.

SCHOOL DISTRICT DATA

Application No: 57/61739-00-008 County: Contra Costa
 School District: Martinez Unified School Name: Alhambra Senior High

PROJECT DATA

Type of Project: High School Application Filing Basis: Site Specific
 Pupils Assigned Under 50 Yrs: K-6:
 7-8:
 9-12: 51
 Non-Severe:
 Severe:
 Financial Hardship Requested: No Recommended Acres: 38.9
 Alternative Education School: No Existing Acres: 51.45

ADJUSTED GRANT DATA

Modernization Grant - Under 50 Yrs	\$ 311,049.00
Fire Detection Alarm	7,293.00
Prevailing Wage Monitoring	547.00
Small Size Project	37,326.00
Accessibility/Fire Code Req.	9,331.00
Total State Share (60%)	365,546.00
District Share (40%)	243,697.00
Total Project Cost	<u>\$ 609,243.00</u>

PROJECT FINANCING

<u>State Share</u>	
This Project	\$ 365,546.00
<u>District Share</u>	
Cash Contribution	243,697.00
Financial Hardship	
Total Project Cost	<u>\$ 609,243.00</u>

HISTORY OF PROJECT COST AND APPORTIONMENT

	Fund Code	Proposition	Previously Authorized	Authorized This Action	Unfunded Approval This Action
<u>State Share</u>					
Modernization/Additional Grant	951-570	51	\$	\$ 365,546.00	\$ 365,546.00
<u>District Share</u>					
Cash Contribution				243,697.00	
Total			\$	<u>\$ 609,243.00</u>	<u>\$ 365,546.00</u>

Funding Source: Proposition 51 Bonds/2016-Nov.

Pursuant to the Board's action on March 11, 2009, this application has been approved and placed on the Unfunded List. This approval does not constitute a guarantee or commitment of future State funding.

The District shall ensure that it is in compliance with all applicable laws, regulations and certifications it made on the program forms.

Based on the Board's action on June 5, 2017, this project is subject to the Grant Agreement submittal pursuant to School Facility Program Regulation Section 1859.90.4.

The District is responsible for ensuring that the project is compliant with Prevailing Wage Monitoring and/or Labor Compliance Program requirements at the time construction contracts are executed and/or construction commenced.

SCHOOL DISTRICT DATA

Application No: 50/67652-00-015
School District: Chaffey Joint Union High

County: San Bernardino
School Name: Ontario High

PROJECT DATA

Type of Project: High School
K-6:
7-8:
9-12: 182
Non-Severe:
Severe:
Application Filing Basis: District Wide
Number of Classrooms: 8
Master Acres: 61.6
Existing Acres: 31.2
Proposed Acres:
Recommended Acres: 61.6
Facility Hardship (a): No
Financial Hardship Requested: No
Alternative Education School: No
Addition to Existing Site: Yes

ADJUSTED GRANT DATA

New Construction Grant	\$	2,833,194.00
Fire Detection Alarm		5,642.00
Prevailing Wage Monitoring		3,657.00
Service Site		76,235.00
Utilities		10,610.00
Total State Share (50%)		2,929,338.00
District Share (50%)		2,929,338.00
Total Project Cost	\$	5,858,676.00

PROJECT FINANCING

State Share
This Project \$ 2,929,338.00
District Share
Cash Contribution 2,929,338.00
Financial Hardship
Total Project Cost \$ 5,858,676.00

HISTORY OF PROJECT COST AND APPORTIONMENT

	Fund Code	Proposition	Previously Authorized	Authorized This Action	Unfunded Approval This Action
State Share					
New Construction/Add. Grant	919-500	1A	\$	\$ 2,929,338.00	\$ 2,929,338.00
District Share					
Cash Contribution				2,929,338.00	
Total			\$	5,858,676.00	\$ 2,929,338.00

Funding Source: Proposition 1A Bonds/1998-Nov.

Pursuant to the Board's action on March 11, 2009, this application has been approved and placed on the Unfunded List. This approval does not constitute a guarantee or commitment of future State funding.

The District shall ensure that it is in compliance with all applicable laws, regulations, and certifications it made on the program forms.

Based on the Board's action on June 5, 2017, this project is subject to the Grant Agreement submittal pursuant to School Facility Program Regulation Section 1859.90.4.

The District is responsible for ensuring that the project is compliant with Prevailing Wage Monitoring and/or Labor Compliance Program requirements at the time construction contracts are executed and/or construction commenced.

SCHOOL DISTRICT DATA

Application No: 57/67173-00-007 County: Riverside
 School District: Palm Springs Unified School Name: Agua Caliente Elementary

PROJECT DATA

Type of Project: Elementary School Application Filing Basis: Site Specific
 Pupils Assigned Under 50 Yrs: K-6: 250
 7-8:
 9-12:
 Non-Severe:
 Severe:
 Financial Hardship Requested: No Recommended Acres: 11.5
 Alternative Education School: No Existing Acres: 12.12

ADJUSTED GRANT DATA

Modernization Grant - Under 50 Yrs	\$ 1,101,000.00
Fire Detection Alarm	35,750.00
Prevailing Wage Monitoring	1,842.00
Geographic Index Factor 5 %	58,489.00
Accessibility/Fire Code Req.	33,030.00
Total State Share (60%)	1,230,111.00
District Share (40%)	820,074.00
Total Project Cost	\$ 2,050,185.00

PROJECT FINANCING

<u>State Share</u>	
This Project	\$ 1,230,111.00
<u>District Share</u>	
Cash Contribution	820,074.00
Financial Hardship	
Total Project Cost	\$ 2,050,185.00

HISTORY OF PROJECT COST AND APPORTIONMENT

	Fund Code	Proposition	Previously Authorized	Authorized This Action	Unfunded Approval This Action
<u>State Share</u>					
Modernization/Additional Grant	951-570	51	\$	\$ 1,230,111.00	\$ 1,230,111.00
<u>District Share</u>					
Cash Contribution				820,074.00	
Total			\$	\$ 2,050,185.00	\$ 1,230,111.00

Funding Source: Proposition 51 Bonds/2016-Nov.

Pursuant to the Board's action on March 11, 2009, this application has been approved and placed on the Unfunded List. This approval does not constitute a guarantee or commitment of future State funding.

The District shall ensure that it is in compliance with all applicable laws, regulations and certifications it made on the program forms.

Based on the Board's action on June 5, 2017, this project is subject to the Grant Agreement submittal pursuant to School Facility Program Regulation Section 1859.90.4.

The District is responsible for ensuring that the project is compliant with Prevailing Wage Monitoring and/or Labor Compliance Program requirements at the time construction contracts are executed and/or construction commenced.

SCHOOL DISTRICT DATA

Application No: 50/64725-05-001
School District: Long Beach Unified
High School Attendance Area: Wilson, Polytechnic Millikan Super

County: Los Angeles
School Name: Roosevelt Elementary

PROJECT DATA

Type of Project: Elementary School
 K-6: 200
 7-8:
 9-12:
 Non-Severe:
 Severe:
Application Filing Basis: High School Attendance Area
Number of Classrooms: 8
Master Acres: 16.6
Existing Acres: 4.27
Proposed Acres:
Recommended Acres: 16.6
Facility Hardship (a): No
Financial Hardship Requested: No
Alternative Education School: No
Addition to Existing Site: Yes
Core Facilities: Multi-Purpose/Kitchen,
 Library/Media Center,
 Administration, Toilet

ADJUSTED GRANT DATA

New Construction Grant	\$	2,313,400.00
Fire Detection Alarm		2,800.00
Prevailing Wage Monitoring		5,418.00
Multi-Level Constr.	8Crs.	277,608.00
Service Site		292,579.00
Off-Site		16,667.00
Utilities		15,647.00
Small Size Project		92,536.00
Urban/Security/Impacted Site		1,323,116.00
Total State Share (50%)		4,339,771.00
District Share (50%)		4,339,771.00
Total Project Cost	\$	8,679,542.00

PROJECT FINANCING

State Share
This Project **\$** 4,339,771.00
District Share
Cash Contribution 4,339,771.00
Financial Hardship
Total Project Cost **\$** 8,679,542.00

HISTORY OF PROJECT COST AND APPORTIONMENT

	Fund Code	Proposition	Previously Authorized	Authorized This Action		Unfunded Approval This Action
State Share						
New Construction/Add. Grant	951-500	51	\$	\$ 4,339,771.00	\$	4,339,771.00
District Share						
Cash Contribution				4,339,771.00		
Total			\$	\$ <u><u>8,679,542.00</u></u>	\$	<u><u>4,339,771.00</u></u>

Funding Source: Proposition 51 Bonds/2016-Nov.

Pursuant to the Board's action on March 11, 2009, this application has been approved and placed on the Unfunded List. This approval does not constitute a guarantee or commitment of future State funding.

The District shall ensure that it is in compliance with all applicable laws, regulations and certifications it made on the program forms.

Based on the Board's action on June 5, 2017, this project is subject to the Grant Agreement submittal pursuant to School Facility Program Regulation Section 1859.90.4.

The District is responsible for ensuring that the project is compliant with Prevailing Wage Monitoring and/or Labor Compliance Program requirements at the time construction contracts are executed and/or construction commenced.

SCHOOL DISTRICT DATA

Application No: 57/68866-00-012 County: San Mateo
 School District: Belmont-Redwood Shores Elementary School Name: Cipriani Elementary

PROJECT DATA

Type of Project: Elementary School Application Filing Basis: Site Specific
 Pupils Assigned Over 50 Years: K-6: 184
 7-8:
 9-12:
 Non-Severe:
 Severe:
 Financial Hardship Requested: No Recommended Acres: 5.7
 Alternative Education School: No Existing Acres: 15

ADJUSTED GRANT DATA

Modernization Grant - Over 50 Yrs	\$ 1,125,896.00
Fire Detection Alarm	26,312.00
Prevailing Wage Monitoring	1,936.00
Small Size Project	45,036.00
Accessibility/Fire Code Req.	93,187.00
Total State Share (60%)	1,292,367.00
District Share (40%)	861,578.00
Total Project Cost	<u>\$ 2,153,945.00</u>

PROJECT FINANCING

<u>State Share</u>	
This Project	\$ 1,292,367.00
<u>District Share</u>	
Cash Contribution	861,578.00
Financial Hardship	
Total Project Cost	<u>\$ 2,153,945.00</u>

HISTORY OF PROJECT COST AND APPORTIONMENT

	Fund Code	Proposition	Previously Authorized	Authorized This Action	Unfunded Approval This Action
<u>State Share</u>					
Modernization/Additional Grant	951-570	51	\$	\$ 1,292,367.00	\$ 1,292,367.00
<u>District Share</u>					
Cash Contribution				861,578.00	
Total			\$	<u>\$ 2,153,945.00</u>	<u>\$ 1,292,367.00</u>

Funding Source: Proposition 51 Bonds/2016-Nov.

Pursuant to the Board's action on March 11, 2009, this application has been approved and placed on the Unfunded List. This approval does not constitute a guarantee or commitment of future State funding.

The District shall ensure that it is in compliance with all applicable laws, regulations and certifications it made on the program forms.

Based on the Board's action on June 5, 2017, this project is subject to the Grant Agreement submit pursuant to School Facility Program Regulation Section 1859.90.4.

The District is responsible for ensuring that the project is compliant with Prevailing Wage Monitoring and/or Labor Compliance Program requirements at the time construction contracts are executed and/or construction commenced.

SCHOOL DISTRICT DATA

Application No: 57/67686-00-011	County: San Bernardino
School District: Colton Joint Unified	School Name: Lincoln (Abraham) Elementary

PROJECT DATA

Type of Project: Elementary School	Application Filing Basis: Site Specific
Pupils Assigned Under 50 Yrs: K-6: 23	Pupils Assigned Over 50 Yrs: K-6: 527
7-8:	7-8:
9-12:	9-12:
Non-Severe:	Non-Severe:
Severe:	Severe:
Financial Hardship Requested: No	Recommended Acres: 10.2
Alternative Education School: No	Existing Acres: 9

ADJUSTED GRANT DATA

Modernization Grant - Under 50 Yrs	\$ 101,292.00
Modernization Grant - Over 50 Yrs	3,224,713.00
Fire Detection Alarm	78,650.00
Prevailing Wage Monitoring	5,257.00
Accessibility/Fire Code Req.	99,780.00
Total State Share (60%)	3,509,692.00
District Share (40%)	2,339,795.00
Total Project Cost	\$ 5,849,487.00

PROJECT FINANCING

<u>State Share</u>	
This Project	\$ 3,509,692.00
<u>District Share</u>	
Cash Contribution	2,339,795.00
Financial Hardship	
Total Project Cost	\$ 5,849,487.00

HISTORY OF PROJECT COST AND APPORTIONMENT

	Fund Code	Proposition	Previously Authorized	Authorized This Action	Unfunded Approval This Action
<u>State Share</u>					
Modernization/Additional Grant	951-570	51	\$	\$ 3,509,692.00	\$ 3,509,692.00
<u>District Share</u>					
Cash Contribution				2,339,795.00	
Total			\$	\$ 5,849,487.00	\$ 3,509,692.00

Funding Source: Proposition 51 Bonds/2016-Nov.

Pursuant to the Board's action on March 11, 2009, this application has been approved and placed on the Unfunded List. This approval does not constitute a guarantee or commitment of future State funding.

The District shall ensure that it is in compliance with all applicable laws, regulations and certifications it made on the program forms.

Based on the Board's action on June 5, 2017, this project is subject to the Grant Agreement submittal pursuant to School Facility Program Regulation Section 1859.90.4.

The District is responsible for ensuring that the project is compliant with Prevailing Wage Monitoring and/or Labor Compliance Program requirements at the time construction contracts are executed and/or construction commenced.

SCHOOL DISTRICT DATA

Application No: 57/67686-00-012 School District: Colton Joint Unified	County: San Bernardino School Name: Lewis (Mary B.) Elementary
----------------------------------------------------------------------------------------	---------------------------------------------------------------------------------

PROJECT DATA

Type of Project: Elementary School Pupils Assigned Under 50 Yrs: K-6: 147 7-8: 9-12: Non-Severe: Severe: 2 Financial Hardship Requested: No Alternative Education School: No	Application Filing Basis: Site Specific Pupils Assigned Over 50 Yrs: K-6: 428 7-8: 9-12: Non-Severe: Severe: 7 Recommended Acres: 14.4 Existing Acres: 9.5
-------------------------------------------------------------------------------------------------------------------------------------------------------------------------------------------------------------------------------------------------------------------------	-------------------------------------------------------------------------------------------------------------------------------------------------------------------------------------------------------------------------------------------------------

ADJUSTED GRANT DATA

Modernization Grant - Under 50 Yrs	\$ 675,462.00
Modernization Grant - Over 50 Yrs	2,755,446.00
Fire Detection Alarm	85,771.00
Prevailing Wage Monitoring	5,429.00
Accessibility/Fire Code Req.	<u>102,927.00</u>
Total State Share (60%)	3,625,035.00
District Share (40%)	<u>2,416,690.00</u>
Total Project Cost	\$ <u>6,041,725.00</u>

PROJECT FINANCING

State Share	
This Project	\$ 3,625,035.00
District Share	
Cash Contribution	2,416,690.00
Financial Hardship	
Total Project Cost	\$ <u>6,041,725.00</u>
Total Project Cost	

HISTORY OF PROJECT COST AND APPORTIONMENT

	Fund Code	Proposition	Previously Authorized	Authorized This Action	Unfunded Approval This Action
State Share					
Modernization/Additional Grant	951-570	51	\$	\$ 3,625,035.00	\$ 3,625,035.00
District Share					
Cash Contribution				<u>2,416,690.00</u>	
Total			\$	\$ <u>6,041,725.00</u>	\$ <u>3,625,035.00</u>

Funding Source: Proposition 51 Bonds/2016-Nov.

Pursuant to the Board's action on March 11, 2009, this application has been approved and placed on the Unfunded List. This approval does not constitute a guarantee or commitment of future State funding.

The District shall ensure that it is in compliance with all applicable laws, regulations and certifications it made on the program forms.

The District is responsible for ensuring that the project is compliant with Prevailing Wage Monitoring and/or Labor Compliance Program requirements at the time construction contracts are executed and/or construction commenced.

Based on the Board's action on June 5, 2017, this project is subject to the Grant Agreement submittal pursuant to School Facility Program Regulation Section 1859.90.4.

SCHOOL DISTRICT DATA

Application No: 57/67686-00-013 School District: Colton Joint Unified	County: San Bernardino School Name: Grant (Ulysses) Elementary
----------------------------------------------------------------------------------------	---------------------------------------------------------------------------------

PROJECT DATA

Type of Project: Elementary School Pupils Assigned Over 50 Years: K-6: 550 7-8: 9-12: Non-Severe: Severe:	Application Filing Basis: Site Specific Financial Hardship Requested: No Alternative Education School: No	Recommended Acres: 14.4 Existing Acres: 9
------------------------------------------------------------------------------------------------------------------------------------------------------------------------------	------------------------------------------------------------------------------------------------------------------------------------------	------------------------------------------------------------

ADJUSTED GRANT DATA

Modernization Grant - Over 50 Yrs	\$ 3,365,450.00
Fire Detection Alarm	78,650.00
Prevailing Wage Monitoring	5,318.00
Accessibility/Fire Code Req.	<u>100,964.00</u>
Total State Share (60%)	3,550,382.00
District Share (40%)	<u>2,366,921.00</u>
Total Project Cost	\$ <u>5,917,303.00</u>

PROJECT FINANCING

State Share	
This Project	\$ 3,550,382.00
District Share	
Cash Contribution	2,366,921.00
Financial Hardship	
Total Project Cost	\$ <u>5,917,303.00</u>

HISTORY OF PROJECT COST AND APPORTIONMENT

	Fund Code	Proposition	Previously Authorized	Authorized This Action	Unfunded Approval This Action
State Share					
Modernization/Additional Grant	951-570	51	\$	\$ 3,550,382.00	\$ 3,550,382.00
District Share					
Cash Contribution				<u>2,366,921.00</u>	
Total			\$	\$ <u>5,917,303.00</u>	\$ <u>3,550,382.00</u>

Funding Source: Proposition 51 Bonds/2016 Nov.

Pursuant to the Board's action on March 11, 2009, this application has been approved and placed on the Unfunded List. This approval does not constitute a guarantee or commitment of future State funding.

The District shall ensure that it is in compliance with all applicable laws, regulations and certifications it made on the program forms.

The District is responsible for ensuring that the project is compliant with Prevailing Wage Monitoring and/or Labor Compliance Program requirements at the time construction contracts are executed and/or construction commenced.

Based on the Board's action on June 5, 2017, this project is subject to the Grant Agreement submittal pursuant to School Facility Program Regulation Section 1859.90.4.

SCHOOL DISTRICT DATA

Application No: 57/67686-00-014	County: San Bernardino
School District: Colton Joint Unified	School Name: Crestmore Elementary

PROJECT DATA

Type of Project: Elementary School	Application Filing Basis: Site Specific
Pupils Assigned Under 50 Yrs: K-6: 104	Pupils Assigned Over 50 Yrs: K-6: 496
7-8:	7-8:
9-12:	9-12:
Non-Severe:	Non-Severe:
Severe:	Severe:
Financial Hardship Requested: No	Recommended Acres: 14.1
Alternative Education School: No	Existing Acres: 10

ADJUSTED GRANT DATA

Modernization Grant - Under 50 Yrs	\$ 458,016.00
Modernization Grant - Over 50 Yrs	3,035,024.00
Fire Detection Alarm	85,800.00
Prevailing Wage Monitoring	5,525.00
Accessibility/Fire Code Req.	104,791.00
Total State Share (60%)	3,689,156.00
District Share (40%)	2,459,437.00
Total Project Cost	\$ 6,148,593.00

PROJECT FINANCING

<u>State Share</u>	
This Project	\$ 3,689,156.00
<u>District Share</u>	
Cash Contribution	2,459,437.00
Financial Hardship	
Total Project Cost	\$ 6,148,593.00

HISTORY OF PROJECT COST AND APPORTIONMENT

	Fund Code	Proposition	Previously Authorized	Authorized This Action	Unfunded Approval This Action
<u>State Share</u>					
Modernization/Additional Grant	951-570	51	\$	\$ 3,689,156.00	\$ 3,689,156.00
<u>District Share</u>					
Cash Contribution				2,459,437.00	
Total			\$	\$ 6,148,593.00	\$ 3,689,156.00

Funding Source: Proposition 51 Bonds/2016-Nov.

Pursuant to the Board's action on March 11, 2009, this application has been approved and placed on the Unfunded List. This approval does not constitute a guarantee or commitment of future State funding.

The District shall ensure that it is in compliance with all applicable laws, regulations and certifications it made on the program forms.

The District is responsible for ensuring that the project is compliant with Prevailing Wage Monitoring and/or Labor Compliance Program requirements at the time construction contracts are executed and/or construction commenced.

Based on the Board's action on June 5, 2017, this project is subject to the Grant Agreement submittal pursuant to School Facility Program Regulation Section 1859.90.4.

SCHOOL DISTRICT DATA

Application No: 57/71290-00-008 County: Stanislaus
 School District: Sylvan Union Elementary School Name: Woodrow Elementary

PROJECT DATA

Type of Project: Elementary School Application Filing Basis: Site Specific
 Pupils Assigned Under 50 Yrs: K-6: 600
 7-8:
 9-12:
 Non-Severe: 26
 Severe:
 Financial Hardship Requested: No Recommended Acres: 7.3
 Alternative Education School: No Existing Acres: 9.98

ADJUSTED GRANT DATA

Modernization Grant - Under 50 Yrs	\$ 2,886,566.00
Fire Detection Alarm	92,664.00
Prevailing Wage Monitoring	4,599.00
Accessibility/Fire Code Req.	86,597.00
Total State Share (60%)	3,070,426.00
District Share (40%)	2,046,951.00
Total Project Cost	<u>\$ 5,117,377.00</u>

PROJECT FINANCING

<u>State Share</u>	
This Project	\$ 3,070,426.00
<u>District Share</u>	
Cash Contribution	2,046,951.00
Financial Hardship	
Total Project Cost	<u>\$ 5,117,377.00</u>

HISTORY OF PROJECT COST AND APPORTIONMENT

	Fund Code	Proposition	Previously Authorized	Authorized This Action	Unfunded Approval This Action
<u>State Share</u>					
Modernization/Additional Grant	951-570	51	\$	\$ 3,070,426.00	\$ 3,070,426.00
<u>District Share</u>					
Cash Contribution				2,046,951.00	
Total			\$	\$ 5,117,377.00	\$ 3,070,426.00

Funding Source: Proposition 51 Bonds/2016-Nov.

Pursuant to the Board's action on March 11, 2009, this application has been approved and placed on the Unfunded List. This approval does not constitute a guarantee or commitment of future State funding.

The District shall ensure that it is in compliance with all applicable laws, regulations and certifications it made on the program forms.

The District is responsible for ensuring that the project is compliant with Prevailing Wage Monitoring and/or Labor Compliance Program requirements at the time construction contracts are executed and/or construction commenced.

Based on the Board's action on June 5, 2017, this project is subject to the Grant Agreement submittal pursuant to School Facility Program Regulation Section 1859.90.4.

SCHOOL DISTRICT DATA

Application No: 50/67033-00-037
School District: Corona-Norco Unified

County: Riverside
School Name: Harada Elementary

PROJECT DATA

Type of Project: Elementary School
 K-6: 62
 7-8:
 9-12:
 Non-Severe:
 Severe:
Application Filing Basis: District Wide
Number of Classrooms: 4
Master Acres: 14.1
Existing Acres: 9.45
Proposed Acres:
Recommended Acres: 14.1
Facility Hardship (a): No
Financial Hardship Requested: No
Alternative Education School: No
Addition to Existing Site: Yes

ADJUSTED GRANT DATA

New Construction Grant	\$	717,154.00
Fire Detection Alarm		868.00
Prevailing Wage Monitoring		1,121.00
Service Site		54,487.00
Utilities		38,256.00
Small Size Project		86,058.00
Total State Share (50%)		897,944.00
District Share (50%)		897,944.00
Total Project Cost	\$	1,795,888.00

PROJECT FINANCING

State Share
This Project **\$** 897,944.00
District Share
Cash Contribution 897,944.00
Financial Hardship
Total Project Cost **\$** 1,795,888.00

HISTORY OF PROJECT COST AND APPORTIONMENT

	Fund Code	Proposition	Previously Authorized	Authorized This Action	Unfunded Approval This Action
<u>State Share</u>					
New Construction/Add. Grant	919-501	1A	\$	\$ 897,944.00	\$ 897,944.00
<u>District Share</u>					
Cash Contribution				897,944.00	
Total			\$	\$ <u><u>1,795,888.00</u></u>	\$ <u><u>897,944.00</u></u>

Funding Source: Proposition 1A Bonds/1998-Nov.

Pursuant to the Board's action on March 11, 2009, this application has been approved and placed on the Unfunded List. This approval does not constitute a guarantee or commitment of future State funding.

The District shall ensure that it is in compliance with all applicable laws, regulations and certifications it made on the program forms.

Based on the Board's action on June 5, 2017, this project is subject to the Grant Agreement submittal pursuant to School Facility Program Regulation Section 1859.90.4.

The District is responsible for ensuring that the project is compliant with Prevailing Wage Monitoring and/or Labor Compliance Program requirements at the time construction contracts are executed and/or construction commenced.

SCHOOL DISTRICT DATA

Application No: 50/72249-00-002
 School District: Tulare Joint Union High

County: Tulare
 School Name: Mission Oak High

PROJECT DATA

Type of Project: High School
 K-6:
 7-8:
 9-12: 121
 Non-Severe:
 Severe:
 Application Filing Basis: District Wide
 Number of Classrooms: 8
 Master Acres: 46.5
 Existing Acres: 67.8
 Proposed Acres:
 Recommended Acres: 46.5
 Facility Hardship (a): No
 Financial Hardship Requested: No
 Alternative Education School: No
 Addition to Existing Site: Yes

ADJUSTED GRANT DATA

New Construction Grant	\$	1,883,607.00
Fire Detection Alarm		3,751.00
Sprinkler System		29,040.00
Prevailing Wage Monitoring		2,540.00
Service Site		80,155.00
Utilities		35,578.00
Total State Share (50%)		2,034,671.00
District Share (50%)		2,034,671.00
Total Project Cost	\$	4,069,342.00

PROJECT FINANCING

State Share
 This Project \$ 2,034,671.00
District Share
 Cash Contribution 2,034,671.00
 Financial Hardship
 Total Project Cost \$ 4,069,342.00

HISTORY OF PROJECT COST AND APPORTIONMENT

	Fund Code	Proposition	Previously Authorized	Authorized This Action	Unfunded Approval This Action
<u>State Share</u>					
New Construction/Add. Grant	919-501	1A	\$	\$ 2,034,671.00	\$ 2,034,671.00
<u>District Share</u>					
Cash Contribution				2,034,671.00	
Total			\$	4,069,342.00	2,034,671.00

Funding Source: Proposition 1A Bonds/1998-Nov.

Pursuant to the Board's action on March 11, 2009, this application has been approved and placed on the Unfunded List. This approval does not constitute a guarantee or commitment of future State funding.

The District shall ensure that it is in compliance with all applicable laws, regulations and certifications it made on the program forms.

Based on the Board's action on June 5, 2017, this project is subject to the Grant Agreement submittal pursuant to School Facility Program Regulation Section 1859.90.4.

The District is responsible for ensuring that the project is compliant with Prevailing Wage Monitoring and/or Labor Compliance Program requirements at the time construction contracts are executed and/or construction commenced.

SCHOOL DISTRICT DATA

Application No: 57/62117-00-034 County: Fresno
 School District: Clovis Unified School Name: Fort Washington Elementary

PROJECT DATA

Type of Project: Elementary School Application Filing Basis: Site Specific
 Pupils Assigned Under 50 Yrs: K-6: 125
 7-8:
 9-12:
 Non-Severe:
 Severe:
 Financial Hardship Requested: No Recommended Acres: 9.8
 Alternative Education School: No Existing Acres: 15

ADJUSTED GRANT DATA

Modernization Grant - Under 50 Yrs	\$ 550,500.00
Fire Detection Alarm	17,875.00
Prevailing Wage Monitoring	1,134.00
Small Size Project	22,020.00
Accessibility/Fire Code Req.	165,361.00
Total State Share (60%)	756,890.00
District Share (40%)	504,593.00
Total Project Cost	<u>\$ 1,261,483.00</u>

PROJECT FINANCING

<u>State Share</u>	
This Project	\$ 756,890.00
<u>District Share</u>	
Cash Contribution	504,593.00
Financial Hardship	
Total Project Cost	<u>\$ 1,261,483.00</u>

HISTORY OF PROJECT COST AND APPORTIONMENT

	Fund Code	Proposition	Previously Authorized	Authorized This Action	Unfunded Approval This Action
<u>State Share</u>					
Modernization/Additional Grant	951-570	51	\$	\$ 756,890.00	\$ 756,890.00
<u>District Share</u>					
Cash Contribution				504,593.00	
Total			\$	<u>\$ 1,261,483.00</u>	<u>\$ 756,890.00</u>

Funding Source: Proposition 51 Bonds/2016-Nov.

Pursuant to the Board's action on March 11, 2009, this application has been approved and placed on the Unfunded List. This approval does not constitute a guarantee or commitment of future State funding.

The District shall ensure that it is in compliance with all applicable laws, regulations and certifications it made on the program forms.

Based on the Board's action on June 5, 2017, this project is subject to the Grant Agreement submittal pursuant to School Facility Program Regulation Section 1859.90.4.

The District is responsible for ensuring that the project is compliant with Prevailing Wage Monitoring and/or Labor Compliance Program requirements at the time construction contracts are executed and/or construction commenced.

SCHOOL DISTRICT DATA

Application No: 50/62117-00-017
 School District: Clovis Unified

County: Fresno
 School Name: Clovis High

PROJECT DATA

Type of Project: High School
 K-6:
 7-8:
 9-12: 81
 Non-Severe:
 Severe:
 Application Filing Basis: District Wide
 Number of Classrooms: 3
 Master Acres: 66.4
 Existing Acres: 80
 Proposed Acres:
 Recommended Acres: 66.4
 Facility Hardship (a): No
 Financial Hardship Requested: No
 Alternative Education School: No
 Addition to Existing Site: Yes

ADJUSTED GRANT DATA

New Construction Grant	\$	1,260,927.00
Fire Detection Alarm		2,511.00
Prevailing Wage Monitoring		1,867.00
Service Site		79,163.00
Small Size Project		151,311.00
Total State Share (50%)		<u>1,495,779.00</u>
District Share (50%)		<u>1,495,779.00</u>
Total Project Cost	\$	<u><u>2,991,558.00</u></u>

PROJECT FINANCING

State Share
 This Project \$ 1,495,779.00
District Share
 Cash Contribution 1,495,779.00
 Financial Hardship
 Total Project Cost \$ 2,991,558.00

HISTORY OF PROJECT COST AND APPORTIONMENT

	Fund Code	Proposition	Previously Authorized	Authorized This Action	Unfunded Approval This Action
<u>State Share</u>					
New Construction/Add. Grant	919-501	1A	\$	\$ 1,495,779.00	\$ 1,495,779.00
<u>District Share</u>					
Cash Contribution				<u>1,495,779.00</u>	
Total			\$	<u><u>2,991,558.00</u></u>	<u><u>1,495,779.00</u></u>

Funding Source: Proposition 1A Bonds/1998-Nov.

Pursuant to the Board's action on March 11, 2009, this application has been approved and placed on the Unfunded List. This approval does not constitute a guarantee or commitment of future State funding.

The District shall ensure that it is in compliance with all applicable laws, regulations and certifications it made on the program forms.

Based on the Board's action on June 5, 2017, this project is subject to the Grant Agreement submittal pursuant to School Facility Program Regulation Section 1859.90.4.

The District is responsible for ensuring that the project is compliant with Prevailing Wage Monitoring and/or Labor Compliance Program requirements at the time construction contracts are executed and/or construction commenced.

SCHOOL DISTRICT DATA

Application No: 50/62117-00-018
 School District: Clovis Unified

County: Fresno
 School Name: Clovis West High

PROJECT DATA

Type of Project: High School
 K-6:
 7-8:
 9-12: 307
 Non-Severe:
 Severe:
 Application Filing Basis: District Wide
 Number of Classrooms: 18
 Master Acres: 66.1
 Existing Acres: 56.42
 Proposed Acres:
 Recommended Acres: 52.7
 Facility Hardship (a): No
 Financial Hardship Requested: No
 Alternative Education School: No
 Addition to Existing Site: Yes

ADJUSTED GRANT DATA

New Construction Grant	\$	4,779,069.00
Fire Detection Alarm		9,517.00
Prevailing Wage Monitoring		5,986.00
Total State Share (50%)		<u>4,794,572.00</u>
District Share (50%)		<u>4,794,572.00</u>
Total Project Cost	\$	<u>9,589,144.00</u>

PROJECT FINANCING

State Share
 This Project \$ 4,794,572.00
District Share
 Cash Contribution 4,794,572.00
 Financial Hardship
 Total Project Cost \$ 9,589,144.00

HISTORY OF PROJECT COST AND APPORTIONMENT

	Fund Code	Proposition	Previously Authorized	Authorized This Action	Unfunded Approval This Action
<u>State Share</u>					
New Construction/Add. Grant	919-500	1A	\$	\$ 2,592,089.63	\$ 2,592,089.63
New Construction/Add. Grant	919-501	1A		69,601.99	69,601.99
New Construction/Add. Grant	951-500	51		2,132,880.38	2,132,880.38
<u>District Share</u>					
Cash Contribution				<u>4,794,572.00</u>	
Total			\$	<u>9,589,144.00</u>	<u>4,794,572.00</u>

Funding Sources: Proposition 1A Bonds/1998-Nov.; Proposition 51 Bonds/2016-Nov.

Pursuant to the Board's action on March 11, 2009, this application has been approved and placed on the Unfunded List. This approval does not constitute a guarantee or commitment of future State funding.

The District shall ensure that it is in compliance with all applicable laws, regulations and certifications it made on the program forms.

Based on the Board's action on June 5, 2017, this project is subject to the Grant Agreement submittal pursuant to School Facility Program Regulation Section 1859.90.4.

The District is responsible for ensuring that the project is compliant with Prevailing Wage Monitoring and/or Labor Compliance Program requirements at the time construction contracts are executed and/or construction commenced.

SCHOOL DISTRICT DATA

Application No: 57/62117-00-035	County: Fresno
School District: Clovis Unified	School Name: Clovis West High

PROJECT DATA

Type of Project: High School	Application Filing Basis: Site Specific						
Pupils Assigned Under 50 Yrs: <table border="0" style="margin-left: 20px;"> <tr><td>K-6:</td><td></td></tr> <tr><td>7-8:</td><td></td></tr> <tr><td>9-12:</td><td>174</td></tr> </table>	K-6:		7-8:		9-12:	174	
K-6:							
7-8:							
9-12:	174						
Non-Severe:							
Severe:							
Financial Hardship Requested: No	Recommended Acres: 52.7						
Alternative Education School: No	Existing Acres: 56.42						

ADJUSTED GRANT DATA

Modernization Grant - Under 50 Yrs	\$ 1,061,226.00
Fire Detection Alarm	24,882.00
Prevailing Wage Monitoring	1,761.00
Accessibility/Fire Code Req.	87,942.00
Total State Share (60%)	1,175,811.00
District Share (40%)	783,874.00
Total Project Cost	\$ 1,959,685.00

PROJECT FINANCING

<u>State Share</u>	
This Project	\$ 1,175,811.00
<u>District Share</u>	
Cash Contribution	783,874.00
Financial Hardship	
Total Project Cost	\$ 1,959,685.00

HISTORY OF PROJECT COST AND APPORTIONMENT

	Fund Code	Proposition	Previously Authorized	Authorized This Action	Unfunded Approval This Action
<u>State Share</u>					
Modernization/Additional Grant	951-570	51	\$	\$ 1,175,811.00	\$ 1,175,811.00
<u>District Share</u>					
Cash Contribution				783,874.00	
Total			\$	\$ 1,959,685.00	\$ 1,175,811.00

Funding Source: Proposition 51 Bonds/2016-Nov.

Pursuant to the Board's action on March 11, 2009, this application has been approved and placed on the Unfunded List. This approval does not constitute a guarantee or commitment of future State funding.

The District shall ensure that it is in compliance with all applicable laws, regulations and certifications it made on the program forms.

Based on the Board's action on June 5, 2017, this project is subject to the Grant Agreement submittal pursuant to School Facility Program Regulation Section 1859.90.4.

The District is responsible for ensuring that the project is compliant with Prevailing Wage Monitoring and/or Labor Compliance Program requirements at the time construction contracts are executed and/or construction commenced.

SCHOOL DISTRICT DATA

Application No: 57/70722-00-001 County: Sonoma
 School District: Guerneville Elementary School Name: Guerneville Elementary

PROJECT DATA

Type of Project: Elementary School Application Filing Basis: Site Specific
 Pupils Assigned Under 50 Yrs: K-6: 217
 7-8:
 9-12:
 Non-Severe:
 Severe:
 Financial Hardship Requested: No Recommended Acres: 8.9
 Alternative Education School: No Existing Acres: 12.4

ADJUSTED GRANT DATA

Moderization Grant - Under 50 Yr	\$ 955,668.00
Project Assistance	3,772.00
Fire Detection Alarm	31,031.00
Prevailing Wage Monitoring	1,800.00
Accessibility/Fire Code Req.	209,334.00
Total State Share (60%)	1,201,605.00
District Share (40%)	801,070.00
Total Project Cost	<u>\$ 2,002,675.00</u>

PROJECT FINANCING

<u>State Share</u>	
This Project	\$ 1,201,605.00
<u>District Share</u>	
Cash Contribution	801,070.00
Financial Hardship	
Total Project Cost	<u>\$ 2,002,675.00</u>

HISTORY OF PROJECT COST AND APPORTIONMENT

	Fund Code	Proposition	Previously Authorized	Authorized This Action	Unfunded Approval This Action
<u>State Share</u>					
Modernization/Additional Grant	951-570	51	\$	\$ 1,201,605.00	\$ 1,201,605.00
<u>District Share</u>					
Cash Contribution				801,070.00	
Total			\$	<u>\$ 2,002,675.00</u>	<u>\$ 1,201,605.00</u>

Funding Source: Proposition 51 Bonds/2016-Nov.

Pursuant to the Board's action on March 11, 2009, this application has been approved and placed on the Unfunded List. This approval does not constitute a guarantee or commitment of future State funding.

The District shall ensure that it is in compliance with all applicable laws, regulations and certifications it made on the program forms.

Based on the Board's action on June 5, 2017, this project is subject to the Grant Agreement submittal pursuant to School Facility Program Regulation Section 1859.90.4.

The District is responsible for ensuring that the project is compliant with Prevailing Wage Monitoring and/or Labor Compliance Program requirements at the time construction contracts are executed and/or construction commenced.

SCHOOL DISTRICT DATA

Application No: 58/69757-00-001 County: Santa Cruz
 School District: Happy Valley Elementary School Name: Happy Valley Elementary

PROJECT DATA

Type of Project: Elementary School Application Filing Basis: Site Specific
 Pupils Assigned Under 50 Yrs: K-6:
 7-8:
 9-12:
 Non-Severe:
 Severe:
 Financial Hardship Requested: Yes Recommended Acres:
 Alternative Education School: No Existing Acres: 3.7

ADJUSTED GRANT DATA

Rehabilitation/Mitigation	\$ 192,979.00
Project Assistance	3,621.00
Total State Share (60%)	196,600.00
District Share (40%)	131,067.00
Total Project Cost	\$ 327,667.00

PROJECT FINANCING

<u>State Share</u>	
This Project	\$ 196,600.00
<u>District Share</u>	
Cash Contribution	18,927.00
Financial Hardship	112,140.00
Total Project Cost	\$ 327,667.00

HISTORY OF PROJECT COST AND APPORTIONMENT

	Fund Code	Proposition	Previously Authorized	Authorized This Action	State Apportionment This Action
<u>State Share</u>					
Modernization/Additional Grant	951-570	51	196,600.00	(196,600.00)	
Modernization/Additional Grant	051-570	51		196,600.00	\$ 196,600.00
<u>District Share</u>					
Cash Contribution			18,927.00		
Financial Hardship	951-570	51	112,140.00	(112,140.00)	
Financial Hardship	051-570	51		112,140.00	112,140.00
Total			\$ 327,667.00	\$ 0.00	\$ 308,740.00

Funding Source: Proposition 51 Bonds/2016-Nov.

Pursuant to the Board's action on February 28, 2018, the District is required to submit a complete Fund Release Authorization (Form SAB 50-05) on or before May 29, 2018; otherwise, the apportionment will be rescinded without further Board action and will receive a new Unfunded Approval date of February 28, 2018.

The Form SAB 50-05 submittal must contain an original signature from a designated District Representative and must be physically received by the Office of Public School Construction at 707 Third Street, West Sacramento, CA 95605 prior to the close of business on May 29, 2018.

The school district is responsible for ensuring the project is compliant with all Prevailing Wage Monitoring and/or Labor Compliance Program requirements at the time construction contracts were executed and/or construction commenced.

The District qualifies for financial hardship pursuant to SFP Regulation Section 1859.81(c)(4). The District has demonstrated it is financially unable to provide all or part of the matching funds and is levying the developer fees or equal alternative revenue source justified by law. The District's total bonding capacity at the time of its request for financial hardship funding was \$5 million or less.

The District shall ensure that it is in compliance with all applicable laws, regulations and certifications it made on the program forms.

Provide that the State portion of any and all project savings realized from the funding of this Facility Hardship Program project must be returned to the State.

Based on the Board's action on June 5, 2017, this project is subject to the Grant Agreement submittal pursuant to School Facility Program Regulation Section 1859.90.4.

SCHOOL DISTRICT DATA

Application No: 58/61796-00-009 School District: West Contra Costa Unified	County: Contra Costa School Name: King Elementary
---------------------------------------------------------------------------------------------	--------------------------------------------------------------------

PROJECT DATA

Type of Project: K-6 Pupils Assigned Under 50 Yrs: K-6: 7-8: 9-12: Non-Severe: Severe:	Application Filing Basis: Site Specific Financial Hardship Requested: No Alternative Education School: No Recommended Acres: 6.9 Existing Acres: 5.3
-----------------------------------------------------------------------------------------------------------------------------------------------------------	-------------------------------------------------------------------------------------------------------------------------------------------------------------------------------------------------------------

ADJUSTED GRANT DATA

Seismic Rehabilitation	\$ 2,106,032.00
Total State Share (50%)	2,106,032.00
District Share (50%)	2,106,032.00
Total Project Cost	\$ 4,212,064.00

PROJECT FINANCING

State Share	
This Project	\$ 2,106,032.00
District Share	
Cash Contribution	2,106,032.00
Financial Hardship	
Total Project Cost	\$ 4,212,064.00

HISTORY OF PROJECT COST AND APPORTIONMENT

	Fund Code	Proposition		Previously Authorized	Authorized This Action	State Apportionment This Action
State Share						
New Construction/Additional Grant	957-505	1D	\$	2,106,032.00	\$ (2,106,032.00)	
New Construction/Additional Grant	057-505	1D			2,106,032.00	\$ 2,106,032.00
District Share						
Cash Contribution				2,106,032.00		
Total			\$	4,212,064.00	\$ 0.00	\$ 2,106,032.00

Funding Source: Proposition 1D Bonds/2006-Nov.
 Pursuant to the Board's action on February 28, 2018, the District is required to submit a complete Fund Release Authorization (Form SAB 50-05) on or before May 29, 2018; otherwise, the apportionment will be rescinded without further Board action and will receive a new Unfunded Approval date of February 28, 2018.

The Form SAB 50-05 submittal must contain an original signature from a designated District Representative and must be physically received by the Office of Public School Construction at 707 Third Street, West Sacramento, CA 95605 prior to the close of business on May 29, 2018.

The District shall ensure that it is in compliance with all applicable laws, regulations and certifications it made on the program forms.

Provide that the State portion of any and all project savings realized from the funding of this Seismic Mitigation Program project must be returned to the State.

The school district is responsible for ensuring the project is compliant with all Prevailing Wage Monitoring and/or Labor Compliance Program requirements at the time construction contracts were executed and/or construction commenced.

Based on the Board's action on June 5, 2017, this project is subject to the Grant Agreement submittal pursuant to School Facility Program Regulation Section 1859.90.4.

SCHOOL DISTRICT DATA

Application Number:.....50/73551-00-016 School District:.....Carlsbad Unified
 County:.....San Diego School Name:.....Sage Creek High
 Financial Hardship.....No

PURPOSE OF REPORT

To recommend accounting revisions to close out a completed project.

DESCRIPTION

A review of expenditures reported by the District has been made and the revisions indicated are necessary to close out this completed project. The District incurred additional eligible expenditures per SFP Regulation Sections 1859.74 and 1859.106 and may receive additional site acquisition and Department of Toxic Substances Control (DTSC) funding in the amount of \$64,668. The District was also over-funded for hazardous waste costs in the amount of \$35,570. The District has concurred with these findings and is eligible for additional apportionments of the State share in the amount of \$29,098.

Detail of Final Cost & Financing

Budget Item	Currently Approved	Required Change	Revised Approval
SFP New Construction	\$ 19,819,318	\$ 0	\$ 19,819,318
SFP Site Acquisition	327,174	48,326	375,500
SFP Site Other	25,000	0	25,000
SFP Service Site	3,316,740	0	3,316,740
SFP General Site	1,507,792	0	1,507,792
SFP Offsite	594,589	0	594,589
SFP Utilities	215,119	0	215,119
SFP Site DTSC Fee	16,997	16,342	33,339
SFP Site Hazardous Removal	450,310	(35,570)	414,740
SFP Fire Detection/Alarm	38,950	0	38,950
SFP Fire Sprinklers	305,368	0	305,368
SFP High Performance	942,773	0	942,773
Total State Apportionment	\$ 27,560,130	\$ 29,098	\$ 27,589,228
Financing			
District Contribution	\$ 27,560,130	\$ 29,098	\$ 27,589,228
State (SFP)	27,560,130	29,098	27,589,228
Total Project Costs	\$ 55,120,260	\$ 58,196	\$ 55,178,456

RECOMMENDATIONS

1. Approve an increase of \$58,196 in the total project cost from \$55,120,260 to \$55,178,456.
2. Approve an increase of \$29,098 in the District Contribution from \$27,560,130 to \$27,589,228.
3. Approve an increase of \$29,098 in the State Apportionment [Bonds/2016-Nov.; 951-500] from \$27,560,130 to \$27,589,228.
4. Approve an unfunded approval in the amount of \$29,098.

SCHOOL DISTRICT DATA

Application Number:.....50/71043-00-011 School District:.....Ceres Unified
 County:.....Stanislaus School Name:.....Lucas Elementary
 Financial Hardship.....Yes Date of Financial Hardship status:.....November 1, 2010
 Qualifying Financial Hardship Criteria: SFP Regulation Section 1859.81(c)(1).

PURPOSE OF REPORT

A review of expenditures reported by the District has been made and the revisions indicated are necessary to close out this completed project. The District incurred additional eligible expenditures per SFP Regulation Sections 1859.74 and 1859.106 and may receive additional Department of Toxic Substances Control (DTSC) funding in the amount of \$12,172.62. The District was also over-funded for relocation assistance costs in the amount of \$133,000. The District has concurred with the findings and agrees to return the State funds in the amount of \$120,827.38.

DESCRIPTION

Budget Item	Detail of Final Cost & Financing		
	Currently Approved	Required Change	Revised Approval
SFP New Construction	\$ 3,178,746.00	\$ 0.00	\$ 3,178,746.00
SFP Site Acquisition	1,507,500.00	0.00	1,507,500.00
SFP Site Relocation	66,500.00	(66,500.00)	0.00
SFP Site Other	60,300.00	0.00	60,300.00
SFP Service Site	438,627.00	0.00	438,627.00
SFP General Site	349,568.00	0.00	349,568.00
SFP Offsite	187,707.00	0.00	187,707.00
SFP Utilities	64,543.00	0.00	64,543.00
SFP Financial Hardship	5,835,802.00	(60,413.69)	5,775,388.31
SFP Site DTSC Fee	4,632.00	6,086.31	10,718.31
SFP Fire Detection/ Alarm	4,132.00	0.00	4,132.00
SFP Fire Sprinklers	54,324.00	0.00	54,324.00
SFP Labor Compliance Program	25,577.00	0.00	25,577.00
Total State Apportionment	\$ 11,777,958.00	\$ (120,827.38)	\$ 11,657,130.62
Financing			
District Contribution	\$ 106,354.00	\$ 0.00	\$ 106,354.00
State (SFP)	5,942,156.00	(60,413.69)	5,881,742.31
Financial Hardship (SFP)	5,835,802.00	(60,413.69)	5,775,388.31
Total Project Costs	\$ 11,884,312.00	\$ (120,827.38)	\$ 11,763,484.62

RECOMMENDATIONS

1. Approve a decrease of \$120,827.38 in the total project cost from \$11,884,312.00 to \$11,763,484.62.
2. Approve a decrease of \$60,413.69 in the State Apportionment [Bonds/2004-Mar.; 055-500] from \$5,942,156.00 to \$5,881,742.31.
3. Approve a decrease of \$60,413.69 in the Financial Hardship Contribution [Bonds/2004-Mar.; 055-500] from \$5,835,802.00 to \$5,775,388.31.
4. Require the District to return State funds in the amount of \$120,827.38.

SCHOOL DISTRICT DATA

Application Number:.....50/71043-00-030 School District:.....Ceres Unified
 County:.....Stanislaus School Name:.....Elementary 15
 Financial Hardship.....Yes Date of Financial Hardship status:.....December 1, 2010
 Qualifying Financial Hardship Criteria: SFP Regulation Section 1859.81(c)(1).

PURPOSE OF REPORT

To recommend accounting revisions to close out a completed project.

DESCRIPTION

A review of expenditures reported by the District has been made and the revisions indicated are necessary to close out this completed project. This is a Financial Hardship project and has savings in the amount of \$16,096.38. SFP Regulation Section 1859.103 states that “the State’s portion of any savings declared by the district or determined by the OPSC by audit must be used to reduce the SFP financial hardship grant of that project ... any interest earned on a financial hardship project not expended on eligible project expenditures will be treated as savings and will be used to reduce the SFP financial hardship grant for that project.” The District has concurred with the findings and agrees to return the State funds in the amount of \$16,096.38.

Detail of Final Cost & Financing

Budget Item	Currently Approved	Required Change	Revised Approval
SFP New Construction	\$ 8,173,557.00	\$ (8,048.19)	\$ 8,165,508.81
SFP Site Acquisition	447,885.00	0.00	447,885.00
SFP Site Other	25,000.00	0.00	25,000.00
SFP Service Site	1,163,417.00	0.00	1,163,417.00
SFP General Site	692,136.00	0.00	692,136.00
SFP Offsite	230,032.00	0.00	230,032.00
SFP Utilities	216,893.00	0.00	216,893.00
SFP Financial Hardship	11,060,681.00	(8,048.19)	11,052,632.81
SFP Site DTSC Fee	6,314.00	0.00	6,314.00
SFP Fire Detection/Alarm	11,220.00	0.00	11,220.00
SFP Fire Sprinklers	142,431.00	0.00	142,431.00
SFP Labor Compliance Program	53,645.00	0.00	53,645.00
Total State Apportionment	\$ 22,223,211.00	\$ (16,096.38)	\$ 22,207,114.62
Financing			
District Contribution	\$ 101,849.00	\$ 0.00	\$ 101,849.00
State (SFP)	11,162,530.00	(8,048.19)	11,154,481.81
Financial Hardship (SFP)	11,060,681.00	(8,048.19)	11,052,632.81
Total Project Costs	\$ 22,325,060.00	\$ (16,096.38)	\$ 22,308,963.62

RECOMMENDATIONS

1. Approve a decrease of \$16,096.38 in the total project cost from \$22,325,060.00 to \$22,308,963.62.
2. Approve a decrease of \$8,048.19 in the State Apportionment [Bonds/2006-Nov.; 057-500] from \$11,162,530.00 to \$11,154,481.81.
3. Approve a decrease of \$8,048.19 in the Financial Hardship Contribution [Bonds/2006-Nov.; 057-500] from \$11,060,681.00 to \$11,052,632.81.
4. Require the District to return State funds in the amount of \$16,096.38.

SCHOOL DISTRICT DATA

Application Number:.....50/10249-99-008 School District:.....Merced County Office of Education
 County:.....Merced School Name:.....Atwater Valley Community
 Financial Hardship.....Yes Date of Financial Hardship status:.....November 21, 2007
 Qualifying Financial Hardship Criteria: SFP Regulation Section 1859.81(c)(3).

PURPOSE OF REPORT

To recommend accounting revisions to close out a completed project.

DESCRIPTION

A review of expenditures reported by the District has been made and the revisions indicated are necessary to close out this completed project. A review of expenditures reported by the District indicates that per SFP Regulation Sections 1859.74 and 1859.106, the District was over-funded for Department of Toxic Substances Control (DTSC) costs in the amount of \$7,692. The District has concurred with the findings and agrees to return the State funds in the amount of \$7,692. Additionally, the District has opted to retain Adjusted Grant Financial Hardship savings to be used by December 1, 2020 to reduce the State's Financial Hardship contribution on a future Financial Hardship project.

Budget Item	Detail of Final Cost & Financing		
	Currently Approved	Required Change	Revised Approval
SFP New Construction	\$ 5,458,887	\$ 0	\$ 5,458,887
SFP Site Acquisition	1,065,126	0	1,065,126
SFP Site Other	42,605	0	42,605
SFP Service Site	1,099,318	0	1,099,318
SFP General Site	378,599	0	378,599
SFP Offsite	331,883	0	331,883
SFP Utilities	175,287	0	175,287
SFP New School	979,788	0	979,788
SFP Financial Hardship	9,687,313	(3,846)	9,683,467
SFP Project Assistance	5,333	0	5,333
SFP Site DTSC Fee	10,768	(3,846)	6,922
SFP Fire Detection/Alarm	11,016	0	11,016
SFP Fire Sprinklers	83,997	0	83,997
SFP Labor Compliance Program	44,706	0	44,706
Total State Apportionment	\$ 19,374,626	\$ (7,692)	\$ 19,366,934
Financing			
State (SFP)	\$ 9,687,313	\$ (3,846)	\$ 9,683,467
Financial Hardship (SFP)	9,687,313	(3,846)	9,683,467
Total Project Costs	\$ 19,374,626	\$ (7,692)	\$ 19,366,934

RECOMMENDATIONS

1. Approve a decrease of \$7,692 in the total project cost from \$19,374,626 to \$19,366,934.
2. Approve a decrease of \$3,846 in the State Apportionment [Bonds/2006-Nov.; 057-500] from \$9,687,313 to \$9,683,467.
3. Approve a decrease of \$3,846 in the Financial Hardship Contribution [Bonds/2006-Nov.; 057-500] from \$9,687,313 to \$9,683,467.
4. Require the District to return State funds in the amount of \$7,692.

SCHOOL DISTRICT DATA

Application Number:.....50/65789-00-006 School District:.....Merced Union High
 County:.....Merced School Name:.....Livingston High
 Financial Hardship.....No

PURPOSE OF REPORT

To recommend accounting revisions to close out a completed project.

DESCRIPTION

A review of expenditures reported by the District has been made and the revisions indicated are necessary to close out this completed project. The District incurred additional eligible expenditures per SFP Regulation Sections 1859.74 and 1859.106 and may receive additional hazardous waste funding in the amount of \$810. The District has concurred with these findings and is eligible for an additional apportionment of the State share in the amount of \$405.

Detail of Final Cost & Financing

Budget Item	Currently Approved	Required Change	Revised Approval
SFP New Construction	\$ 4,765,446	\$ 0	\$ 4,765,446
SFP Site Acquisition	1,013,250	0	1,013,250
SFP Site Relocation	3,536	0	3,536
SFP Site Other	40,530	0	40,530
SFP Service Site	918,103	0	918,103
SFP General Site	422,675	0	422,675
SFP Utilities	113,314	0	113,314
SFP Site DTSC Fee	9,228	0	9,228
SFP Site Hazardous Removal	17,187	405	17,592
SFP Fire Detection Alarm	9,450	0	9,450
SFP Labor Compliance Program	34,553	0	34,553
Total State Apportionment	<u>\$ 7,347,272</u>	<u>\$ 405</u>	<u>\$ 7,347,677</u>
Financing			
District Contribution	\$ 7,347,272	\$ 405	\$ 7,347,677
State (SFP)	<u>7,347,272</u>	<u>405</u>	<u>7,347,677</u>
Total Project Costs	<u>\$ 14,694,544</u>	<u>\$ 810</u>	<u>\$ 14,695,354</u>

RECOMMENDATIONS

1. Approve an increase of \$810 in the total project cost from \$14,694,544 to \$14,695,354.
2. Approve an increase of \$405 in the District Contribution from \$7,347,272 to \$7,347,677.
3. Approve an increase of \$405 in the State Apportionment [Bonds/2016-Nov.; 951-500] from \$7,347,272 to \$7,347,677.
4. Approve an unfunded approval in the amount of \$405.

SCHOOL DISTRICT DATA

Application Number:.....50/10363-03-064 School District:.....San Bernardino County Office of Education
 County:.....San Bernardino School Name:.....Apple Valley Center
 Financial Hardship.....Yes Date of Financial Hardship status:.....June 11, 2008
 Qualifying Financial Hardship Criteria: SFP Regulation Section 1859.81(c)(3).

PURPOSE OF REPORT

To recommend accounting revisions to close out a completed project.

DESCRIPTION

A review of expenditures reported by the District has been made and the revisions indicated are necessary to close out this completed project. This is a Financial Hardship project and has savings in the amount of 448,606. SFP Regulation Section 1859.103 states that “the State’s portion of any savings declared by the district or determined by the OPSC by audit must be used to reduce the SFP financial hardship grant of that project ... any interest earned on a financial hardship project not expended on eligible project expenditures will be treated as savings and will be used to reduce the SFP financial hardship grant for that project.” The District incurred additional eligible expenditures per SFP Regulation Sections 1859.74 and 1859.106 and may receive additional site acquisition and site other funding in the amount of \$1,768. The District has concurred with the findings and agrees to return State funds in the net amount of \$446,838.

Detail of Final Cost & Financing

Budget Item	Currently Approved	Required Change	Revised Approval
SFP New Construction	\$ 2,842,992	\$ (224,303)	\$ 2,618,689
SFP SDC Therapy	371,184	0	371,184
SFP Site Acquisition	727,655	850	728,505
SFP Site Other	29,106	34	29,140
SFP Service Site	631,651	0	631,651
SFP General Site	301,998	0	301,998
SFP Offsite	104,355	0	104,355
SFP Utilities	14,231	0	14,231
SFP New School	113,720	0	113,720
SFP Financial Hardship	5,367,319	(223,419)	5,143,900
SFP SDC Therapy Toilet	437,376	0	437,376
SFP Fire Detection/Alarm	9,300	0	9,300
SFP Fire/Sprinklers	66,024	0	66,024
SFP Labor Compliance Program	28,407	0	28,407
Total State Apportionment	\$ 11,045,318	\$ (446,838)	\$ 10,598,480
Financing			
District Contribution	\$ 310,680	\$ 0	\$ 310,680
State (SFP)	5,677,999	(223,419)	5,454,580
Financial Hardship (SFP)	5,367,319	(223,419)	5,143,900
Total Project Costs	\$ 11,355,998	\$ (446,838)	\$ 10,909,160

RECOMMENDATIONS

1. Approve a decrease of \$446,838 in the total project cost from \$11,355,998 to \$10,909,160.
2. Approve a decrease of \$223,419 in the State Apportionment [Bonds/2006-Nov.; 057-500] from \$5,677,999 to \$5,454,580.
3. Approve a decrease of \$223,419 in the Financial Hardship Contribution [Bonds/2006-Nov.; 057-500] from \$5,367,319 to \$5,143,900.
4. Require the District to return State funds in the amount of \$446,838.

SCHOOL DISTRICT DATA

Application Number:.....50/10363-03-068 School District:.....San Bernardino County Office of Education
 County:.....San Bernardino School Name:.....West Creek Middle
 Financial Hardship.....Yes Date of Financial Hardship status:.....June 11, 2008
 Qualifying Financial Hardship Criteria: SFP Regulation Section 1859.81(c)(3).

PURPOSE OF REPORT

To recommend accounting revisions to close out a completed project.

DESCRIPTION

A review of expenditures reported by the District has been made and the revisions indicated are necessary to close out this completed project. This is a Financial Hardship project and has savings in the amount of \$134,659.21. SFP Regulation Section 1859.103 states that “the State’s portion of any savings declared by the district or determined by the OPSC by audit must be used to reduce the SFP financial hardship grant of that project ... any interest earned on a financial hardship project not expended on eligible project expenditures will be treated as savings and will be used to reduce the SFP financial hardship grant for that project.” The District has concurred with the findings and agrees to return the State funds in the amount of \$134,659.21.

Detail of Final Cost & Financing

Budget Item	Currently Approved	Required Change	Revised Approval
SFP New Construction	\$ 473,832.00	\$ (67,329.61)	\$ 406,502.39
SFP SDC Therapy	47,360.00	0.00	47,360.00
SFP Service Site	11,788.00	0.00	11,788.00
SFP Utilities	4,504.00	0.00	4,504.00
SFP Small School	56,860.00	0.00	56,860.00
SFP Financial Hardship	685,225.00	(67,329.60)	617,895.40
SFP SDC Therapy Toilet	68,000.00	0.00	68,000.00
SFP Fire Detection Alarm	1,434.00	0.00	1,434.00
SFP Fire Sprinklers	10,656.00	0.00	10,656.00
SFP Labor Compliance Program	10,791.00	0.00	10,791.00
Total State Apportionment	\$ 1,370,450.00	\$ (134,659.21)	\$ 1,235,790.79
Financing			
State (SFP)	\$ 685,225.00	\$ (67,329.61)	\$ 617,895.39
Financial Hardship (SFP)	685,225.00	(67,329.60)	617,895.40
Total Project Costs	\$ 1,370,450.00	\$ (134,659.21)	\$ 1,235,790.79

RECOMMENDATIONS

1. Approve a decrease of \$134,659.21 in the total project cost from \$1,370,450.00 to \$1,235,790.79.
2. Approve a decrease of \$67,329.61 in the State Apportionment [Bonds/2004-Mar.; 055-500] from \$685,255.00 to \$617,895.39.
3. Approve a decrease of \$67,329.60 in the Financial Hardship Contribution [Bonds/2004-Mar.; 055-500] from \$685,255.00 to \$617,895.40.
4. Require the District to return State funds in the amount of \$134,659.21.

SCHOOL DISTRICT DATA

Application Number:.....50/10504-00-019 School District:.....Stanislaus County Office Of Education
 County:.....Stanislaus School Name:.....Alternative Education #1
 Financial Hardship.....Yes Date of Financial Hardship status:.....July 1, 2011
 Qualifying Financial Hardship Criteria: SFP Regulation Section 1859.81(c)(3).

PURPOSE OF REPORT

To recommend accounting revisions to close out a completed project.

DESCRIPTION

A review of expenditures reported by the District has been made and the revisions indicated are necessary to close out this completed project. This is a Financial Hardship project and has savings in the amount of \$28,235.23. SFP Regulation Section 1859.103 states that “the State’s portion of any savings declared by the district or determined by the OPSC by audit must be used to reduce the SFP financial hardship grant of that project ... any interest earned on a financial hardship project not expended on eligible project expenditures will be treated as savings and will be used to reduce the SFP financial hardship grant for that project.” The District incurred additional eligible expenditures per SFP Regulation Sections 1859.74 and 1859.106 and may receive additional Department of Toxic Substance Control (DTSC) funding in the amount of \$10,379.53. The District has concurred with the findings and agrees to return State funds in the net amount of \$17,855.70.

Detail of Final Cost & Financing

Budget Item	Currently Approved	Required Change	Revised Approval
SFP New Construction	\$ 2,113,653.00	\$ (14,117.61)	\$ 2,099,535.39
SFP Site Acquisition	871,000.00	0.00	871,000.00
SFP Site Other	34,840.00	0.00	34,840.00
SFP Service Site	317,620.00	0.00	317,620.00
SFP General Site	138,077.00	0.00	138,077.00
SFP Offsite	61,792.00	0.00	61,792.00
SFP Utilities	29,026.00	0.00	29,026.00
SFP Small School	84,546.00	0.00	84,546.00
SFP Financial Hardship	3,685,078.00	(8,927.85)	3,676,150.15
SFP Project Assistance	5,705.00	0.00	5,705.00
SFP Site DTSC Fee	0.00	5,189.76	5,189.76
SFP Fire Detection/Alarm	4,129.00	0.00	4,129.00
SFP Fire Sprinklers	33,376.00	0.00	33,376.00
SFP Prevailing Wage Monitoring	9,234.00	0.00	9,234.00
Total State Apportionment	<u>\$ 7,388,076.00</u>	<u>\$ (17,855.70)</u>	<u>\$ 7,370,220.30</u>
Financing			
District Contribution	\$ 17,920.00	\$ 0.00	\$ 17,920.00
State (SFP)	3,702,998.00	(8,927.85)	3,694,070.15
Financial Hardship (SFP)	3,685,078.00	(8,927.85)	3,676,150.15
Total Project Costs	<u>\$ 7,405,996.00</u>	<u>\$ (17,855.70)</u>	<u>\$ 7,388,140.30</u>

RECOMMENDATIONS

1. Approve a decrease of \$17,855.70 in the total project cost from \$7,405,996.00 to \$7,388,140.30.
2. Approve a decrease of \$8,927.85 in the State Apportionment [Bonds/2006-Nov.; 057-500] from \$3,702,998.00 to \$3,694,070.15.
3. Approve a decrease of \$8,927.85 in the Financial Hardship Contribution [Bonds/2006-Nov.; 057-500] from \$3,685,078.00 to \$3,676,150.15
4. Require the District to return State funds in the amount of \$17,855.70.

SCHOOL DISTRICT DATA

Application Number:.....50/10504-00-021 School District:.....Stanislaus County Office Of Education
 County:.....Stanislaus School Name:.....Alternative Education #3
 Financial Hardship.....Yes Date of Financial Hardship status:.....July 28, 2011
 Qualifying Financial Hardship Criteria: SFP Regulation Section 1859.81(c)(3).

PURPOSE OF REPORT

To recommend accounting revisions to close out a completed project.

DESCRIPTION

A review of expenditures reported by the District has been made and the revisions indicated are necessary to close out this completed project. This is a Financial Hardship project and has savings in the amount of \$17,648. SFP Regulation Section 1859.103 states that “the State’s portion of any savings declared by the district or determined by the OPSC by audit must be used to reduce the SFP financial hardship grant of that project ... any interest earned on a financial hardship project not expended on eligible project expenditures will be treated as savings and will be used to reduce the SFP financial hardship grant for that project.” The District has concurred with the findings and agrees to return the State funds in the amount of \$17,648.

Detail of Final Cost & Financing

Budget Item	Currently Approved	Required Change	Revised Approval
SFP New Construction	\$ 809,919	\$ (8,824)	\$ 801,095
SFP General Site	101,518	0	101,518
SFP Utilities	20,674	0	20,674
SFP Small School	97,190	0	97,190
SFP Financial Hardship	1,054,240	(8,824)	1,045,416
SFP Project Assistance	5,705	0	5,705
SFP Fire Detection/Alarm	1,296	0	1,296
SFP Fire Sprinklers	15,309	0	15,309
SFP Prevailing Wage Monitoring	2,629	0	2,629
Total State Apportionment	\$ <u>2,108,480</u>	\$ <u>(17,648)</u>	\$ <u>2,090,832</u>
 Financing			
State (SFP)	\$ 1,054,240	\$ (8,824)	\$ 1,045,416
Financial Hardship (SFP)	1,054,240	(8,824)	1,045,416
Total Project Costs	\$ <u>2,108,480</u>	\$ <u>(17,648)</u>	\$ <u>2,090,832</u>

RECOMMENDATIONS

1. Approve a decrease of \$17,648 in the total project cost from \$2,108,480 to \$2,090,832.
2. Approve a decrease of \$8,824 in the State Apportionment [Bonds/2006-Nov.; 057-500] from \$1,054,240 to \$1,045,416.
3. Approve a decrease of \$8,824 in the Financial Hardship Contribution [Bonds/2006-Nov.; 057-500] from \$1,054,240 to \$1,045,416.
4. Require the District to return State funds in the amount of \$17,648.

SCHOOL DISTRICT DATA

Application Number:.....53/64733-00-806 School District:.....Los Angeles Unified
 County:.....Los Angeles School Name:.....South Region High #4
 Financial Hardship.....No

PURPOSE OF REPORT

To recommend accounting revisions to close out a completed project.

DESCRIPTION

A review of expenditures reported by the District has been made and the revisions indicated are necessary to close out this completed project. The District incurred additional eligible expenditures per SFP Regulation Sections 1859.74 and 1859.106 and may receive additional site relocation assistance and Department of Toxic Substances Control (DTSC) funding in the amount of \$25,481.12. The District was also over-funded for site acquisition and site other costs in the amount of \$6,396.31. The District has concurred with these findings and is eligible for additional apportionments of the State share in the amount of \$19,084.81.

Detail of Final Cost & Financing

Budget Item	Currently Approved	Required Change	Revised Approval
SFP New Construction	\$ 24,083,325.00	\$ 0.00	\$ 24,083,325.00
SFP Multi Level Construction	2,889,999.00	0.00	2,889,999.00
SFP Site Acquisition	18,766,120.00	(6,150.30)	18,759,969.70
SFP Site Relocation	178,175.00	25,347.50	203,522.50
SFP Site Other	750,645.00	(246.01)	750,398.99
SFP Service Site	12,119,794.00	0.00	12,119,794.00
SFP General Site	1,206,338.00	0.00	1,206,338.00
SFP Offsite	155,735.00	0.00	155,735.00
SFP Utilities	237,459.00	0.00	237,459.00
SFP Urban Securities	13,749,796.00	0.00	13,749,796.00
SFP Site DTSC Fee	12,962.00	133.62	13,095.62
SFP Site Hazardous Removal	5,748.00	0.00	5,748.00
SFP Fire Detection/Alarm	48,600.00	0.00	48,600.00
SFP Fire Sprinklers	370,575.00	0.00	370,575.00
SFP High Performance	532,241.00	0.00	532,241.00
SFP Labor Compliance Program	235,375.00	0.00	235,375.00
Total State Apportionment	\$ 75,342,887.00	\$ 19,084.81	\$ 75,361,971.81
Financing			
District Contribution	\$ 75,342,887.00	\$ 19,084.81	\$ 75,361,971.81
State (SFP)	75,342,887.00	19,084.81	75,361,971.81
Total Project Costs	\$ 150,685,774.00	\$ 38,169.62	\$ 150,723,943.62

RECOMMENDATIONS

1. Approve an increase of \$38,169.62 in the total project cost from \$150,685,774.00 to \$150,723,943.62.
2. Approve an increase of \$19,084.81 in the District Contribution from \$75,342,887.00 to \$75,361,971.81.
3. Approve an increase of \$19,084.81 in the State Apportionment [Bonds/2016-Nov.; 951-500] from \$75,342,887.00 to \$75,361,971.81.
4. Approve an unfunded approval in the amount of \$19,084.81.

SCHOOL DISTRICT DATA

Application Number:.....55/64212-02-001 School District:.....ABC Unified
 County:.....Los Angeles School Name:.....Whitney High School
 Financial Hardship.....No

PURPOSE OF REPORT

To recommend accounting revisions to close out a completed project.

DESCRIPTION

A review of expenditures reported by the District has been made and the revisions indicated are necessary to close out this completed project. This is a Career Technical Education Facilities Program project and has savings in the amount of \$425,229. SFP Regulation Section 1859.199 states “an applicant district may not retain savings realized by a Career Technical Education Facilities Project.” The District has concurred with the findings and agrees to return the State funds in the amount of \$212,615.

Detail of Final Cost & Financing

Budget Item	Currently Approved	Required Change	Revised Approval
SFP New Construction	\$ 2,375,713	\$ (212,615)	\$ 2,163,098
SFP Service Site	253,000	0	253,000
SFP CTE Equipment	307,665	0	307,665
Total State Apportionment	<u>\$ 2,936,378</u>	<u>\$ (212,615)</u>	<u>\$ 2,723,763</u>
 Financing			
District Contribution	\$ 2,936,378	\$ (212,614)	\$ 2,723,764
State (SFP)	2,936,378	(212,615)	2,723,763
Total Project Costs	<u>\$ 5,872,756</u>	<u>\$ (425,229)</u>	<u>\$ 5,447,527</u>

RECOMMENDATIONS

1. Approve a decrease of \$425,229 in the total project cost from \$5,872,756 to \$5,447,527.
2. Approve a decrease of \$212,614 in the District Contribution from \$2,936,378 to \$2,723,764.
3. Approve a decrease of \$212,615 in the State Apportionment [Bonds/2006-Nov.; 057-600] from \$2,936,378 to \$2,723,763.
4. Require the District to return State funds in the amount of \$212,615.

SCHOOL DISTRICT DATA

Application Number:.....5770649-00-002 School District:.....Cinnabar Elementary
 County:.....Sonoma School Name:.....Cinnabar Elementary
 Financial Hardship.....Yes Date of Financial Hardship status:.....August 22, 2012
 Qualifying Financial Hardship Criteria: SFP Regulation Section 1859.81(c)(4).

PURPOSE OF REPORT

To recommend accounting revisions to close out a completed project.

DESCRIPTION

A review of expenditures reported by the District has been made and the revisions indicated are necessary to close out this completed project. This is a Financial Hardship project and has savings in the amount of \$31,468.79. SFP Regulation Section 1859.103 states that “the State’s portion of any savings declared by the district or determined by the OPSC by audit must be used to reduce the SFP financial hardship grant of that project ... any interest earned on a financial hardship project not expended on eligible project expenditures will be treated as savings and will be used to reduce the SFP financial hardship grant for that project.” The District has concurred with the findings and agrees to return the State funds in the amount of \$31,468.79.

Detail of Final Cost & Financing

Budget Item	Currently Approved	Required Change	Revised Approval
SFP Utilities	\$ 158,000.00	\$ 0.00	\$ 158,000.00
SFP Small School	31,600.00	0.00	31,600.00
SFP Fire Code Compliance	23,700.00	0.00	23,700.00
SFP Financial Hardship	452,280.00	(15,734.40)	436,545.60
SFP Project Assistance	3,040.00	0.00	3,040.00
SFP Fire Detection/Alarm	18,170.00	0.00	18,170.00
SFP 50 Year Old Modernization	670,669.00	(15,734.39)	654,934.61
Total State Apportionment	\$ 1,357,459.00	\$ (31,468.79)	\$ 1,325,990.21
Financing			
District Contribution	\$ 151,172.00	\$ 0.00	\$ 151,172.00
State (SFP)	905,179.00	(15,734.39)	889,444.61
Financial Hardship (SFP)	452,280.00	(15,734.40)	436,545.60
Total Project Costs	\$ 1,508,631.00	\$ (31,468.79)	\$ 1,477,162.21

RECOMMENDATIONS

1. Approve a decrease of \$31,468.79 in the total project cost from \$1,508,631.00 to \$1,477,162.21.
2. Approve a decrease of \$15,734.39 in the State Apportionment [Bonds/2006-Nov.; 057-570] from \$905,179.00 to \$889,444.61.
3. Approve a decrease of \$15,734.40 in the Financial Hardship Contribution [Bonds/2006-Nov.; 057-570] from \$452,280.00 to \$436,545.60.
4. Require the District to return State funds in the amount of \$31,468.79.

SCHOOL DISTRICT DATA

Application Number:.....59/64733-00-002 School District:.....Los Angeles Unified
 County:.....Los Angeles School Name:.....Venice Senior High
 Financial Hardship.....No

PURPOSE OF REPORT

To recommend accounting revisions to close out a completed project.

DESCRIPTION

A review of expenditures reported by the District has been made and the revisions indicated are necessary to close out this completed project. This is a Career Technical Education Facilities Program project and has savings in the amount of \$1,879.09. SFP Regulation Section 1859.199 states “an applicant district may not retain savings realized by a Career Technical Education Facilities Project.” The District has concurred with the findings and agrees to return the State funds in the amount of \$939.55.

Detail of Final Cost & Financing

Budget Item	Currently Approved	Required Change	Revised Approval
SFP Modernization	\$ 1,044,377.00	\$ 0.00	\$ 1,044,377.00
SFP CTE Equipment	450,375.00	(939.55)	449,435.45
Total State Apportionment	<u>\$ 1,494,752.00</u>	<u>\$ (939.55)</u>	<u>\$ 1,493,812.45</u>
Financing			
District Contribution	\$ 1,494,752.00	\$ (939.54)	\$ 1,493,812.46
State (SFP)	<u>1,494,752.00</u>	<u>(939.55)</u>	<u>1,493,812.45</u>
Total Project Costs	<u>\$ 2,989,504.00</u>	<u>\$ (1,879.09)</u>	<u>\$ 2,987,624.91</u>

RECOMMENDATIONS

1. Approve a decrease of \$1,879.09 in the total project cost from \$2,989,504.00 to \$2,987,624.91.
2. Approve a decrease of \$939.54 in the District Contribution from \$1,494,752.00 to \$1,493,812.46.
3. Approve a decrease of \$939.55 in the State Apportionment [Bonds/2006-Nov.; 057-600] from \$1,494,752.00 to \$1,493,812.45.
4. Require the District to return State funds in the amount of \$939.55.

REPORT OF THE EXECUTIVE OFFICER
State Allocation Board Meeting, February 28, 2018

SCHOOL FACILITY PROGRAM
SUBSTANTIAL PROGRESS REDUCTION TO COSTS INCURRED

PURPOSE OF REPORT

To present a School Facility Program (SFP) project apportionment to be reduced to eligible costs incurred.

DESCRIPTION

The SFP project listed on the Attachment is a financial hardship County Office of Education (COE) that received a separate design fund release. The COE had either not met the substantial progress requirement or had indicated that they will be unable to move forward with the SFP projects listed on the Attachment. The COE has requested that their apportionments be reduced to costs incurred to recognize eligible costs for the separate design grant phase.

AUTHORITY

Pursuant to Education Code Section 17076.10(b), sufficient evidence of substantial progress for the design, site and adjusted grant apportionments shall be due 18 months from the date any funds were released to the district. The SFP Regulation Section 1859.105 requires that when an apportionment is reduced to project costs incurred or rescinded, all State funds not used to finance eligible expenditures are to be returned to the State Allocation Board (SAB). The SFP Regulations also stipulate that interest earned on State funds, which is not used to finance eligible expenditures, is due to the SAB.

RECOMMENDATIONS

1. Find that the COE is unable to meet the substantial progress requirements or indicated that they will be unable to move forward with the projects listed on the Attachment.
2. Reduce the funded apportionments to costs incurred for the projects listed on the Attachment.
3. Direct Staff to adjust the COE baseline eligibility, according to the increases (identified in the "Pupils Returned to the District's Baseline" column) on the Attachment, once all funds due to the State have been received.

**ATTACHMENT
SCHOOL FACILITY PROGRAM
SUBSTANTIAL PROGRESS REDUCTION TO COSTS INCURRED
State Allocation Board Meeting, February 28, 2018**

	District/ County/ Application Number	Pupil Grant Adjustments			Grant Adjustments				
		Original Pupils Assigned to Apportionment		Pupils Returned to the District's Baseline	Original Apportionment	District Contribution	Interest	Amount of Eligible Expenditures	Reduction in Apportionment
		Type of Pupils	Number of Pupils	Number of Pupils					
Design Grant	Tehama County Office of Education ^A Tehama 50/10520-00-002	9-12	54	50	\$177,874.00	\$96,900.00	\$3,056.00	\$91,990.80	\$134,934.60
TOTAL									\$134,935

A The Amount of Eligible Expenditures for this project was \$91,991.80. Therefore, the Original Apportionment and the District Contribution were decreased by \$45,995.40, respectively. This is a Financial Hardship project and the net savings plus interest of \$134,935 must be returned to the State to reduce the Financial Hardship contribution on this project.

Unused Sites Program

REPORT OF THE EXECUTIVE OFFICER
State Allocation Board Meeting, February 28, 2018

UNUSED SITES

EXHIBIT/APPL. NO. 92/71795-00-00

Allensworth Elementary School District – Tulare County

PURPOSE OF REPORT

To present the District's request for the State Allocation Board (Board) to grant a refund of the Fiscal Year (FY) 2016/2017 unused site assessment fee.

DESCRIPTION

The District was assessed an unused site fee of \$64,341 for the FY 2016/2017 at the December 2017 Board meeting that is scheduled to be deducted from the District's State School Fund Apportionment during the months of February through May 2018. It was recently discovered that an error was made in the assessed value of the Elementary School K-6 property. The true value of the property is \$50,718, not \$6,434,139 that was reported in the December 2017 Board Item. Therefore, the District is entitled to a refund of \$63,834 for the FY 2016/2017 and should only be charged \$507. This item is to correct the January 24, 2018 action.

<u>Site</u>	<u>Year</u>	<u>Refund Amount</u>	<u>Recommendation</u>
Elementary School K-6 (9833690)	2016/2017	\$63,384 \$63,834	Refund

AUTHORITY

Pursuant to Education Code (EC) Section 17219(e), nonuse payments shall not be required "for any year with respect to a schoolsite that for one-half or more of the number of days of that year has been utilized for any of the following purposes: (1) By the school district, or by any other governmental entity pursuant to agreement with the school district, for school purposes...."

BACKGROUND

As required by law, all school districts are required to report any unused school sites to the Board annually. The school districts self-certify requests for waivers and reduction of fees based on certain criteria outlined in EC Section 17219. EC Section 17219(e) allows for districts to receive a waiver if the site is used for public school purposes for at least one-half the fiscal year. The District recently submitted documentation certifying that the assessed value of the Elementary School K-6 site was incorrect and should not be charged the unused site assessment fees based on the incorrect value.

STAFF ANALYSIS/STATEMENT

The District has provided documentation to support its request.

RECOMMENDATION

Approve the District's request for a partial refund of the 2016/2017 FY unused site assessment fee in the amount of \$63,834 and notify the State Controller's Office to refund the Annual Payment.

REPORT OF THE EXECUTIVE OFFICER
State Allocation Board Meeting, February 28, 2018

UNUSED SITES

EXHIBIT/APPL. NO. 92/61820-00-00

Del Norte County Unified School District – Del Norte County

PURPOSE OF REPORT

To present the District's request for the State Allocation Board (Board) to grant a refund of the Fiscal Year (FY) 2016/2017 unused site assessment fee.

DESCRIPTION

The District was assessed an unused site fee of \$5,215 for the FY 2016/2017 at the December 2017 Board meeting that is scheduled to be deducted from the District's State School Fund Apportionment during the months of February through May 2018. The District recently submitted documentation that shows the property was appraised in August 2016, changing the value of the property from \$421,498 to \$5,000 because there is no development potential and is only useful as a private campsite. Therefore, the District is entitled to a refund of \$5,215 for the FY 2016/2017 and should not be charged a fee assessment.

<u>Site</u>	<u>Year</u>	<u>Refund Amount</u>	<u>Recommendation</u>
Pacific Shores (9702996)	2016/2017	\$5,215	Refund

AUTHORITY

Pursuant to Education Code (EC) Section 17219(b) Payment shall not be required under this section as to any site having a value of twenty thousand dollars (\$20,000) or less. Commencing on January 1, 1988, and annually thereafter, the State Allocation Board shall increase this exemption figure by the amount of the current fiscal year inflation adjustment specified in Section 42238.1, if any.

BACKGROUND

As required by law, all school districts are required to report any unused school sites to the Board annually. The school districts self-certify requests for waivers and reduction of fees based on certain criteria outlined in EC Section 17219. EC Section 17219(e) allows for districts to receive a waiver if the site is used for public school purposes for at least one-half the fiscal year. The District recently submitted documentation certifying that the assessed value of the Pacific Shores site was incorrect and should not be charged the unused site assessment fees based on the incorrect value.

STAFF ANALYSIS/STATEMENT

The District has provided documentation to support its request.

RECOMMENDATION

Approve the District's request for a refund of the 2016/2017 FY unused site assessment fee in the amount of \$5,215 and notify the State Controller's Office to refund the Annual Payment.

Facility Hardship / Rehabilitation Program

REPORT OF THE EXECUTIVE OFFICER
State Allocation Board Meeting, February 28, 2018

SCHOOL DISTRICT DATA

School District:PLUMAS UNIFIED	County:.....PLUMAS
Application Number:.....58/66969-00-002	School Name:.....QUINCY ELEMENTARY
Total District Enrollment:.....2,133	Project Grade Level:.....K-6
Financial Hardship:.....	NO

PURPOSE OF REPORT

Type of Request	State Allocation Board (Board) approval for placement on the Unfunded List (Lack of AB 55 Loans) for a School Facility Program (SFP) Facility Hardship Rehabilitation project.
Total Project Cost	\$ 876,940
Cost to the State	\$ 526,164

DESCRIPTION

Description of Health and Safety Threat	During a roofing project at Quincy Elementary in Quincy, California, roofers discovered significant dry rot in the roof members and roof sheathing of Unit B, the Kindergarten Wing. A structural engineer examined the damage and determined that the dry rot posed a significant structural safety issue. The Division of the State Architect (DSA) concurred with the structural safety hazard. Staff later noted mold growth in Unit B, and an industrial hygienist report indicated that the mold also posed a health and safety hazard. The District has obtained concurrence with the health and safety hazard due to mold from Plumas County Environmental Health (PCEH).
Scope of Project	Rehabilitation work consists of structural repairs to the roof members and the replacement of the roof, mold abatement on all surfaces, including the removal and replacement of ceiling tiles, roof plywood and insulation, drywall, siding and wall plywood under a negative air containment area.
Status of School Site	All mitigation work has been completed and the site is now occupied.

QUALIFYING CRITERIA

Government/State Level Concurrence	The District obtained concurrence with the hazards reported and with the proposed minimum work for rehabilitation from DSA and PCEH.
Staff Supports the District's Request	Yes.
Site Visit Completed by Staff	Staff has accepted reports by the industry specialists, DSA, and PCEH concurrence in lieu of a site visit.

AUTHORITY

See Attachment A.

RECOMMENDATIONS

1. Approve the District's request for placement on the Unfunded List (Lack of AB 55 Loans) for Facility Hardship rehabilitation funding for the site work and rehabilitation work for Unit B at Quincy Elementary pursuant to SFP Regulation Section 1859.83(e), as provided on Attachment B.
2. Provide that the State portion of any and all project savings realized from the funding of this rehabilitation project must be returned to the State.

ATTACHMENT A

AUTHORITY

Education Code (EC) Section 17075.10(a) states:

A school district may apply for hardship assistance in cases of extraordinary circumstances. Extraordinary circumstances may include, but are not limited to, the need to repair, reconstruct, or replace the most vulnerable school facilities that are identified as a Category 2 building, as defined in the report submitted pursuant to Section 17317, determined by the department to pose an unacceptable risk of injury to its occupants in the event of a seismic event.

SFP Regulation Section 1859.82 states, "A district is eligible for facility hardship funding to replace or construct new classrooms and related facilities if the district demonstrates there is an unmet need for pupil housing or the condition of the facilities, or the lack of facilities, is a threat to the health and safety of the pupils."

SFP Regulation Section 1859.82(a)(1) provides for Facility Hardship grant funding when:

The facilities are needed to ensure the health and safety of the pupils if the district can demonstrate to the satisfaction of the Board that the health and safety of the pupils is at risk. Factors to be considered by the Board shall include the close proximity to a major freeway, airport, electrical facility, high power transmission lines, dam, pipeline, industrial facility, adverse air quality emission or other health and safety risks, including structural deficiencies required by the DSA to be repaired, seismic mitigation of the Most Vulnerable Category 2 Buildings as verified by the DSA, traffic safety or because the pupils reside in remote areas of the district and transportation to existing facilities is not possible or poses a health and safety risk.

SFP Regulation Section 1859.82(a)(1)(A)(1) states,

If the total cost to remain in the classroom or related facility is 50 percent or less than the Current Replacement Cost, the district may qualify for either grant below, as applicable:

- a. Modernization Excessive Cost Hardship Grant for Rehabilitation Costs pursuant to Section 1859.83(e), or
- b. A grant not to exceed 50 percent of the cost estimate that has been reviewed and approved by the OPSC and approved by the Board for seismic repair.

Regulation Section 1859.83(e) states:

Excessive Cost for rehabilitation of facilities the Board has determined are a health and safety risk to the pupils pursuant to Section 1859.82(a)(1) and the cost/benefit analysis to mitigate the problem and remain in the facility is less than 50 percent of the Current Replacement Cost of the facility. The cost/benefit analysis shall not include increased costs associated with high performance related costs or components, with the exception of those high performance components that were pre-existing in the classroom or related facility. If the district qualifies, the district is eligible for funding of Rehabilitation Costs as a modernization project. If the Approved Application is received on or before April 29, 2002, the grant amount provided is 80 percent of the amount of the cost estimate required in Section 1859.82(a)(1) that has been reviewed by the OPSC and approved by the Board. If the Approved Application is received after April 29, 2002, the grant amount provided is 60 percent of the amount of the cost estimate required in Section 1859.82(a)(1) that has been reviewed by the OPSC and approved by the Board. An additional grant may be provided for high performance incentive pursuant to Section 1859.77.4 provided that the high performance points attained are related to the scope of the Facility Hardship project. For any project funded in whole or in part from Proposition 47 or Proposition 55 for which the construction contract is awarded prior to January 1, 2012, the district may be eligible for the funding provided to initiate and enforce a LCP as prescribed in Section 1859.78.1(a). For any project for which the construction contract is awarded on January 1, 2012 through June 19, 2014, the grant may be adjusted in the manner prescribed in Section 1859.78.1(b) and subject to the limitations established in Section 1859.78.1(c).

ATTACHMENT B

SAB Meeting: February 28, 2018

Rehabilitation - Adjusted Grant Approval

SCHOOL DISTRICT DATA

Application No: 58/66969-00-002	County: Plumas
School District: Plumas Unified	School Name: Quincy Elementary

PROJECT DATA

Type of Project: Elementary	Application Filing Basis: Site Specific
Pupils Assigned Under 50 Yrs:	
K-6:	
7-8:	
9-12:	
Non-Severe:	
Severe:	
Financial Hardship Requested: No	Recommended Acres: 5.7
Alternative Education School: No	Existing Acres: 4.75

ADJUSTED GRANT DATA

Rehabilitation	\$	522,392.00
Project Assistance		3,772.00
Total State Share (60%)		526,164.00
District Share (40%)		350,776.00
Total Project Cost	\$	876,940.00

PROJECT FINANCING

State Share	
This Project	\$ 526,164.00
District Share	
Cash Contribution	350,776.00
Financial Hardship	
Total Project Cost	\$ 876,940.00

HISTORY OF PROJECT COST AND APPORTIONMENT

	Fund Code	Proposition	Previously Authorized	Authorized This Action	Unfunded Approval This Action
State Share					
Modernization/Additional Grant	951-570	51	\$	\$ 526,164.00	\$ 526,164.00
District Share					
Cash Contribution				350,776.00	
Total			\$	\$ 876,940.00	\$ 526,164.00

Funding Source: Proposition 51 Bonds/2016-Nov.

Pursuant to the Board's action on March 11, 2009, this application has been approved and placed on the Unfunded List. This approval does not constitute a guarantee or commitment of future State funding.

The school district is responsible for ensuring the project is compliant with all Prevailing Wage Monitoring and/or Labor Compliance Program requirements at the time construction contracts were executed and/or construction commenced.

The District shall ensure that it is in compliance with all applicable laws, regulations and certifications it made on the program forms.

Based on the Board's action on June 5, 2017, this project is subject to the Grant Agreement submittal pursuant to School Facility Program Regulation Section 1859.90.4.

1. Approve the District's request for placement on the Unfunded List (Lack of AB 55 Loans) for SFP Rehabilitation funding for the minimum required work for mitigation of Buildings G and H at James Monroe Junior High, pursuant to SFP Regulation Section 1859.83(e), as provided on Attachment B.
2. Provide that the State portion of any and all savings which may be realized from the funding of this Facility Hardship project must be returned to the State.

ATTACHMENT A

AUTHORITY

Education Code (EC) Section 17075.10(a) states:

A school district may apply for hardship assistance in cases of extraordinary circumstances. Extraordinary circumstances may include, but are not limited to, the need to repair, reconstruct, or replace the most vulnerable school facilities that are identified as a Category 2 building, as defined in the report submitted pursuant to Section 17317, determined by the department to pose an unacceptable risk of injury to its occupants in the event of a seismic event.

SFP Regulation Section 1859.82 states, "A district is eligible for facility hardship funding to replace or construct new classrooms and related facilities if the district demonstrates there is an unmet need for pupil housing or the condition of the facilities, or the lack of facilities, is a threat to the health and safety of the pupils."

SFP Regulation Section 1859.82(a)(1) provides for Facility Hardship grant funding when:

The facilities are needed to ensure the health and safety of the pupils if the district can demonstrate to the satisfaction of the Board that the health and safety of the pupils is at risk. Factors to be considered by the Board shall include the close proximity to a major freeway, airport, electrical facility, high power transmission lines, dam, pipeline, industrial facility, adverse air quality emission or other health and safety risks, including structural deficiencies required by the DSA to be repaired, seismic mitigation of the Most Vulnerable Category 2 Buildings as verified by the DSA, traffic safety or because the pupils reside in remote areas of the district and transportation to existing facilities is not possible or poses a health and safety risk.

SFP Regulation Section 1859.82(a)(1)(A)(1) states,

If the total cost to remain in the classroom or related facility is 50 percent or less than the Current Replacement Cost, the district may qualify for either grant below, as applicable:

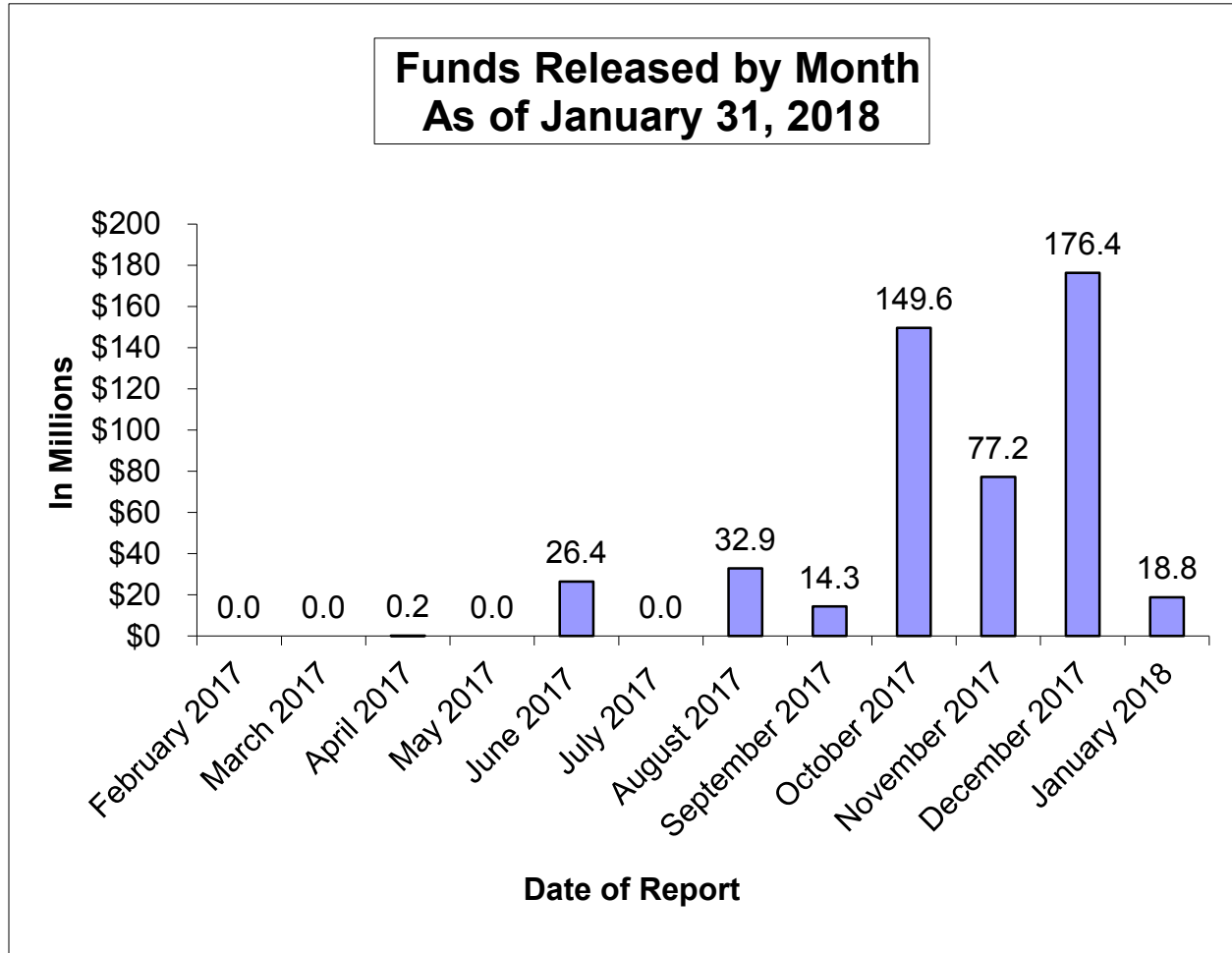
- a. Modernization Excessive Cost Hardship Grant for Rehabilitation Costs pursuant to Section 1859.83(e), or
- b. A grant not to exceed 50 percent of the cost estimate that has been reviewed and approved by the OPSC and approved by the Board for seismic repair.

Regulation Section 1859.83(e) states:

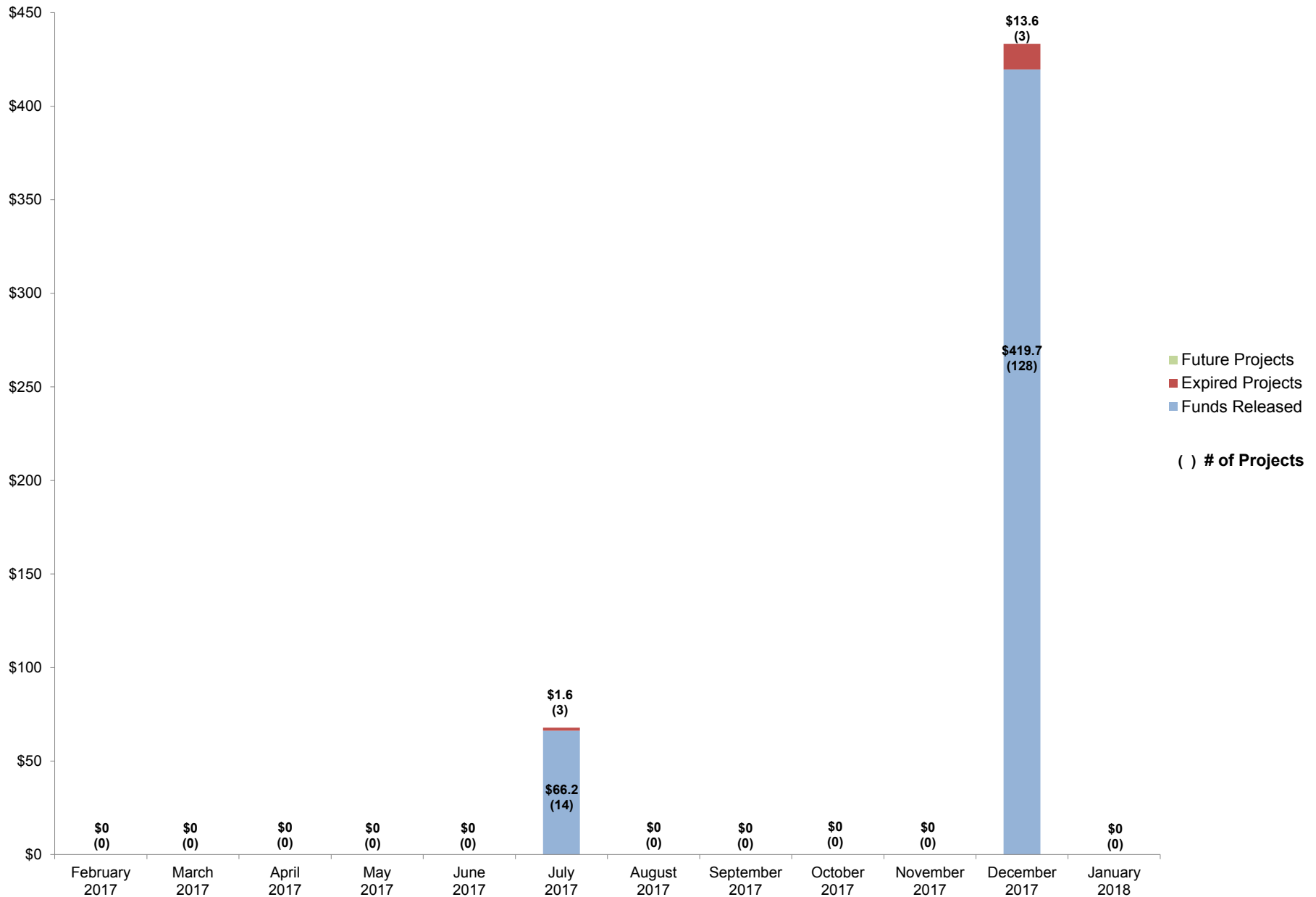
Excessive Cost for rehabilitation of facilities the Board has determined are a health and safety risk to the pupils pursuant to Section 1859.82(a)(1) and the cost/benefit analysis to mitigate the problem and remain in the facility is less than 50 percent of the Current Replacement Cost of the facility. The cost/benefit analysis shall not include increased costs associated with high performance related costs or components, with the exception of those high performance components that were pre-existing in the classroom or related facility. If the district qualifies, the district is eligible for funding of Rehabilitation Costs as a modernization project. If the Approved Application is received on or before April 29, 2002, the grant amount provided is 80 percent of the amount of the cost estimate required in Section 1859.82(a)(1) that has been reviewed by the OPSC and approved by the Board. If the Approved Application is received after April 29, 2002, the grant amount provided is 60 percent of the amount of the cost estimate required in Section 1859.82(a)(1) that has been reviewed by the OPSC and approved by the Board. An additional grant may be provided for high performance incentive pursuant to Section 1859.77.4 provided that the high performance points attained are related to the scope of the Facility Hardship project. For any project funded in whole or in part from Proposition 47 or Proposition 55 for which the construction contract is awarded prior to January 1, 2012, the district may be eligible for the funding provided to initiate and enforce a LCP as prescribed in Section 1859.78.1(a). For any project for which the construction contract is awarded on January 1, 2012 through June 19, 2014, the grant may be adjusted in the manner prescribed in Section 1859.78.1(b) and subject to the limitations established in Section 1859.78.1(c).

REPORT OF THE EXECUTIVE OFFICER
State Allocation Board Meeting, February 28, 2018

STATUS OF FUND RELEASES



**Status of School Facility Program Apportionments Set to Expire
due to Time Limit on Fund Release, as of January 24, 2018 SAB**
(in millions of dollars)



*There are 5 projects (51/62901-00-006, 51/62901-00-010, 51/62901-00-012, 50/62901-00-013, and 51/62901-00-014) for \$23.7 million that were apportioned at the 12/6/2017 SAB; the TLOFR date is 6/6/2019. These projects will be added to the TLOFR chart at a later date.

SCHOOL FACILITY PROGRAM
Available Funds (in Millions) As of February 28, 2018

Program	Original Bond Allocation	Remaining Bond Authority as of January 24, 2018	Estimated Approvals for February 28, 2018	Special Items/PIF	Fund Reconciliation Adjustments for February 28, 2018	Remaining Bond Authority as of February 28, 2018 (excludes Unfunded Approvals)	Accumulated Unfunded Approvals as of January 24, 2018	Estimated Unfunded Approvals for February 28, 2018	Special Items/PIF	Remaining Bond Authority as of February 28, 2018 (includes Unfunded Approvals)
Prop. 51 - \$7 Billion - November 2016										
New Construction	\$3,000.0	\$2,797.4				\$2,797.4	-\$98.0	-\$7.1		\$2,692.3
Modernization	3,000.0	2,819.1		-\$0.3		2,818.8	-94.3	-24.7	\$0.3	2,700.1
Career Technical Education	500.0	500.0				500.0				500.0
Charter School	500.0	500.0				500.0	-243			257.0
SUBTOTAL	\$7,000.0	\$6,616.5	\$0.0	-\$0.3	\$0.0	\$6,616.2^A	-\$435.3	-\$31.8	\$0.3	\$6,149.4
Prop. 1D - \$7.3 Billion - November 2006										
New Construction	\$1,900.0	\$4.9	\$0.5			\$5.4	-\$2.3			\$3.1 ^F
Seismic Repair		20.0		-\$2.1		17.9	-15.8		\$2.1	4.2
Modernization	3,300.0	6.5				6.5	-1.5			5.0 ^F
Career Technical Education	500.0	8.3	0.2			8.5				8.5 ^F
High Performance Schools	100.0	0.0				0.0				0.0
Overcrowding Relief	1,000.0	11.4				11.4				11.4
Charter School	500.0	148.4				148.4	-104.7			43.7 ^F
Joint Use	57.5 ^B	0.0				0.0				0.0
SUBTOTAL	\$7,357.5	\$199.5	\$0.7	-\$2.1	\$0.0	\$198.1^A	-\$124.3	\$0.0	\$2.1	\$75.9
Prop. 55 - \$10 Billion - March 2004										
New Construction	\$4,965.8 ^C	\$7.6 ^D	\$0.4			\$8.0	-\$5.7			\$2.3 ^F
Modernization	2,250.0	0.1				0.1	-0.1			0.0
Critically Overcrowded Schools	2,440.0	0.2				0.2				0.2
Charter School	300.0	14.6				14.6	-11.0			3.6 ^F
Joint Use	66.7 ^E	0.0				0.0				0.0
SUBTOTAL	\$10,022.5	\$22.5	\$0.4	\$0.0	\$0.0	\$22.9^A	-\$16.8	\$0.0	\$0.0	\$6.1
TOTAL PAGE 1	\$24,380.0	\$6,838.5	\$1.1	-\$2.4	\$0.0	\$6,837.2	-\$576.4	-\$31.8	\$2.4	\$6,231.4

A Balance of bonding authority excludes unfunded approvals.

B The original bond allocation of \$29 million augmented by \$21 million from Prior Bond Funds to Joint Use at the 06/27/07 SAB meeting and \$7.5 million at the 7/23/08 SAB meeting pursuant to Assembly Bill 127, Chapter 35, Statutes of 2006 (Perata/Nunez).

C The original bond allocation of \$4,960,000,000 augmented by \$5,831,911 from Prior Bonds at the 10/6/2010 SAB meeting.

D It includes the transfer of Critically Overcrowded School Facilities Program Funds to New Construction (transfers in Prop. 55 includes: \$268.8 million approved at the 1/25/2006 SAB meeting, \$318.3 million approved at the 9/23/2009 SAB meeting, \$225 million approved at the 8/4/2010 SAB meeting, \$211.7 million approved at the 12/15/2010 SAB meeting, \$145 million at the 4/25/2012 SAB meeting, \$30.4 million after the 3/20/2013 SAB meeting, and \$32,297 after the 3/26/2014 SAB meeting per SFP Regulation Sections 1859.154 (c)).

E Original bond allocation of \$50,000,000 augmented by \$15,547,233 from the State School Building Aid Fund at the 2/28/2007 SAB meeting and by \$1,232,224 from Prior Bonds at the 10/6/2010 SAB meeting.

F Total authority is not available at this time. There are outstanding accounts receivables of \$506,130 for New Construction, \$66,050 for Modernization, \$213,555 for Career Tech Education, and \$2,410,016 for Charter in Proposition 1D; \$670,425 for New Construction and \$1,548,409 for Charter in Proposition 55.

SCHOOL FACILITY PROGRAM

Available Funds (in Millions) As of February 28, 2018

Program	Original Bond Allocation	Remaining Bond Authority as of January 24, 2018	Estimated Approvals for February 28, 2018	Special Items/PIF	Fund Reconciliation Adjustments for February 28, 2018	Remaining Bond Authority as of February 28, 2018 (excludes Unfunded Approvals)	Accumulated Unfunded Approvals as of January 24, 2018	Estimated Unfunded Approvals for February 28, 2018	Special Items/PIF	Remaining Bond Authority as of February 28, 2018 (includes Unfunded Approvals)
Prop. 47 - \$11.4 Billion - November 2002										
New Construction	\$6,250.0	\$2.1 ^C				\$2.1	-\$0.1			\$2.0
Modernization	3,300.0	0.0				0.0				0.0
Critically Overcrowded Schools	1,700.0	0.0				0.0				0.0
Charter School	100.0	0.4				0.4				0.4
Joint Use	50.0	0.0				0.0				0.0
SUBTOTAL	\$11,400.0	\$2.5	\$0.0	\$0.0	\$0.0	\$2.5^A	-\$0.1	\$0.0	\$0.0	\$2.4
Prop. 1A - \$6.7 Billion - November 1998										
New Construction	\$2,900.0	\$0.0			\$11.6 ^E	\$11.6		-\$11.6		\$0.0
Modernization	2,100.0	0.0				0.0				0.0
Hardship	1,000.0	0.5				0.5	-\$0.2			0.3
Class Size Reduction	700.0	0.0				0.0				0.0
SUBTOTAL	\$6,700.0	\$0.5	\$0.0	\$0.0	\$11.6	\$12.1^A	-\$0.2	-\$11.6	\$0.0	\$0.3
TOTAL PAGE 2	\$18,100.0	\$3.0	\$0.0	\$0.0	\$11.6	\$14.6	-\$0.3	-\$11.6	\$0.0	\$2.7
TOTAL FROM PAGE 1	\$24,380.0	\$6,838.5	\$1.1	-\$2.4	\$0.0	\$6,837.2	-\$576.4	-\$31.8	\$2.4	\$6,234.4
GRAND TOTAL	\$42,480.0	\$6,841.5	\$1.1	-\$2.4	\$11.6	\$6,851.8	-\$576.7	-\$43.4	\$2.4	\$6,234.1

NEEDS ASSESSMENT/EMERGENCY REPAIR PROGRAM

Program	Appropriation	Remaining Settlement as of January 24, 2018	Estimated Approvals for February 28, 2018	Special Items	Fund Reconciliation Adjustments for February 26, 2014	Remaining Settlement as of February 28, 2018 (excludes Unfunded Approvals)	Accumulated Unfunded Approvals as of January 24, 2018	Estimated Unfunded Approvals for February 28, 2018	Special Items	Remaining Settlement as of February 28, 2018
SB 6, Chapter 899, Statutes of 2004										
Needs Assessment Program (SFNAGP)	\$2.5	\$0.0				\$0.0				\$0.0
Emergency Repair Program (ERP)	800.0	1.7				1.7				1.7 ^D
TOTAL	\$802.5	\$1.7	\$0.0	\$0.0	\$0.0	\$1.7^B	\$0.0	\$0.0	\$0.0	\$1.7

^A Balance of bonding authority excludes unfunded approvals.

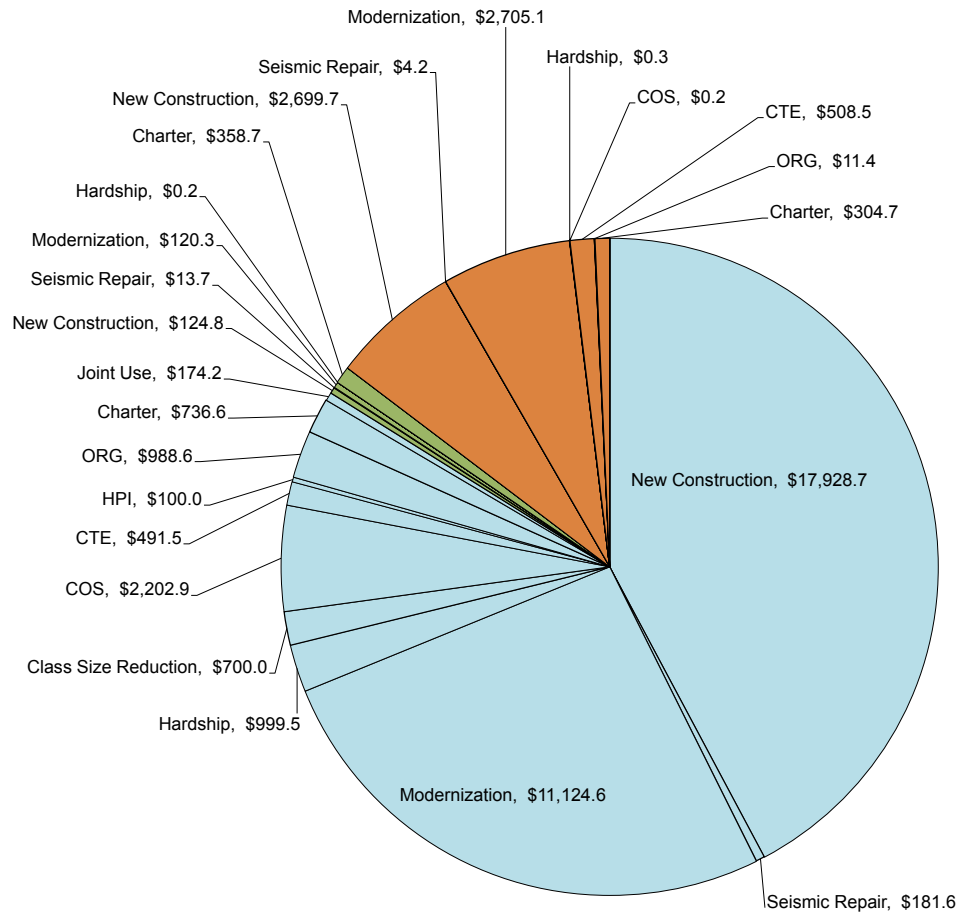
^B Balance of settlement authority excludes unfunded approvals.

^C It includes the transfer of Critically Overcrowded School Facilities Program Funds to New Construction (transfer in Prop. 47 includes: \$700 million approved at the 3/25/2009 SAB meeting, \$68.1 million approved at the 9/23/2009 SAB meeting, and \$58,644 after the 3/26/2014 SAB meeting per SFP Regulation Section 1859.154 (c)).

^D Total authority is not available at this time. There are outstanding account receivables of \$900,541 in ERP.

^E Adjustment made for interest received from school districts and reconciliation with State Controller's Office.

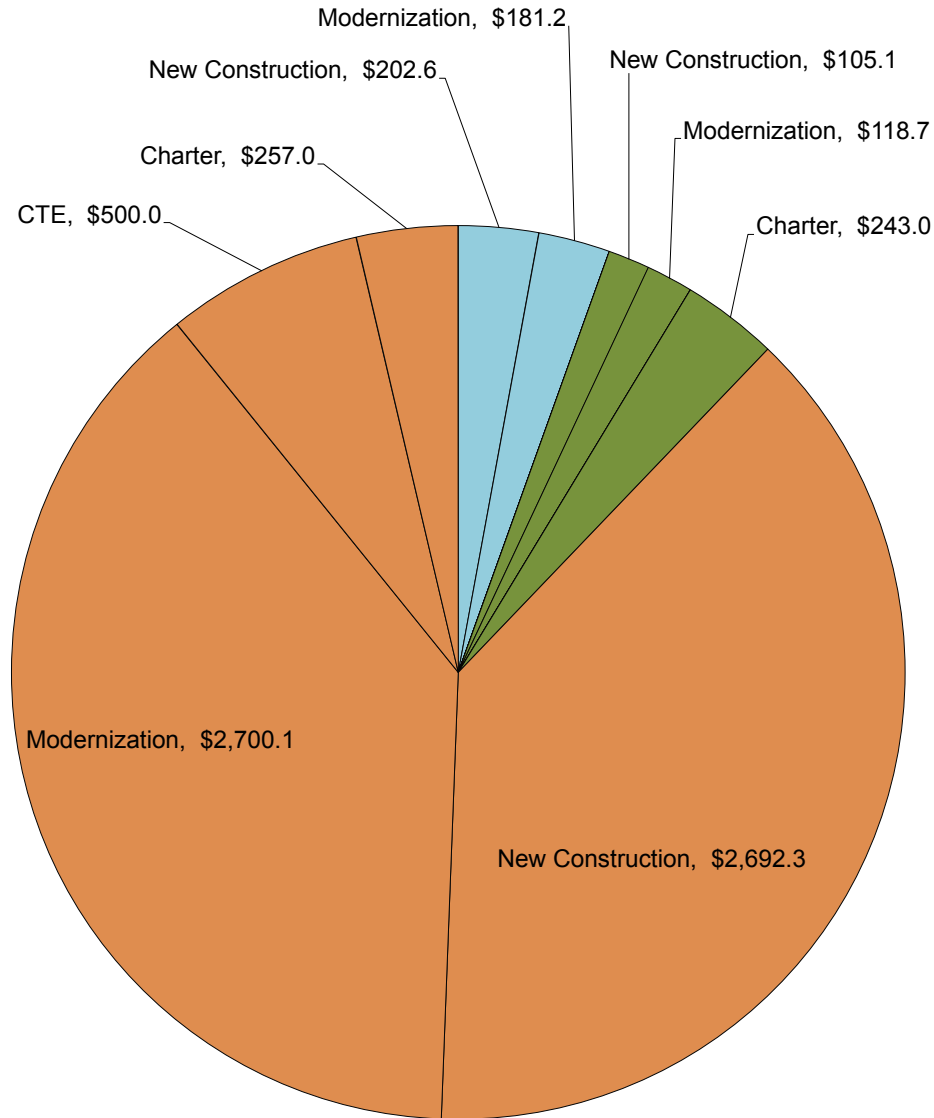
Proposition 51, 1D, 55, 47, and 1A Bond Authority - \$42.480 billion (in millions)



Proposition 51, 1D, 55, 47, and 1A Totals		
New Construction*	\$	17,928.7
Seismic Repair	\$	181.6
Modernization	\$	11,124.6
Hardship	\$	999.5
Class Size Reduction	\$	700.0
COS	\$	2,202.9
CTE	\$	491.5
HPI	\$	100.0
ORG	\$	988.6
Charter	\$	736.6
Joint Use	\$	174.2
Apportioned	\$	35,628.2
		83.9%
New Construction	\$	124.8
Seismic Repair	\$	13.7
Modernization	\$	120.3
Hardship	\$	0.2
Class Size Reduction	\$	-
COS	\$	-
CTE	\$	-
HPI	\$	-
ORG	\$	-
Charter	\$	358.7
Joint Use	\$	-
Unfunded Approvals	\$	617.7
		1.5%
New Construction	\$	2,699.7
Seismic Repair	\$	4.2
Modernization	\$	2,705.1
Hardship	\$	0.3
Class Size Reduction	\$	-
COS	\$	0.2
CTE	\$	508.5
HPI	\$	-
ORG	\$	11.4
Charter	\$	304.7
Joint Use	\$	-
Remaining Bond Authority	\$	6,234.1
		14.7%
Grand Total	\$	42,480
		100.0%

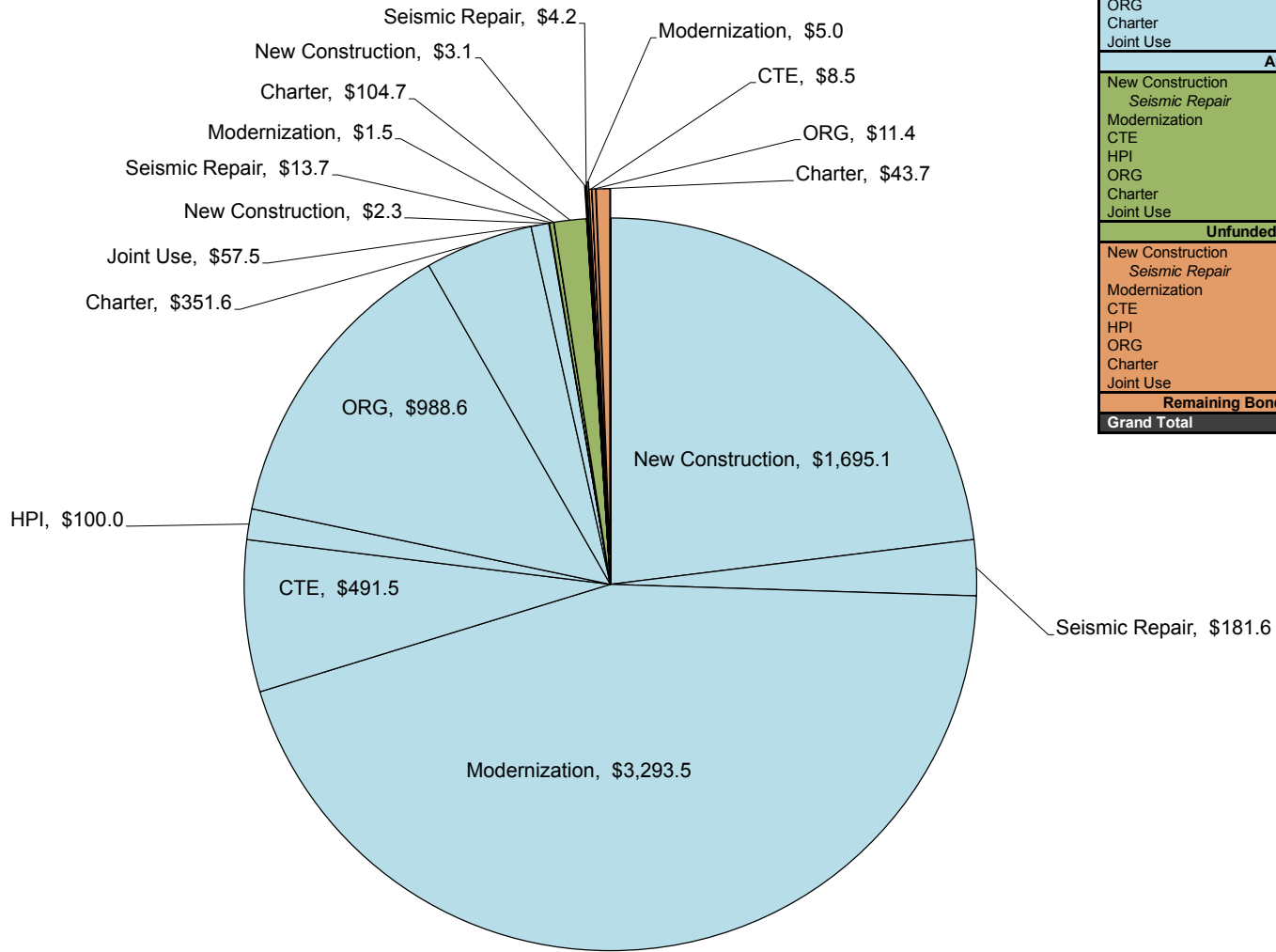
*Includes Energy Efficiency, Small High Schools, Seismic Repair, and the transfer of Critically Overcrowded School Facilities Program Funds to New Construction (\$700 million and \$68.1 million from Prop. 47; \$268.8 million, \$318.3 million, \$225 million, \$211.7 million, \$145 million, and \$30.4 million from Prop. 55). Also, Prop 55 includes \$5.8 million from the Lease Purchase Program on October 6, 2010.

Proposition 51 Bond Authority - \$7.000 billion (in millions)



Proposition 51 Totals		
New Construction	\$ 202.6	
Modernization	\$ 181.2	
CTE	\$ -	
Charter	\$ -	
Apportioned	\$ 383.8	5.5%
New Construction	\$ 105.1	
Modernization	\$ 118.7	
CTE	\$ -	
Charter	\$ 243.0	
Unfunded Approvals	\$ 466.8	6.7%
New Construction	\$ 2,692.3	
Modernization	\$ 2,700.1	
CTE	\$ 500.0	
Charter	\$ 257.0	
Remaining Bond Authority	\$ 6,149.4	87.8%
Grand Total	\$ 7,000	100.0%

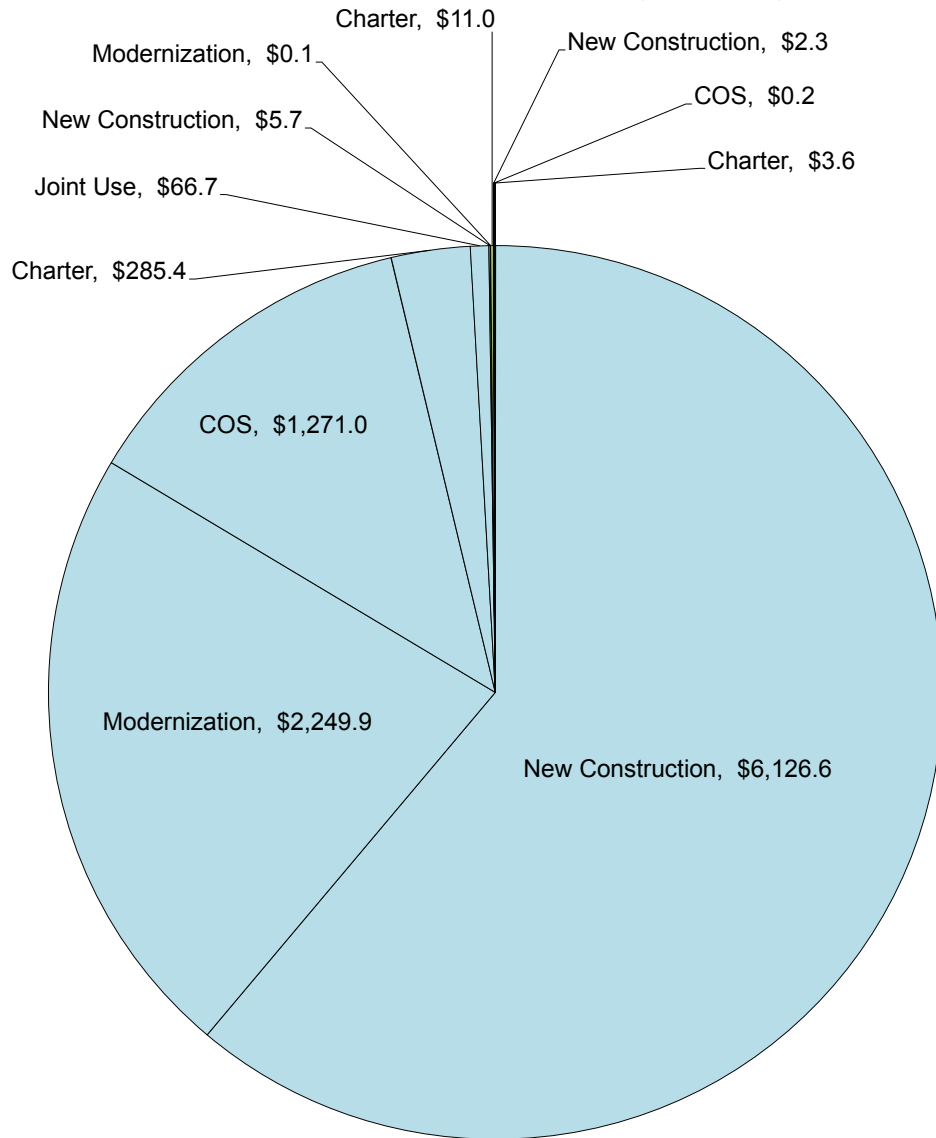
Proposition 1D Bond Authority - \$7.358 billion (in millions)



Proposition 1D Totals		
New Construction	\$	1,695.1
<i>Seismic Repair</i>	\$	181.6
Modernization	\$	3,293.5
CTE	\$	491.5
HPI	\$	100.0
ORG	\$	988.6
Charter	\$	351.6
Joint Use	\$	57.5
Apportioned	\$	7,159.4
		97.3%
New Construction	\$	2.3
<i>Seismic Repair</i>	\$	13.7
Modernization	\$	1.5
CTE	\$	-
HPI	\$	-
ORG	\$	-
Charter	\$	104.7
Joint Use	\$	-
Unfunded Approvals	\$	122.2
		1.7%
New Construction	\$	3.1
<i>Seismic Repair</i>	\$	4.2
Modernization	\$	5.0
CTE	\$	8.5
HPI	\$	-
ORG	\$	11.4
Charter	\$	43.7
Joint Use	\$	-
Remaining Bond Authority	\$	75.9
		1.0%
Grand Total	\$	7,358
		100.0%

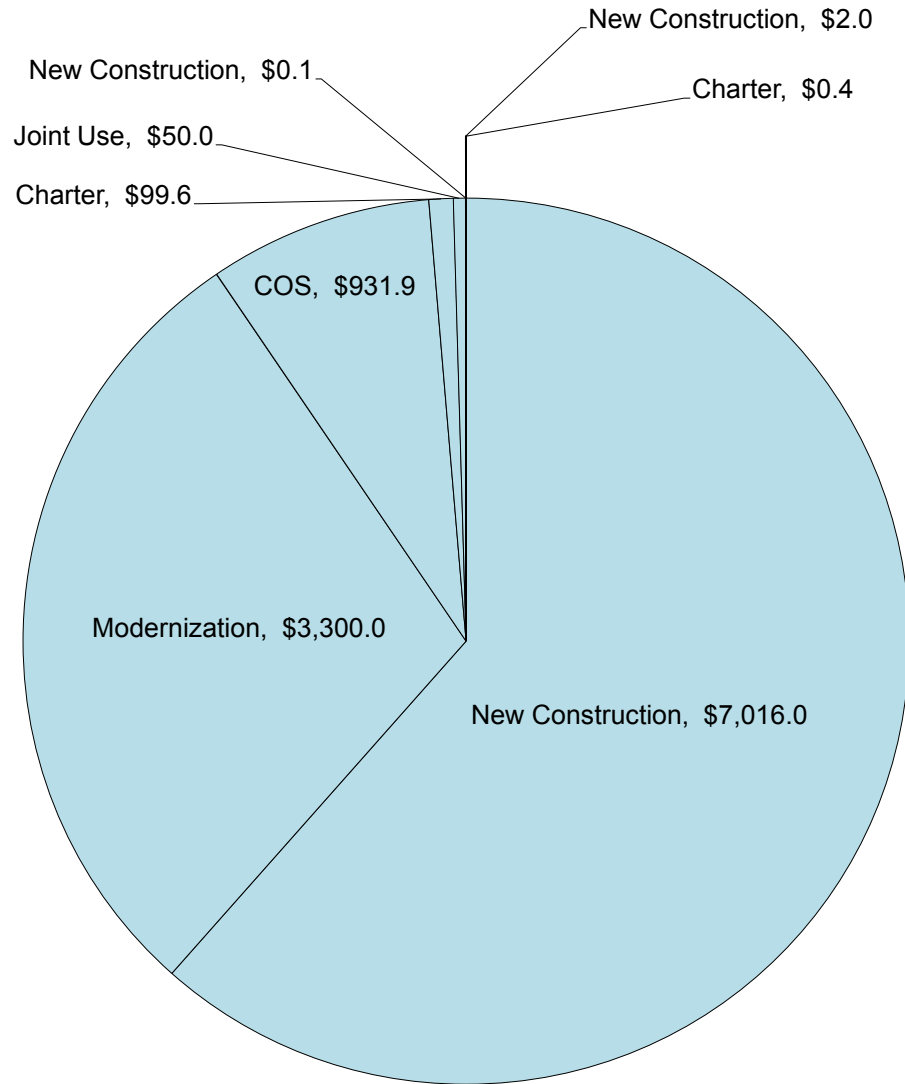
Proposition 55 Bond Authority - \$10.023 billion

(in millions)



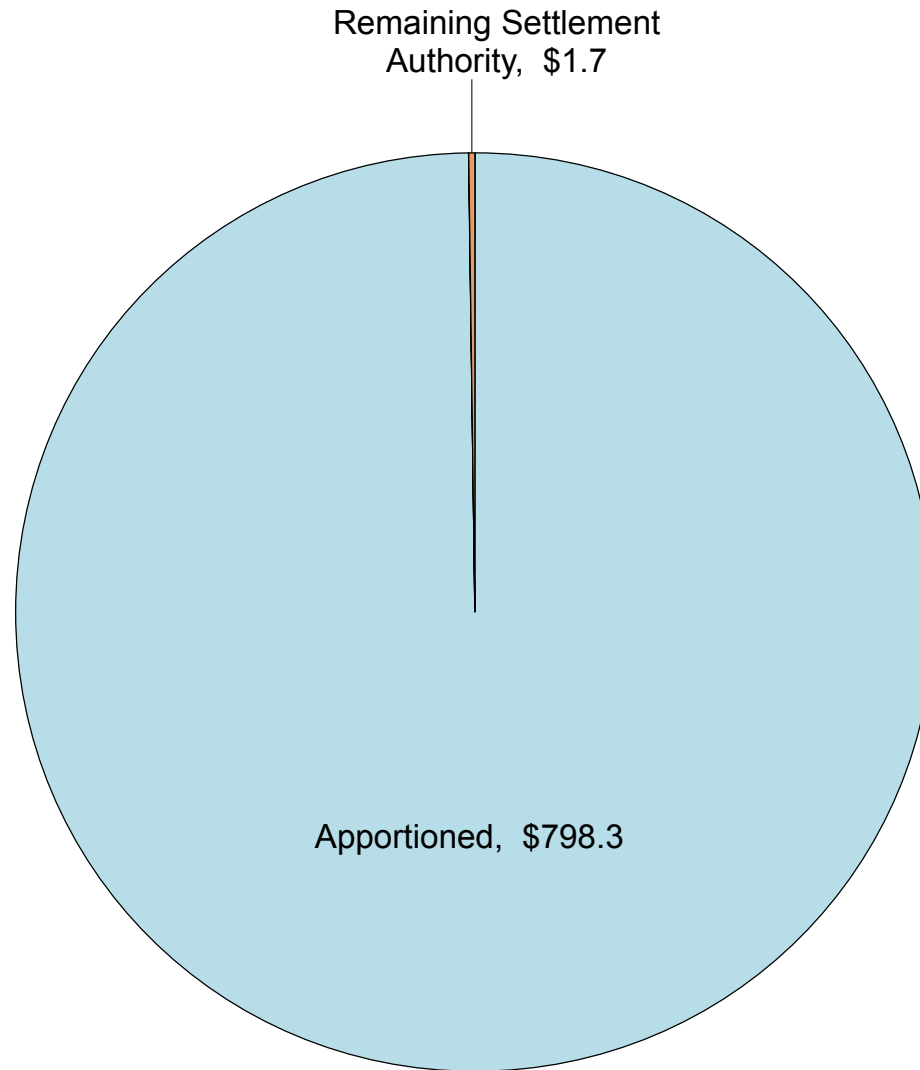
Proposition 55 Totals		
New Construction	\$ 6,126.6	
Modernization	\$ 2,249.9	
COS	\$ 1,271.0	
Charter	\$ 285.4	
Joint Use	\$ 66.7	
Apportioned	\$ 9,999.6	99.8%
New Construction	\$ 5.7	
Modernization	\$ 0.1	
COS	\$ -	
Charter	\$ 11.0	
Joint Use	\$ -	
Unfunded Approvals	\$ 16.8	0.2%
New Construction	\$ 2.3	
Modernization	\$ -	
COS	\$ 0.2	
Charter	\$ 3.6	
Joint Use	\$ -	
Remaining Bond Authority	\$ 6.1	0.1%
Grand Total	\$ 10,023	100.0%

Proposition 47 Bond Authority - \$11.400 billion (in millions)



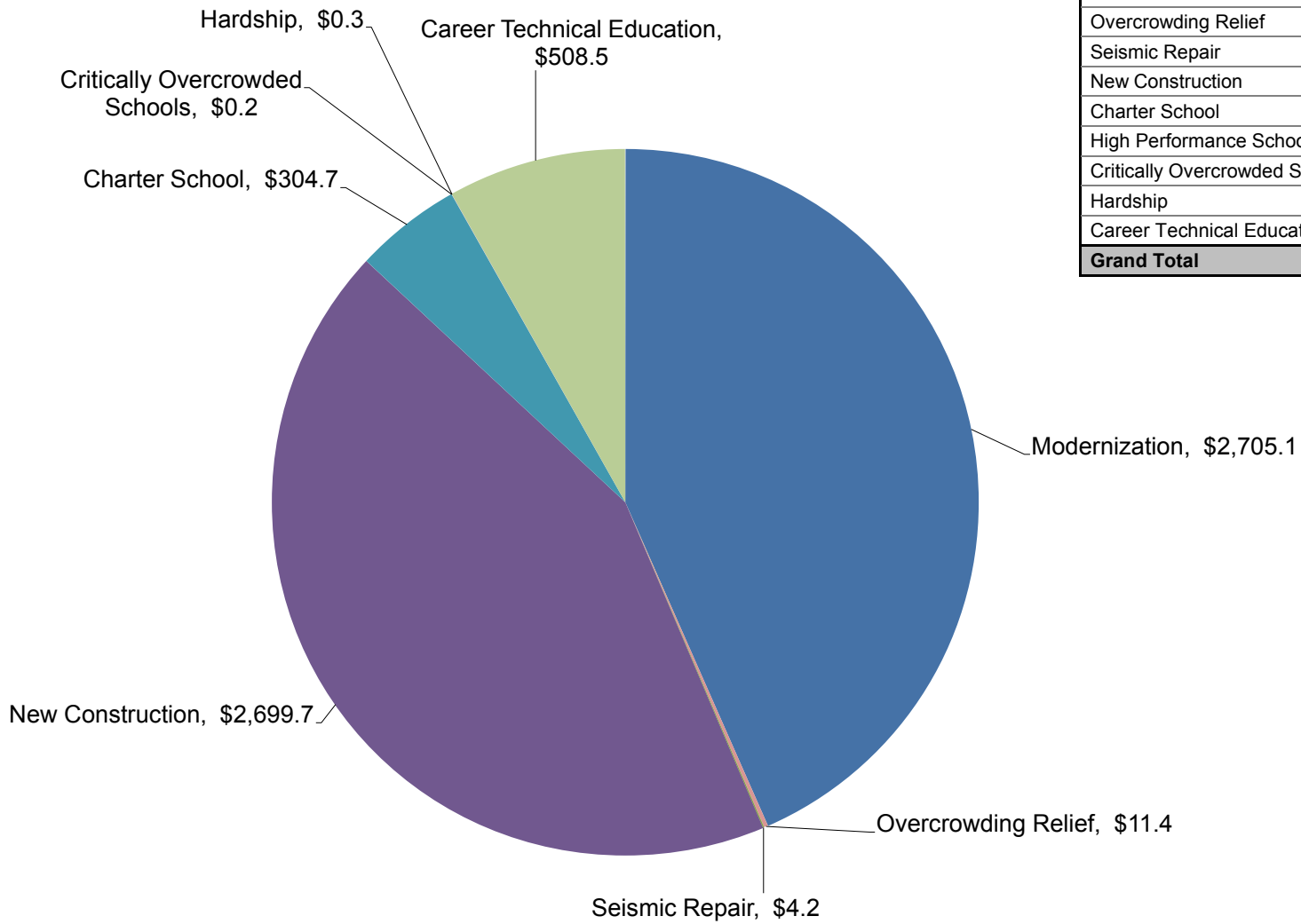
Proposition 47 Totals		
New Construction	\$ 7,016.0	
Modernization	\$ 3,300.0	
COS	\$ 931.9	
Charter	\$ 99.6	
Joint Use	\$ 50.0	
Apportioned	\$ 11,397.5	100.0%
New Construction	\$ 0.1	
Modernization	\$ -	
COS	\$ -	
Charter	\$ -	
Joint Use	\$ -	
Unfunded Approvals	\$ 0.1	0.0%
New Construction	\$ 2.0	
Modernization	\$ -	
COS	\$ -	
Charter	\$ 0.4	
Joint Use	\$ -	
Remaining Bond Authority	\$ 2.4	0.0%
Grand Total	\$ 11,400	100.0%

Emergency Repair Program Settlement Authority - \$800 million



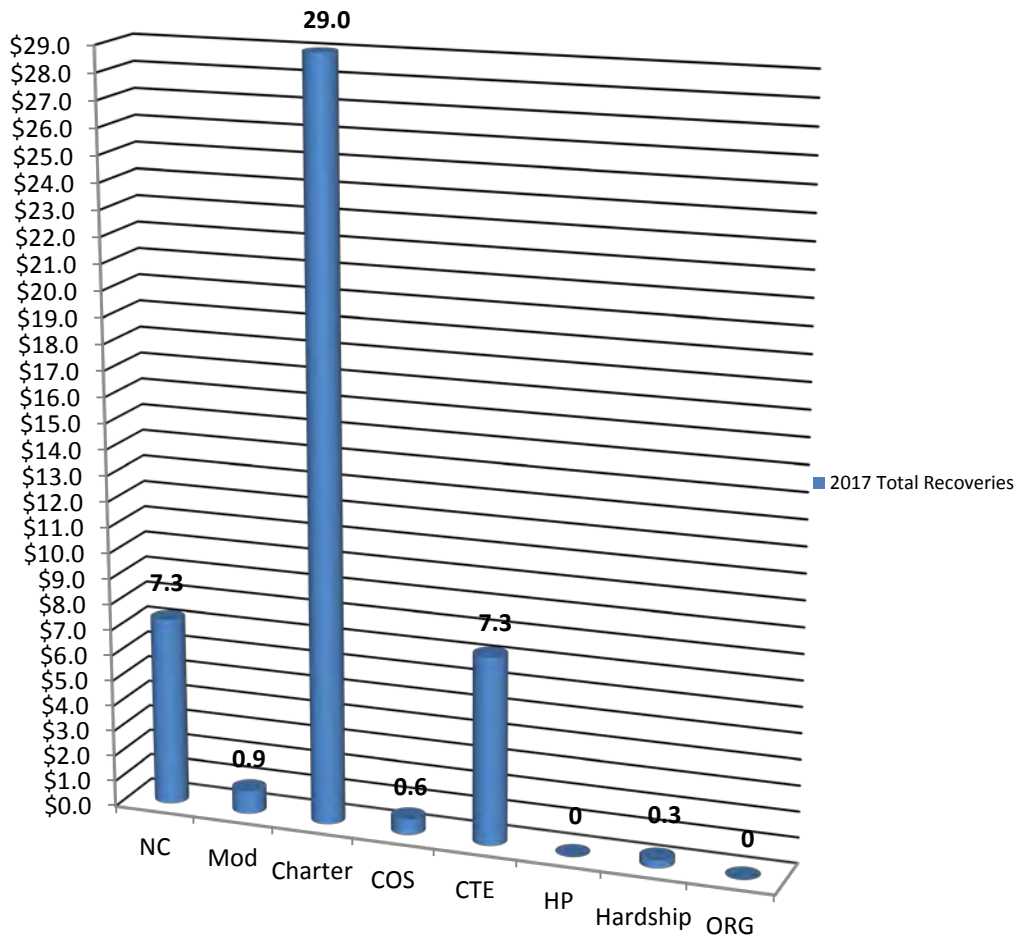
Remaining Bond Authority - \$6,234.1 million

(by program, in millions)
As of February 28, 2018



Remaining Bond Authority (in millions)	
Modernization	\$ 2,705.1
Overcrowding Relief	\$ 11.4
Seismic Repair	\$ 4.2
New Construction	\$ 2,699.7
Charter School	\$ 304.7
High Performance Schools	\$ -
Critically Overcrowded Schools	\$ 0.2
Hardship	\$ 0.3
Career Technical Education	\$ 508.5
Grand Total	\$ 6,234.1

Fund Recoveries* – 2017
(Totals represented in millions of dollars)

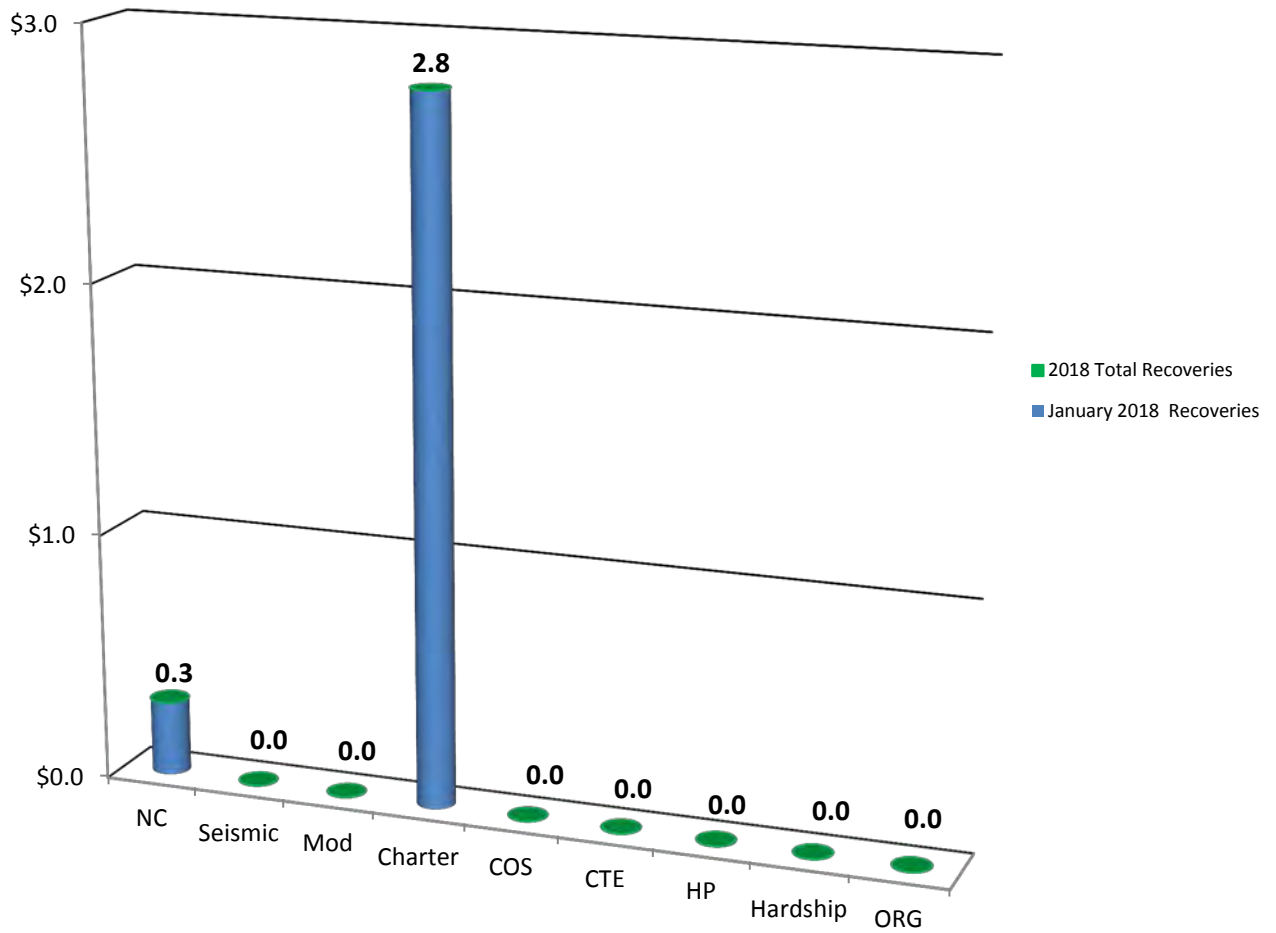


	2017 Totals**
NC	\$7,255,771
Modernization	\$923,279
Charter	\$28,973,242
COS	\$556,835
CTE	\$7,347,780
HP	\$0
Hardship	\$251,798
ORG	\$702
Total	\$45,309,407

*Includes bond proceeds returned (authority may not be available) to the program through reductions to cost incurred, close-outs, loan repayments, rescissions and special education local plan area transfers.

** 2017 Totals does not reflect any reallocation of authority. For current availability of bond authority, see Status of Funds.

Fund Recoveries* – as of January 31, 2018
(Totals represented in millions of dollars)



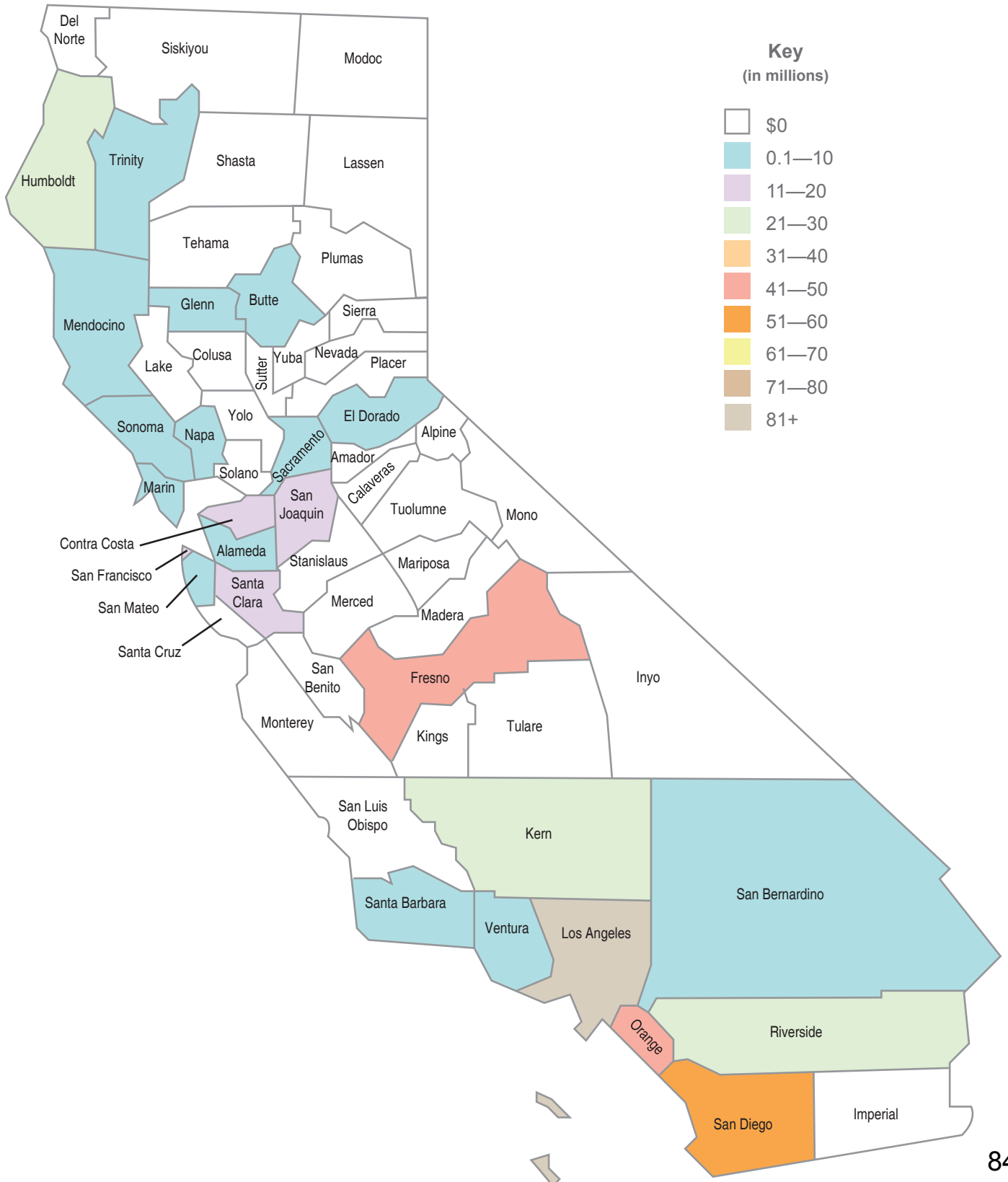
January 2018	1A	47	55	1D	51	January Totals	2018 Totals**
NC	\$0	\$0	\$318,359	\$0	\$0	\$318,359	\$318,359
Seismic	\$0	\$0	\$0	\$0	\$0	\$0	\$0
Modernization	\$0	\$0	\$0	\$34,581	\$0	\$34,581	\$34,581
Charter	\$0	\$0	\$419,634	\$2,410,016	\$0	\$2,829,650	\$2,829,650
COS	\$0	\$0	\$0	\$0	\$0	\$0	\$0
CTE	\$0	\$0	\$0	\$0	\$0	\$0	\$0
HP	\$0	\$0	\$0	\$0	\$0	\$0	\$0
Hardship	\$32,171	\$0	\$0	\$0	\$0	\$32,171	\$32,171
ORG	\$0	\$0	\$0	\$0	\$0	\$0	\$0
Total						\$3,214,761	\$3,214,761

*Includes bond proceeds returned (authority may not be available) to the program through reductions to cost incurred, close-outs, loan repayments, rescissions and special education local plan area transfers.

** 2018 Totals does not reflect any reallocation of authority. For current availability of bond authority, see Status of Funds.

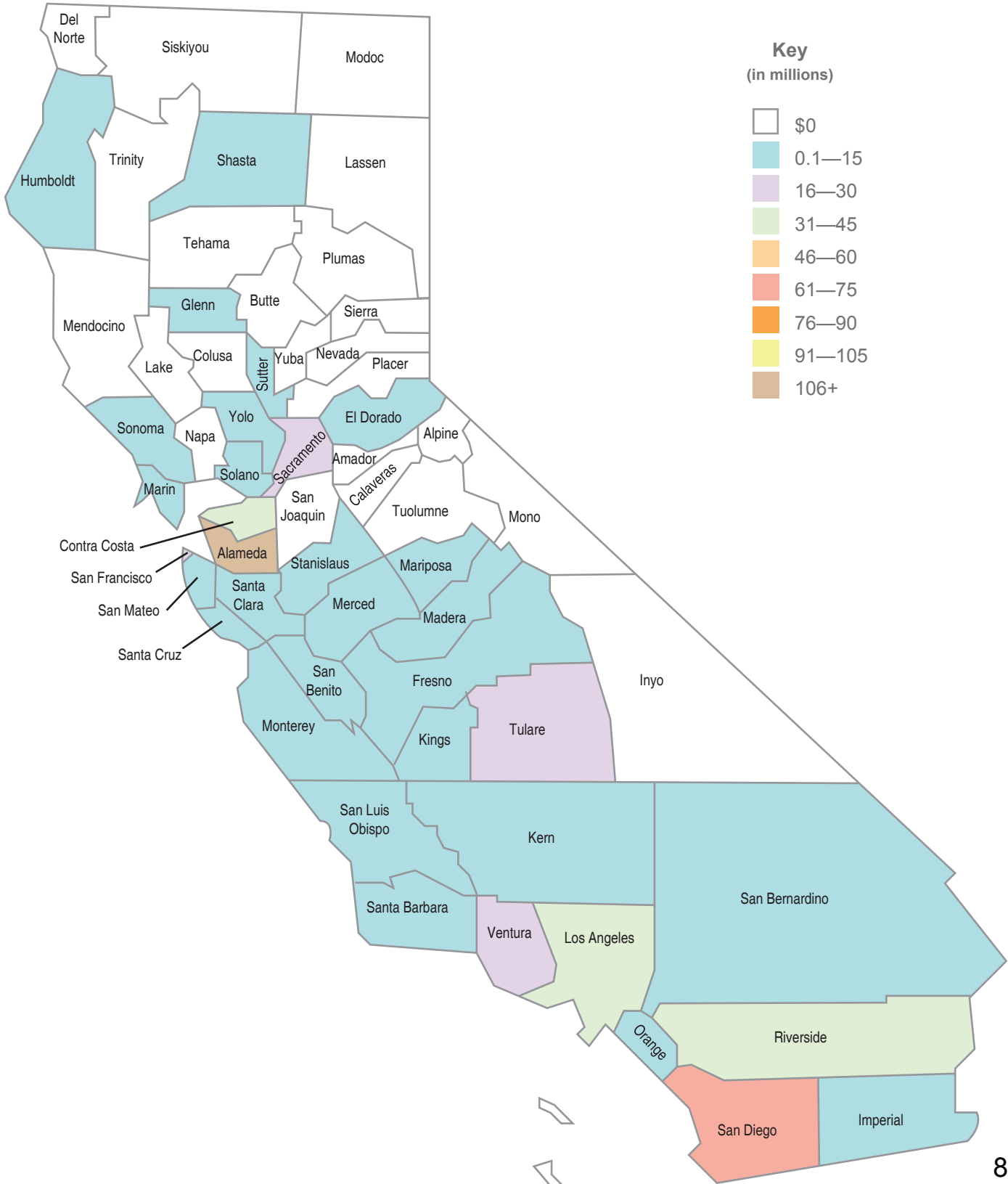
School Facility Program Proposition 51 Apportionments by County

The graphic below displays the amount Apportioned (\$383.5 million) for 129 School Facility Program projects from 63 school districts as of January 31, 2018. The data includes only bond authority provided by Proposition 51 approved by voters in November 2016.



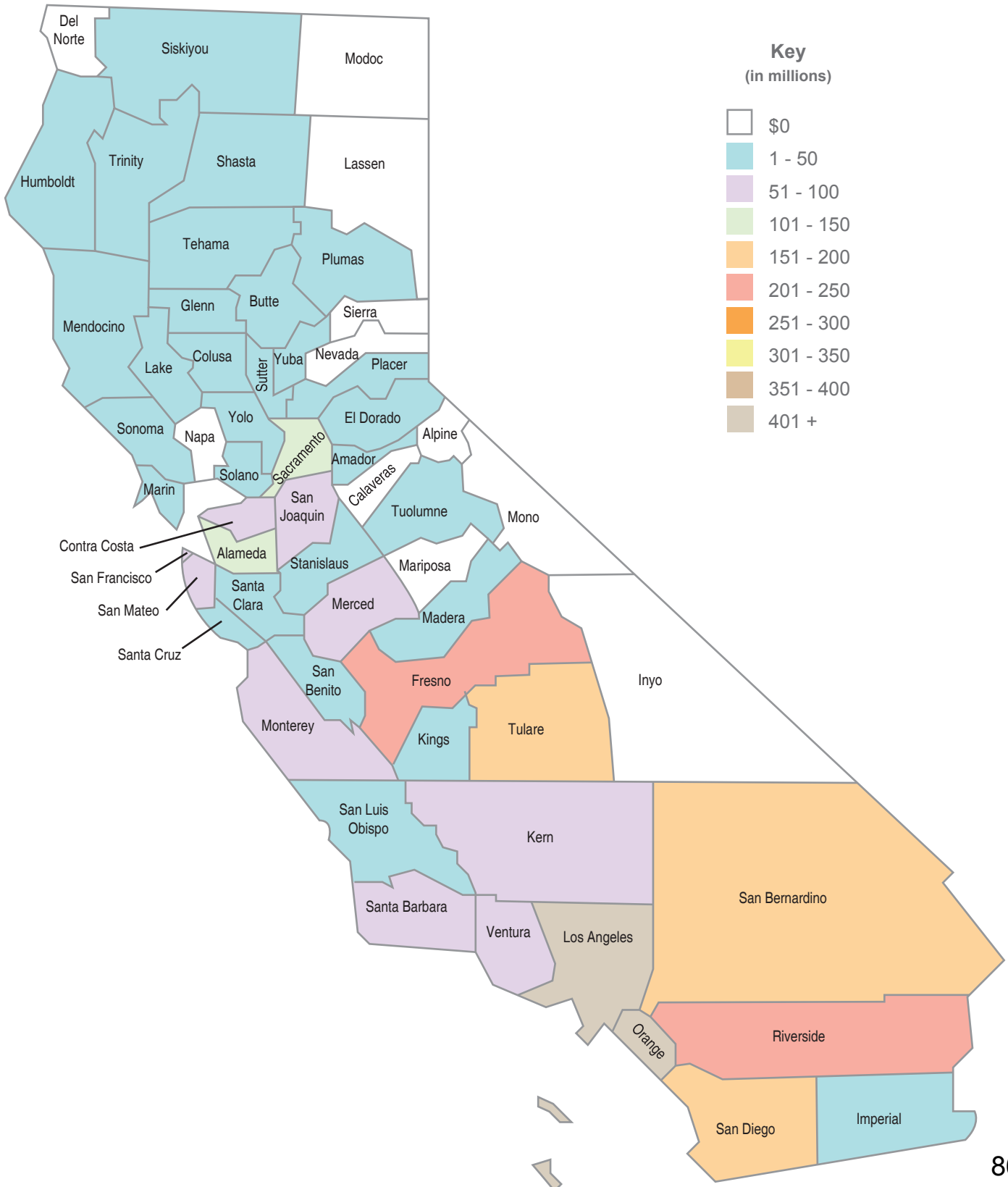
School Facility Program Proposition 51 Unfunded Approvals by County

The graphic below displays the amount of Unfunded Approvals (\$473.5 million) for 129 School Facility Program projects from 81 school districts as of January 31, 2018. The data includes only bond authority provided by Proposition 51 approved by voters in November 2016.



School Facility Program Proposition 51 Current Workload by County

The graphic below displays the Office of Public School Construction's Workload List for New Construction and Modernization (\$3,378.1 million) for 988 School Facility Program projects from 305 school districts as of January 31, 2018. The projects are anticipated to be allocated from bond authority provided by Proposition 51 approved by voters in November 2016.



**Proposition 51 Distribution
As of January 31, 2018**

County	Apportionment	Unfunded	Workload List*
Alameda	261,354	123,738,822	140,616,487
Alpine	0	0	0
Amador	0	0	6,422,842
Butte	3,667,607	0	30,330,177
Calaveras	0	0	0
Colusa	0	0	1,480,857
Contra Costa	12,401,766	38,354,870	66,408,875
Del Norte	0	0	0
El Dorado	1,349,545	2,272,545	4,500,743
Fresno	41,912,200	14,837,046	219,038,668
Gleen	1,853,085	953,024	16,752,722
Humboldt	24,055,996	3,867,997	8,682,987
Imperial	0	51,890	26,962,056
Inyo	0	0	0
Kern	30,564,325	8,235,868	100,049,040
Kings	0	5,210,548	34,105,071
Lake	0	0	1,462,037
Lassen	0	0	0
Los Angeles	89,325,671	35,362,401	467,652,543
Madera	0	41,985	24,406,628
Marin	1,783,789	442,234	16,917,159
Mariposa	0	1,214,122	0
Mendicino	939,142	0	3,224,859
Merced	0	5,203,880	55,814,820
Modoc	0	0	0
Mono	0	0	0
Monterey	0	153,819	85,158,028
Napa	442,693	0	0
Nevada	0	0	0
Orange	43,061,209	9,316,022	551,032,815
Placer	0	0	43,041,099
Plumas	0	0	463,576
Riverside	23,184,992	39,067,071	227,323,442
Sacramento	454,883	20,113,832	149,206,715
San Benito		5,660,618	42,202,459
San Bernardino	3,242,878	11,020,782	160,464,195
San Diego	60,362,547	62,336,491	193,148,509
San Francisco	0	0	69,109,529
San Joaquin	11,652,571	0	97,773,055
San Luis Obispo	0	6,175,553	13,741,085
San Mateo	5,055,842	1,200,808	61,910,743
Santa Barbara	3,549,252	2,431,101	72,414,768
Santa Clara	12,464,202	1,550,274	35,236,630
Santa Cruz	0	1,804,091	10,256,247
Shasta	0	451,339	4,168,895
Sierra	0	0	0
Siskiyou	0	0	6,079,335
Solano	0	6,867,588	11,246,473
Sonoma	1,619,815	3,627,497	13,059,003
Stanislaus	0	2,687,814	16,063,539
Sutter	0	318,512	8,194,864
Tehama	0	0	8,945,346
Trinity	4,357,122	0	4,053,761
Tulare	0	30,507,069	166,467,226
Tuolumne	0	0	3,427,966
Ventura	5,957,999	27,399,916	95,414,404
Yolo	0	1,053,910	698,675
Yuba	0	0	2,936,003
Total	383,520,485	473,531,339	3,378,066,956

* Estimated. The Office of Public School Construction has not yet verified the amount requested by school districts.

School Facility Program Bond Authority from Proposition 51

(in millions of dollars, as of January 31, 2018)

New Construction

Legend

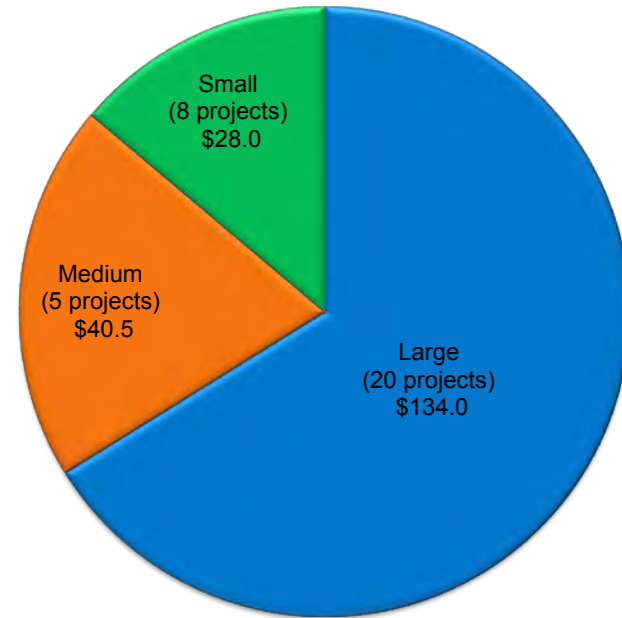
Small School Districts – ADA < 2,500 pupils

Medium School Districts – ADA > 2,500 pupils < 10,000 pupils

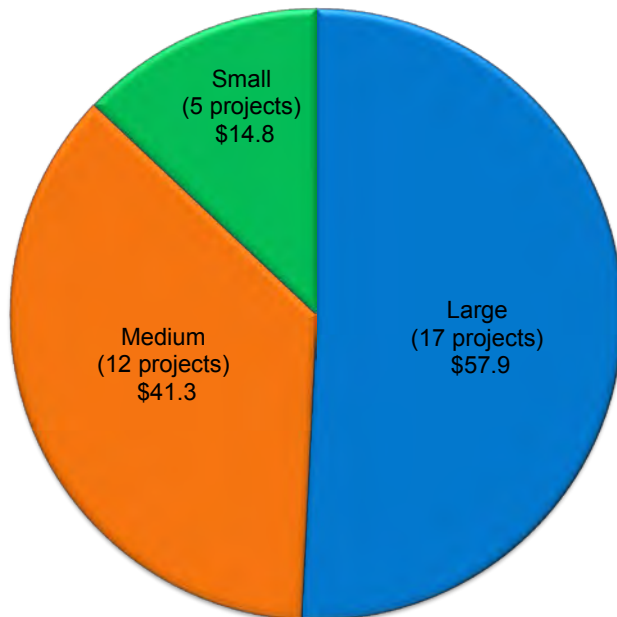
Large School Districts – ADA > 10,000 pupils

District Size
(# of projects)
(in millions)

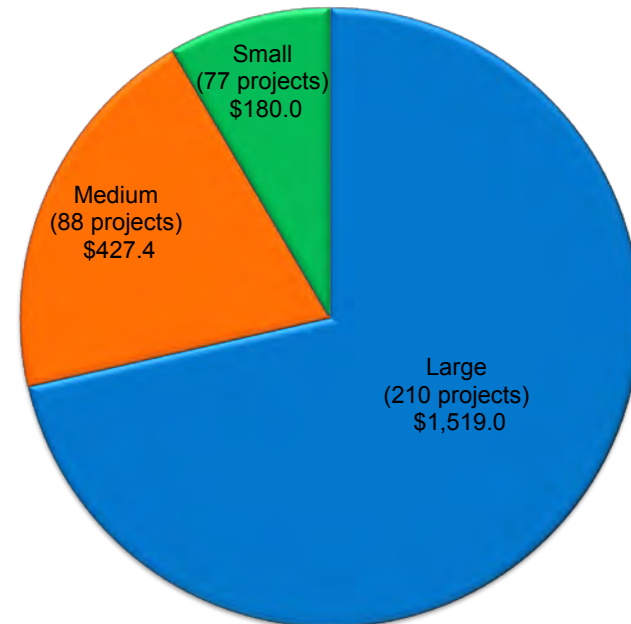
APPORTIONED



UNFUNDED



CURRENT WORKLOAD



School Facility Program Bond Authority from Proposition 51

(in millions of dollars, as of January 31, 2018)

Modernization

Legend

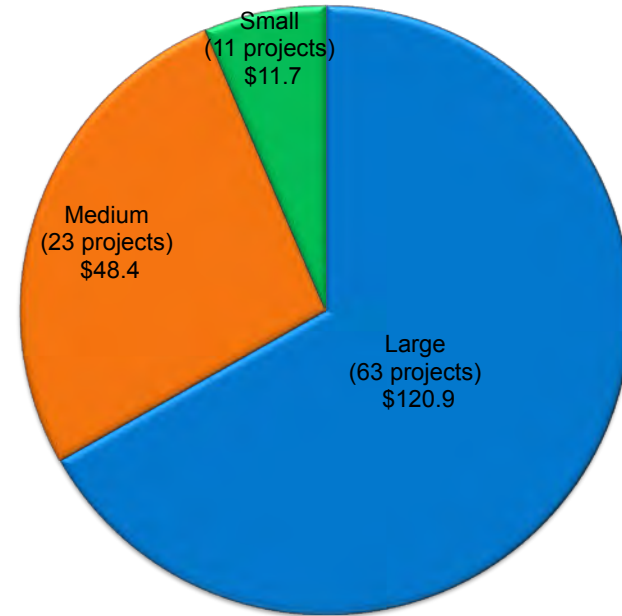
Small School Districts – ADA < 2,500 pupils

Medium School Districts – ADA > 2,500 pupils < 10,000 pupils

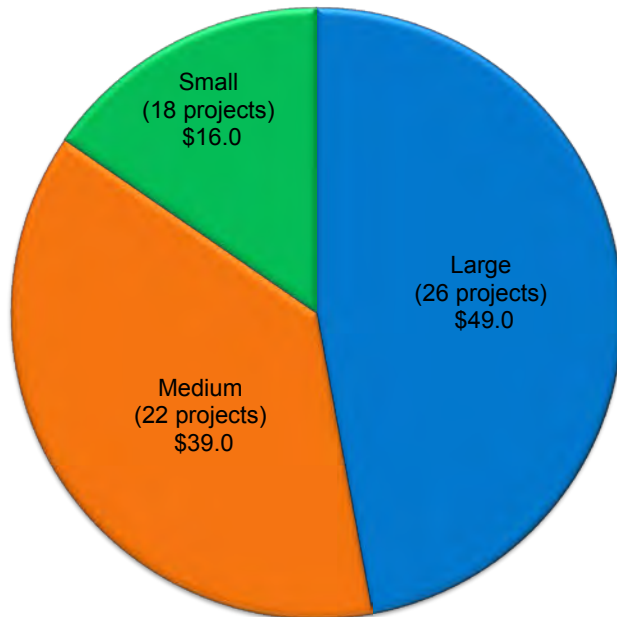
Large School Districts – ADA > 10,000 pupils

District Size
(# of projects)
(in millions)

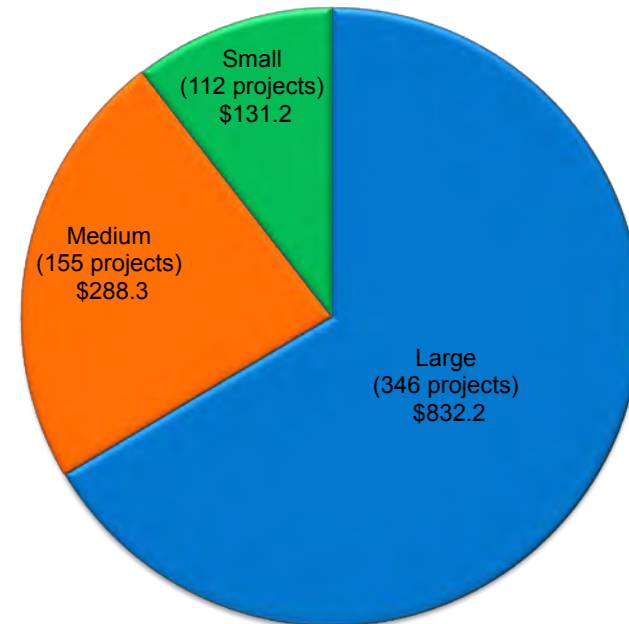
APPORTIONED



UNFUNDED



CURRENT WORKLOAD



Number of Unique School Districts Receiving Proposition 51 Funds

New Construction

	School Districts Statewide		
	#	%	Enrollment
Small – ADA < 2,500 pupils	578	56%	404,076
Medium – ADA > 2,500 pupils < 10,000 pupils	275	27%	1,406,654
Large – ADA > 10,000 pupils	171	17%	4,417,505
	1,024	100%	6,228,235

Unique School Districts Receiving Prop 51 funds (% of all school districts)								
Apportioned			Unfunded			Workload		
#	%	Enrollment	#	%	Enrollment	#	%	Enrollment
3	0.3%	1,368	5	0.5%	3,865	53	5.2%	40,357
5	0.5%	30,242	12	1.2%	55,494	56	5.5%	303,898
12	1.2%	924,083	11	1.1%	931,031	66	6.4%	2,259,429
20	2.0%	955,693	28	2.7%	990,390	175	17.1%	2,603,684

Unique School Districts Receiving Prop 51 funds (% of funding)								
Apportioned			Unfunded			Workload		
#	%	Enrollment	#	%	Enrollment	#	%	Enrollment
3	15.0%	1,368	5	17.9%	3,865	53	30.3%	40,357
5	25.0%	30,242	12	42.9%	55,494	56	32.0%	303,898
12	60.0%	924,083	11	39.3%	931,031	66	37.7%	2,259,429
20	100.0%	955,693	28	100.0%	990,390	175	100.0%	2,603,684

Modernization

	School Districts Statewide		
	#	%	Enrollment
Small – ADA < 2,500 pupils	578	56%	404,076
Medium – ADA > 2,500 pupils < 10,000 pupils	275	27%	1,406,654
Large – ADA > 10,000 pupils	171	17%	4,417,505
	1,024	100%	6,228,235

Unique School Districts Receiving Prop 51 funds (% of all school districts)								
Apportioned			Unfunded			Workload		
#	%	Enrollment	#	%	Enrollment	#	%	Enrollment
9	0.9%	8,540	17	1.7%	12,469	77	7.5%	66,042
15	1.5%	75,108	15	1.5%	85,672	68	6.6%	342,132
28	2.7%	1,408,689	16	1.6%	385,699	75	7.3%	3,149,252
52	5.1%	1,492,337	48	4.7%	483,840	220	21.5%	3,557,426

Unique School Districts Receiving Prop 51 funds (% of funding)								
Apportioned			Unfunded			Workload		
#	%	Enrollment	#	%	Enrollment	#	%	Enrollment
9	17.3%	8,540	17	35.4%	12,469	77	35.0%	66,042
15	28.8%	75,108	15	31.3%	85,672	68	30.9%	342,132
28	53.8%	1,408,689	16	33.3%	385,699	75	34.1%	3,149,252
52	100.0%	1,492,337	48	100.0%	483,840	220	100.0%	3,557,426

THE SAN MARCOS APPEAL ITEM
(50/73791-00-012)
HAS BEEN WITHDRAWN

REPORT OF THE EXECUTIVE OFFICER
State Allocation Board Meeting, February 28, 2018

CHARTER SCHOOL FACILITIES PROGRAM
PRELIMINARY CHARTER SCHOOL APPORTIONMENTS

PURPOSE OF REPORT

To provide 24 unfunded Preliminary Charter School Apportionments for the Charter School Facilities Program (CSFP) in the amount of \$263,807,100.

DESCRIPTION

The Kindergarten Through Community College Public Education Facilities Bond Act of 2016 (Proposition 51) provides \$500 million for the CSFP. This program provides qualified applicants with a preliminary apportionment for the construction of new charter schools or the rehabilitation of existing district-owned facilities that are at least 15 years old.

The applications that are included on Attachment B underwent a thorough review process by both the California School Finance Authority (CSFA) and the Office of Public School Construction (OPSC). The applicants have been determined to be financially sound and all program requirements have been met. This item seeks Board approval of the unfunded Preliminary Charter School Apportionments shown on Attachment B and to keep the remaining applications valid through 2018 in the event additional bond authority becomes available.

AUTHORITY

See Attachment A.

BACKGROUND

In 2002, Assembly Bill 14 created the CSFP. Through the passage of the Kindergarten-University Public Education Facilities Bond Acts of 2002 (Proposition 47), 2004 (Proposition 55) and 2006 (Proposition 1D), \$900 million has been made available for the new construction of charter school facilities or the rehabilitation of existing school district facilities for charter school use. Proposition 51 made an additional \$500 million available for the CSFP. This program allows charter schools that provide site based instruction to access State facility funding directly or through the school district where the project will be physically located.

The CSFP permits a charter school, or school district filing on behalf of a charter school (applicant), to apply for a Preliminary Charter School Apportionment for new construction projects and rehabilitation of existing district-owned facilities that are at least 15 years old. To qualify for funding, a charter school must be deemed financially sound by CSFA.

If the estimated total apportionment of all financially sound applicants exceeds the funds available the Board will provide Preliminary Charter School Apportionments based on both preference points and funding category using the following criteria per School Facility Program (SFP) Regulation Section 1859.164 to ensure that a variety of project types are funded.

BACKGROUND (cont.)

Preference points for applicants are calculated based on the following criteria:

- Percentage of overcrowding for the school district where the project will be located and the project's effort to relieve overcrowding;
- Percentage of low income pupils in the school district where the project will be located, any public school within the Charter School General Location, or the existing charter school;
- Whether or not the entity operating the charter school is a non-profit entity, and
- Whether or not the charter school is rehabilitating existing district-owned facilities

Once the preference points have been established, the application with the highest number of points will be funded in each of the following categories pursuant to SFP Regulation Section 1859.164:

- (a) Geographical Region One, Two, Three, or Four
- (b) Urban, Rural or Suburban areas
- (c) Large, Medium, or Small Charter Schools
- (d) K-6, 7-8, or 9-12 grade levels

The Preliminary Charter School Apportionment is a reservation of CSFP bond authority for the project. Successful applicants must obtain the necessary plan and site approvals and convert from preliminary to a Final Charter School Apportionment meeting all the SFP criteria within a four-year period, unless a one-time one-year extension is granted. Any Preliminary Charter School Apportionment not converted within the specified time period will be rescinded and the authority reserved for the project will be returned to the CSFP.

All applicants that have a Preliminary Charter School Apportionment may request an advance fund release for design costs. Applicants that reserved costs for site acquisition as part of their Preliminary Charter School Apportionment may also request an advance fund release to purchase a site. The amounts for site acquisition and design are calculated pursuant to SFP Regulation Section 1859.164.2. Applicants must participate in the Priority Funding process to request these funds, as outlined in SFP Regulation Section 1859.90.2.

At the January 2018 Meeting, the Board approved Preliminary Charter School Apportionments for 25 projects in the amount of \$243,013,928.

STAFF ANALYSIS/STATEMENTS

Available Funding for Unfunded Preliminary Charter School Apportionments

As of January 31, 2018, approximately \$299.9 million is available in the Propositions 47, 55, 1D and 51 Charter School Facility accounts. This includes the remaining bond authority from Proposition 51 that was not awarded at the January 2018 Meeting and bond authority from Propositions 47, 55 and 1D that had returned to the CSFP through project rescissions, preliminary apportionments converting to final apportionments below reservation amounts, and principal payments on projects with loans. Pending approval of the Governor's 2018-19 Budget proposed trailer bill language, which allows the CSFA to charge its administrative costs (not to exceed 2.5 percent) against the 2016 Charter School Facilities Account,

STAFF ANALYSIS/STATEMENTS (cont.)

\$12.5 million will be encumbered from the remaining Proposition 51 bond authority. After accounting for this CSFA administrative cost, there will be approximately \$287.4 million available in the CSFP. The following chart summarizes the estimated remaining bond authority available for unfunded Preliminary Charter School Apportionments as of January 31, 2018:

CSFP Available Funds (in Millions)
As of January 31, 2018

Account	Available Bond Authority as of January 31, 2018
Proposition 51	\$500.0
Approved unfunded Preliminary Charter School Apportionments from January 2018	\$(243.0)
Proposition 51 Administrative Costs for CSFA	\$(12.5)
Total Proposition 51 Available	\$244.5
Proposition 47	\$0.6
Proposition 55	\$2.3
Proposition 1D	\$40.0
Total Bond Authority Available (47, 55, 1D, and 51)	\$287.4

On Attachment B of this item, the remaining 24 applications eligible for a full unfunded Preliminary Charter School Apportionment, up to the total bond authority available in Propositions 47, 55, 1D and 51, are presented for Board approval. The next application eligible for an unfunded Preliminary Charter School Apportionment exceeds the available bond authority. The applications have been fully processed and determined to be financially sound by CSFA. They are shown in rank order as required by SFP Regulation Section 1859.164, and are recommended for an unfunded Preliminary Charter School Apportionment.

Remaining Applications – Retain through 2018

The remaining submitted complete and valid applications that have not received an unfunded Preliminary Charter School Apportionment have been listed on Attachment C in alphabetical order. These applications have gone through a preliminary review to determine their Preference Points and funding categories, but have not been fully processed or determined to be financially sound by CSFA. Staff proposes to retain all submitted valid and complete applications that did not receive an unfunded Preliminary Charter School Apportionment until the end of 2018. This is consistent with what the Board previously approved for the 2009 and 2014 CSFP Filing Rounds and will allow Staff to process additional funding requests if authority becomes available, while maintaining the original Preference Points and funding categories. Staff further recommends that applications that do not receive an unfunded Preliminary Charter School Apportionment by the end of 2018 will be returned without further Board action.

RECOMMENDATIONS

1. Approve unfunded Preliminary Charter School Apportionments for the projects shown on Attachment B in the amount of \$263,807,100. Applicants receiving an unfunded Preliminary Charter School Apportionment must convert the project to an unfunded Final Charter School Apportionment within four years from the date of this approval pursuant to SFP Regulation Section 1859.166.
2. Place the separate advance fund release amounts for design and site, as applicable, for each unfunded Preliminary Charter School Apportionment on the Unfunded List (Lack of AB 55 Loans).
3. Declare that the remaining applications shown on Attachment C be retained through the end of 2018 to enable the Board to continue awarding unfunded Preliminary Charter School Apportionments during that time, provided additional bond authority returns. Any applications that do not receive an unfunded Preliminary Charter School Apportionment by the end of 2018 will be returned without further Board action.

This Item was approved by the State Allocation Board on February 28, 2018.

ATTACHMENT A

AUTHORITY

Education Code (EC) Section 17078.52(a) There is hereby established the Charter Schools Facilities Program to provide funding to qualifying entities for the purpose of establishing school facilities for charter school pupils.

EC Section 17078.52(c)(3) "Preliminary apportionment" means an apportionment made for eligible applicants under this article in advance of full compliance with all of the application requirements otherwise required for an apportionment pursuant to this chapter. The process for making preliminary apportionments under this article shall be substantially identical to the process established for critically overcrowded schools pursuant to Section 17078.22 to 17078.30, inclusive.

Education Code Section 101122(a)(2) states that "The amount of five hundred million dollars (\$500,000,000) shall be available for providing school facilities to charter schools pursuant to Article 12 (commencing with Section 17078.52) of Chapter 12.5 of Part 10 of Division 1 of Title 1."

School Facility Program (SFP) Regulation Section 1859.2 "Final Charter School Apportionment" shall mean a Preliminary Charter School Apportionment that has been converted to a Final Charter School Apportionment in accordance with 1859.165.

SFP Regulation Section 1859.2 "Preliminary Charter School Apportionment" means an apportionment made pursuant to Education Code Section 17078.52(c)(3).

SFP Regulation Section 1859.161. Preliminary Charter School Application Submittals.

An applicant seeking a Preliminary Charter School Apportionment shall complete and submit Form SAB 50-09 between February 2003 and March 31, 2003, or during a period of 120 calendar days beginning 90 calendar days after an election authorizing additional funding.

The Board may establish additional application filing periods as needed.

SFP Regulation Section 1859.164. Application Funding Criteria.

If the estimated total apportionments of all Financially Sound Preliminary Charter School Applications received in either filing period specified in Section 1859.161 exceed the funds available, the applications shall be identified in each of the following four categories:

- (a) Geographical Region One, Two, Three, or Four.
- (b) Urban, Rural, or Suburban areas.
- (c) Large, Medium, or Small Charter Schools.
- (d) K-6, 7-8, or 9-12 grade levels.

The Board shall first apportion one project of each possible type, a maximum of four in category (a) and a maximum of three in categories (b) through (d), starting with (a) and continuing through (d). If more than one application is received of the same type within a category, the Board will apportion based on which project has the highest preference points, calculated in Section 1859.164.1. If a project has the highest preference points but was previously apportioned, the project with the next highest preference points will be apportioned. The same process will continue for the remaining categories until the Board has apportioned a project within each type in categories (a) through (d), or until no funding remains. If after funding one project in each category (a) through (d), funding remains available, the process shall be repeated until no funding remains.

...

Section 1859.164.1. Calculation of Preference Points.

Preference points will be calculated for all Preliminary Charter School Applications. An application shall receive preference points based on the total of (a), (b), (c) and (d), up to a maximum of 160 points, as follows:

(a) Low Income: Up to 40 points based on the percentage of pupils at either the Charter School or school district where the Charter School is or will be located, or any public school within the Charter School General Location meeting the definition of Low-income. The Charter School may report the highest percentage of the three. Use the following sliding scale to determine the number of preference points:

Percentage Receiving Free/Reduced Lunch	Preference Points Assigned
5-15%	4
16-30%	8
31-39%	12
40-47%	16
48-55%	20
56-64%	24
65-73%	28
74-82%	32
83-92%	36
93%	36.5
94%	37
95%	37.5
96%	38
97%	38.5
98%	39
99%	39.5
100%	40

(b) Overcrowded School District: Up to 40 points if the school district where the Charter School is physically located is determined to be overcrowded by dividing the remaining New Construction Eligibility (prior to the reduction from this application) by the district’s current enrollment and multiplying the product by 100. The following sliding scale determines the maximum number of preference points available for the degree of overcrowding:

Percentage Overcrowded	Preference Points Assigned
2-9%	4
10-13%	8
14-16%	12
17-19%	16
20-22%	20
23-25%	24
26-33%	28
34-41%	32
42-49%	36
50% and above	40

The method of allocating preference points to applicants will utilize the percentage overcrowded chart for a maximum point distribution. Next, each application will be assigned an “effort” percentage which further allocates points within each

overcrowding point category. The percentage generated by the number of unhoused pupils that the project will house, divided by the project capacity will represent the effort made to relieve overcrowding in the district. The “effort” percentage will be assigned the following point distribution:

% Effort to Relieve Overcrowding	Ratio of Overcrowded Points Awarded
40% or more	100% of the points for the overcrowded category
30-39%	90% of the points for the overcrowded category
20-29%	80% of the points for the overcrowded category
10-19%	70% of the points for the overcrowded category
1-9%	60% of the points for the overcrowded category
0	No points for the overcrowded category

The total points assigned for overcrowding will be calculated by applying the appropriate “effort” percentage and its corresponding ratio of points to the percentage overcrowded category for the district in which the project will be physically located.

(c) Non-Profit Entity: If the entity operating the Charter School meets the definition of a Non-Profit Entity, the project will receive 40 preference points.

(d) Existing Facilities: If the project proposes to rehabilitate existing facilities, the project will receive 40 preference points.

Section 1859.164.2. Preliminary Charter School Apportionment Fund Release.

An applicant receiving a Preliminary Charter School Apportionment from the Board after July 2, 2003 may request an advance release of funds for either of the following:

(a) A separate advance release of funds for design equal to 20 percent of the amount determined in Section 1859.163.1(a)(1) through (8) and Section 1859.163.1(c)(1) and (2) or Section 1859.163.5(a)(1) through (6) and Section 1859.163.5(b)(1) and (2).

(b) A separate advance release of funds for site acquisition once the requirements in Section 1859.81.1(a)(2) and (3) are met for an amount not to exceed the Preliminary Charter School Apportionment for site acquisition. The Board shall release to the applicant an amount up to the Preliminary Charter School Apportionment determined in Section 1859.163.1(b).

Qualified applicants may request a separate advance release of funds for the design and for the site acquisition for the same project. An applicant seeking an advance release of funds pursuant to (a) and/or (b) must have been deemed and maintained financial soundness status from the Authority. Subject to the availability of financing provided by the Pooled Money Investment Board for bond-funded projects, the OPSC will release State funds included in a Preliminary Charter School Apportionment pursuant to (a) or (b) to the applicant after submittal of the Form SAB 50-05. The OPSC shall not release funds in excess of the Preliminary Charter School Apportionment. State funds released from a Preliminary Charter School Apportionment pursuant to this Section shall be subject to the provisions in Section 1859.166. Once the Preliminary Charter School Apportionment is converted to a Final Charter School Apportionment pursuant to Section 1859.167, the applicant may request a release of the remaining funds as prescribed in Section 1859.90 or 1859.90.2. Prior to the release of any funds, the Charter School Agreements must be executed.

Section 1859.165. Conversion of Preliminary Charter School Apportionment.

When a Preliminary Charter School Apportionment is converted to a Final Charter School Apportionment, all the following criteria must be met:

- (a) The Final Charter School Apportionment request must meet all criteria on the Form SAB 50-04.
- (b) An applicant seeking to convert a Preliminary Charter School Apportionment to a Final Charter School Apportionment shall complete and file Form SAB 50-04. The number of pupils being requested cannot exceed the amount the applicant originally requested and received at the Preliminary Charter School Apportionment. If the applicant is unable to meet the criteria in this Section, the Preliminary Charter School Apportionment shall be rescinded pursuant to the provisions of Section 1859.166.

Section 1859.166. Time Limit on Preliminary Charter School Apportionment.

(a) A complete request to convert a Preliminary Charter School Apportionment to a Final Charter School Apportionment pursuant to Section 1859.165 shall be made within four years of the date of the Preliminary Charter School Apportionment unless the applicant received approval of an extension pursuant to Section 1859.166.1.

(b) If (a) is not met, and the applicant has not received an advance release of funds as provided in Section 1859.164.2, the following will occur:

(1) the Preliminary Charter School Apportionment shall be rescinded and any remaining Preliminary Charter School Apportionment, not released to the applicant, shall be transferred to the Unrestricted Charter School Fund within the appropriate Charter School Facility Account, and;

(2) the SFP New Construction Eligibility will be increased by the number of unhoused pupils pursuant to Section 1859.162.2 for the school district that physically contains the Charter School within its geographical boundaries.

(c) If (a) is not met, and the applicant has received an advance release of funds as provided in Section 1859.164.2, the following will occur:

(1) The Preliminary Charter School Apportionment shall be rescinded and any remaining Preliminary Charter School Apportionment, not released to the applicant, shall be transferred to the Unrestricted Charter School Fund within the appropriate Charter School Facility Account, and;

(2) Funds released pursuant to Section 1859.164.2(a) shall be reduced to cost incurred and closed-out pursuant to Section 1859.106 with a corresponding SFP new construction baseline eligibility adjustment for the pupils assigned to the Preliminary Charter School Application. The adjustment to the baseline eligibility shall be based on the ratio of the number of unhoused pupils pursuant to Section 1859.162.2 and the project capacity which generated the project funding to the eligible expenditures. Any funds released are subject to the fifty percent local matching share requirement as required by EC 17078.54(d). Funds returned pursuant to Section 1859.106 shall be transferred to the Unrestricted Charter School Fund within the appropriate Charter School Facility Account, and;

(3) Funds released pursuant to Section 1859.164.2(b) shall be subject to the provisions of Section 1859.171.

Section 1859.166.1. Preliminary Charter School Apportionment Time Limit Extension.

An applicant that has received a Preliminary Charter School Apportionment may request a single one-year extension of the time limit prescribed in Section 1859.166(a). The Board shall approve the request provided the criteria in (a) or (b) are met:

(a) The applicant has provided evidence of both of the following:

(1) The CDE has made a contingent or final approval of the proposed site; and,

(2) The DSA has confirmed that the final plans for the project have been submitted to the DSA for review and approval.

(b) Other evidence satisfactory to the Board justifying the extension.

ATTACHMENT B

State Allocation Board Meeting, February 28, 2018
Charter School Facilities Program Unfunded Preliminary Apportionments

Application Number	District	Charter School	Application Received Date	Preference Points	CATEGORY 1		CATEGORY 2		CATEGORY 3		CATEGORY 4		State Share	Loan	Cash Contribution	Total Project Cost	Total State Share (Including Lease Payment Amount)	Cumulative Value of Unfunded Preliminary Apportionments
					Region	Funding Order	Urban/Rural/Suburban	Funding Order	Large, Medium, Small	Funding Order	Grade Level	Funding Order						
54/75283-00-006	Natomas Unified	Natomas Pacific Pathways Preparatory Middle	05/25/17	128	1	1	Urban	~	Large	~	7-8	~	\$2,259,216.00	\$0.00	\$2,259,216.00	\$4,518,432.00	\$2,259,216.00	\$2,259,216.00
54/75283-00-007	Natomas Unified	Natomas Pacific Pathways Preparatory Middle	05/25/17	128	1	1	Urban	~	Large	~	7-8	~	\$4,577,180.00	\$0.00	\$4,577,180.00	\$9,154,360.00	\$4,577,180.00	\$6,836,396.00
54/72256-00-001	Visalia Unified	Blue Oak Academy	06/05/17	144	2	2	Rural	~	Small	~	7-8	~	\$3,754,119.00	\$3,754,119.00	\$0.00	\$7,508,238.00	\$7,508,238.00	\$14,344,634.00
54/72256-00-002	Visalia Unified	Blue Oak Academy	06/05/17	144	2	2	Rural	~	Small	~	7-8	~	\$5,772,912.00	\$5,772,912.00	\$0.00	\$11,545,824.00	\$11,545,824.00	\$25,890,458.00
54/69229-00-001	Lompoc Unified	Manzanita Public Charter	06/01/17	108	3	3	Rural	~	Large	~	K-6	~	\$367,847.00	\$171,905.00	\$195,942.00	\$735,694.00	\$539,752.00	\$26,430,210.00
54/68338-00-003	San Diego Unified	America's Finest Charter	05/18/17	120	4	4	Urban	~	Large	~	7-8	~	\$5,804,376.00	\$0.00	\$5,804,376.00	\$11,608,752.00	\$5,804,376.00	\$32,234,586.00
54/61259-09-008	Oakland Unified	Leadership Public Schools Oakland R&D Campus	05/26/17	120	2	~	Urban	5	Large	~	9-12	~	\$1,232,387.00	\$1,232,387.00	\$0.00	\$2,464,774.00	\$2,464,774.00	\$34,699,360.00
54/61259-09-009	Oakland Unified	Leadership Public Schools Oakland R&D Campus	05/26/17	120	2	~	Urban	5	Large	~	9-12	~	\$12,827,400.00	\$12,827,400.00	\$0.00	\$25,654,800.00	\$25,654,800.00	\$60,354,160.00
54/72256-00-003	Visalia Unified	Sycamore Valley Academy	06/05/17	140	2	~	Rural	6	Large	~	7-8	~	\$2,410,597.00	\$2,410,597.00	\$0.00	\$4,821,194.00	\$4,821,194.00	\$65,175,354.00
54/72256-00-004	Visalia Unified	Sycamore Valley Academy	06/05/17	140	2	~	Rural	6	Large	~	7-8	~	\$836,989.00	\$836,989.00	\$0.00	\$1,673,978.00	\$1,673,978.00	\$66,849,332.00
54/61796-04-001	West Contra Costa Unified	Caliber - Beta Academy	06/05/17	118.5	1	~	Suburban	7	Large	~	7-8	~	\$7,398,725.00	\$7,398,725.00	\$0.00	\$14,797,450.00	\$14,797,450.00	\$81,646,782.00
54/61796-04-002	West Contra Costa Unified	Caliber - Beta Academy	06/05/17	118.5	1	~	Suburban	7	Large	~	7-8	~	\$5,597,342.00	\$5,597,342.00	\$0.00	\$11,194,684.00	\$11,194,684.00	\$92,841,466.00
54/68338-00-006	San Diego Unified	Gompers Preparatory Academy	06/02/17	120	4	~	Urban	~	Large	8	9-12	~	\$25,596,202.00	\$0.00	\$25,596,202.00	\$51,192,404.00	\$25,596,202.00	\$118,437,668.00
54/61259-09-010	Oakland Unified	Lighthouse Community Charter - Lodestar	06/05/17	120	2	~	Urban	~	Medium	9	9-12	~	\$2,002,061.00	\$2,002,061.00	\$0.00	\$4,004,122.00	\$4,004,122.00	\$122,441,790.00
54/61259-09-011	Oakland Unified	Lighthouse Community Charter - Lodestar	06/05/17	120	2	~	Urban	~	Medium	9	9-12	~	\$21,502,848.00	\$21,502,848.00	\$0.00	\$43,005,696.00	\$43,005,696.00	\$165,447,486.00
54/65532-00-001	Mariposa County Unified	Sierra Foothill Charter	06/05/17	100	2	~	Rural	~	Small	10	7-8	~	\$1,214,122.00	\$0.00	\$1,214,122.00	\$2,428,244.00	\$1,214,122.00	\$166,661,608.00
54/61259-00-006	Oakland Unified	Education for Change - Achieve Academy	06/05/17	119	2	~	Urban	~	Large	~	K-6	11	\$10,935,905.00	\$10,935,905.00	\$0.00	\$21,871,810.00	\$21,871,810.00	\$188,534,418.00
54/68338-00-007	San Diego Unified	Albert Einstein Academy Charter Elementary	06/02/17	120	4	~	Urban	~	Large	~	7-8	12	\$13,047,101.00	\$0.00	\$13,047,101.00	\$26,094,202.00	\$13,047,101.00	\$201,580,519.00
54/61259-09-006	Oakland Unified	East Bay Innovation Academy	06/05/17	120	2	~	Urban	~	Large	~	9-12	13	\$2,377,073.00	\$2,377,073.00	\$0.00	\$4,754,146.00	\$4,754,146.00	\$206,334,665.00
54/61259-09-007	Oakland Unified	East Bay Innovation Academy	06/05/17	120	2	~	Urban	~	Large	~	9-12	13	\$5,122,927.00	\$5,122,927.00	\$0.00	\$10,245,854.00	\$10,245,854.00	\$216,580,519.00
54/67447-00-005	San Juan Unified	Gateway International School	06/05/17	118	1	14	Urban	~	Large	~	7-8	~	\$6,638,718.00	\$6,638,718.00	\$0.00	\$13,277,436.00	\$13,277,436.00	\$229,857,955.00
54/61259-13-005	Oakland Unified	Urban Montessori Charter	06/05/17	120	2	15	Urban	~	Large	~	7-8	~	\$696,358.00	\$696,358.00	\$0.00	\$1,392,716.00	\$1,392,716.00	\$231,202,671.00
54/61259-13-006	Oakland Unified	Urban Montessori Charter	06/05/17	120	2	15	Urban	~	Large	~	7-8	~	\$3,374,754.00	\$3,374,754.00	\$0.00	\$6,749,508.00	\$6,749,508.00	\$238,000,179.00
54/68809-00-001	San Luis Coastal Unified	Belleuve-Santa Fe Charter School	06/01/17	92	3	16	Rural	~	Small	~	K-6	~	\$2,955,911.00	\$0.00	\$2,955,911.00	\$5,911,822.00	\$2,955,911.00	\$240,956,090.00
54/68338-00-005	San Diego Unified	San Diego Global Vision Academy	05/18/17	119.5	4	17	Urban	~	Medium	~	7-8	~	\$2,057,838.00	\$0.00	\$2,057,838.00	\$4,115,676.00	\$2,057,838.00	\$243,013,928.00
54/61259-12-005	Oakland Unified	Yu Ming Charter	5/26/2017	119	2	~	Urban	18	Large	~	7-8	~	\$1,859,330.00	\$1,859,330.00	\$0.00	\$3,718,660.00	\$3,718,660.00	\$246,732,588.00
54/61259-12-006	Oakland Unified	Yu Ming Charter	5/26/2017	119	2	~	Urban	18	Large	~	7-8	~	\$1,890,670.00	\$1,890,670.00	\$0.00	\$3,781,340.00	\$3,781,340.00	\$250,513,928.00
54/69583-00-002	Morgan Hill Unified	Charter School of Morgan Hill	6/5/2017	92	2	~	Rural	19	Large	~	7-8	~	\$6,899,712.00	\$6,899,712.00	\$0.00	\$13,799,424.00	\$13,799,424.00	\$264,313,352.00
54/67991-00-002	Cajon Valley Union	EJE Middle Academy	6/5/2017	118.5	4	~	Suburban	20	Medium	~	7-8	~	\$2,628,833.00	\$2,628,833.00	\$0.00	\$5,257,666.00	\$5,257,666.00	\$269,571,018.00
54/67991-00-003	Cajon Valley Union	EJE Middle Academy	6/5/2017	118.5	4	~	Suburban	20	Medium	~	7-8	~	\$1,741,779.00	\$1,741,779.00	\$0.00	\$3,483,558.00	\$3,483,558.00	\$273,054,576.00
54/61259-00-011	Oakland Unified	Aspire Public Schools - Aspire Berkeley Maynard Academy	6/2/2017	119	2	~	Urban	~	Large	21	7-8	~	\$10,205,543.00	\$10,205,543.00	\$0.00	\$20,411,086.00	\$20,411,086.00	\$293,465,662.00
54/69427-00-005	East Side Union High	Luis Valdez Leadership Academy	6/5/2017	117.5	2	~	Urban	~	Medium	22	9-12	~	\$15,525,688.00	\$15,525,688.00	\$0.00	\$31,051,376.00	\$31,051,376.00	\$324,517,038.00
54/69427-00-006	East Side Union High	Luis Valdez Leadership Academy	6/5/2017	117.5	2	~	Urban	~	Medium	22	9-12	~	\$274,297.00	\$274,297.00	\$0.00	\$548,594.00	\$548,594.00	\$325,065,632.00
54/64733-00-101	Los Angeles Unified	Rise Kohyang High	5/30/2017	80	3	~	Urban	~	Small	23	9-12	~	\$23,966,677.00	\$23,966,677.00	\$0.00	\$47,933,354.00	\$47,933,354.00	\$372,998,986.00
54/67991-00-001	Cajon Valley Union	EJE Elementary Academy	6/5/2017	118.5	4	~	Suburban	~	Large	~	K-6	24	\$4,868,278.00	\$4,868,278.00	\$0.00	\$9,736,556.00	\$9,736,556.00	\$382,735,542.00
54/61259-00-010	Oakland Unified	KIPP Bridge Academy	6/5/2017	119	2	~	Urban	~	Large	~	7-8	25	\$11,364,425.00	\$11,364,425.00	\$0.00	\$22,728,850.00	\$22,728,850.00	\$405,464,392.00
54/68338-00-008	San Diego Unified	The O'Farrell Community School	6/2/2017	118.5	4	~	Urban	~	Large	~	9-12	26	\$16,840,032.00	\$0.00	\$16,840,032.00	\$33,680,064.00	\$16,840,032.00	\$422,304,424.00
54/67447-00-006	San Juan Unified	California Montessori Project - San Juan Campus (American River)	6/5/2017	117.5	1	27	Suburban	~	Large	~	7-8	~	\$6,335,029.00	\$0.00	\$6,335,029.00	\$12,670,058.00	\$6,335,029.00	\$428,639,453.00
54/61259-13-003	Oakland Unified	Education for Change - Lazear Charter Academy	6/5/2017	119	2	28	Urban	~	Large	~	7-8	~	\$1,226,584.00	\$1,226,584.00	\$0.00	\$2,453,168.00	\$2,453,168.00	\$431,092,621.00
54/61259-13-004	Oakland Unified	Education for Change - Lazear Charter Academy	6/5/2017	119	2	28	Urban	~	Large	~	7-8	~	\$1,307,462.00	\$1,307,462.00	\$0.00	\$2,614,924.00	\$2,614,924.00	\$433,707,545.00
54/67876-00-004	San Bernardino City Unified	SOAR Charter Academy	6/5/2017	84	3	29	Urban	~	Large	~	7-8	~	\$2,293,990.00	\$2,293,990.00	\$0.00	\$4,587,980.00	\$4,587,980.00	\$438,295,525.00
54/68338-00-004	San Diego Unified	San Diego Cooperative Charter	5/18/2017	117.5	4	30	Urban	~	Large	~	7-8	~	\$6,277,064.00	\$0.00	\$6,277,064.00	\$12,554,128.00	\$6,277,064.00	\$444,572,589.00
54/67439-00-007	Sacramento City Unified	St. Hope Public School 7 Elementary	6/5/2017	117	1	~	Urban	31	Large	~	7-8	~	\$5,610,603.00	\$5,610,603.00	\$0.00	\$11,221,206.00	\$11,221,206.00	\$455,793,795.00
54/67439-00-008	Sacramento City Unified	St. Hope Public School 7 Elementary	6/5/2017	117	1	~	Urban	31	Large	~	7-8	~	\$7,196,580.00	\$7,196,580.00	\$0.00	\$14,393,160.00	\$14,393,160.00	\$470,186,955.00
54-70847-00-005	Old Adobe Union	Old Adobe Charter	6/5/2017	79	1	~	Rural	32	Medium	~	K-6	~	\$331,554.00	\$0.00	\$331,554.00	\$663,108.00	\$331,554.00	\$470,518,509.00
54/68023-00-002	Chula Vista Elementary	Leonardo da Vinci Health Sciences Charter	6/5/2017	116	4	~	Suburban	33	Medium	~	K-6	~	\$2,986,692.00	\$0.00	\$2,986,692.00	\$5,973,384.00	\$2,986,692.00	\$473,505,201.00
54/70581-00-006	Vallejo Unified	Mare Island Technology Academy High	5/22/2017	116.5	1	~	Urban	~	Large	34	9-12	~	\$14,724,841.00	\$14,724,841.00	\$0.00	\$29,449,682.00	\$29,449,682.00	\$502,954,883.00
54/70581-00-007	Vallejo Unified	Mare Island Technology Academy High	5/22/2017	116.5	1	~	Urban	~	Large	34	9-12	~	\$503,158.00	\$503,158.00	\$0.00	\$1,006,316.00	\$1,006,316.00	\$503,961,199.00
54/75283-00-008	Natomas Unified	Natomas Pacific Pathways Preparatory Elementary	5/26/2017	112	1	~	Urban	~	Medium	35	K-6	~	\$2,859,829.00	\$0.00	\$2,859,829.00	\$5,719,658.00	\$2,859,829.00	\$506,821,028.00

Projects highlighted in yellow will receive an unfunded Preliminary Apportionment at the February 2018 SAB meeting.

Projects not highlighted received an unfunded Preliminary Apportionment at the January 2018 SAB meeting.

ATTACHMENT C

Remaining Unfunded CSFP Applications
Listed in Alphabetical Order by County

INFORMATIONAL ITEM ONLY

County	District	Charter School	Project Type	Application Received Date	Preference Points	Region	Urban, Rural, Suburban	Large, Medium, Small	Grade Level
Alameda	Hayward Unified	Golden Oak Montessori of Hayward	Rehab	06/05/17	112	2	Suburban	Medium	7-8
Alameda	Hayward Unified	Golden Oak Montessori of Hayward	NC	06/05/17	112	2	Suburban	Medium	7-8
Alameda	Hayward Unified	Leadership Public Schools Hayward	Rehab	06/05/17	116	2	Urban	Large	9-12
Alameda	Hayward Unified	Leadership Public Schools Hayward	NC	06/05/17	116	2	Urban	Large	9-12
Alameda	Hayward Unified	Silver Oak High	NC	06/05/17	76	2	Urban	Medium	9-12
Alameda	Oakland Unified	American Indian Public High	NC	06/05/17	79	2	Urban	Medium	9-12
Alameda	Oakland Unified	Aspire Public Schools - Aspire College Academy	NC	06/01/17	80	2	Urban	Medium	K-6
Alameda	Oakland Unified	Envision Education - Envision Academy of Arts and Technology	NC	06/05/17	79	2	Urban	Large	9-12
Alameda	Oakland Unified	Oakland School for the Arts	NC	06/05/17	79	2	Urban	Large	9-12
Alameda	Oakland Unified	Oakland Unity High	NC	05/26/17	80	2	Urban	Medium	9-12
Alameda	San Lorenzo Unified	KIPP Summit Academy	Rehab	06/05/17	116	2	Suburban	Large	7-8
Butte	Chico Unified	Inspire School of Arts and Sciences	NC	05/30/17	112	1	Urban	Large	9-12
Butte	Chico Unified	Inspire School of Arts and Sciences	Rehab	05/30/17	112	1	Urban	Large	9-12
Butte	Oroville City Elementary	STREAM Charter	NC	06/05/17	77.5	1	Suburban	Medium	7-8
El Dorado	Camino Union	Camino Science and Natural Resources Charter	Rehab	06/02/17	52	1	Rural	Small	7-8
El Dorado	Camino Union	Camino Science and Natural Resources Charter	NC	06/02/17	52	1	Rural	Small	7-8
Fresno	Clovis Unified	Clovis Online Charter (Sunnyside-Herndon)	Rehab	06/05/17	104	2	Suburban	Medium	9-12
Fresno	Clovis Unified	Clovis Online Charter (Sunnyside-Herndon)	NC	06/05/17	104	2	Suburban	Medium	9-12
Fresno	Clovis Unified	Clovis Online Charter (Fowler-Herndon)	Rehab	06/05/17	104	2	Suburban	Medium	9-12
Fresno	Clovis Unified	Clovis Online Charter (Fowler-Herndon)	NC	06/05/17	104	2	Suburban	Medium	9-12
Fresno	Kings Canyon Unified	Reedley Middle College High	NC	06/05/17	44.5	2	Suburban	Small	9-12
Fresno	Sanger Unified	Hallmark Charter	Rehab	06/05/17	111	2	Suburban	Large	9-12
Fresno	Sanger Unified	Hallmark Charter	NC	06/05/17	111	2	Suburban	Large	9-12
Imperial	Imperial County Office of Education	Imperial Pathways Charter - Del Rio Campus	NC	06/05/17	40	4	Suburban	Small	9-12
Imperial	Imperial County Office of Education	Imperial Pathways Charter - Valley Campus	NC	06/05/17	40	4	Urban	Small	9-12
Kings	Lemoore Union High	Lemoore Middle College High	NC	06/05/17	35.6	2	Rural	Medium	9-12
Los Angeles	Inglewood Unified	ICEF Inglewood Elementary Charter	NC	06/05/17	77.5	3	Suburban	Large	K-6

If additional bond authority becomes available, applications on this list will require a complete review by OPSC and CSFA to be eligible for funding.

ATTACHMENT C

Remaining Unfunded CSFP Applications
Listed in Alphabetical Order by County

INFORMATIONAL ITEM ONLY

County	District	Charter School	Project Type	Application Received Date	Preference Points	Region	Urban, Rural, Suburban	Large, Medium, Small	Grade Level
Los Angeles	Inglewood Unified	ICEF Inglewood Middle Charter	NC	06/05/17	77.5	3	Suburban	Medium	7-8
Los Angeles	Inglewood Unified	Today's Fresh Start - Inglewood	NC	06/05/17	78.5	3	Suburban	Large	7-8
Los Angeles	Los Angeles Unified	Academia Avance	NC	06/05/17	79	3	Urban	Large	9-12
Los Angeles	Los Angeles Unified	Aspire Public Schools - Aspire Centennial College Preparatory	NC	06/01/17	80	3	Suburban	Large	7-8
Los Angeles	Los Angeles Unified	Birmingham Community Charter High	NC	05/31/17	77	3	Urban	Large	9-12
Los Angeles	Los Angeles Unified	Bright Star Secondary Charter Academy	NC	05/30/17	79	3	Urban	Large	9-12
Los Angeles	Los Angeles Unified	Citizens of the World 2 (Silver Lake)	NC	06/05/17	80	3	Urban	Large	7-8
Los Angeles	Los Angeles Unified	Citizens of the World 3 (Mar Vista)	NC	06/05/17	79	3	Urban	Large	7-8
Los Angeles	Los Angeles Unified	Citizens of the World Hollywood Charter	NC	06/05/17	78.5	3	Urban	Large	7-8
Los Angeles	Los Angeles Unified	City Charter	NC	06/05/17	79	3	Urban	Large	9-12
Los Angeles	Los Angeles Unified	Colfax Elementary	NC	06/05/17	40	3	Urban	Large	K-6
Los Angeles	Los Angeles Unified	Extera Public Schools #1	NC	06/05/17	80	3	Urban	Large	7-8
Los Angeles	Los Angeles Unified	Extera Public Schools #2	NC	06/05/17	79.5	3	Urban	Large	K-6
Los Angeles	Los Angeles Unified	Gabriella Charter	NC	06/05/17	80	3	Urban	Large	7-8
Los Angeles	Los Angeles Unified	Gabriella Charter #2	NC	06/05/17	80	3	Urban	Small	7-8
Los Angeles	Los Angeles Unified	Granada Hills Charter (Devonshire Campus)	NC	06/05/17	76.5	3	Urban	Large	9-12
Los Angeles	Los Angeles Unified	Granada Hills Charter (New Media Center)	NC	06/05/17	76.5	3	Urban	Large	9-12
Los Angeles	Los Angeles Unified	Grover Cleveland Charter High	NC	06/05/17	38.5	3	Urban	Large	9-12
Los Angeles	Los Angeles Unified	ICEF Vista Elementary Charter Academy	NC	06/05/17	79	3	Urban	Large	K-6
Los Angeles	Los Angeles Unified	ICEF Vista Middle Charter Academy	NC	06/05/17	79	3	Urban	Medium	7-8
Los Angeles	Los Angeles Unified	LA Promise Fund High	NC	06/05/17	80	3	Urban	Small	9-12
Los Angeles	Los Angeles Unified	Libertas College Preparatory	NC	06/01/17	80	3	Urban	Small	7-8
Los Angeles	Los Angeles Unified	Magnolia Science Academy - 2	NC	06/05/17	78.5	3	Urban	Large	9-12
Los Angeles	Los Angeles Unified	Magnolia Science Academy - 3	NC	06/05/17	77	3	Urban	Large	9-12
Los Angeles	Los Angeles Unified	Magnolia Science Academy - 5	NC	06/05/17	78.5	3	Urban	Medium	9-12
Los Angeles	Los Angeles Unified	Marquez Charter	NC	06/05/17	32	3	Urban	Large	K-6
Los Angeles	Los Angeles Unified	New Heights Charter	NC	05/31/17	80	3	Urban	Large	7-8

If additional bond authority becomes available, applications on this list will require a complete review by OPSC and CSFA to be eligible for funding.

ATTACHMENT C

Remaining Unfunded CSFP Applications
Listed in Alphabetical Order by County

INFORMATIONAL ITEM ONLY

County	District	Charter School	Project Type	Application Received Date	Preference Points	Region	Urban, Rural, Suburban	Large, Medium, Small	Grade Level
Los Angeles	Los Angeles Unified	Palisades Charter High	NC	05/30/17	72	3	Urban	Large	9-12
Los Angeles	Los Angeles Unified	Rise Kohyang Middle	NC	05/30/17	80	3	Urban	Large	7-8
Los Angeles	Los Angeles Unified	Stella Elementary Charter Academy	NC	05/30/17	79	3	Urban	Small	K-6
Los Angeles	Los Angeles Unified	Stella Middle Charter Academy	NC	05/30/17	79	3	Urban	Large	7-8
Los Angeles	Los Angeles Unified	Synergy Charter Academy	NC	05/30/17	80	3	Urban	Medium	K-6
Los Angeles	Los Angeles Unified	Synergy Charter Kinetic	NC	05/30/17	80	3	Urban	Large	7-8
Los Angeles	Los Angeles Unified	Synergy Charter Quantum Academy	NC	05/30/17	80	3	Urban	Large	9-12
Los Angeles	Los Angeles Unified	Taft Charter High	NC	06/05/17	38.5	3	Urban	Large	9-12
Los Angeles	Los Angeles Unified	Today's Fresh Start - Compton	NC	06/05/17	78.5	3	Urban	Large	7-8
Los Angeles	Los Angeles Unified	USC College Preparatory - Blue Campus	NC	06/02/17	80	3	Urban	Small	9-12
Los Angeles	Los Angeles Unified	USC College Preparatory - Orange Campus	NC	06/02/17	79.5	3	Suburban	Small	9-12
Los Angeles	Los Angeles Unified	Valor Academy Elementary	NC	05/30/17	79	3	Urban	Small	K-6
Los Angeles	Los Angeles Unified	Vaughn Elementary School Arts Center	NC	04/12/17	79.5	3	Urban	Large	9-12
Los Angeles	Los Angeles Unified	Vaughn High School Arts Center	NC	04/12/17	79.5	3	Urban	Large	9-12
Los Angeles	Los Angeles Unified	Vaughn Middle School Arts Center	NC	04/12/17	79.5	3	Urban	Large	9-12
Los Angeles	Los Angeles Unified	Westside Innovative School House Charter Community School	NC	06/05/17	79	3	Urban	Small	7-8
Los Angeles	Los Angeles Unified	Westside Innovative School House Charter High	NC	06/05/17	79	3	Urban	Small	9-12
Los Angeles	Long Beach Unified	Intellectual Virtues Academy High	NC	06/05/17	78	3	Urban	Small	9-12
Madera	Chawanakee Unified	Minarets Charter High	NC	06/01/17	20	2	Rural	Medium	9-12
Napa	Napa Valley Unified	River Charter	Rehab	06/05/17	88	1	Urban	Large	7-8
Napa	Napa Valley Unified	River Charter	NC	06/05/17	88	1	Urban	Large	7-8
Napa	Napa Valley Unified	Stone Bridge Charter	NC	06/05/17	88	1	Urban	Medium	7-8
Nevada	Grass Valley Elementary	Grass Valley Charter	Rehab	06/05/17	68	1	Suburban	Large	7-8
Nevada	Grass Valley Elementary	Grass Valley Charter	NC	06/05/17	68	1	Suburban	Large	7-8
Nevada	Grass Valley Elementary	Nevada City School of the Arts	NC	06/01/17	60	1	Rural	Large	7-8
Orange	Orange Unified	El Rancho Charter	NC	04/20/17	16	4	Urban	Large	7-8
Riverside	Perris Elementary	Innovative Horizons Charter School at Nan Sanders	Rehab	06/05/17	105	4	Suburban	Large	7-8

If additional bond authority becomes available, applications on this list will require a complete review by OPSC and CSFA to be eligible for funding.

ATTACHMENT C

Remaining Unfunded CSFP Applications
Listed in Alphabetical Order by County

INFORMATIONAL ITEM ONLY

County	District	Charter School	Project Type	Application Received Date	Preference Points	Region	Urban, Rural, Suburban	Large, Medium, Small	Grade Level
Riverside	Perris Elementary	Innovative Horizons Charter School at Nan Sanders	NC	06/05/17	105	4	Suburban	Large	7-8
Riverside	Riverside County Office of Education	Riverside County Education Academy	NC	06/05/17	78.5	4	Suburban	Medium	9-12
Sacramento	Elk Grove Unified	Elk Grove Charter School	NC	06/05/17	52	1	Suburban	Medium	9-12
Sacramento	Natomas Unified	Westlake K-8 Charter	NC	05/22/17	95.5	1	Urban	Large	7-8
Sacramento	Sacramento City Unified	Aspire Public Schools - Aspire Capitol Heights Academy	NC	06/01/17	78.5	1	Urban	Medium	K-6
Sacramento	Sacramento City Unified	Capitol Collegiate Academy	NC	06/05/17	77	1	Urban	Medium	7-8
Sacramento	San Juan Unified	California Montessori Project - San Juan Campus (Orangevale)	Rehab	06/05/17	116	1	Suburban	Large	7-8
Sacramento	San Juan Unified	Golden Valley Orchard Charter	Rehab	06/05/17	112	1	Suburban	Medium	7-8
Sacramento	San Juan Unified	Golden Valley River Charter	Rehab	06/05/17	104	1	Suburban	Medium	7-8
Sacramento	Twin Rivers Unified	Creative Connections Arts Academy	Rehab	06/05/17	80	1	Suburban	Large	9-12
Sacramento	Twin Rivers Unified	Creative Connections Arts Academy	NC	06/05/17	80	1	Suburban	Large	9-12
Sacramento	Twin Rivers Unified	Smythe Academy	Rehab	06/05/17	79.5	1	Suburban	Large	7-8
Sacramento	Twin Rivers Unified	Smythe Academy	NC	06/05/17	79.5	1	Suburban	Large	7-8
Sacramento	Twin Rivers Unified	Westside Preparatory Academy	Rehab	06/05/17	76	1	Suburban	Large	7-8
Sacramento	Twin Rivers Unified	Westside Preparatory Academy	NC	06/05/17	76	1	Suburban	Large	7-8
San Benito	Hollister Elementary	Navigator Schools - Hollister Preparatory	Rehab	06/05/17	112	2	Suburban	Large	7-8
San Benito	Hollister Elementary	Navigator Schools - Hollister Preparatory	NC	06/05/17	112	2	Suburban	Large	7-8
San Diego	Chula Vista Elementary	Arroyo Vista Charter	NC	06/05/17	48	4	Suburban	Large	7-8
San Diego	Chula Vista Elementary	Chula Vista Learning Community	Rehab	06/05/17	104	4	Suburban	Large	9-12
San Diego	Chula Vista Elementary	Chula Vista Learning Community	NC	06/05/17	104	4	Suburban	Large	9-12
San Diego	Chula Vista Elementary	Discovery Charter	Rehab	06/05/17	76	4	Suburban	Large	7-8
San Diego	Chula Vista Elementary	Discovery Charter	NC	06/05/17	76	4	Suburban	Large	7-8
San Diego	Chula Vista Elementary	Feaster Charter	NC	06/05/17	104	4	Suburban	Large	7-8
San Diego	Chula Vista Elementary	Feaster Charter	Rehab	06/05/17	104	4	Suburban	Large	7-8
San Diego	Chula Vista Elementary	Mueller Charter	Rehab	06/05/17	104	4	Suburban	Large	9-12
San Diego	Chula Vista Elementary	Mueller Charter	NC	06/05/17	104	4	Suburban	Large	9-12
San Diego	Grossmont Union High	Liberty Charter High	NC	06/05/17	78.5	4	Suburban	Large	9-12

If additional bond authority becomes available, applications on this list will require a complete review by OPSC and CSFA to be eligible for funding.

ATTACHMENT C

Remaining Unfunded CSFP Applications
Listed in Alphabetical Order by County

INFORMATIONAL ITEM ONLY

County	District	Charter School	Project Type	Application Received Date	Preference Points	Region	Urban, Rural, Suburban	Large, Medium, Small	Grade Level
San Diego	San Diego Unified	Health Sciences High and Middle College	NC	05/18/17	80	4	Urban	Large	9-12
San Diego	San Diego Unified	Innovations Academy	NC	05/18/17	68	4	Urban	Large	7-8
San Diego	San Diego Unified	Museum School	NC	05/18/17	80	4	Urban	Medium	7-8
San Diego	South Bay Union	Nestor Charter	Rehab	06/05/17	72	4	Urban	Large	7-8
San Joaquin	New Jerusalem Elementary	Delta Charter School	NC	06/05/17	72	1	Rural	Large	9-12
San Joaquin	Stockton Unified	Aspire Public School - Aspire APEX Academy	NC	06/01/17	78.5	1	Urban	Medium	K-6
San Joaquin	Tracy Unified	Tracy Learning Center - Discovery Charter	Rehab	06/05/17	112	1	Suburban	Large	7-8
San Joaquin	Tracy Unified	Tracy Learning Center - Primary Charter	Rehab	06/05/17	112	1	Suburban	Large	K-6
San Mateo	San Carlos Elementary	Charter Learning Center	Rehab	06/02/17	102.4	2	Suburban	Large	7-8
San Mateo	San Carlos Elementary	Charter Learning Center	NC	06/02/17	102.4	2	Suburban	Large	7-8
Santa Clara	East Side Union High	Alpha Public Schools - Cindy Avitia High	NC	06/05/17	77.5	2	Urban	Medium	9-12
Santa Clara	Gilroy Unified	Navigator Schools - Gilroy Preparatory	NC	06/05/17	77	2	Suburban	Large	7-8
Shasta	Enterprise Elementary	Pace Academy	Rehab	06/05/17	80	1	Urban	Small	9-12
Shasta	Enterprise Elementary	Pace Academy	NC	06/05/17	80	1	Urban	Small	9-12
Solano	Vallejo Unified	MIT Academy Middle School	Rehab	05/22/17	116.5	1	Urban	Large	7-8
Solano	Vallejo Unified	MIT Academy Middle School	NC	05/22/17	116.5	1	Urban	Large	7-8
Sonoma	Old Adobe Union	Loma Vista Immersion Academy	NC	06/05/17	80	1	Suburban	Medium	7-8
Sonoma	Petaluma City Elementary	Live Oak Charter	NC	06/05/17	80	1	Suburban	Medium	7-8
Sonoma	Sebastopol Union	Sebastopol Independent Charter	NC	06/05/17	60	1	Suburban	Medium	7-8
Sonoma	Twin Hills Union	Twin Hills Charter Middle School	Rehab	05/26/17	60	1	Suburban	Medium	7-8
Sonoma	Windsor Unified	Cali Calmecac Language Academy	NC	05/25/17	61.6	1	Suburban	Large	7-8
Sonoma	Windsor Unified	Cali Calmecac Language Academy	Rehab	05/25/17	61.6	1	Suburban	Large	7-8
Ventura	Ventura Unified	Ventura Charter School	NC	05/26/17	76.5	3	Urban	Large	7-8
Yolo	Washington Unified	Washington Middle College High School	Rehab	06/05/17	78.5	1	Suburban	Small	9-12

If additional bond authority becomes available, applications on this list will require a complete review by OPSC and CSFA to be eligible for funding.

SCHOOL DISTRICT DATA

Application No	54/61259-12-005	County	Alameda
School District	Oakland Unified	Charter School	Yu Ming Charter
		School Name	Yu Ming Charter

PROJECT DATA

Type of Project:	Middle School
Pupils Assigned	K-6:
	7-8:
	9-12:
	Non-Severe:
	Severe:
Non-Toilet sq. ft.:	8,750
Toilet sq. ft.:	300
Application Filing Basis:	Charter
Number of Classrooms:	6
Master Plan Acres:	
Existing Acres:	1.57
Proposed Acres:	
Recommended Acres:	10.10

PRELIMINARY GRANT DATA

Charter School Base Grant	\$ 1,743,900.00
Subtotal	1,743,900.00
Inflator Factor	115,430.00
Total State Project Share (50%)	1,859,330.00
CSFA Lease-Payment Amount	1,859,330.00
Charter School Cash Contribution	0.00
Total Project Cost	\$ 3,718,660.00

PROJECT FINANCING

<u>State Share</u>	
This Project	\$ 1,859,330.00
<u>Charter School Share</u>	
CSFA Lease Amount	1,859,330.00
Cash Contribution	
Total Project Cost	\$ 3,718,660.00

HISTORY OF PROJECT COST AND APPORTIONMENT

	Fund Code	Proposition	Authorized This Action	Unfunded Preliminary Apportionment
<u>State Share</u>				
Charter School Grant	951-540	51	\$ 1,859,330.00	\$ 1,859,330.00
<u>Charter School Share</u>				
CSFA Lease Amount	951-544	51	1,859,330.00	1,859,330.00
Cash Contribution				
Total Project Cost			\$ 3,718,660.00	\$ 3,718,660.00

Funding Source: Proposition 51 Bonds/2016-Nov.

The Applicant shall ensure that it is in compliance with all applicable laws, regulations and certifications it made on the program forms.

Based on the Board's action on June 5, 2017, this project is subject to the Grant Agreement submittal pursuant to School Facility Program Regulation Section 1859.90.4.

The Applicant is responsible for ensuring that the project is compliant with Prevailing Wage Monitoring and/or Labor Compliance Program requirements at the time construction contracts are executed and/or construction commenced.

The above Charter School Grant is a maximum reservation of funding for each of the construction and site acquisition amounts (50 percent State share amount) and is not intended to reflect the actual project costs at the time the project is converted to a Final Charter School Apportionment (FCSA). The FCSA shall be based on SAB regulation allowances established at the time the project is converted and shall not exceed the maximum amounts in each category.

The Charter School Base Grant was capped at the new construction capacity of the project as required by School Facility Program Regulation Section 1859.163.5.

The Urban Security grant was removed and the Inflator Factor was reduced from \$226,707 to \$115,430 as requested by the Applicant for purposes of financial soundness.

SCHOOL DISTRICT DATA

Application No	54/61259-12-006	County	Alameda
School District	Oakland Unified	Charter School	Yu Ming Charter
		School Name	Yu Ming Charter

PROJECT DATA

Type of Project:	Middle School
Pupils Assigned	
K-6:	
7-8:	162
9-12:	
Non-Severe:	13
Severe:	
Non-Toilet sq. ft.:	
Toilet sq. ft.:	

PRELIMINARY GRANT DATA

Charter School Base Grant	\$	1,890,670.00
Subtotal		1,890,670.00
Total State Project Share (50%)		1,890,670.00
CSFA Lease-Payment Amount		1,890,670.00
Charter School Cash Contribution		0.00
Total Project Cost	\$	<u><u>3,781,340.00</u></u>

Application Filing Basis:	Charter
Number of Classrooms:	7
Master Plan Acres:	
Existing Acres:	1.57
Proposed Acres:	
Recommended Acres:	10.10

PROJECT FINANCING

<u>State Share</u>	
This Project	\$ 1,890,670.00
<u>Charter School Share</u>	
CSFA Lease Amount	1,890,670.00
Cash Contribution	
Total Project Cost	\$ <u><u>3,781,340.00</u></u>

HISTORY OF PROJECT COST AND APPORTIONMENT

	Fund Code	Proposition	Authorized This Action	Unfunded Preliminary Apportionment
<u>State Share</u>				
Charter School Grant	951-540	51	\$ 1,890,670.00	\$ 1,890,670.00
<u>Charter School Share</u>				
CSFA Lease Amount	951-544	51	1,890,670.00	1,890,670.00
Cash Contribution				
Total Project Cost			\$ <u><u>3,781,340.00</u></u>	\$ <u><u>3,781,340.00</u></u>

Funding Source: Proposition 51 Bonds/2016-Nov.

The Applicant shall ensure that it is in compliance with all applicable laws, regulations and certifications it made on the program forms.

Based on the Board's action on June 5, 2017, this project is subject to the Grant Agreement submittal pursuant to School Facility Program Regulation Section 1859.90.4.

The Applicant is responsible for ensuring that the project is compliant with Prevailing Wage Monitoring and/or Labor Compliance Program requirements at the time construction contracts are executed and/or construction commenced.

The above Charter School Grant is a maximum reservation of funding for each of the construction and site acquisition amounts (50 percent State share amount) and is not intended to reflect the actual project costs at the time the project is converted to a Final Charter School Apportionment (FCSA). The FCSA shall be based on SAB regulation allowances established at the time the project is converted and shall not exceed the maximum amounts in each category.

The Inflation Factor and Multilevel Construction, Site Acquisition, Site Development, General Site and Urban Security grants were removed and the Charter School Base Grant was reduced from \$2,277,978 to \$1,890,670 as requested by the Applicant for purposes of financial soundness.

SCHOOL DISTRICT DATA

Application No	54/69583-00-002	County	Santa Clara
School District	Morgan Hill Unified	Charter School	Charter School of Morgan Hill
		School Name	Charter School of Morgan Hill

PROJECT DATA

Type of Project:	Middle School
Pupils Assigned	K-6:
	7-8:
	9-12:
	Non-Severe:
	Severe:
Non-Toilet sq. ft.:	30,526
Toilet sq. ft.:	900

PRELIMINARY GRANT DATA

Charter School Base Grant	\$	6,105,940.00
Subtotal		6,105,940.00
Inflator Factor		793,772.00
Total State Project Share (50%)		6,899,712.00
CSFA Lease-Payment Amount		6,899,712.00
Charter School Cash Contribution		0.00
Total Project Cost	\$	<u>13,799,424.00</u>

Application Filing Basis:	Charter
Number of Classrooms:	22
Master Plan Acres:	
Existing Acres:	11.20
Proposed Acres:	
Recommended Acres:	14.00

PROJECT FINANCING

State Share	
This Project	\$ 6,899,712.00
Charter School Share	
CSFA Lease Amount	6,899,712.00
Cash Contribution	
Total Project Cost	<u>\$ 13,799,424.00</u>

HISTORY OF PROJECT COST AND APPORTIONMENT

	Fund Code	Proposition	Authorized This Action	Unfunded Preliminary Apportionment
State Share				
Charter School Grant	951-540	51	\$ 6,899,712.00	\$ 6,899,712.00
Charter School Share				
CSFA Lease Amount	951-544	51	6,899,712.00	6,899,712.00
Cash Contribution				
Total Project Cost			<u>\$ 13,799,424.00</u>	<u>\$ 13,799,424.00</u>

Funding Source: Proposition 51 Bonds/2016-Nov.

The Applicant shall ensure that it is in compliance with all applicable laws, regulations and certifications it made on the program forms.

Based on the Board's action on June 5, 2017, this project is subject to the Grant Agreement submittal pursuant to School Facility Program Regulation Section 1859.90.4.

The Applicant is responsible for ensuring that the project is compliant with Prevailing Wage Monitoring and/or Labor Compliance Program requirements at the time construction contracts are executed and/or construction commenced.

The above Charter School Grant is a maximum reservation of funding for each of the construction and site acquisition amounts (50 percent State share amount) and is not intended to reflect the actual project costs at the time the project is converted to a Final Charter School Apportionment (FCSA). The FCSA shall be based on SAB regulation allowances established at the time the project is converted and shall not exceed the maximum amounts in each category.

SCHOOL DISTRICT DATA

Application No	54/67991-00-002	County	San Diego
School District	Cajon Valley Union	Charter School	EJE Middle Academy
		School Name	EJE Middle Academy

PROJECT DATA

Type of Project:	Middle School
Pupils Assigned	K-6:
	7-8:
	9-12:
	Non-Severe:
	Severe:
Non-Toilet sq. ft.:	14,520
Toilet sq. ft.:	595
Application Filing Basis:	Charter
Number of Classrooms:	7
Master Plan Acres:	
Existing Acres:	8.50
Proposed Acres:	
Recommended Acres:	6.70

PRELIMINARY GRANT DATA

Charter School Base Grant	\$	2,326,401.00
Subtotal		2,326,401.00
Inflator Factor		302,432.00
Total State Project Share (50%)		2,628,833.00
CSFA Lease-Payment Amount		2,628,833.00
Charter School Cash Contribution		0.00
Total Project Cost	\$	<u><u>5,257,666.00</u></u>

PROJECT FINANCING

<u>State Share</u>	
This Project	\$ 2,628,833.00
<u>Charter School Share</u>	
CSFA Lease Amount	2,628,833.00
Cash Contribution	
Total Project Cost	\$ <u><u>5,257,666.00</u></u>

HISTORY OF PROJECT COST AND APPORTIONMENT

	Fund Code	Proposition	Authorized This Action	Unfunded Preliminary Apportionment
<u>State Share</u>				
Charter School Grant	951-540	51	\$ 2,628,833.00	\$ 2,628,833.00
<u>Charter School Share</u>				
CSFA Lease Amount	951-544	51	2,628,833.00	2,628,833.00
Cash Contribution				
Total Project Cost			\$ <u><u>5,257,666.00</u></u>	\$ <u><u>5,257,666.00</u></u>

Funding Source: Proposition 51 Bonds/2016-Nov.

The Applicant shall ensure that it is in compliance with all applicable laws, regulations and certifications it made on the program forms.

Based on the Board's action on June 5, 2017, this project is subject to the Grant Agreement submittal pursuant to School Facility Program Regulation Section 1859.90.4.

The Applicant is responsible for ensuring that the project is compliant with Prevailing Wage Monitoring and/or Labor Compliance Program requirements at the time construction contracts are executed and/or construction commenced.

The above Charter School Grant is a maximum reservation of funding for each of the construction and site acquisition amounts (50 percent State share amount) and is not intended to reflect the actual project costs at the time the project is converted to a Final Charter School Apportionment (FCSA). The FCSA shall be based on SAB regulation allowances established at the time the project is converted and shall not exceed the maximum amounts in each category.

The Charter School Base Grant was capped at the new construction capacity of the project as required by School Facility Program Regulation Section 1859.163.5.

SCHOOL DISTRICT DATA

Application No	54/67991-00-003	County	San Diego
School District	Cajon Valley Union	Charter School	EJE Middle Academy
		School Name	EJE Middle Academy

PROJECT DATA

Type of Project:	Middle School
Pupils Assigned	
K-6:	
7-8:	108
9-12:	
Non-Severe:	
Severe:	
Non-Toilet sq. ft.:	
Toilet sq. ft.:	

PRELIMINARY GRANT DATA

Charter School Base Grant	\$	1,329,372.00
Multilevel Construction	4 CRS	159,525.00
Site Development		52,500.00
Subtotal		1,541,397.00
Inflator Factor		200,382.00
Total State Project Share (50%)		1,741,779.00
CSFA Lease-Payment Amount		1,741,779.00
Charter School Cash Contribution		0.00
Total Project Cost	\$	3,483,558.00

Application Filing Basis:	Charter
Number of Classrooms:	4
Master Plan Acres:	
Existing Acres:	8.50
Proposed Acres:	
Recommended Acres:	6.70

PROJECT FINANCING

<u>State Share</u>	
This Project	\$ 1,741,779.00
<u>Charter School Share</u>	
CSFA Lease Amount	1,741,779.00
Cash Contribution	
Total Project Cost	\$ 3,483,558.00

HISTORY OF PROJECT COST AND APPORTIONMENT

	Fund Code	Proposition	Authorized This Action	Unfunded Preliminary Apportionment
<u>State Share</u>				
Charter School Grant	951-540	51	\$ 1,741,779.00	\$ 1,741,779.00
<u>Charter School Share</u>				
CSFA Lease Amount	951-544	51	1,741,779.00	1,741,779.00
Cash Contribution				
Total Project Cost			\$ 3,483,558.00	\$ 3,483,558.00

Funding Source: Proposition 51 Bonds/2016-Nov.

The Applicant shall ensure that it is in compliance with all applicable laws, regulations and certifications it made on the program forms.

Based on the Board's action on June 5, 2017, this project is subject to the Grant Agreement submittal pursuant to School Facility Program Regulation Section 1859.90.4.

The Applicant is responsible for ensuring that the project is compliant with Prevailing Wage Monitoring and/or Labor Compliance Program requirements at the time construction contracts are executed and/or construction commenced.

The above Charter School Grant is a maximum reservation of funding for each of the construction and site acquisition amounts (50 percent State share amount) and is not intended to reflect the actual project costs at the time the project is converted to a Final Charter School Apportionment (FCSA). The FCSA shall be based on SAB regulation allowances established at the time the project is converted and shall not exceed the maximum amounts in each category.

SCHOOL DISTRICT DATA

Application No	54/61259-00-011	County	Alameda
School District	Oakland Unified	Charter School	Aspire Public Schools
		School Name	Aspire Berkely Maynard Academy

PROJECT DATA

Type of Project:	Middle School
Pupils Assigned	K-6:
	7-8:
	9-12:
	Non-Severe:
	Severe:
Non-Toilet sq. ft.:	50,175
Toilet sq. ft.:	1,878
Application Filing Basis:	Charter
Number of Classrooms:	24
Master Plan Acres:	
Existing Acres:	3.12
Proposed Acres:	
Recommended Acres:	14.00

PRELIMINARY GRANT DATA

Charter School Base Grant	\$ 7,080,489.00
Urban/Security/Impacted Site	1,950,965.00
Subtotal	9,031,454.00
Inflator Factor	1,174,089.00
Total State Project Share (50%)	10,205,543.00
CSFA Lease-Payment Amount	10,205,543.00
Charter School Cash Contribution	0.00
Total Project Cost	\$ 20,411,086.00

PROJECT FINANCING

<u>State Share</u>	
This Project	\$ 10,205,543.00
<u>Charter School Share</u>	
CSFA Lease Amount	10,205,543.00
Cash Contribution	
Total Project Cost	\$ 20,411,086.00

HISTORY OF PROJECT COST AND APPORTIONMENT

	Fund Code	Proposition	Authorized This Action	Unfunded Preliminary Apportionment
<u>State Share</u>				
Charter School Grant	951-540	51	\$ 10,205,543.00	\$ 10,205,543.00
<u>Charter School Share</u>				
CSFA Lease Amount	951-544	51	10,205,543.00	10,205,543.00
Cash Contribution				
Total Project Cost			\$ 20,411,086.00	\$ 20,411,086.00

Funding Source: Proposition 51 Bonds/2016-Nov.

The Applicant shall ensure that it is in compliance with all applicable laws, regulations and certifications it made on the program forms.

Based on the Board's action on June 5, 2017, this project is subject to the Grant Agreement submittal pursuant to School Facility Program Regulation Section 1859.90.4.

The Applicant is responsible for ensuring that the project is compliant with Prevailing Wage Monitoring and/or Labor Compliance Program requirements at the time construction contracts are executed and/or construction commenced.

The above Charter School Grant is a maximum reservation of funding for each of the construction and site acquisition amounts (50 percent State share amount) and is not intended to reflect the actual project costs at the time the project is converted to a Final Charter School Apportionment (FCSA). The FCSA shall be based on SAB regulation allowances established at the time the project is converted and shall not exceed the maximum amounts in each category.

The Charter School Base Grant was capped at the new construction capacity of the project as required by School Facility Program Regulation Section 1859.163.5.

SCHOOL DISTRICT DATA

Application No	54/69427-00-005	County	Santa Clara
School District	East Side Union High	Charter School	Luis Valdez Leadership Academy
		School Name	Luis Valdez Leadership Academy

PROJECT DATA

Type of Project:	High School
Pupils Assigned	
K-6:	
7-8:	
9-12:	459
Non-Severe:	
Severe:	
Non-Toilet sq. ft.:	
Toilet sq. ft.:	

PRELIMINARY GRANT DATA

Charter School Base Grant	\$	7,170,498.00
Multilevel Construction 17 CRS		860,460.00
Site Development		93,100.00
Urban/Security/Impacted Site		5,615,489.00
Subtotal		13,739,547.00
Inflator Factor		1,786,141.00
Total State Project Share (50%)		15,525,688.00
CSFA Lease-Payment Amount		15,525,688.00
Charter School Cash Contribution		0.00
Total Project Cost	\$	31,051,376.00

Application Filing Basis:	Charter
Number of Classrooms:	17
Master Plan Acres:	
Existing Acres:	1.33
Proposed Acres:	
Recommended Acres:	23.20

PROJECT FINANCING

State Share	
This Project	\$ 15,525,688.00
Charter School Share	
CSFA Lease Amount	15,525,688.00
Cash Contribution	
Total Project Cost	\$ 31,051,376.00

HISTORY OF PROJECT COST AND APPORTIONMENT

	Fund Code	Proposition	Authorized This Action	Unfunded Preliminary Apportionment
State Share				
Charter School Grant	951-540	51	\$ 15,525,688.00	\$ 15,525,688.00
Charter School Share				
CSFA Lease Amount	951-544	51	15,525,688.00	15,525,688.00
Cash Contribution				
Total Project Cost			\$ 31,051,376.00	\$ 31,051,376.00

Funding Source: Proposition 51 Bonds/2016-Nov.

The Applicant shall ensure that it is in compliance with all applicable laws, regulations and certifications it made on the program forms.

Based on the Board's action on June 5, 2017, this project is subject to the Grant Agreement submittal pursuant to School Facility Program Regulation Section 1859.90.4.

The Applicant is responsible for ensuring that the project is compliant with Prevailing Wage Monitoring and/or Labor Compliance Program requirements at the time construction contracts are executed and/or construction commenced.

The above Charter School Grant is a maximum reservation of funding for each of the construction and site acquisition amounts (50 percent State share amount) and is not intended to reflect the actual project costs at the time the project is converted to a Final Charter School Apportionment (FCSA). The FCSA shall be based on SAB regulation allowances established at the time the project is converted and shall not exceed the maximum amounts in each category.

SCHOOL DISTRICT DATA

Application No	54/69427-00-006	County	Santa Clara
School District	East Side Union High	Charter School	Luis Valdez Leadership Academy
		School Name	Luis Valdez Leadership Academy

PROJECT DATA

Type of Project:	High School
Pupils Assigned	K-6:
	7-8:
	9-12:
	Non-Severe:
	Severe:
Non-Toilet sq. ft.:	960
Toilet sq. ft.:	
Application Filing Basis:	Charter
Number of Classrooms:	1
Master Plan Acres:	
Existing Acres:	1.33
Proposed Acres:	
Recommended Acres:	23.20

PRELIMINARY GRANT DATA

Charter School Base Grant	\$ 182,400.00
Urban/Security/Impacted Site	60,341.00
Subtotal	242,741.00
Inflator Factor	31,556.00
Total State Project Share (50%)	274,297.00
CSFA Lease-Payment Amount	274,297.00
Charter School Cash Contribution	0.00
Total Project Cost	\$ 548,594.00

PROJECT FINANCING

<u>State Share</u>	
This Project	\$ 274,297.00
<u>Charter School Share</u>	
CSFA Lease Amount	274,297.00
Cash Contribution	
Total Project Cost	\$ 548,594.00

HISTORY OF PROJECT COST AND APPORTIONMENT

	Fund Code	Proposition	Authorized This Action	Unfunded Preliminary Apportionment
<u>State Share</u>				
Charter School Grant	951-540	51	\$ 274,297.00	\$ 274,297.00
<u>Charter School Share</u>				
CSFA Lease Amount	951-544	51	274,297.00	274,297.00
Cash Contribution				
Total Project Cost			\$ 548,594.00	\$ 548,594.00

Funding Source: Proposition 51 Bonds/2016-Nov.

The Applicant shall ensure that it is in compliance with all applicable laws, regulations and certifications it made on the program forms.

Based on the Board's action on June 5, 2017, this project is subject to the Grant Agreement submittal pursuant to School Facility Program Regulation Section 1859.90.4.

The Applicant is responsible for ensuring that the project is compliant with Prevailing Wage Monitoring and/or Labor Compliance Program requirements at the time construction contracts are executed and/or construction commenced.

The above Charter School Grant is a maximum reservation of funding for each of the construction and site acquisition amounts (50 percent State share amount) and is not intended to reflect the actual project costs at the time the project is converted to a Final Charter School Apportionment (FCSA). The FCSA shall be based on SAB regulation allowances established at the time the project is converted and shall not exceed the maximum amounts in each category.

SCHOOL DISTRICT DATA

Application No	54/64733-00-101	County	Los Angeles
School District	Los Angeles Unified	Charter School	Rise Kohyang High
		School Name	Rise Kohyang High

PROJECT DATA

Type of Project:	High School		
Pupils Assigned	K-6:		
	7-8:		
	9-12:	600	
	Non-Severe:		
	Severe:		
	Non-Toilet sq. ft.:		
	Toilet sq. ft.:		

PRELIMINARY GRANT DATA

Charter School Base Grant	\$	9,373,200.00
Multilevel Construction 23 CRS		1,124,784.00
Site Development		210,000.00
General Site		450,155.00
Urban/Security/Impacted Site		2,834,959.00
Site Acquisition		9,973,579.00
Subtotal		<u>23,966,677.00</u>
Total State Project Share (50%)		23,966,677.00
CSFA Lease-Payment Amount		23,966,677.00
Charter School Cash Contribution		0.00
Total Project Cost	\$	<u><u>47,933,354.00</u></u>

Application Filing Basis:	Charter
Number of Classrooms:	23
Master Plan Acres:	
Existing Acres:	
Proposed Acres:	3.00
Recommended Acres:	23.20

PROJECT FINANCING

State Share	
This Project	\$ 23,966,677.00
Charter School Share	
CSFA Lease Amount	23,966,677.00
Cash Contribution	
Total Project Cost	\$ <u>47,933,354.00</u>

HISTORY OF PROJECT COST AND APPORTIONMENT

	Fund Code	Proposition	Authorized This Action	Unfunded Preliminary Apportionment
State Share				
Charter School Grant	951-540	51	\$ 23,966,677.00	\$ 23,966,677.00
Charter School Share				
CSFA Lease Amount	951-544	51	23,966,677.00	23,966,677.00
Cash Contribution				
Total Project Cost			\$ <u>47,933,354.00</u>	\$ <u>47,933,354.00</u>

Funding Source: Proposition 51 Bonds/2016-Nov.

The Applicant shall ensure that it is in compliance with all applicable laws, regulations and certifications it made on the program forms.

Based on the Board's action on June 5, 2017, this project is subject to the Grant Agreement submittal pursuant to School Facility Program Regulation Section 1859.90.4.

The Applicant is responsible for ensuring that the project is compliant with Prevailing Wage Monitoring and/or Labor Compliance Program requirements at the time construction contracts are executed and/or construction commenced.

The above Charter School Grant is a maximum reservation of funding for each of the construction and site acquisition amounts (50 percent State share amount) and is not intended to reflect the actual project costs at the time the project is converted to a Final Charter School Apportionment (FCSA). The FCSA shall be based on SAB regulation allowances established at the time the project is converted and shall not exceed the maximum amounts in each category.

The Inflation Factor was removed and the Urban/Security/Impacted Site grant was reduced from \$6,553,610 to \$2,834,959 as requested by the Applicant for purposes of financial soundness.

SCHOOL DISTRICT DATA

Application No	54/67991-00-001	County	San Diego
School District	Cajon Valley Union	Charter School	EJE Elementary Academy
		School Name	EJE Elementary Academy

PROJECT DATA

Type of Project:	Elementary School
Pupils Assigned	K-6:
	7-8:
	9-12:
	Non-Severe:
	Severe:
Non-Toilet sq. ft.:	23,579
Toilet sq. ft.:	1,722
Application Filing Basis:	Charter
Number of Classrooms:	21
Master Plan Acres:	
Existing Acres:	8.50
Proposed Acres:	
Recommended Acres:	10.20

PRELIMINARY GRANT DATA

Charter School Base Grant	\$ 4,868,278.00
Subtotal	4,868,278.00
Total State Project Share (50%)	4,868,278.00
CSFA Lease-Payment Amount	4,868,278.00
Charter School Cash Contribution	0.00
Total Project Cost	\$ 9,736,556.00

PROJECT FINANCING

<u>State Share</u>	
This Project	\$ 4,868,278.00
<u>Charter School Share</u>	
CSFA Lease Amount	4,868,278.00
Cash Contribution	
Total Project Cost	\$ 9,736,556.00

HISTORY OF PROJECT COST AND APPORTIONMENT

	Fund Code	Proposition	Authorized This Action	Unfunded Preliminary Apportionment
<u>State Share</u>				
Charter School Grant	951-540	51	\$ 4,868,278.00	\$ 4,868,278.00
<u>Charter School Share</u>				
CSFA Lease Amount	951-544	51	4,868,278.00	4,868,278.00
Cash Contribution				
Total Project Cost			\$ 9,736,556.00	\$ 9,736,556.00

Funding Source: Proposition 51 Bonds/2016-Nov.

The Applicant shall ensure that it is in compliance with all applicable laws, regulations and certifications it made on the program forms.

Based on the Board's action on June 5, 2017, this project is subject to the Grant Agreement submittal pursuant to School Facility Program Regulation Section 1859.90.4.

The Applicant is responsible for ensuring that the project is compliant with Prevailing Wage Monitoring and/or Labor Compliance Program requirements at the time construction contracts are executed and/or construction commenced.

The above Charter School Grant is a maximum reservation of funding for each of the construction and site acquisition amounts (50 percent State share amount) and is not intended to reflect the actual project costs at the time the project is converted to a Final Charter School Apportionment (FCSA). The FCSA shall be based on SAB regulation allowances established at the time the project is converted and shall not exceed the maximum amounts in each category.

The Inflation Factor was removed and the Charter School Base Grant was reduced from \$5,065,490 to \$4,868,278 as requested by the Applicant for purposes of financial soundness.

SCHOOL DISTRICT DATA

Application No	54/61259-00-010	County	Alameda
School District	Oakland Unified	Charter School	KIPP
		School Name	KIPP Bridge Academy

PROJECT DATA

Type of Project: Middle School

Pupils Assigned

K-6:	
7-8:	
9-12:	
Non-Severe:	
Severe:	

Non-Toilet sq. ft.: 51,302
Toilet sq. ft.: 2,020

PRELIMINARY GRANT DATA

Charter School Base Grant	\$ 7,807,058.00
Urban/Security/Impacted Site	2,249,955.00
Subtotal	10,057,013.00
Inflator Factor	1,307,412.00
Total State Project Share (50%)	11,364,425.00
CSFA Lease-Payment Amount	11,364,425.00
Charter School Cash Contribution	0.00
Total Project Cost	\$ 22,728,850.00

Application Filing Basis: Charter

Number of Classrooms: 26

Master Plan Acres:

Existing Acres: 2.70

Proposed Acres:

Recommended Acres: 14.60

PROJECT FINANCING

State Share	
This Project	\$ 11,364,425.00
Charter School Share	
CSFA Lease Amount	11,364,425.00
Cash Contribution	
Total Project Cost	\$ 22,728,850.00

HISTORY OF PROJECT COST AND APPORTIONMENT

	Fund Code	Proposition	Authorized This Action	Unfunded Preliminary Apportionment
State Share				
Charter School Grant	951-540	51	\$ 11,364,425.00	\$ 11,364,425.00
Charter School Share				
CSFA Lease Amount	951-544	51	11,364,425.00	11,364,425.00
Cash Contribution				
Total Project Cost			\$ 22,728,850.00	\$ 22,728,850.00

Funding Source: Proposition 51 Bonds/2016-Nov.

The Applicant shall ensure that it is in compliance with all applicable laws, regulations and certifications it made on the program forms.

Based on the Board's action on June 5, 2017, this project is subject to the Grant Agreement submittal pursuant to School Facility Program Regulation Section 1859.90.4.

The Applicant is responsible for ensuring that the project is compliant with Prevailing Wage Monitoring and/or Labor Compliance Program requirements at the time construction contracts are executed and/or construction commenced.

The above Charter School Grant is a maximum reservation of funding for each of the construction and site acquisition amounts (50 percent State share amount) and is not intended to reflect the actual project costs at the time the project is converted to a Final Charter School Apportionment (FCSA). The FCSA shall be based on SAB regulation allowances established at the time the project is converted and shall not exceed the maximum amounts in each category.

The Charter School Base Grant was capped at the new construction capacity of the project as required by School Facility Program Regulation Section 1859.163.5.

SCHOOL DISTRICT DATA

Application No	54/68338-00-008	County	San Diego
School District	San Diego Unified	Charter School	The O'Farrell Community School
		School Name	The O'Farrell Community School

PROJECT DATA

Type of Project:	Middle School
Pupils Assigned	K-6:
	7-8:
	9-12:
	Non-Severe:
	Severe:
Non-Toilet sq. ft.:	104,035
Toilet sq. ft.:	3,247
Application Filing Basis:	District
Number of Classrooms:	47
Master Plan Acres:	
Existing Acres:	27.32
Proposed Acres:	
Recommended Acres:	46.00

PRELIMINARY GRANT DATA

Charter School Base Grant	\$ 14,452,717.00
Urban/Security/Impacted Site	2,196,784.00
Subtotal	16,649,501.00
Inflator Factor	2,164,435.00
Total State Project Share (50%)	18,813,936.00
Off-Set for 57/68338-00-076	-1,973,904.00
Adjusted Total State Project Share (50%)	16,840,032.00
CSFA Lease-Payment Amount	0.00
Charter School Cash Contribution	16,840,032.00
Total Project Cost	\$ 33,680,064.00

PROJECT FINANCING

<u>State Share</u>	
This Project	\$ 16,840,032.00
<u>Charter School Share</u>	
CSFA Lease Amount	
Cash Contribution	16,840,032.00
Total Project Cost	\$ 33,680,064.00

HISTORY OF PROJECT COST AND APPORTIONMENT

	Fund Code	Proposition	Authorized This Action	Unfunded Preliminary Apportionment
<u>State Share</u>				
Charter School Grant	951-540	51	\$ 16,840,032.00	\$ 16,840,032.00
<u>Charter School Share</u>				
CSFA Lease Amount				
Cash Contribution			16,840,032.00	
Total Project Cost			\$ 33,680,064.00	\$ 16,840,032.00

Funding Source: Proposition 51 Bonds/2016-Nov.

The Applicant shall ensure that it is in compliance with all applicable laws, regulations and certifications it made on the program forms.

Based on the Board's action on June 5, 2017, this project is subject to the Grant Agreement submittal pursuant to School Facility Program Regulation Section 1859.90.4.

The Applicant is responsible for ensuring that the project is compliant with Prevailing Wage Monitoring and/or Labor Compliance Program requirements at the time construction contracts are executed and/or construction commenced.

The above Charter School Grant is a maximum reservation of funding for each of the construction and site acquisition amounts (50 percent State share amount) and is not intended to reflect the actual project costs at the time the project is converted to a Final Charter School Apportionment (FCSA). The FCSA shall be based on SAB regulation allowances established at the time the project is converted and shall not exceed the maximum amounts in each category.

The Charter School Base Grant was capped at the new construction capacity of the project as required by School Facility Program Regulation Section 1859.163.5.

SCHOOL DISTRICT DATA

Application No	54/67447-00-006	County	Sacramento
School District	San Juan Unified	Charter School	California Montessori Project-San Juan Campus (American River)
		School Name	California Montessori Project-San Juan Campus (American River)

PROJECT DATA

Type of Project: Middle School

Pupils Assigned

K-6:	
7-8:	
9-12:	
Non-Severe:	
Severe:	

Non-Toilet sq. ft.: 27,640
Toilet sq. ft.: 1,043

Application Filing Basis: Charter

Number of Classrooms: 20

Master Plan Acres:

Existing Acres: 9.26

Proposed Acres:

Recommended Acres: 10.10

PRELIMINARY GRANT DATA

Charter School Base Grant	\$	5,606,220.00
Subtotal		5,606,220.00
Inflator Factor		728,809.00
Total State Project Share (50%)		6,335,029.00
CSFA Lease-Payment Amount		0.00
Charter School Cash Contribution		6,335,029.00
Total Project Cost	\$	<u>12,670,058.00</u>

PROJECT FINANCING

State Share

This Project \$ 6,335,029.00

Charter School Share

CSFA Lease Amount

Cash Contribution 6,335,029.00

Total Project Cost \$ 12,670,058.00

HISTORY OF PROJECT COST AND APPORTIONMENT

	Fund Code	Proposition	Authorized This Action	Unfunded Preliminary Apportionment
<u>State Share</u>				
Charter School Grant	951-540	51	\$ 6,335,029.00	\$ 6,335,029.00
<u>Charter School Share</u>				
CSFA Lease Amount			<u>6,335,029.00</u>	
Cash Contribution				
Total Project Cost			<u>\$ 12,670,058.00</u>	<u>\$ 6,335,029.00</u>

Funding Source: Proposition 51 Bonds/2016-Nov.

The Applicant shall ensure that it is in compliance with all applicable laws, regulations and certifications it made on the program forms.

Based on the Board's action on June 5, 2017, this project is subject to the Grant Agreement submittal pursuant to School Facility Program Regulation Section 1859.90.4.

The Applicant is responsible for ensuring that the project is compliant with Prevailing Wage Monitoring and/or Labor Compliance Program requirements at the time construction contracts are executed and/or construction commenced.

The above Charter School Grant is a maximum reservation of funding for each of the construction and site acquisition amounts (50 percent State share amount) and is not intended to reflect the actual project costs at the time the project is converted to a Final Charter School Apportionment (FCSA). The FCSA shall be based on SAB regulation allowances established at the time the project is converted and shall not exceed the maximum amounts in each category.

SCHOOL DISTRICT DATA

Application No	54/61259-13-003	County	Alameda
School District	Oakland Unified	Charter School	Education for Change
		School Name	Lazear Charter Academy

PROJECT DATA

Type of Project:	Middle School
Pupils Assigned	K-6:
	7-8:
	9-12:
	Non-Severe:
	Severe:
Non-Toilet sq. ft.:	3,794
Toilet sq. ft.:	56
Application Filing Basis:	Charter
Number of Classrooms:	4
Master Plan Acres:	
Existing Acres:	2.80
Proposed Acres:	
Recommended Acres:	14.00

PRELIMINARY GRANT DATA

Charter School Base Grant	\$	739,900.00
Two-Stop Elevator		98,056.00
Urban/Security/Impacted Site		217,921.00
Small Size		29,596.00
Subtotal		1,085,473.00
Inflator Factor		141,111.00
Total State Project Share (50%)		1,226,584.00
CSFA Lease-Payment Amount		1,226,584.00
Charter School Cash Contribution		0.00
Total Project Cost	\$	2,453,168.00

PROJECT FINANCING

<u>State Share</u>	
This Project	\$ 1,226,584.00
<u>Charter School Share</u>	
CSFA Lease Amount	1,226,584.00
Cash Contribution	
Total Project Cost	\$ 2,453,168.00

HISTORY OF PROJECT COST AND APPORTIONMENT

	Fund Code	Proposition	Authorized This Action	Unfunded Preliminary Apportionment
<u>State Share</u>				
Charter School Grant	951-540	51	\$ 1,226,584.00	\$ 1,226,584.00
<u>Charter School Share</u>				
CSFA Lease Amount	951-544	51	1,226,584.00	1,226,584.00
Cash Contribution				
Total Project Cost			\$ 2,453,168.00	\$ 2,453,168.00

Funding Source: Proposition 51 Bonds/2016-Nov.

The Applicant shall ensure that it is in compliance with all applicable laws, regulations and certifications it made on the program forms.

Based on the Board's action on June 5, 2017, this project is subject to the Grant Agreement submittal pursuant to School Facility Program Regulation Section 1859.90.4.

The Applicant is responsible for ensuring that the project is compliant with Prevailing Wage Monitoring and/or Labor Compliance Program requirements at the time construction contracts are executed and/or construction commenced.

The above Charter School Grant is a maximum reservation of funding for each of the construction and site acquisition amounts (50 percent State share amount) and is not intended to reflect the actual project costs at the time the project is converted to a Final Charter School Apportionment (FCSA). The FCSA shall be based on SAB regulation allowances established at the time the project is converted and shall not exceed the maximum amounts in each category.

SCHOOL DISTRICT DATA

Application No	54/61259-13-004	County	Alameda
School District	Oakland Unified	Charter School	Education for Change
		School Name	Lazear Charter Academy

PROJECT DATA

Type of Project:	Middle School
Pupils Assigned	
K-6:	25
7-8:	27
9-12:	
Non-Severe:	
Severe:	
Non-Toilet sq. ft.:	
Toilet sq. ft.:	
Application Filing Basis:	Charter
Number of Classrooms:	2
Master Plan Acres:	
Existing Acres:	2.80
Proposed Acres:	
Recommended Acres:	14.00

PRELIMINARY GRANT DATA

Charter School Base Grant	\$ 622,993.00
Multilevel Construction 2 CRS	74,759.00
Site Development	35,000.00
Urban/Security/Impacted Site	399,374.00
Small Size	24,920.00
Subtotal	1,157,046.00
Inflator Factor	150,416.00
Total State Project Share (50%)	1,307,462.00
CSFA Lease-Payment Amount	1,307,462.00
Charter School Cash Contribution	0.00
Total Project Cost	\$ 2,614,924.00

PROJECT FINANCING

<u>State Share</u>	
This Project	\$ 1,307,462.00
<u>Charter School Share</u>	
CSFA Lease Amount	1,307,462.00
Cash Contribution	
Total Project Cost	\$ 2,614,924.00

HISTORY OF PROJECT COST AND APPORTIONMENT

	Fund Code	Proposition	Authorized This Action	Unfunded Preliminary Apportionment
<u>State Share</u>				
Charter School Grant	951-540	51	\$ 1,307,462.00	\$ 1,307,462.00
<u>Charter School Share</u>				
CSFA Lease Amount	951-544	51	1,307,462.00	1,307,462.00
Cash Contribution				
Total Project Cost			\$ 2,614,924.00	\$ 2,614,924.00

Funding Source: Proposition 51 Bonds/2016-Nov.

The Applicant shall ensure that it is in compliance with all applicable laws, regulations and certifications it made on the program forms.

Based on the Board's action on June 5, 2017, this project is subject to the Grant Agreement submittal pursuant to School Facility Program Regulation Section 1859.90.4.

The Applicant is responsible for ensuring that the project is compliant with Prevailing Wage Monitoring and/or Labor Compliance Program requirements at the time construction contracts are executed and/or construction commenced.

The above Charter School Grant is a maximum reservation of funding for each of the construction and site acquisition amounts (50 percent State share amount) and is not intended to reflect the actual project costs at the time the project is converted to a Final Charter School Apportionment (FCSA). The FCSA shall be based on SAB regulation allowances established at the time the project is converted and shall not exceed the maximum amounts in each category.

SCHOOL DISTRICT DATA

Application No	54/67876-00-004	County	San Bernardino
School District	San Bernardino City Unified	Charter School	SOAR Charter Academy
		School Name	SOAR Charter Academy

PROJECT DATA

Type of Project: Elementary School

Pupils Assigned

K-6:	125
7-8:	
9-12:	

Non-Severe:

Severe:

Non-Toilet sq. ft.:

Toilet sq. ft.:

PRELIMINARY GRANT DATA

Charter School Base Grant	\$	1,453,250.00
Small Size		58,130.00
Site Development		518,700.00
Subtotal		2,030,080.00
Inflator Factor		263,910.00
Total State Project Share (50%)		2,293,990.00
CSFA Lease-Payment Amount		2,293,990.00
Charter School Cash Contribution		0.00
Total Project Cost	\$	<u>4,587,980.00</u>

Application Filing Basis: District

Number of Classrooms: 5

Master Plan Acres:

Existing Acres: 7.41

Proposed Acres:

Recommended Acres: 6.60

PROJECT FINANCING

<u>State Share</u>	
This Project	\$ 2,293,990.00
<u>Charter School Share</u>	
CSFA Lease Amount	2,293,990.00
Cash Contribution	
Total Project Cost	<u>\$ 4,587,980.00</u>

HISTORY OF PROJECT COST AND APPORTIONMENT

	Fund Code	Proposition	Authorized This Action	Unfunded Preliminary Apportionment
<u>State Share</u>				
Charter School Grant	951-540	51	\$ 2,293,990.00	\$ 2,293,990.00
<u>Charter School Share</u>				
CSFA Lease Amount	951-544	51	2,293,990.00	2,293,990.00
Cash Contribution				
Total Project Cost			<u>\$ 4,587,980.00</u>	<u>\$ 4,587,980.00</u>

Funding Source: Proposition 51 Bonds/2016-Nov.

The Applicant shall ensure that it is in compliance with all applicable laws, regulations and certifications it made on the program forms.

Based on the Board's action on June 5, 2017, this project is subject to the Grant Agreement submittal pursuant to School Facility Program Regulation Section 1859.90.4.

The Applicant is responsible for ensuring that the project is compliant with Prevailing Wage Monitoring and/or Labor Compliance Program requirements at the time construction contracts are executed and/or construction commenced.

The above Charter School Grant is a maximum reservation of funding for each of the construction and site acquisition amounts (50 percent State share amount) and is not intended to reflect the actual project costs at the time the project is converted to a Final Charter School Apportionment (FCSA). The FCSA shall be based on SAB regulation allowances established at the time the project is converted and shall not exceed the maximum amounts in each category.

SCHOOL DISTRICT DATA

Application No	54/68338-00-004	County	San Diego
School District	San Diego Unified	Charter School	San Diego Cooperative Charter
		School Name	San Diego Cooperative Charter

PROJECT DATA

Type of Project:	Middle School
Pupils Assigned	K-6:
	7-8:
	9-12:
	Non-Severe:
	Severe:
Non-Toilet sq. ft.:	24,792
Toilet sq. ft.:	1,534
Application Filing Basis:	District
Number of Classrooms:	16
Master Plan Acres:	
Existing Acres:	4.20
Proposed Acres:	
Recommended Acres:	14.00

PRELIMINARY GRANT DATA

Charter School Base Grant	\$	4,900,558.00
Urban/Security/Impacted Site		1,224,649.00
Two-Stop Elevator		98,056.00
Subtotal		6,223,263.00
Inflator Factor		809,024.00
Total State Project Share (50%)		7,032,287.00
Off-Set for 57/68338-00-140		-755,223.00
Adjusted Total State Project Share (50%)		6,277,064.00
CSFA Lease-Payment Amount		0.00
Charter School Cash Contribution		6,277,064.00
Total Project Cost	\$	<u>12,554,128.00</u>

PROJECT FINANCING

<u>State Share</u>	
This Project	\$ 6,277,064.00
<u>Charter School Share</u>	
CSFA Lease Amount	
Cash Contribution	<u>6,277,064.00</u>
Total Project Cost	<u>\$ 12,554,128.00</u>

HISTORY OF PROJECT COST AND APPORTIONMENT

	Fund Code	Proposition	Authorized This Action	Unfunded Preliminary Apportionment
<u>State Share</u>				
Charter School Grant	951-540	51	\$ 6,277,064.00	\$ 6,277,064.00
<u>Charter School Share</u>				
CSFA Lease Amount				
Cash Contribution			<u>6,277,064.00</u>	
Total Project Cost			<u>\$ 12,554,128.00</u>	<u>\$ 6,277,064.00</u>

Funding Source: Proposition 51 Bonds/2016-Nov.

The Applicant shall ensure that it is in compliance with all applicable laws, regulations and certifications it made on the program forms.

Based on the Board's action on June 5, 2017, this project is subject to the Grant Agreement submittal pursuant to School Facility Program Regulation Section 1859.90.4.

The Applicant is responsible for ensuring that the project is compliant with Prevailing Wage Monitoring and/or Labor Compliance Program requirements at the time construction contracts are executed and/or construction commenced.

The above Charter School Grant is a maximum reservation of funding for each of the construction and site acquisition amounts (50 percent State share amount) and is not intended to reflect the actual project costs at the time the project is converted to a Final Charter School Apportionment (FCSA). The FCSA shall be based on SAB regulation allowances established at the time the project is converted and shall not exceed the maximum amounts in each category.

The Charter School Base Grant was capped at the new construction capacity of the project as required by School Facility Program Regulation Section 1859.163.5.

SCHOOL DISTRICT DATA

Application No	54/67439-00-007	County	Sacramento
School District	Sacramento City Unified	Charter School	St. Hope Public School 7 Elementary
		School Name	St. Hope Public School 7 Elementary

PROJECT DATA

Type of Project:	Elementary School
Pupils Assigned	K-6:
	7-8:
	9-12:
	Non-Severe:
	Severe:
Non-Toilet sq. ft.:	22,378
Toilet sq. ft.:	1,451
Application Filing Basis:	Charter
Number of Classrooms:	16
Master Plan Acres:	
Existing Acres:	6.40
Proposed Acres:	
Recommended Acres:	12.10

PRELIMINARY GRANT DATA

Charter School Base Grant	\$	4,650,400.00
Urban/Security/Impacted Site		<u>807,509.00</u>
Subtotal		5,457,909.00
Inflator Factor		<u>152,694.00</u>
Total State Project Share (50%)		5,610,603.00
CSFA Lease-Payment Amount		5,610,603.00
Charter School Cash Contribution		<u>0.00</u>
Total Project Cost	\$	<u>11,221,206.00</u>

PROJECT FINANCING

State Share	
This Project	\$ 5,610,603.00
Charter School Share	
CSFA Lease Amount	5,610,603.00
Cash Contribution	
Total Project Cost	<u>\$ 11,221,206.00</u>

HISTORY OF PROJECT COST AND APPORTIONMENT

	Fund Code	Proposition	Authorized This Action	Unfunded Preliminary Apportionment
State Share				
Charter School Grant	951-540	51	\$ 5,610,603.00	\$ 5,610,603.00
Charter School Share				
CSFA Lease Amount	951-544	51	5,610,603.00	5,610,603.00
Cash Contribution				
Total Project Cost			<u>\$ 11,221,206.00</u>	<u>\$ 11,221,206.00</u>

Funding Source: Proposition 51 Bonds/2016-Nov.

The Applicant shall ensure that it is in compliance with all applicable laws, regulations and certifications it made on the program forms.

Based on the Board's action on June 5, 2017, this project is subject to the Grant Agreement submittal pursuant to School Facility Program Regulation Section 1859.90.4.

The Applicant is responsible for ensuring that the project is compliant with Prevailing Wage Monitoring and/or Labor Compliance Program requirements at the time construction contracts are executed and/or construction commenced.

The above Charter School Grant is a maximum reservation of funding for each of the construction and site acquisition amounts (50 percent State share amount) and is not intended to reflect the actual project costs at the time the project is converted to a Final Charter School Apportionment (FCSA). The FCSA shall be based on SAB regulation allowances established at the time the project is converted and shall not exceed the maximum amounts in each category.

The Charter School Base Grant was capped at the new construction capacity of the project as required by School Facility Program Regulation Section 1859.163.5.

The Inflator Factor was reduced from \$709,528 to \$152,694 as requested by the Applicant for purposes of financial soundness.

SCHOOL DISTRICT DATA

Application No	54/67439-00-008	County	Sacramento
School District	Sacramento City Unified	Charter School	St. Hope Public School 7 Elementary
		School Name	St. Hope Public School 7 Elementary

PROJECT DATA

Type of Project: Elementary School

Pupils Assigned

K-6:	375
7-8:	
9-12:	
Non-Severe:	
Severe:	
Non-Toilet sq. ft.:	
Toilet sq. ft.:	

Application Filing Basis: Charter

Number of Classrooms: 15

Master Plan Acres:

Existing Acres:	5.87
Proposed Acres:	0.53
Recommended Acres:	12.10

PRELIMINARY GRANT DATA

Charter School Base Grant	\$	4,359,750.00
Multilevel Construction 15 CRS		523,170.00
Site Development		448,000.00
General Site		302,954.00
Urban/Security/Impacted Site		1,014,889.00
Site Acquisition		240,312.00
Subtotal		6,889,075.00
Inflator Factor		307,505.00
Total State Project Share (50%)		7,196,580.00
CSFA Lease-Payment Amount		7,196,580.00
Charter School Cash Contribution		0.00
Total Project Cost	\$	14,393,160.00

PROJECT FINANCING

<u>State Share</u>	
This Project	\$ 7,196,580.00
<u>Charter School Share</u>	
CSFA Lease Amount	7,196,580.00
Cash Contribution	
Total Project Cost	\$ 14,393,160.00

HISTORY OF PROJECT COST AND APPORTIONMENT

	Fund Code	Proposition	Authorized This Action	Unfunded Preliminary Apportionment
<u>State Share</u>				
Charter School Grant	951-540	51	\$ 7,196,580.00	\$ 7,196,580.00
<u>Charter School Share</u>				
CSFA Lease Amount	951-544	51	7,196,580.00	7,196,580.00
Cash Contribution				
Total Project Cost			\$ 14,393,160.00	\$ 14,393,160.00

Funding Source: Proposition 51 Bonds/2016-Nov.

The Applicant shall ensure that it is in compliance with all applicable laws, regulations and certifications it made on the program forms.

Based on the Board's action on June 5, 2017, this project is subject to the Grant Agreement submittal pursuant to School Facility Program Regulation Section 1859.90.4.

The Applicant is responsible for ensuring that the project is compliant with Prevailing Wage Monitoring and/or Labor Compliance Program requirements at the time construction contracts are executed and/or construction commenced.

The above Charter School Grant is a maximum reservation of funding for each of the construction and site acquisition amounts (50 percent State share amount) and is not intended to reflect the actual project costs at the time the project is converted to a Final Charter School Apportionment (FCSA). The FCSA shall be based on SAB regulation allowances established at the time the project is converted and shall not exceed the maximum amounts in each category.

The Inflator Factor was reduced from \$864,339 to \$307,505 as requested by the Applicant for purposes of financial soundness.

SCHOOL DISTRICT DATA

Application No	54/70847-00-005	County	Sonoma
School District	Old Adobe Union	Charter School	Old Adobe Charter
		School Name	Old Adobe Charter

PROJECT DATA

Type of Project: Elementary School

Pupils Assigned K-6: 22
 7-8:
 9-12:
 Non-Severe:
 Severe:

Non-Toilet sq. ft.:
 Toilet sq. ft.:

Application Filing Basis: District
 Number of Classrooms: 2
 Master Plan Acres:
 Existing Acres: 10.00
 Proposed Acres:
 Recommended Acres: 10.50

PRELIMINARY GRANT DATA

Charter School Base Grant	\$	254,474.00
Site Development		8,400.00
Small Size		30,537.00
Subtotal		293,411.00
Inflator Factor		38,143.00
Total State Project Share (50%)		331,554.00
CSFA Lease-Payment Amount		0.00
Charter School Cash Contribution		331,554.00
Total Project Cost	\$	663,108.00

PROJECT FINANCING

State Share
 This Project \$ 331,554.00
Charter School Share
 CSFA Lease Amount
 Cash Contribution 331,554.00
 Total Project Cost \$ 663,108.00

HISTORY OF PROJECT COST AND APPORTIONMENT

	Fund Code	Proposition	Authorized This Action	Unfunded Preliminary Apportionment
<u>State Share</u>				
Charter School Grant	951-540	51	\$ 331,554.00	\$ 331,554.00
<u>Charter School Share</u>				
CSFA Lease Amount				
Cash Contribution			<u>331,554.00</u>	
Total Project Cost			\$ <u>663,108.00</u>	\$ <u>331,554.00</u>

Funding Source: Proposition 51 Bonds/2016-Nov.

The Applicant shall ensure that it is in compliance with all applicable laws, regulations and certifications it made on the program forms.

Based on the Board's action on June 5, 2017, this project is subject to the Grant Agreement submittal pursuant to School Facility Program Regulation Section 1859.90.4.

The Applicant is responsible for ensuring that the project is compliant with Prevailing Wage Monitoring and/or Labor Compliance Program requirements at the time construction contracts are executed and/or construction commenced.

The above Charter School Grant is a maximum reservation of funding for each of the construction and site acquisition amounts (50 percent State share amount) and is not intended to reflect the actual project costs at the time the project is converted to a Final Charter School Apportionment (FCSA). The FCSA shall be based on SAB regulation allowances established at the time the project is converted and shall not exceed the maximum amounts in each category.

The Charter School Base Grant has been reduced from \$255,772 to \$254,474 as requested by the Applicant to reflect actual funding needed for the project.

SCHOOL DISTRICT DATA

Application No	54/68023-00-002	County	San Diego
School District	Chula Vista Elementary	Charter School	Leonardo da Vinci Health Sciences Charter
		School Name	Leonardo da Vinci Health Sciences Charter

PROJECT DATA

Type of Project: Elementary School

Pupils Assigned

K-6:	
7-8:	
9-12:	
Non-Severe:	
Severe:	

Non-Toilet sq. ft.: 13,911
Toilet sq. ft.:

Application Filing Basis: District

Number of Classrooms: 12

Master Plan Acres:

Existing Acres: 9.33

Proposed Acres:

Recommended Acres: 8.90

PRELIMINARY GRANT DATA

Charter School Base Grant	\$	2,643,090.00
Subtotal		2,643,090.00
Inflator Factor		343,602.00
Total State Project Share (50%)		2,986,692.00
CSFA Lease-Payment Amount		0.00
Charter School Cash Contribution		2,986,692.00
Total Project Cost	\$	<u><u>5,973,384.00</u></u>

PROJECT FINANCING

State Share

This Project \$ 2,986,692.00

Charter School Share

CSFA Lease Amount

Cash Contribution 2,986,692.00

Total Project Cost \$ 5,973,384.00

HISTORY OF PROJECT COST AND APPORTIONMENT

	Fund Code	Proposition	Authorized This Action	Unfunded Preliminary Apportionment
<u>State Share</u>				
Charter School Grant	951-540	51	\$ 2,986,692.00	\$ 2,986,692.00
<u>Charter School Share</u>				
CSFA Lease Amount				
Cash Contribution			<u>2,986,692.00</u>	
Total Project Cost			\$ <u><u>5,973,384.00</u></u>	\$ <u><u>2,986,692.00</u></u>

Funding Source: Proposition 51 Bonds/2016-Nov.

The Applicant shall ensure that it is in compliance with all applicable laws, regulations and certifications it made on the program forms.

Based on the Board's action on June 5, 2017, this project is subject to the Grant Agreement submittal pursuant to School Facility Program Regulation Section 1859.90.4.

The Applicant is responsible for ensuring that the project is compliant with Prevailing Wage Monitoring and/or Labor Compliance Program requirements at the time construction contracts are executed and/or construction commenced.

The above Charter School Grant is a maximum reservation of funding for each of the construction and site acquisition amounts (50 percent State share amount) and is not intended to reflect the actual project costs at the time the project is converted to a Final Charter School Apportionment (FCSA). The FCSA shall be based on SAB regulation allowances established at the time the project is converted and shall not exceed the maximum amounts in each category.

SCHOOL DISTRICT DATA

Application No	54/70581-00-006	County	Solano
School District	Vallejo Unified	Charter School	Mare Island Technology Academy High
		School Name	Mare Island Technology Academy High

PROJECT DATA

Type of Project:	High School
Pupils Assigned	K-6:
	7-8:
	9-12: 594
	Non-Severe: 39
	Severe:
Non-Toilet sq. ft.:	
Toilet sq. ft.:	
Application Filing Basis:	Charter
Number of Classrooms:	25
Master Plan Acres:	
Existing Acres:	9.00
Proposed Acres:	
Recommended Acres:	23.20

PRELIMINARY GRANT DATA

Charter School Base Grant	\$ 10,131,228.00
Multilevel Construction	1,215,747.00
Site Development	630,000.00
Urban/Security/Impacted Site	832,619.00
Site Acquisition	250,000.00
Subtotal	13,059,594.00
Inflator Factor	1,665,247.00
Total State Project Share (50%)	14,724,841.00
CSFA Lease-Payment Amount	14,724,841.00
Charter School Cash Contribution	0.00
Total Project Cost	\$ 29,449,682.00

PROJECT FINANCING

<u>State Share</u>	
This Project	\$ 14,724,841.00
<u>Charter School Share</u>	
CSFA Lease Amount	14,724,841.00
Cash Contribution	
Total Project Cost	\$ 29,449,682.00

HISTORY OF PROJECT COST AND APPORTIONMENT

	Fund Code	Proposition	Authorized This Action	Unfunded Preliminary Apportionment
<u>State Share</u>				
Charter School Grant	951-540	51	\$ 6,945,684.00	\$ 6,945,684.00
Charter School Grant	947-510	47	295,450.00	295,450.00
Charter School Grant	955-540	55	1,157,775.00	1,157,775.00
Charter School Grant	957-540	1D	6,325,932.00	6,325,932.00
<u>Charter School Share</u>				
CSFA Lease Amount	951-544	51	6,945,684.00	6,945,684.00
CSFA Lease Amount	947-510	47	295,450.00	295,450.00
CSFA Lease Amount	955-540	55	1,157,775.00	1,157,775.00
CSFA Lease Amount	957-540	1D	6,325,932.00	6,325,932.00
Cash Contribution				
Total Project Cost			\$ 29,449,682.00	\$ 29,449,682.00

Funding Sources: Proposition 47 Bonds/2002-Nov.; Proposition 55 Bonds/2004-Mar.; Proposition 1D Bonds/2006-Nov. and Proposition 51 Bonds/2016-Nov.

The Applicant shall ensure that it is in compliance with all applicable laws, regulations and certifications it made on the program forms.

Based on the Board's action on June 5, 2017, this project is subject to the Grant Agreement submittal pursuant to School Facility Program Regulation Section 1859.90.4.

The Applicant is responsible for ensuring that the project is compliant with Prevailing Wage Monitoring and/or Labor Compliance Program requirements at the time construction contracts are executed and/or construction commenced.

The above Charter School Grant is a maximum reservation of funding for each of the construction and site acquisition amounts (50 percent State share amount) and is not intended to reflect the actual project costs at the time the project is converted to a Final Charter School Apportionment (FCSA). The FCSA shall be based on SAB regulation allowances established at the time the project is converted and shall not exceed the maximum amounts in each category.

The Urban/Security/Impacted Site grant was reduced from \$4,024,043 to \$832,619 as requested by the Applicant for purposes of financial soundness.

SCHOOL DISTRICT DATA

Application No	54/70581-00-007	County	Solano
School District	Vallejo Unified	Charter School	Mare Island Technology Academy High
		School Name	Mare Island Technology Academy High

PROJECT DATA

Type of Project: High School

Pupils Assigned

K-6:	
7-8:	
9-12:	
Non-Severe:	
Severe:	

Non-Toilet sq. ft.: 1,920
Toilet sq. ft.:

Application Filing Basis: Charter
Number of Classrooms: 2
Master Plan Acres:
Existing Acres: 9.00
Proposed Acres:
Recommended Acres: 23.20

PRELIMINARY GRANT DATA

Charter School Base Grant	\$	364,800.00
Urban/Security/Impacted Site		80,473.00
Subtotal		445,273.00
Inflator Factor		57,885.00
Total State Project Share (50%)		503,158.00
CSFA Lease-Payment Amount		503,158.00
Charter School Cash Contribution		0.00
Total Project Cost	\$	<u>1,006,316.00</u>

PROJECT FINANCING

<u>State Share</u>	
This Project	\$ 503,158.00
<u>Charter School Share</u>	
CSFA Lease Amount	503,158.00
Cash Contribution	
Total Project Cost	\$ <u>1,006,316.00</u>

HISTORY OF PROJECT COST AND APPORTIONMENT

	Fund Code	Proposition	Authorized This Action	Unfunded Preliminary Apportionment
<u>State Share</u>				
Charter School Grant	957-540	1D	\$ 503,158.00	\$ 503,158.00
<u>Charter School Share</u>				
CSFA Lease Amount	957-540	1D	503,158.00	503,158.00
Cash Contribution				
Total Project Cost			\$ <u>1,006,316.00</u>	\$ <u>1,006,316.00</u>

Funding Source: Proposition 1D Bonds/2006-Nov

The Applicant shall ensure that it is in compliance with all applicable laws, regulations and certifications it made on the program forms.

Based on the Board's action on June 5, 2017, this project is subject to the Grant Agreement submittal pursuant to School Facility Program Regulation Section 1859.90.4.

The Applicant is responsible for ensuring that the project is compliant with Prevailing Wage Monitoring and/or Labor Compliance Program requirements at the time construction contracts are executed and/or construction commenced.

The above Charter School Grant is a maximum reservation of funding for each of the construction and site acquisition amounts (50 percent State share amount) and is not intended to reflect the actual project costs at the time the project is converted to a Final Charter School Apportionment (FCSA). The FCSA shall be based on SAB regulation allowances established at the time the project is converted and shall not exceed the maximum amounts in each category.

SCHOOL DISTRICT DATA

Application No	54/75283-00-008	County	Sacramento
School District	Natomas Unified	Charter School	Natomas Pacific Pathways Preparatory Elementary
		School Name	Natomas Pacific Pathways Preparatory Elementary

PROJECT DATA

Type of Project: Elementary School

Pupils Assigned

K-6:	
7-8:	
9-12:	
Non-Severe:	
Severe:	

Non-Toilet sq. ft.: 12,720

Toilet sq. ft.: 320

Application Filing Basis: District

Number of Classrooms: 9

Master Plan Acres:

Existing Acres: 4.34

Proposed Acres:

Recommended Acres: 8.90

PRELIMINARY GRANT DATA

Charter School Base Grant	\$	2,525,600.00
Urban/Security/Impacted Site		473,035.00
Subtotal		2,998,635.00
Inflator Factor		389,823.00
Total State Project Share (50%)		3,388,458.00
Off-Set for 57/75283-00-001		(528,629.00)
Adjusted Total State Project Share (50%)		2,859,829.00
CSFA Lease-Payment Amount		0.00
Charter School Cash Contribution		2,859,829.00
Total Project Cost	\$	<u>5,719,658.00</u>

PROJECT FINANCING

State Share

This Project \$ 2,859,829.00

Charter School Share

CSFA Lease Amount

Cash Contribution 2,859,829.00

Total Project Cost \$ 5,719,658.00

HISTORY OF PROJECT COST AND APPORTIONMENT

	Fund Code	Proposition	Authorized This Action	Unfunded Preliminary Apportionment
<u>State Share</u>				
Charter School Grant	957-540	1D	\$ 2,859,829.00	\$ 2,859,829.00
<u>Charter School Share</u>				
CSFA Lease Amount				
Cash Contribution			<u>2,859,829.00</u>	
Total Project Cost			\$ <u>5,719,658.00</u>	\$ <u>2,859,829.00</u>

Funding Source: Proposition 1D Bonds/2006-Nov

The Applicant shall ensure that it is in compliance with all applicable laws, regulations and certifications it made on the program forms.

Based on the Board's action on June 5, 2017, this project is subject to the Grant Agreement submittal pursuant to School Facility Program Regulation Section 1859.90.4.

The Applicant is responsible for ensuring that the project is compliant with Prevailing Wage Monitoring and/or Labor Compliance Program requirements at the time construction contracts are executed and/or construction commenced.

The above Charter School Grant is a maximum reservation of funding for each of the construction and site acquisition amounts (50 percent State share amount) and is not intended to reflect the actual project costs at the time the project is converted to a Final Charter School Apportionment (FCSA). The FCSA shall be based on SAB regulation allowances established at the time the project is converted and shall not exceed the maximum amounts in each category.

Tentative Workload

March 2018

ACTION ITEMS

REPORTS, DISCUSSION and INFORMATION ITEMS

Standard Information Items

FINANCIAL REPORTS

Status of Fund Releases

Status of Funds

Tentative Workload

April 2018

ACTION ITEMS

REPORTS, DISCUSSION and INFORMATION ITEMS

Standard Information Items

FINANCIAL REPORTS

Status of Fund Releases

Status of Funds

Tentative Workload

May 2018

ACTION ITEMS

Regulation Amendments to Extend the General Site Development Grant

REPORTS, DISCUSSION and INFORMATION ITEMS

Standard Information Items

FINANCIAL REPORTS

Status of Fund Releases

Status of Funds

APPEALS Received as of January 31, 2018

Appeal Received Date	District	Tentative SAB Date*	Description
6/29/17	San Marcos Unified School District/ San Diego	4/2018	District does not concur with the findings for the closeout review of site acquisition expenditures.
9/27/17	Stanislaus County Office of Education/Stanislaus	4/2018	District does not concur with the findings for the closeout review.
10/17/17	Los Angeles Unified School District/ Los Angeles	4/2018	District does not concur with the findings for the closeout review.
11/27/17	Morongo Unified School District/San Bernardino	5/2018	District is requesting to retain a site that was abandoned and replaced through the Facility Hardship Program.
12/7/17	Alpaugh Unified School District/Tulare	5/2018	District is requesting additional grants for two Facility Hardship Program projects.

*Please note: Tentative SAB Date is not a guaranteed meeting date and may be subject to change.

STATE ALLOCATION BOARD MEETING DATES

The State Allocation Board (SAB) meeting dates for the 2018 calendar year are as follows:

<u>Board Date</u>	<u>Type of Meeting</u>
March 21, 2018*	Monthly (Consent/Appeals/Action)
March 28, 2018*	Monthly (Consent/Appeals/Action) Canceled
April 25, 2018*	Monthly (Consent/Appeals/Action)
May 23, 2018*	Monthly (Consent/Appeals/Action)
June 27, 2018*	Monthly (Consent/Appeals/Action)
July 25, 2018*	Monthly (Consent/Appeals/Action)
August 22, 2018*	Monthly (Consent/Appeals/Action)
September 26, 2018*	Monthly (Consent/Appeals/Action)
October 24, 2018*	Monthly (Consent/Appeals/Action)
December 2018*	Monthly (Consent/Appeals/Action)

*The projected dates and time will be determined upon the discussion with the Vice-Chair and Chair based on workload.

The SAB meets in different rooms within the State Capitol at 4:00 p.m. when the State Legislature is in session and at 2:00 p.m. when the State Legislature is out on recess. Due to scheduling changes within the Legislature, some of the SAB meetings may be canceled or changed with short notice.

INFORMATION ITEM

SCHOOL FACILITY PROGRAM NEW CONSTRUCTION AND MODERNIZATION UNFUNDED LIST (as of January 24, 2018)

The New Construction and Modernization projects on this list have received an “unfunded” approval by the State Allocation Board (SAB). Note that an “unfunded” approval does not guarantee a future apportionment by the SAB.

Published monthly in the SAB Agenda.

This report is also on the OPSC Web site at:
www.dgs.ca.gov/opsc

Unfunded Approvals as of
January 24, 2018 SAB

County	School District	Application Number	Program	Approval	Received Date	SAB Unfunded Approval	Financial Hardship Apportionment	Loan	State Share	Total Apportionment	Cumulative Amount	Submitted Certification Letter November 2017	Grant Agreement Received as of 2/16/2018
CONTRA COSTA	WEST CONTRA COSTA UNIFIED	58/61796-00-009	Rehabilitation	G	2/28/2017	8/23/2017	0.00	0.00	2,106,032.00	2,106,032.00	2,106,032.00	Yes	No
SANTA CRUZ	HAPPY VALLEY ELEMENTARY	58/69757-00-001	Rehabilitation	G	4/3/2017	8/23/2017	112,140.00	0.00	196,600.00	308,740.00	2,414,772.00	Yes	No
SUTTER	FRANKLIN ELEMENTARY	58/71381-00-001	Rehabilitation	G	6/22/2017	8/23/2017	0.00	0.00	318,512.00	318,512.00	2,733,284.00	Yes	No
HUMBOLDT	SCOTIA UNION ELEMENTARY	58/63024-00-005	Rehabilitation	G	7/26/2016	12/5/2017	357,012.00	0.00	797,874.00	1,154,886.00	3,888,170.00	Yes	n/a
SANTA CRUZ	SCOTTS VALLEY UNIFIED	51/75432-00-001	Facility Hardship	G	4/20/2017	12/6/2017	0.00	0.00	1,495,351.00	1,495,351.00	5,383,521.00	Yes	No
SAN BERNARDINO	COLTON JOINT UNIFIED	58/67686-00-001	Rehabilitation	G	6/23/2017	12/6/2017	0.00	0.00	711,066.50	711,066.50	6,094,587.50	Yes	No
SAN BENITO	SAN BENITO HIGH	51/67538-00-001	Facility Hardship	G	8/1/2017	12/6/2017	0.00	0.00	5,660,618.00	5,660,618.00	11,755,205.50	Yes	No
CONTRA COSTA	WEST CONTRA COSTA UNIFIED	58/61796-00-010	Rehabilitation	G	8/9/2017	12/6/2017	0.00	0.00	2,472,732.00	2,472,732.00	14,227,937.50	Yes	No
TULARE	THREE RIVERS UNION ELEMENTARY	58/72207-00-001	Rehabilitation	G	8/17/2017	12/6/2017	0.00	0.00	209,445.00	209,445.00	14,437,382.50	Yes	No
SHASTA	SHASTA UNION HIGH	58/70136-00-001	Rehabilitation	G	8/24/2017	12/6/2017	0.00	0.00	451,339.00	451,339.00	14,888,721.50	Yes	No
SANTA BARBARA	VISTA DEL MAR UNION ELEMENTARY	58/69344-00-001	Rehabilitation	G	9/11/2017	12/6/2017	0.00	0.00	80,066.00	80,066.00	14,968,787.50	Yes	No
KERN	MAPLE ELEMENTARY	51/63610-00-002	Facility Hardship	G	9/25/2017	12/6/2017	3,771,026.32	0.00	3,720,273.77	7,491,300.09	22,460,087.59	Yes	No
TULARE	STRATHMORE UNION ELEMENTARY	58/72157-00-001	Rehabilitation	G	10/3/2017	12/6/2017	0.00	0.00	309,015.00	309,015.00	22,769,102.59	Yes	No
SAN DIEGO	FALLBROOK UNION ELEMENTARY	51/68114-00-003	Facility Hardship	G	8/9/2017	1/24/2018	0.00	0.00	739,834.00	739,834.00	23,508,936.59	n/a	No
HUMBOLDT	FORTUNA UNION HIGH	58/62810-00-001	Rehabilitation	G	8/17/2017	1/24/2018	0.00	0.00	2,713,111.00	2,713,111.00	26,222,047.59	n/a	No
FRESNO	CENTRAL UNIFIED	57/73965-00-007	Modernization	G	7/3/2012	6/5/2017	0.00	0.00	2,147,664.00	2,147,664.00	28,369,711.59	Yes	n/a
SAN DIEGO	SANTEE ELEMENTARY	57/68361-00-012	Modernization	G	7/19/2012	6/5/2017	0.00	0.00	422,704.00	422,704.00	28,792,415.59	Yes	n/a
MONTEREY	MONTEREY COUNTY OFFICE OF EDUCATION	57/10272-00-001	Modernization	D	8/8/2012	6/5/2017	0.00	0.00	153,819.00	153,819.00	28,946,234.59	Yes	n/a
TULARE	STRATHMORE UNION ELEMENTARY	57/72157-00-003	Modernization	G	10/3/2012	6/5/2017	1,436,926.00	0.00	2,208,558.00	3,645,484.00	32,591,718.59	Yes	n/a
SONOMA	DUNHAM ELEMENTARY	57/70672-00-001	Modernization	G	10/5/2012	6/5/2017	429,203.00	0.00	655,954.00	1,085,157.00	33,676,875.59	Yes	n/a
RIVERSIDE	CORONA-NORCO UNIFIED	50/67033-00-036	New Construction	G	10/30/2012	6/5/2017	0.00	0.00	683,175.00	683,175.00	34,360,050.59	Yes	n/a
SAN BERNARDINO	VICTOR VALLEY UNION HIGH	50/67934-00-022	New Construction	G	10/30/2012	6/5/2017	0.00	0.00	3,360,869.00	3,360,869.00	37,720,919.59	Yes	n/a
SANTA CLARA	ALUM ROCK UNION ELEMENTARY	54/69369-00-002	Charter	D	5/30/2014	7/24/2017	0.00	440,359.70	440,359.70	880,719.40	38,601,638.99	Yes	No
SANTA CLARA	ALUM ROCK UNION ELEMENTARY	54/69369-00-003	Charter	D	5/30/2014	7/24/2017	0.00	25,675.55	25,675.55	51,351.10	38,652,990.09	Yes	No
LOS ANGELES	LOS ANGELES UNIFIED	53/64733-00-574	Critically Overcrowded Schools	L	10/27/2008	8/23/2017	0.00	0.00	5,569,869.00	5,569,869.00	44,222,859.09	n/a	n/a
LOS ANGELES	LOS ANGELES UNIFIED	53/64733-00-679	Critically Overcrowded Schools	L	11/2/2009	8/23/2017	0.00	0.00	2,115,821.00	2,115,821.00	46,338,680.09	n/a	n/a
SANTA CLARA	GILROY UNIFIED	50/69484-00-004	New Construction	L	10/31/2007	9/6/2017	0.00	0.00	21,089.00	21,089.00	46,359,769.09	n/a	n/a
RIVERSIDE	PALM SPRINGS UNIFIED	50/67173-02-008	New Construction	L	5/14/2009	9/6/2017	0.00	0.00	59,373.00	59,373.00	46,419,142.09	n/a	n/a
KINGS	KINGS RIVER-HARDWICK UNION ELEMENTARY	50/63941-00-002	New Construction	D	11/19/2012	9/6/2017	765,037.00	0.00	783,942.00	1,548,979.00	47,968,121.09	Yes	Yes
KINGS	KINGS RIVER-HARDWICK UNION ELEMENTARY	57/63941-00-002	Modernization	D	11/19/2012	9/6/2017	31,710.00	0.00	47,565.00	79,275.00	48,047,396.09	Yes	Yes
TULARE	ROCKFORD ELEMENTARY	57/72090-00-002	Modernization	D	11/19/2012	9/6/2017	42,914.00	0.00	64,372.00	107,286.00	48,154,682.09	Yes	Yes
FRESNO	FRESNO COUNTY OFFICE OF EDUCATION	50/10108-00-007	New Construction	G	11/20/2012	9/6/2017	0.00	0.00	2,947,696.00	2,947,696.00	51,102,378.09	Yes	No
FRESNO	FOWLER UNIFIED	50/62158-00-001	New Construction	G	11/21/2012	9/6/2017	0.00	0.00	2,541,718.00	2,541,718.00	53,644,096.09	Yes	Yes
FRESNO	COALINGA/HURON JOINT UNIFIED	57/62125-00-007	Modernization	G	11/29/2012	9/6/2017	0.00	0.00	4,382,559.00	4,382,559.00	58,026,655.09	Yes	Yes
VENTURA	SIMI VALLEY UNIFIED	57/72603-00-031	Modernization	G	12/17/2012	9/6/2017	0.00	0.00	2,155,208.00	2,155,208.00	60,181,863.09	Yes	No
GLENN	LAKE ELEMENTARY	57/62596-00-001	Modernization	G	9/11/2012	12/5/2017	308,808.00	0.00	644,216.00	953,024.00	61,134,887.09	Yes	n/a
LOS ANGELES	LOS ANGELES UNIFIED	54/64733-00-064	Charter	G	9/28/2016	12/5/2017	0.00	5,763,689.00	5,763,689.00	11,527,378.00	72,662,265.09	Yes	Yes
LOS ANGELES	LOS ANGELES UNIFIED	53/64733-00-024	Critically Overcrowded Schools	L	10/31/2007	12/6/2017	0.00	0.00	138,194.00	138,194.00	72,800,459.09	n/a	n/a
LOS ANGELES	LOS ANGELES UNIFIED	53/64733-00-081	Critically Overcrowded Schools	L	10/31/2007	12/6/2017	0.00	0.00	2,216.00	2,216.00	72,802,675.09	n/a	n/a
VENTURA	FILLMORE UNIFIED	50/72454-00-003	New Construction	L	4/21/2008	12/6/2017	0.00	0.00	3,079.00	3,079.00	72,805,754.09	n/a	n/a
EL DORADO	BUCKEYE UNION ELEMENTARY	50/61838-00-005	New Construction	L	7/10/2008	12/6/2017	0.00	0.00	155,395.00	155,395.00	72,961,149.09	n/a	n/a
LOS ANGELES	LONG BEACH UNIFIED	53/64725-00-002	Critically Overcrowded Schools	L	8/27/2008	12/6/2017	0.00	0.00	504,273.00	504,273.00	73,465,422.09	n/a	n/a
LOS ANGELES	SAUGUS UNION ELEMENTARY	50/64998-00-018	New Construction	L	5/11/2009	12/6/2017	0.00	0.00	750.00	750.00	73,466,172.09	n/a	n/a
LOS ANGELES	LOS ANGELES UNIFIED	54/64733-00-013	Charter	L	11/10/2010	12/6/2017	0.00	0.00	80,628.00	80,628.00	73,546,800.09	n/a	n/a
SAN MATEO	MENLO PARK CITY ELEMENTARY	50/68965-00-004	New Construction	L	2/14/2011	12/6/2017	0.00	0.00	51,807.00	51,807.00	73,598,607.09	n/a	n/a
VENTURA	VENTURA COUNTY OFFICE OF EDUCATION	57/10561-00-002	Modernization	G	12/18/2012	12/6/2017	453,419.00	0.00	680,129.00	1,133,548.00	74,732,155.09	Yes	No
CONTRA COSTA	ANTIOCH UNIFIED	57/61648-00-011	Modernization	G	12/20/2012	12/6/2017	0.00	0.00	3,816,253.00	3,816,253.00	78,548,408.09	Yes	No
VENTURA	VENTURA COUNTY OFFICE OF EDUCATION	57/10561-00-003	Modernization	G	12/24/2012	12/6/2017	670,682.00	0.00	1,006,024.00	1,676,706.00	80,225,114.09	Yes	No
TULARE	SUNNYSIDE UNION ELEMENTARY	57/72181-00-001	Modernization	G	1/15/2013	12/6/2017	274,642.00	0.00	411,963.00	686,605.00	80,911,719.09	Yes	No
FRESNO	WASHINGTON UNIFIED	57/76778-00-003	Modernization	G	1/28/2013	12/6/2017	0.00	0.00	1,785,125.00	1,785,125.00	82,696,844.09	Yes	No
LOS ANGELES	WALNUT VALLEY UNIFIED	57/73460-00-012	Modernization	G	1/30/2013	12/6/2017	0.00	0.00	4,203,994.00	4,203,994.00	86,900,838.09	Yes	No
RIVERSIDE	TEMECULA VALLEY UNIFIED	57/75192-00-004	Modernization	G	1/30/2013	12/6/2017	0.00	0.00	1,691,812.00	1,691,812.00	88,592,650.09	Yes	No
VENTURA	VENTURA COUNTY OFFICE OF EDUCATION	50/10561-00-003	New Construction	G	2/4/2013	12/6/2017	9,137,569.00	0.00	9,137,569.00	18,275,138.00	106,867,788.09	Yes	No
SOLANO	SOLANO COUNTY OFFICE OF EDUCATION	50/10488-00-032	New Construction	G	2/14/2013	12/6/2017	2,823,939.00	0.00	2,823,939.00	5,647,878.00	112,515,666.09	No	No
SOLANO	SOLANO COUNTY OFFICE OF EDUCATION	57/10488-00-027	Modernization	G	2/14/2013	12/6/2017	487,884.00	0.00	731,826.00	1,219,710.00	113,735,376.09	No	No
RIVERSIDE	PALM SPRINGS UNIFIED	57/67173-00-006	Modernization	G	2/14/2013	12/6/2017	0.00	0.00	585,145.00	585,145.00	114,320,521.09	Yes	Yes
LOS ANGELES	WESTSIDE UNION ELEMENTARY	50/65102-00-004	New Construction	G	2/20/2013	12/6/2017	0.00	0.00	9,209,551.00	9,209,551.00	123,530,072.09	Yes	No
SAN DIEGO	OCEANSIDE CITY UNIFIED	57/73569-00-015	Modernization	G	3/1/2013	12/6/2017	0.00	0.00	667,105.00	667,105.00	124,197,177.09	Yes	No
CONTRA COSTA	MT. DIABLO UNIFIED	57/61754-00-092	Modernization	G	3/5/2013	12/6/2017	0.00	0.00	832,303.00	832,303.00	125,029,480.09	Yes	No

Unfunded Approvals as of
January 24, 2018 SAB

County	School District	Application Number	Program	Approval	Received Date	SAB Unfunded Approval	Financial Hardship Apportionment	Loan	State Share	Total Apportionment	Cumulative Amount	Submitted Certification Letter November 2017	Grant Agreement Received as of 2/16/2018
CONTRA COSTA	MT. DIABLO UNIFIED	57/61754-00-093	Modernization	G	3/5/2013	12/6/2017	0.00	0.00	638,127.00	638,127.00	125,667,607.09	Yes	No
CONTRA COSTA	MT. DIABLO UNIFIED	57/61754-00-094	Modernization	G	3/5/2013	12/6/2017	0.00	0.00	858,724.00	858,724.00	126,526,331.09	Yes	No
CONTRA COSTA	MT. DIABLO UNIFIED	57/61754-00-095	Modernization	G	3/5/2013	12/6/2017	0.00	0.00	563,675.00	563,675.00	127,090,006.09	Yes	No
CONTRA COSTA	MT. DIABLO UNIFIED	57/61754-00-096	Modernization	G	3/5/2013	12/6/2017	0.00	0.00	1,074,890.00	1,074,890.00	128,164,896.09	Yes	No
SAN DIEGO	GROSSMONT UNION HIGH	57/68130-00-019	Modernization	G	3/14/2013	12/6/2017	0.00	0.00	752,910.00	752,910.00	128,917,806.09	Yes	No
ORANGE	LOS ALAMITOS UNIFIED	57/73924-00-013	Modernization	G	3/14/2013	12/6/2017	0.00	0.00	666,087.00	666,087.00	129,583,893.09	Yes	No
KERN	MCFARLAND UNIFIED	57/73908-00-005	Modernization	G	3/18/2013	12/6/2017	0.00	0.00	744,568.00	744,568.00	130,328,461.09	Yes	No
ORANGE	LOS ALAMITOS UNIFIED	57/73924-00-014	Modernization	G	3/25/2013	12/6/2017	0.00	0.00	4,198,039.00	4,198,039.00	134,526,500.09	Yes	Yes
SONOMA	CLOVERDALE UNIFIED	57/70656-00-002	Modernization	G	3/28/2013	12/6/2017	0.00	0.00	511,128.00	511,128.00	135,037,628.09	Yes	No
SAN DIEGO	GROSSMONT UNION HIGH	57/68130-00-020	Modernization	G	4/6/2013	12/6/2017	0.00	0.00	294,393.00	294,393.00	135,332,021.09	Yes	No
FRESNO	CLOVIS UNIFIED	57/62117-00-033	Modernization	G	4/9/2013	12/6/2017	0.00	0.00	792,881.00	792,881.00	136,124,902.09	Yes	No
MARIN	ROSS VALLEY	57/75002-00-006	Modernization	G	4/9/2013	12/6/2017	0.00	0.00	442,234.00	442,234.00	136,567,136.09	Yes	No
EL DORADO	EL DORADO UNION HIGH	57/61853-00-008	Modernization	G	4/12/2013	12/6/2017	0.00	0.00	258,680.00	258,680.00	136,825,816.09	Yes	No
EL DORADO	EL DORADO UNION HIGH	57/61853-00-009	Modernization	G	4/12/2013	12/6/2017	0.00	0.00	1,858,470.00	1,858,470.00	138,684,286.09	Yes	No
MERCED	LOS BANOS UNIFIED	50/65755-00-007	New Construction	G	4/17/2013	12/6/2017	0.00	0.00	5,203,880.00	5,203,880.00	143,888,166.09	Yes	No
VENTURA	VENTURA COUNTY OFFICE OF EDUCATION	57/10561-00-001	Modernization	G	4/17/2013	12/6/2017	635,689.00	0.00	953,533.00	1,589,222.00	145,477,388.09	Yes	No
STANISLAUS	SYLVAN UNION ELEMENTARY	57/71290-00-007	Modernization	G	4/30/2013	12/6/2017	0.00	0.00	2,687,814.00	2,687,814.00	148,165,202.09	Yes	No
SAN LUIS OBISPO	ATASCADERO UNIFIED	57/68700-00-002	Modernization	G	5/2/2013	12/6/2017	0.00	0.00	3,219,642.00	3,219,642.00	151,384,844.09	Yes	No
SAN BERNARDINO	RIM OF THE WORLD UNIFIED	57/67868-00-007	Modernization	G	5/7/2013	12/6/2017	0.00	0.00	4,221,455.00	4,221,455.00	155,606,299.09	No	No
SONOMA	WRIGHT ELEMENTARY	57/71035-00-002	Modernization	G	5/7/2013	12/6/2017	0.00	0.00	2,031,212.00	2,031,212.00	157,637,511.09	Yes	No
RIVERSIDE	VAL VERDE UNIFIED	50/75242-02-001	New Construction	G	5/8/2013	12/6/2017	0.00	0.00	4,992,005.00	4,992,005.00	162,629,516.09	Yes	No
RIVERSIDE	VAL VERDE UNIFIED	50/75242-02-002	New Construction	G	5/8/2013	12/6/2017	0.00	0.00	12,834,216.00	12,834,216.00	175,463,732.09	Yes	No
ORANGE	PLACENTIA-YORBA LINDA UNIFIED	57/66647-00-034	Modernization	G	5/14/2013	12/6/2017	0.00	0.00	513,846.00	513,846.00	175,977,578.09	Yes	No
RIVERSIDE	DESERT SANDS UNIFIED	57/67058-00-016	Modernization	G	5/17/2013	12/6/2017	0.00	0.00	628,281.00	628,281.00	176,605,859.09	No	No
RIVERSIDE	VAL VERDE UNIFIED	50/75242-02-003	New Construction	G	5/20/2013	12/6/2017	0.00	0.00	1,110,234.00	1,110,234.00	177,716,093.09	Yes	No
YOLO	WASHINGTON UNIFIED	57/72694-00-017	Modernization	G	5/20/2013	12/6/2017	0.00	0.00	1,053,910.00	1,053,910.00	178,770,003.09	Yes	No
ORANGE	CYPRESS ELEMENTARY	57/66480-00-005	Modernization	G	5/24/2013	12/6/2017	0.00	0.00	3,224,208.00	3,224,208.00	181,994,211.09	Yes	No
SAN DIEGO	CHULA VISTA ELEMENTARY	50/68023-01-001	New Construction	G	5/30/2013	12/6/2017	0.00	0.00	12,954,028.00	12,954,028.00	194,948,239.09	Yes	No
VENTURA	SIMI VALLEY UNIFIED	57/72603-00-032	Modernization	G	6/5/2013	12/6/2017	0.00	0.00	2,567,015.00	2,567,015.00	197,515,254.09	Yes	No
FRESNO	KERMAN UNIFIED	50/73999-00-007	New Construction	G	6/7/2013	12/6/2017	0.00	0.00	239,403.00	239,403.00	197,754,657.09	Yes	No
KINGS	LEMOORE UNION ELEMENTARY	57/63974-00-003	Modernization	G	6/14/2013	12/6/2017	0.00	0.00	815,668.00	815,668.00	198,570,325.09	Yes	No
KINGS	LEMOORE UNION ELEMENTARY	57/63974-00-004	Modernization	G	6/14/2013	12/6/2017	0.00	0.00	2,766,626.00	2,766,626.00	201,336,951.09	Yes	No
SANTA BARBARA	SANTA BARBARA UNIFIED	57/76786-00-001	Modernization	G	6/28/2013	12/6/2017	0.00	0.00	734,694.00	734,694.00	202,071,645.09	Yes	No
ALAMEDA	FREMONT UNIFIED	50/61176-00-004	New Construction	G	7/2/2013	12/6/2017	0.00	0.00	3,595,396.00	3,595,396.00	205,667,041.09	Yes	No
SAN MATEO	BELMONT-REDWOOD SHORES ELEMENTARY	57/68866-00-011	Modernization	G	7/2/2013	12/6/2017	0.00	0.00	1,149,001.00	1,149,001.00	206,816,042.09	Yes	No
SANTA BARBARA	SANTA BARBARA UNIFIED	57/76786-00-002	Modernization	G	7/2/2013	12/6/2017	0.00	0.00	783,819.00	783,819.00	207,599,861.09	Yes	No
SANTA BARBARA	SANTA BARBARA UNIFIED	57/76786-00-003	Modernization	G	7/8/2013	12/6/2017	0.00	0.00	292,770.00	292,770.00	207,892,631.09	Yes	No
ORANGE	WESTMINSTER ELEMENTARY	57/66746-00-017	Modernization	G	7/11/2013	12/6/2017	0.00	0.00	454,744.00	454,744.00	208,347,375.09	Yes	No
ORANGE	WESTMINSTER ELEMENTARY	57/66746-00-018	Modernization	G	7/11/2013	12/6/2017	0.00	0.00	259,098.00	259,098.00	208,606,473.09	Yes	No
RIVERSIDE	DESERT SANDS UNIFIED	57/67058-00-017	Modernization	G	7/11/2013	12/6/2017	0.00	0.00	16,482,830.00	16,482,830.00	225,089,303.09	No	No
SANTA CLARA	EAST SIDE UNION HIGH	57/69427-00-034	Modernization	G	7/11/2013	12/6/2017	0.00	0.00	597,114.00	597,114.00	225,686,417.09	Yes	No
LOS ANGELES	LOS ANGELES UNIFIED	53/64733-00-212	Critically Overcrowded Schools	L	10/31/2007	1/24/2018	0.00	0.00	2,009,727.00	2,009,727.00	227,696,144.09	n/a	n/a
SAN BERNARDINO	COLTON JOINT UNIFIED	50/67686-00-028	New Construction	L	10/31/2007	1/24/2018	0.00	0.00	2,727,391.00	2,727,391.00	230,423,535.09	n/a	n/a
IMPERIAL	HEBER ELEMENTARY	50/63131-00-006	New Construction	L	1/3/2008	1/24/2018	25,945.00	0.00	25,945.00	51,890.00	230,475,425.09	n/a	n/a
MADERA	CHAWANAKEE UNIFIED	50/75606-00-001	New Construction	L	7/25/2008	1/24/2018	20,993.00	0.00	20,992.00	41,985.00	230,517,410.09	n/a	n/a
SACRAMENTO	NATOMAS UNIFIED	54/75283-00-006	Charter	D	5/25/2017	1/24/2018	0.00	0.00	225,921.60	225,921.60	230,743,331.69	n/a	No
SACRAMENTO	NATOMAS UNIFIED	54/75283-00-007	Charter	D	5/25/2017	1/24/2018	0.00	0.00	457,718.00	457,718.00	231,201,049.69	n/a	No
TULARE	VISALIA UNIFIED	54/72256-00-001	Charter	D	6/5/2017	1/24/2018	0.00	375,411.90	375,411.90	750,823.80	231,951,873.49	n/a	No
TULARE	VISALIA UNIFIED	54/72256-00-002	Charter	D	6/5/2017	1/24/2018	0.00	577,291.20	577,291.20	1,154,582.40	233,106,455.89	n/a	No
SANTA BARBARA	LOMPOC UNIFIED	54/69229-00-001	Charter	D	6/1/2017	1/24/2018	0.00	36,784.70	36,784.70	73,569.40	233,180,025.29	n/a	No
SAN DIEGO	SAN DIEGO UNIFIED	54/68338-00-003	Charter	D	5/18/2017	1/24/2018	0.00	0.00	580,437.60	580,437.60	233,760,462.89	n/a	No
ALAMEDA	OAKLAND UNIFIED	54/61259-09-008	Charter	D	5/26/2017	1/24/2018	0.00	123,238.70	123,238.70	246,477.40	234,006,940.29	n/a	No
ALAMEDA	OAKLAND UNIFIED	54/61259-09-009	Charter	D	5/26/2017	1/24/2018	0.00	1,282,740.00	1,282,740.00	2,565,480.00	236,572,420.29	n/a	No
TULARE	VISALIA UNIFIED	54/72256-00-003	Charter	D	6/5/2017	1/24/2018	0.00	241,059.70	241,059.70	482,119.40	237,054,539.69	n/a	No
TULARE	VISALIA UNIFIED	54/72256-00-004	Charter	D	6/5/2017	1/24/2018	0.00	83,698.90	83,698.90	167,397.80	237,221,937.49	n/a	No
CONTRA COSTA	WEST CONTRA COSTA UNIFIED	54/61796-04-001	Charter	D	6/5/2017	1/24/2018	0.00	739,872.50	739,872.50	1,479,745.00	238,701,682.49	n/a	No
CONTRA COSTA	WEST CONTRA COSTA UNIFIED	54/61796-04-002	Charter	D	6/5/2017	1/24/2018	0.00	559,734.20	559,734.20	1,119,468.40	239,821,150.89	n/a	No
SAN DIEGO	SAN DIEGO UNIFIED	54/68338-00-006	Charter	D	6/2/2017	1/24/2018	0.00	0.00	2,559,620.20	2,559,620.20	242,380,771.09	n/a	No

Unfunded Approvals as of
January 24, 2018 SAB

County	School District	Application Number	Program	Approval	Received Date	SAB Unfunded Approval	Financial Hardship Apportionment	Loan	State Share	Total Apportionment	Cumulative Amount	Submitted Certification Letter November 2017	Grant Agreement Received as of 2/16/2018
ALAMEDA	OAKLAND UNIFIED	54/61259-09-010	Charter	D	6/5/2017	1/24/2018	0.00	200,206.10	200,206.10	400,412.20	242,781,183.29	n/a	No
ALAMEDA	OAKLAND UNIFIED	54/61259-09-011	Charter	D	6/5/2017	1/24/2018	0.00	2,150,284.80	2,150,284.80	4,300,569.60	247,081,752.89	n/a	No
MARIPOSA	MARIPOSA COUNTY UNIFIED	54/65532-00-001	Charter	D	6/5/2017	1/24/2018	0.00	0.00	121,412.20	121,412.20	247,203,165.09	n/a	No
ALAMEDA	OAKLAND UNIFIED	54/61259-00-006	Charter	D	6/5/2017	1/24/2018	0.00	1,093,590.50	1,093,590.50	2,187,181.00	249,390,346.09	n/a	No
SAN DIEGO	SAN DIEGO UNIFIED	54/68338-00-007	Charter	D	6/2/2017	1/24/2018	0.00	0.00	1,304,710.10	1,304,710.10	250,695,056.19	n/a	No
ALAMEDA	OAKLAND UNIFIED	54/61259-09-006	Charter	D	6/5/2017	1/24/2018	0.00	237,707.30	237,707.30	475,414.60	251,170,470.79	n/a	No
ALAMEDA	OAKLAND UNIFIED	54/61259-09-007	Charter	D	6/5/2017	1/24/2018	0.00	512,292.70	512,292.70	1,024,585.40	252,195,056.19	n/a	No
SACRAMENTO	SAN JUAN UNIFIED	54/67447-00-005	Charter	D	6/5/2017	1/24/2018	0.00	663,871.80	663,871.80	1,327,743.60	253,522,799.79	n/a	No
ALAMEDA	OAKLAND UNIFIED	54/61259-13-005	Charter	D	6/5/2017	1/24/2018	0.00	69,635.80	69,635.80	139,271.60	253,662,071.39	n/a	No
ALAMEDA	OAKLAND UNIFIED	54/61259-13-006	Charter	D	6/5/2017	1/24/2018	0.00	337,475.40	337,475.40	674,950.80	254,337,022.19	n/a	No
SAN LUIS OBISPO	SAN LUIS COASTAL UNIFIED	54/68809-00-001	Charter	D	6/1/2017	1/24/2018	0.00	0.00	295,591.10	295,591.10	254,632,613.29	n/a	No
SAN DIEGO	SAN DIEGO UNIFIED	54/68338-00-005	Charter	D	5/18/2017	1/24/2018	0.00	0.00	205,783.80	205,783.80	254,838,397.09	n/a	No
Total							21,785,538.32	15,514,620.45	217,538,238.32	254,838,397.09			

*This Unfunded List (Lack of AB 55 Loans) includes \$25.3 million for 27 projects for Charter School Facilities Program Preliminary Apportionments for Design Funding.

Unfunded Charter Preliminary
As of January 24, 2018 SAB

County	School District	Application Number	Program	Approval	Received Date	SAB Date	Financial Hardship Apportionment	Loan	State Share	Total Apportionment	Prop. 47	Prop. 55	Prop. 1D	Prop. 51	
Unfunded Charter PA's															
ALAMEDA	OAKLAND UNIFIED	54/61259-09-001	Charter	P	6/1/2007	5/28/2008	0.00	5,956,392.60	5,956,393.05	11,912,785.65	0.00	0.00	11,912,785.65	0.00	
LOS ANGELES	LOS ANGELES UNIFIED	54/64733-00-049	Charter	P	6/5/2007	5/28/2008	0.00	15,457,077.00	12,447,821.60	27,904,898.60	0.00	0.00	27,904,898.60	0.00	
SANTA BARBARA	COLLEGE ELEMENTARY	54/69179-00-001	Charter	P	6/5/2007	5/28/2008	0.00	0.00	4,081,793.60	4,081,793.60	0.00	0.00	4,081,793.60	0.00	
SAN DIEGO	SAN DIEGO UNIFIED	54/68338-02-002	Charter	P	9/28/2009	7/12/2011	0.00	1,366,254.90	1,366,254.90	2,732,509.80	0.00	0.00	2,732,509.80	0.00	
ALAMEDA	OAKLAND UNIFIED	54/61259-00-004	Charter	P	5/30/2014	11/25/2014	0.00	5,499,728.10	5,499,728.10	10,999,456.20	0.00	10,999,456.20	0.00	0.00	
BUTTE	CHICO UNIFIED	54/61424-00-005	Charter	P	4/1/2014	4/15/2015	0.00	249,318.00	249,318.00	498,636.00	0.00	0.00	498,636.00	0.00	
SONOMA	SANTA ROSA HIIGH	54/70920-00-004	Charter	P	4/1/2014	4/15/2015	0.00	4,603,432.50	4,603,432.50	9,206,865.00	0.00	0.00	9,206,865.00	0.00	
SONOMA	SANTA ROSA HIIGH	54/70920-00-003	Charter	P	4/3/2014	4/15/2015	0.00	319,127.40	319,127.40	638,254.80	0.00	0.00	638,254.80	0.00	
SAN JOAQUIN	TRACY JOINT UNIFIED	54/75499-00-003	Charter	P	4/30/2014	4/15/2015	0.00	0.00	2,221,196.40	2,221,196.40	0.00	0.00	2,221,196.40	0.00	
SAN JOAQUIN	TRACY JOINT UNIFIED	54/75499-00-004	Charter	P	4/30/2014	4/15/2015	0.00	0.00	1,752,495.30	1,752,495.30	0.00	0.00	1,752,495.30	0.00	
SANTA CLARA	ALUM ROCK UNION ELEMENTARY	54/69369-00-002	Charter	P	5/30/2014	4/15/2015	0.00	3,963,237.30	3,963,237.30	7,926,474.60	0.00	0.00	7,926,474.60	0.00	
ALAMEDA	OAKLAND UNIFIED	54/61259-13-002	Charter	P	5/28/2014	5/27/2015	0.00	2,916,055.40	2,916,055.40	5,832,110.80	0.00	0.00	5,832,110.80	0.00	
ALAMEDA	OAKLAND UNIFIED	54/61259-13-002	Charter	P	5/28/2014	8/26/2015	0.00	8,558,059.50	8,558,059.50	17,116,119.00	0.00	0.00	17,116,119.00	0.00	
SANTA CLARA	ALUM ROCK UNION ELEMENTARY	54/69369-00-003	Charter	P	5/30/2014	12/9/2015	0.00	231,079.95	231,079.95	462,159.90	0.00	10,660.00	451,499.90	0.00	
SAN DIEGO	SAN DIEGO UNIFIED	54/68338-00-003	Charter	P	5/18/2017	1/24/2018	0.00	0.00	5,223,938.40	5,223,938.40	0.00	0.00	0.00	5,223,938.40	
SAN DIEGO	SAN DIEGO UNIFIED	54/68338-00-005	Charter	P	5/18/2017	1/24/2018	0.00	0.00	1,852,054.20	1,852,054.20	0.00	0.00	0.00	1,852,054.20	
SACRAMENTO	NATOMAS UNIFIED	54/75283-00-006	Charter	P	5/25/2017	1/24/2018	0.00	0.00	2,033,294.40	2,033,294.40	0.00	0.00	0.00	2,033,294.40	
SACRAMENTO	NATOMAS UNIFIED	54/75283-00-007	Charter	P	5/25/2017	1/24/2018	0.00	0.00	4,119,462.00	4,119,462.00	0.00	0.00	0.00	4,119,462.00	
ALAMEDA	OAKLAND UNIFIED	54/61259-09-008	Charter	P	5/26/2017	1/24/2018	0.00	1,109,148.30	1,109,148.30	2,218,296.60	0.00	0.00	0.00	2,218,296.60	
ALAMEDA	OAKLAND UNIFIED	54/61259-09-009	Charter	P	5/26/2017	1/24/2018	0.00	11,544,660.00	11,544,660.00	23,089,320.00	0.00	0.00	0.00	23,089,320.00	
SAN LUIS OBISPO	SAN LUIS COASTAL UNIFIED	54/68809-00-001	Charter	P	6/1/2017	1/24/2018	0.00	0.00	2,660,319.90	2,660,319.90	0.00	0.00	0.00	2,660,319.90	
SANTA BARBARA	LOMPOC UNIFIED	54/69229-00-001	Charter	P	6/1/2017	1/24/2018	0.00	135,120.30	331,062.30	466,182.60	0.00	0.00	0.00	466,182.60	
SAN DIEGO	SAN DIEGO UNIFIED	54/68338-00-006	Charter	P	6/2/2017	1/24/2018	0.00	0.00	23,036,581.80	23,036,581.80	0.00	0.00	0.00	23,036,581.80	
SAN DIEGO	SAN DIEGO UNIFIED	54/68338-00-007	Charter	P	6/2/2017	1/24/2018	0.00	0.00	11,742,390.90	11,742,390.90	0.00	0.00	0.00	11,742,390.90	
ALAMEDA	OAKLAND UNIFIED	54/61259-00-006	Charter	P	6/5/2017	1/24/2018	0.00	9,842,314.50	9,842,314.50	19,684,629.00	0.00	0.00	0.00	19,684,629.00	
ALAMEDA	OAKLAND UNIFIED	54/61259-09-006	Charter	P	6/5/2017	1/24/2018	0.00	2,139,365.70	2,139,365.70	4,278,731.40	0.00	0.00	0.00	4,278,731.40	
ALAMEDA	OAKLAND UNIFIED	54/61259-09-007	Charter	P	6/5/2017	1/24/2018	0.00	4,610,634.30	4,610,634.30	9,221,268.60	0.00	0.00	0.00	9,221,268.60	
ALAMEDA	OAKLAND UNIFIED	54/61259-09-010	Charter	P	6/5/2017	1/24/2018	0.00	1,801,854.90	1,801,854.90	3,603,709.80	0.00	0.00	0.00	3,603,709.80	
ALAMEDA	OAKLAND UNIFIED	54/61259-09-011	Charter	P	6/5/2017	1/24/2018	0.00	19,352,563.20	19,352,563.20	38,705,126.40	0.00	0.00	0.00	38,705,126.40	
ALAMEDA	OAKLAND UNIFIED	54/61259-13-005	Charter	P	6/5/2017	1/24/2018	0.00	626,722.20	626,722.20	1,253,444.40	0.00	0.00	0.00	1,253,444.40	
ALAMEDA	OAKLAND UNIFIED	54/61259-13-006	Charter	P	6/5/2017	1/24/2018	0.00	3,037,278.60	3,037,278.60	6,074,557.20	0.00	0.00	0.00	6,074,557.20	
CONTRA COSTA	WEST CONTRA COSTA UNIFIED	54/61796-04-001	Charter	P	6/5/2017	1/24/2018	0.00	6,658,852.50	6,658,852.50	13,317,705.00	0.00	0.00	0.00	13,317,705.00	
CONTRA COSTA	WEST CONTRA COSTA UNIFIED	54/61796-04-002	Charter	P	6/5/2017	1/24/2018	0.00	5,037,607.80	5,037,607.80	10,075,215.60	0.00	0.00	0.00	10,075,215.60	
MARIPOSA	MARIPOSA COUNTY UNIFIED	54/65532-00-001	Charter	P	6/5/2017	1/24/2018	0.00	0.00	1,092,709.80	1,092,709.80	0.00	0.00	0.00	1,092,709.80	
SACRAMENTO	SAN JUAN UNIFIED	54/67447-00-005	Charter	P	6/5/2017	1/24/2018	0.00	5,974,846.20	5,974,846.20	11,949,692.40	0.00	0.00	0.00	11,949,692.40	
TULARE	VISALIA UNIFIED	54/72256-00-001	Charter	P	6/5/2017	1/24/2018	0.00	3,378,707.10	3,378,707.10	6,757,414.20	0.00	0.00	0.00	6,757,414.20	
TULARE	VISALIA UNIFIED	54/72256-00-002	Charter	P	6/5/2017	1/24/2018	0.00	5,195,620.80	5,195,620.80	10,391,241.60	0.00	0.00	0.00	10,391,241.60	
TULARE	VISALIA UNIFIED	54/72256-00-003	Charter	P	6/5/2017	1/24/2018	0.00	2,169,537.30	2,169,537.30	4,339,074.60	0.00	0.00	0.00	4,339,074.60	
TULARE	VISALIA UNIFIED	54/72256-00-004	Charter	P	6/5/2017	1/24/2018	0.00	753,290.10	753,290.10	1,506,580.20	0.00	0.00	0.00	1,506,580.20	
Total								0.00	132,487,886.45	189,490,810.20	321,978,696.65	0.00	11,010,116.20	92,275,639.45	218,692,941.00

*This Charter Unfunded Preliminary List does not include \$25.3 million for 27 projects for Charter School Facilities Program Preliminary Apportionments for Design Funding.

INFORMATION ITEM

SCHOOL FACILITY PROGRAM OFFICE OF PUBLIC SCHOOL CONSTRUCTION FUNDING WORKLOAD LISTING (Applications Received Through January 31, 2018)

The New Construction and Modernization projects on this list represent completed applications awaiting the Office of Public School Construction processing and scheduling to the State Allocation Board.

This list includes future workload that is identified as:

- Pending reflects workload that has been processed by the OPSC but awaiting further information/documentation from the district.
- Reviewing reflects currently being processed by the OPSC.

Pursuant to SFP Regulation Section 1859.95.1, this list also includes applications that were received, but not reviewed by the Office of Public School Construction (OPSC). This list is presented to the State Allocation Board for acknowledgement.

This list is also available on the Internet and is updated on the first and third Fridays of each month.

www.dgs.ca.gov/opsc

SFP APPLICATIONS
New Construction and Charter School Facilities Program
- Workload as of January 31, 2018 -

District	County	Site Name	Application Number	50-04 Date Received	Estimated State Grant (a)	Financial Hardship (b)
Greenfield Union	Kern	Plantation Elementary	50/63503-00-017	08/20/13	\$ 311,626	\$ -
Belmont-Redwood Shores Elementary	San Mateo	Central Elementary	50/68866-00-005	08/20/13	\$ 713,572	\$ -
Placentia Yorba Linda Unified	Orange	Valencia High	50/66647-00-036	08/23/13	\$ 505,527	\$ -
Irvine Unified	Orange	PA 40 Elementary	50/73650-00-018	08/28/13	\$ 25,265,646	\$ -
Grossmont Union High	San Diego	Merit Academy	50/68130-12-006	08/30/13	\$ 1,885,088	\$ -
Windsor Unified	Sonoma	Brooks Elementary	50/75358-00-015	09/05/13	\$ 3,007,595	\$ -
San Ramon Valley Unified	Contra Costa	Monte Vista High	50/61804-00-037	09/23/13	\$ 3,427,030	\$ -
Solvang Elementary	Santa Barbara	Solvang Elementary	50/69336-00-002	09/23/13	\$ 270,555	\$ -
Lagunita Elementary	Monterey	Lagunita Elementary	50/66076-00-002	09/27/13	\$ 116,231	\$ 116,231
Grossmont Union High	San Diego	Helix High	50/68130-14-004	10/02/13	\$ 1,364,672	\$ -
Mendota Unified	Fresno	New Elementary	50/75127-00-004	10/03/13	\$ 13,405,829	\$ -
Santa Maria Joint Union High	Santa Barbara	Santa Maria High	50/69310-00-004	10/23/13	\$ 8,541,959	\$ -
Ross Valley	Marin	White Hill Middle	50/75002-00-002	10/28/13	\$ 3,231,322	\$ -
Fresno Unified	Fresno	Robinson Elementary	50/62166-00-027	10/31/13	\$ 1,060,109	\$ -
Fresno Unified	Fresno	McLane High	50/62166-00-028	10/31/13	\$ 7,300,673	\$ -
Burton Elementary	Tulare	New K-8 School	50/71837-00-014	10/31/13	\$ 7,552,310	\$ 7,552,310
Contra Costa County Office of Education	Contra Costa	Special Education Center	50/10074-98-005	12/17/13	\$ 1,214,673	\$ 1,214,673
Lake Elementary	Glenn	Lake Elementary	50/62596-00-001	12/20/13	\$ 3,463,236	\$ 3,463,236
Irvine Unified	Orange	Northwood High	50/73650-00-019	01/10/14	\$ 4,422,897	\$ -
Visalia Unified	Tulare	Visalia Technical Educational Center	50/72256-00-027	02/24/14	\$ 2,595,090	\$ 2,595,090
Maple Elementary	Kern	Maple Elementary	50/63610-00-001	03/06/14	\$ 111,040	\$ 111,040
West Contra Costa Unified	Contra Costa	Valley View Elementary	50/61796-01-001	03/14/14	\$ 2,375,775	\$ -
Amador County Office of Education	Amador	Argonaut High	50/10033-00-003	03/18/14	\$ 818,920	\$ 818,920
Amador County Office of Education	Amador	Plymouth Elementary	50/10033-00-004	03/18/14	\$ 617,376	\$ 617,376
Monterey County Office of Education	Monterey	Salinas Community	50/10272-00-011	03/26/14	\$ 723,444	\$ 723,444
Pleasant View Elementary	Tulare	Pleasant View Elementary	50/72058-00-003	04/01/14	\$ 451,388	\$ 451,388
Fremont Union High	Santa Clara	Monta Vista High	50/69468-00-003	04/16/14	\$ 3,769,044	\$ -
Island Union Elementary	Kings	Island Elementary	50/63933-00-001	04/24/14	\$ 5,935,897	\$ 5,935,897
Island Union Elementary	Kings	Island Elementary	50/63933-00-002	04/24/14	\$ 1,566,050	\$ 1,566,050
Amador County Office of Education	Amador	Jackson Junior High	50/10033-00-002	05/12/14	\$ 1,775,125	\$ 1,775,125
Fresno Unified	Fresno	Easterby Elementary	50/62166-00-029	05/21/14	\$ 610,788	\$ -
Sequoia Union High	San Mateo	Carlmont High	50/69062-01-004	05/21/14	\$ 2,212,412	\$ 2,212,412
Liberty Elementary	Tulare	Liberty Elementary	50/71985-00-002	05/23/14	\$ 935,829	\$ -
Anaheim Elementary	Orange	John Marshall Elementary	50/66423-00-010	06/18/14	\$ 13,426,438	\$ -
Kings Canyon Joint Unified	Fresno	Orange Cove High	50/62265-00-008	06/25/14	\$ 341,158	\$ -
Poway Unified	San Diego	Design 39 Campus	50/68296-00-021	07/03/14	\$ 18,922,769	\$ -
Kings Canyon Joint Unified	Fresno	Orange Cove High	50/62265-00-009	07/09/14	\$ 1,222,036	\$ -
Los Banos Unified	Merced	Los Banos New Elementary	50/65755-00-008	07/11/14	\$ 11,110,922	\$ -
Yuba County Office of Education	Yuba	Thomas E. Mathews Community	50/10587-00-001	07/22/14	\$ 295,475	\$ 295,475
Yuba County Office of Education	Yuba	Goldfield	50/10587-00-002	07/22/14	\$ 112,327	\$ 112,327
Yuba County Office of Education	Yuba	Special Education School 1	50/10587-00-003	07/22/14	\$ 56,164	\$ 56,164
Yuba County Office of Education	Yuba	Special Education School 2	50/10587-00-004	07/22/14	\$ 37,442	\$ 37,442
Yuba County Office of Education	Yuba	Special Education School 3	50/10587-00-005	07/22/14	\$ 56,164	\$ 56,164

SFP APPLICATIONS
New Construction and Charter School Facilities Program
- Workload as of January 31, 2018 -

District	County	Site Name	Application Number	50-04 Date Received	Estimated State Grant (a)	Financial Hardship (b)
Yuba County Office of Education	Yuba	Special Education School 4	50/10587-00-006	07/22/14	\$ 56,164	\$ 56,164
Yuba County Office of Education	Yuba	Special Education School 5	50/10587-00-007	07/22/14	\$ 56,164	\$ 56,164
Yuba County Office of Education	Yuba	Special Education School 6	50/10587-00-008	07/22/14	\$ 56,164	\$ 56,164
Yuba County Office of Education	Yuba	Special Education School 7	50/10587-00-009	07/22/14	\$ 56,164	\$ 56,164
Firebaugh-Las Deltas Unified	Fresno	Mills (Arthur E.) Intermediate	50/73809-00-004	07/31/14	\$ 782,366	\$ -
Marin County Office of Education	Marin	Marin Community	50/10215-00-001	08/14/14	\$ 1,532,100	\$ -
Bakersfield City Elementary	Kern	Dr. Douglas K. Fletcher Elementary	50/63321-00-028	08/14/14	\$ 778,252	\$ -
Bakersfield City Elementary	Kern	Sequoia Middle	50/63321-00-029	08/14/14	\$ 1,916,665	\$ -
Bakers Canyon Joint Unified	Fresno	Alta Elementary	50/62265-00-010	08/15/14	\$ 724,408	\$ -
Sequoia Union High	San Mateo	Myrtle Street	50/69062-00-013	08/18/14	\$ 8,512,435	\$ -
San Ramon Valley Unified	Contra Costa	Gale Ranch Middle	50/61804-00-038	08/20/14	\$ 482,106	\$ -
San Ramon Valley Unified	Contra Costa	Dougherty Valley High	50/61804-00-039	08/20/14	\$ 1,615,969	\$ -
Washington Colony Elementary	Fresno	Washington Colony Elementary	50/62513-00-001	08/20/14	\$ 2,182,944	\$ 2,182,944
Templeton Unified	San Luis Obispo	Templeton Elementary	50/68841-00-001	08/20/14	\$ 978,993	\$ -
Oxnard Elementary	Ventura	Southwest (Seabridge)	50/72538-00-010	08/25/14	\$ 1,399,104	\$ 1,399,104
Grossmont Union High	San Diego	Elite Academy	50/68130-13-006	09/02/14	\$ 2,705,363	\$ -
Irvine Unified	Orange	Irvine High	50/73650-00-020	09/02/14	\$ 6,138,311	\$ -
Clovis Unified	Fresno	Clark Intermediate	50/62117-00-019	09/05/14	\$ 3,602,578	\$ -
Dublin Unified	Alameda	J.M. Amador Elementary	50/75093-00-010	09/19/14	\$ 30,095,249	\$ -
Clovis Unified	Fresno	Sierra Vista Elementary	50/62117-00-020	09/23/14	\$ 311,626	\$ -
Ripon Unified	San Joaquin	Weston Elementary	50/68650-00-006	09/25/14	\$ 6,566,957	\$ -
Etiwanda Elementary	San Bernardino	David W. Long Elementary	50/67702-00-014	10/23/14	\$ 1,539,556	\$ -
Newhall Elementary	Los Angeles	Newhall Elementary	50/64832-00-005	10/30/14	\$ 5,139,703	\$ -
Newhall Elementary	Los Angeles	Old Orchard Elementary	50/64832-00-006	10/30/14	\$ 4,613,319	\$ -
Central Unified	Fresno	New High	50/73965-00-018	10/31/14	\$ 46,521,629	\$ -
Oxnard Elementary	Ventura	Harrington Elementary	50/72538-00-011	11/14/14	\$ 10,354,774	\$ -
Plaza Elementary	Glenn	Plaza Elementary	50/62638-00-002	12/03/14	\$ 117,939	\$ 117,939
Liberty Elementary	Tulare	Liberty Elementary	50/71985-00-003	12/03/14	\$ 1,721,086	\$ 1,721,086
Visalia Unified	Tulare	Redwood High	50/72256-00-028	12/03/14	\$ 7,143,776	\$ -
Los Banos Unified	Merced	New Middle	50/65755-00-009	12/23/14	\$ 14,960,089	\$ -
Monterey County Office of Education	Monterey	Salinas Community	50/10272-00-011	12/30/14	\$ 2,541,064	\$ 2,541,064
Manzanita Elementary	Butte	Manzanita Elementary	50/61499-00-003	12/30/14	\$ 2,866,696	\$ 2,866,696
Pixley Union Elementary	Tulare	Pixley Elementary	50/72041-00-002	12/30/14	\$ 3,245,795	\$ 3,245,795
Pixley Union Elementary	Tulare	Pixley Middle	50/72041-00-003	12/30/14	\$ 1,678,242	\$ 1,678,242
Irvine Unified	Orange	Portola Springs High	50/73650-00-021	01/08/15	\$ 123,721,268	\$ -
Ducor Union Elementary	Tulare	Ducor Elementary	50/71894-00-002	01/13/15	\$ 2,319,460	\$ -
Sulphur Springs Union Elementary	Los Angeles	Pinetree Community Elementary	50/65045-00-009	01/28/15	\$ 4,144,353	\$ -
Long Beach Unified	Los Angeles	David Starr Jordan High	50/64725-00-017	02/05/15	\$ 15,950,000	\$ -
Long Beach Unified	Los Angeles	David Starr Jordan High	50/64725-00-018	02/05/15	\$ 9,582,703	\$ -
Oxnard Elementary	Ventura	Drifill Elementary	50/72538-00-012	02/09/15	\$ 1,664,334	\$ -
McFarland Unified	Kern	New Elementary	50/73908-00-010	02/23/15	\$ 8,595,998	\$ -
Elk Grove Unified	Sacramento	Dillard Elementary	50/67314-00-044	03/23/15	\$ 5,108,855	\$ -
Fremont Union High	Santa Clara	Homestead High	50/69468-00-004	03/25/15	\$ 1,976,666	\$ -

SFP APPLICATIONS
New Construction and Charter School Facilities Program
- Workload as of January 31, 2018 -

District	County	Site Name	Application Number	50-04 Date Received	Estimated State Grant (a)	Financial Hardship (b)
Chaffey Joint Union High	San Bernardino	Rancho Cucamonga High	50/67652-00-016	04/03/15	\$ 1,643,765	\$ -
Chaffey Joint Union High	San Bernardino	Etiwanda High	50/67652-00-017	04/03/15	\$ 2,157,761	\$ -
Santa Maria-Bonita	Santa Barbara	Acquistapace	50/69120-00-018	04/10/15	\$ 1,764,277	\$ -
Santa Maria-Bonita	Santa Barbara	Tommie Knust	50/69120-00-019	04/10/15	\$ 3,887,345	\$ -
Irvine Unified	Orange	Portola Springs Elementary	50/73650-00-022	04/13/15	\$ 29,839,911	\$ -
Sulpher Springs Union Elementary	Los Angeles	Valley View Elementary	50/65045-00-010	04/28/15	\$ 5,703,458	\$ -
Irvine Unified	Orange	Beacon Park	50/73650-00-023	04/29/15	\$ 36,959,900	\$ -
Chaffey Joint Union High	San Bernardino	Alta Loma High	50/67652-00-018	05/01/15	\$ 2,649,434	\$ -
Chaffey Joint Union High	San Bernardino	Ontario High	50/67652-00-019	05/07/15	\$ 2,910,144	\$ -
San Dieguito Union High	San Diego	Pacific Trails Middle	50/68346-00-004	05/08/15	\$ 14,687,083	\$ -
Burrel Union Elementary	Fresno	Burrel Elementary	50/62042-00-001	05/22/15	\$ 168,978	\$ 168,978
Temple City Unified	Los Angeles	Doug Sears Learning Center	50/65052-00-002	06/19/15	\$ 452,717	\$ -
Irvine Unified	Orange	Northwood High (Culinary Arts)	50/73650-00-024	07/22/15	\$ 453,283	\$ -
Irvine Unified	Orange	Creekside High (Culinary Arts)	50/73650-00-025	07/22/15	\$ 499,337	\$ -
Sequoia Union High	San Mateo	Menlo-Atherton High	50/69062-01-006	07/29/15	\$ 2,396,850	\$ -
Alisal Union	Monterey	Bardin Elementary	50/65961-00-009	07/30/15	\$ 1,072,281	\$ 1,072,281
Solano County Office of Education	Solano	Armijo High	50/10488-00-029	08/03/15	\$ 971,682	\$ 971,682
Palm Springs Unified	Riverside	Cielo Vista Charter	50/67173-00-004	08/03/15	\$ 964,455	\$ -
Oxnard Union High	Ventura	Rancho Campana High	50/72546-00-001	08/03/15	\$ 19,776,228	\$ -
San Marcos Unified	San Diego	Double Peak	50/73791-00-015	08/03/15	\$ 34,823,016	\$ -
Irvine Unified	Orange	Jeffrey Trail Middle	50/73650-00-026	08/05/15	\$ 1,149,226	\$ -
Irvine Unified	Orange	Cypress Village Elementary	50/73650-00-027	08/05/15	\$ 1,300,562	\$ -
Santa Maria Joint Union High	Santa Barbara	Santa Maria High	50/69310-00-005	08/06/15	\$ 1,396,468	\$ -
Downey Unified	Los Angeles	Warren High	50/64451-00-012	08/12/15	\$ 904,943	\$ -
Fresno Unified	Fresno	Baird Middle	50/62166-00-030	08/17/15	\$ 1,600,107	\$ -
Merced City Elementary	Merced	Charles Wright Elementary	50/65771-00-017	08/17/15	\$ 189,225	\$ -
Merced City Elementary	Merced	John Muir Elementary	50/65771-00-018	08/17/15	\$ 400,829	\$ -
Merced City Elementary	Merced	Burbank Elementary	50/65771-00-019	08/17/15	\$ 378,450	\$ -
Merced City Elementary	Merced	Rivera Elementary	50/65771-00-020	08/17/15	\$ 5,328,632	\$ -
Sanger Unified	Fresno	Sanger High	50/62414-00-015	08/19/15	\$ 978,373	\$ -
Brawley Elementary	Imperial	Barbara Worth Junior High	50/63073-00-001	08/25/15	\$ 2,012,933	\$ -
Larkspur Elementary	Marin	The Cove	50/65367-00-001	08/28/15	\$ 1,545,351	\$ -
Dehesa	San Diego	Dehesa Elementary	50/68049-00-001	08/31/15	\$ 2,450,571	\$ -
Fremont Unified	Alameda	Azeveda (Joseph) Elementary	50/61176-00-005	09/18/15	\$ 1,352,221	\$ -
Fremont Unified	Alameda	Mattos (John G.) Elementary	50/61176-00-006	09/18/15	\$ 1,391,882	\$ -
Santa Maria Joint Union High	Santa Barbara	Pioneer Valley High	50/69310-00-006	09/18/15	\$ 3,300,368	\$ -
Clovis Unified	Fresno	Temperance Clinton Elementary	50/62117-00-021	09/22/15	\$ 11,554,700	\$ -
Newport-Mesa Unified	Orange	Newport Harbor High	50/66597-00-019	09/22/15	\$ 2,006,783	\$ -
Victor Elementary	San Bernardino	Arrowhead Elementary	50/67918-00-010	09/28/15	\$ 8,890,173	\$ -
Grossmont Union High	San Diego	Monte Vista High	50/68130-00-001	10/01/15	\$ 2,497,982	\$ -
Riverdale Joint Unified	Fresno	Riverdale High	50/75408-00-001	10/01/15	\$ 1,916,025	\$ -
Sanger Unified	Fresno	Madison Elementary	50/62414-00-016	10/05/15	\$ 1,117,400	\$ -
Ventura County Office Of Education	Ventura	Gateway Community	50/10561-00-004	10/09/15	\$ 621,901	\$ 621,901

SFP APPLICATIONS
New Construction and Charter School Facilities Program
- Workload as of January 31, 2018 -

District	County	Site Name	Application Number	50-04 Date Received	Estimated State Grant (a)	Financial Hardship (b)
Shiloh Elementary	Stanislaus	Shiloh Elementary	50/71274-00-001	10/19/15	\$ 2,637,229	\$ 2,637,229
Fremont Unified	Alameda	Irvington High	50/61176-00-007	10/29/15	\$ 4,926,653	\$ -
Grossmont Union High	San Diego	Valhala High	50/68130-00-002	10/29/15	\$ 3,858,896	\$ -
Chico Unified	Butte	Marsh (Harry M.) Junior High	50/61424-00-004	10/30/15	\$ 1,359,460	\$ -
Chico Unified	Butte	Marsh (Harry M.) Junior High	50/61424-00-005	10/30/15	\$ 779,623	\$ -
Chico Unified	Butte	Chico Junior High	50/61424-00-006	10/30/15	\$ 1,349,660	\$ -
Salinas Union High	Monterey	New High #5	50/66159-00-006	10/30/15	\$ 29,477,632	\$ -
Palm Springs Unified	Riverside	Raymond Cree Middle	50/67173-00-005	10/30/15	\$ 2,932,202	\$ -
Elk Grove Unified	Sacramento	Anatolia II Elementary	50/67314-00-045	10/30/15	\$ 11,103,115	\$ -
Orange County Office of Education	Orange	Community School #9	50/10306-00-019	11/02/15	\$ 8,467,056	\$ 8,467,056
Grossmont Union High	San Diego	Granite Hills High	50/68130-00-003	11/02/15	\$ 2,051,438	\$ -
Centinela Valley Union High	Los Angeles	Lawndale High	50/64352-00-005	11/13/15	\$ 4,589,460	\$ -
Sundale Union Elementary	Tulare	Sundale Elementary	50/72173-00-006	11/20/15	\$ 655,814	\$ 655,814
Oak Valley Union Elementary	Tulare	Oak Valley Elementary	50/72017-00-005	12/01/15	\$ 154,982	\$ 154,982
Rocklin Unified	Placer	Granite Oaks Middle	50/75085-00-013	12/29/15	\$ 3,481,565	\$ -
Roseville City Elementary	Placer	W-70 Elementary	50/66910-00-014	01/27/16	\$ 9,632,057	\$ -
Raisin City Elementary	Fresno	Raisin City Elementary	50/62380-00-001	03/10/16	\$ 3,535,707	\$ 3,535,707
Visalia Unified	Tulare	New Visalia Middle	50/72256-00-029	03/29/16	\$ 15,096,058	\$ -
Porterville Unified	Tulare	Belleview Elementary	50/75523-00-007	03/29/16	\$ 3,236,061	\$ -
Sequoia Union High	San Mateo	Sequoia High	50/69062-00-014	04/05/16	\$ 453,283	\$ -
Sequoia Union High	San Mateo	Carlmont High	50/69062-00-015	04/06/16	\$ 5,162,761	\$ -
Clay Joint Elementary	Fresno	Clay Elementary	50/62109-00-002	04/11/16	\$ 28,870	\$ 28,870
Natomas Unified	Sacramento	Natomas Star Academy Charter	50/75283-00-015	04/12/16	\$ 8,792,567	\$ -
San Ramon Valley Unified	Contra Costa	Dougherty Valley High	50/61804-00-041	04/14/16	\$ 4,048,034	\$ -
Sanger Unified	Fresno	John Wash	50/62414-00-017	04/25/16	\$ 2,221,535	\$ -
Downey Unified	Los Angeles	Warren High	50/64451-00-013	04/25/16	\$ 1,390,932	\$ -
San Ramon Valley Unified	Contra Costa	Bella Vista Elementary	50/61804-00-040	05/06/16	\$ 10,890,387	\$ -
Chaffey Joint Union High	San Bernardino	Chaffey High	50/67652-00-020	05/12/16	\$ 13,256,842	\$ -
Irvine Unified	Orange	Portola Springs Elementary	50/73650-00-028	06/01/16	\$ 1,421,676	\$ -
Santa Rita Union Elementary	Monterey	Kantro K-8 Site	50/66191-00-008	06/02/16	\$ 1,110,400	\$ 1,110,400
Santa Rita Union Elementary	Monterey	Sbrana K-5 Site	50/66191-00-009	06/02/16	\$ 721,760	\$ 721,760
Sequoia Union High	San Mateo	Sequoia High	50/69062-00-016	06/28/16	\$ 6,806,310	\$ -
Santa Rita Union Elementary	Monterey	Bolsa Knolls Middle	50/66191-00-010	07/01/16	\$ 1,806,969	\$ 1,806,969
Sequoia Union High	San Mateo	Menlo-Atherton High	50/69062-01-007	07/14/16	\$ 5,589,541	\$ -
Alisal Union	Monterey	Frank Paul Elementary	50/65961-00-010	07/18/16	\$ 3,651,342	\$ -
Atwater Elementary	Merced	Thomas Olaeta Elementary	50/65631-00-003	07/22/16	\$ 294,744	\$ -
Atwater Elementary	Merced	Shaffer Elementary	50/65631-00-004	07/22/16	\$ 315,430	\$ -
Elk Grove Unified	Sacramento	Laguna Ridge North Elementary	50/67314-00-046	07/22/16	\$ 14,169,483	\$ -
Bonsall Unified	San Diego	Norman L. Sullivan Middle	50/76851-00-001	07/22/16	\$ 3,649,982	\$ -
William S. Hart Union High	Los Angeles	Canyon High	50/65136-00-011	07/25/16	\$ 2,169,718	\$ -
Fresno Unified	Fresno	Figarden Elementary	50/62166-00-031	07/27/16	\$ 5,565,448	\$ -
Irvine Unified	Orange	Cypress Village Elementary	50/73650-00-029	08/01/16	\$ 876,147	\$ -
Irvine Unified	Orange	PA 5B Elementary	50/73650-00-030	08/01/16	\$ 49,184,798	\$ -

SFP APPLICATIONS
New Construction and Charter School Facilities Program
- Workload as of January 31, 2018 -

District	County	Site Name	Application Number	50-04 Date Received	Estimated State Grant (a)	Financial Hardship (b)
Temple City Unified	Los Angeles	Temple City High	50/65052-00-003	08/02/16	\$ 4,985,620	\$ -
Palm Springs Unified	Riverside	Katherine Finchy Elementary	50/67173-00-006	08/03/16	\$ 419,780	\$ -
Palm Springs Unified	Riverside	Landau Elementary	50/67173-00-007	08/03/16	\$ 1,735,747	\$ -
Palm Springs Unified	Riverside	Rio Vista Elementary	50/67173-00-008	08/03/16	\$ 319,070	\$ -
Palm Springs Unified	Riverside	Sunny Sands Elementary	50/67173-00-009	08/03/16	\$ 773,042	\$ -
Palm Springs Unified	Riverside	Cabot Yerxa Elementary	50/67173-00-010	08/03/16	\$ 356,574	\$ -
Palm Springs Unified	Riverside	Cathedral City Elementary	50/67173-00-011	08/03/16	\$ 695,316	\$ -
Palm Springs Unified	Riverside	Bella Vista Elementary	50/67173-00-012	08/03/16	\$ 531,104	\$ -
Perris Elementary	Riverside	Clearwater Elementary	50/67199-00-012	08/05/16	\$ 13,608,405	\$ -
Bakersfield City Elementary	Kern	Voorhies Elementary	50/63321-00-030	08/11/16	\$ 3,229,377	\$ -
Azusa Unified	Los Angeles	Ellington (Alice M.) Elementary	50/64279-00-001	08/11/16	\$ 70,113	\$ -
Fairfield-Suisun Unified	Solano	Public Safety Academy	50/70540-00-026	08/11/16	\$ 1,885,017	\$ -
Palm Springs Unified	Riverside	Two Bunch Palms Elementary	50/67173-00-013	08/12/16	\$ 334,328	\$ -
Panama-Buena Vista Union	Kern	Sing Lum Elementary	50/63362-00-040	08/15/16	\$ 8,988,375	\$ -
Etiwanda Elementary	San Bernardino	Elementary #13	50/67702-00-015	08/15/16	\$ 15,179,007	\$ -
Guadalupe Union Elementary	Santa Barbara	New Middle	50/69203-00-001	08/15/16	\$ 9,470,146	\$ 9,470,146
Natomas Unified	Sacramento	Bannon Creek Elementary	50/75283-00-016	08/16/16	\$ 5,341,955	\$ -
Burlingame	San Mateo	Burlingame Intermediate	50/68882-00-003	08/18/16	\$ 4,337,469	\$ -
Burlingame	San Mateo	Hoover Elementary	50/68882-00-004	08/18/16	\$ 5,995,695	\$ -
Riverside Unified	Riverside	Riverside STEM Academy	50/67215-00-026	08/24/16	\$ 452,717	\$ -
Riverside Unified	Riverside	Jefferson Elementary	50/67215-00-027	08/24/16	\$ 311,237	\$ -
Riverside Unified	Riverside	Castle View Elementary	50/67215-00-028	08/24/16	\$ 311,237	\$ -
Fremont Unified	Alameda	Warm Springs Elementary	50/61176-00-008	08/29/16	\$ 4,143,412	\$ -
Liberty Union High	Contra Costa	Liberty High	50/61721-00-006	09/14/16	\$ 2,748,797	\$ -
Whittier City Elementary	Los Angeles	Wallen L. Andrews Elementary	50/65110-00-009	09/15/16	\$ 2,325,066	\$ -
Whittier City Elementary	Los Angeles	Phelan (Daniel) Elementary	50/65110-00-010	09/16/16	\$ 680,996	\$ -
Kerman Unified	Fresno	Kerman Middle	50/73999-00-008	09/21/16	\$ 296,785	\$ -
Madera Unified	Madera	New K-6 Elementary	50/65243-00-010	09/29/16	\$ 11,445,005	\$ -
Pleasant View Elementary	Tulare	Pleasant View Elementary	50/72058-00-003	09/29/16	\$ 1,805,553	\$ 1,805,553
Capistrano Unified	Orange	San Clemente High	50/66464-00-020	10/25/16	\$ 8,592,144	\$ -
Capistrano Unified	Orange	San Juan Hills High	50/66464-00-021	10/25/16	\$ 8,115,189	\$ -
Pioneer Union Elementary	Kings	Pioneer Elementary	50/63990-00-003	10/26/16	\$ 4,337,647	\$ -
Merced City Elementary	Merced	Peterson Elementary	50/65771-00-021	10/26/16	\$ 713,510	\$ -
Bayshore Elementary	San Mateo	Bayshore Elementary	50/68858-00-001	10/26/16	\$ 2,575,585	\$ -
Los Banos Unified	Merced	Merced Springs Elementary	50/65755-00-010	10/27/16	\$ 4,733,373	\$ -
Chaffey Joint Union High	San Bernardino	Rancho Cucamonga High	50/67652-00-021	10/27/16	\$ 1,619,213	\$ -
Fresno Unified	Fresno	Turner Elementary	50/62166-00-032	10/28/16	\$ 2,681,414	\$ -
Sanger Unified	Fresno	Sanger Academy Charter	50/62414-00-018	10/28/16	\$ 1,519,111	\$ -
Manteca Unified	San Joaquin	Shasta Elementary	50/68593-00-024	10/28/16	\$ 2,210,445	\$ -
Manteca Unified	San Joaquin	Lathrop Elementary	50/68593-00-025	10/28/16	\$ 2,782,724	\$ -
Manteca Unified	San Joaquin	Sequoia Elementary	50/68593-00-026	10/28/16	\$ 2,302,306	\$ -
Central Union High	Imperial	Phoenix Rising High	50/63115-00-001	10/31/16	\$ 469,996	\$ -
Heber Elementary	Imperial	Dogwood Elementary	50/63131-00-005	10/31/16	\$ 1,938,209	\$ 1,938,209

SFP APPLICATIONS
New Construction and Charter School Facilities Program
- Workload as of January 31, 2018 -

District	County	Site Name	Application Number	50-04 Date Received	Estimated State Grant (a)	Financial Hardship (b)
Sequoia Union High	San Mateo	Menlo-Atherton High	50/69062-00-017	10/31/16	\$ 3,032,044	\$ -
Ceres Unified	Stanislaus	Ceres High	50/71043-00-033	10/31/16	\$ 1,529,877	\$ -
Windsor Unified	Sonoma	Windsor Oaks Academy	50/75358-00-016	10/31/16	\$ 2,167,755	\$ -
Dinuba Unified	Tulare	New High	50/75531-00-006	10/31/16	\$ 5,179,575	\$ 5,179,575
Lancaster Elementary	Los Angeles	Endeavour Middle	50/64667-00-010	11/01/16	\$ 1,402,297	\$ -
Tipton Elementary	Tulare	Tipton Elementary	50/72215-00-002	11/22/16	\$ 2,548,113	\$ 2,548,113
Long Beach Unified	Los Angeles	Browning High	50/64725-00-019	12/12/16	\$ 14,094,276	\$ -
Santa Maria-Bonita	Santa Barbara	Ida Redmond Taylor Elementary	50/69120-00-020	12/19/16	\$ 1,732,224	\$ -
Santa Maria-Bonita	Santa Barbara	Liberty Elementary	50/69120-00-021	12/19/16	\$ 1,732,224	\$ -
William S. Hart Union High	Los Angeles	Castaic High	50/65136-00-012	12/29/16	\$ 64,405,723	\$ -
Folsom-Cordova Unified	Sacramento	Sundahl (Carl H.) Elementary	50/67330-21-009	01/06/17	\$ 6,088,796	\$ -
Greenfield Union Elementary	Monterey	Apple Avenue Elementary	50/66035-00-002	01/07/17	\$ 2,345,428	\$ 2,345,428
Corcoran Joint Unified	Kings	John Muir Middle	50/63891-00-001	01/13/17	\$ 750,830	\$ -
Natomas Unified	Sacramento	Westlake K-8 Charter	50/75283-00-017	01/13/17	\$ 17,136,100	\$ -
Perris Union High	Riverside	High School #4	50/67207-00-010	01/19/17	\$ 51,487,315	\$ -
Pacific Elementary	Santa Cruz	Pacific Elementary	50/69781-00-001	01/20/17	\$ 111,040	\$ 111,040
Pacific Elementary	Santa Cruz	Pacific Elementary	50/69781-00-002	01/20/17	\$ 111,040	\$ 111,040
Arvin Union Elementary	Kern	Sierra Vista Elementary	50/63313-00-003	01/26/17	\$ 3,734,020	\$ -
Visalia Unified	Tulare	Riverway Elementary	50/72256-00-030	01/26/17	\$ 11,114,715	\$ -
Natomas Unified	Sacramento	Heron Elementary	50/75283-00-018	02/03/17	\$ 3,124,919	\$ -
Natomas Unified	Sacramento	Discovery High	50/75283-00-019	02/03/17	\$ 518,124	\$ -
Pomona Unified	Los Angeles	Philadelphia Elementary	50/64907-00-032	02/06/17	\$ 2,330,783	\$ -
Corcoran Joint Unified	Kings	Mark Twain Elementary	50/63891-00-002	02/07/17	\$ 1,327,950	\$ -
Los Molinos Unified	Tehama	Los Molinos Elementary	50/71571-00-001	02/07/17	\$ 553,824	\$ 553,824
Stockton Unified	San Joaquin	El Dorado Elementary	50/68676-04-002	02/09/17	\$ 423,811	\$ -
Sequoia Union Elementary	Tulare	Sequoia Elementary	50/72116-00-002	02/24/17	\$ 427,885	\$ 427,885
Jurupa Unified	Riverside	New K-8 School #5	50/67090-00-012	03/07/17	\$ 15,507,131	\$ -
William S. Hart Union High	Los Angeles	Saugus High	50/65136-00-013	03/10/17	\$ 1,505,563	\$ -
Buena Vista Elementary	Tulare	Buena Vista Elementary	50/71829-00-003	03/15/17	\$ 2,966,043	\$ 2,966,043
Capistrano Unified	Orange	Esencia K-8	50/66464-00-022	03/22/17	\$ 35,047,431	\$ -
Los Angeles Unified	Los Angeles	Vaughn Elementary School Arts Center	54/**	04/12/17	\$ -	\$ -
Los Angeles Unified	Los Angeles	Vaughn Middle School Arts Center	54/**	04/12/17	\$ -	\$ -
Los Angeles Unified	Los Angeles	Vaughn High School Arts Center	54/**	04/12/17	\$ -	\$ -
Scotts Valley Unified	Santa Cruz	Scotts Valley Middle	50/75432-00-001	04/20/17	\$ 5,317,001	\$ -
Orange Unified	Orange	El Rancho Charter	54/**	04/20/17	\$ -	\$ -
Downey Unified	Los Angeles	Stauffer Middle	50/64451-00-014	04/21/17	\$ 2,784,640	\$ -
Elk Grove Unified	Sacramento	East Franklin Elementary	50/67314-00-047	04/24/17	\$ 14,783,137	\$ -
Chula Vista Elementary	San Diego	Saburo Muraoka Elementary	50/68023-00-012	04/26/17	\$ 17,912,631	\$ -
Capistrano Unified	Orange	Tesoro High	50/66464-00-023	05/05/17	\$ 7,841,392	\$ -
Brittan Elementary	Sutter	Brittan Elementary	50/71357-00-002	05/05/17	\$ 4,097,432	\$ 4,097,432
Downey Unified	Los Angeles	Stauffer Middle	50/64451-00-015	05/08/17	\$ 2,332,553	\$ -
Kern High	Kern	Foothill High	50/63529-00-009	05/17/17	\$ 968,944	\$ -
San Diego Unified	San Diego	Health Sciences High and Middle College	54/**	05/18/17	\$ -	\$ -

SFP APPLICATIONS
New Construction and Charter School Facilities Program
- Workload as of January 31, 2018 -

District	County	Site Name	Application Number	50-04 Date Received	Estimated State Grant (a)	Financial Hardship (b)
San Diego Unified	San Diego	Innovations Academy	54/**	05/18/17	\$ -	\$ -
San Diego Unified	San Diego	Museum School	54/**	05/18/17	\$ -	\$ -
San Diego Unified	San Diego	San Diego Cooperative Charter School	54/**	05/18/17	\$ -	\$ -
Natomas Unified	Sacramento	Westlake K-8 Charter	54/**	05/22/17	\$ -	\$ -
Vallejo Unified	Solano	MIT Academy Middle School	54/**	05/22/17	\$ -	\$ -
Vallejo Unified	Solano	MIT Academy Middle School	54/**	05/22/17	\$ -	\$ -
Vallejo Unified	Solano	MIT Academy High School	54/**	05/22/17	\$ -	\$ -
Vallejo Unified	Solano	MIT Academy High School	54/**	05/22/17	\$ -	\$ -
Windsor Unified	Sonoma	Cali Calmecac Language Academy	54/**	05/25/17	\$ -	\$ -
Windsor Unified	Sonoma	Cali Calmecac Language Academy	54/**	05/25/17	\$ -	\$ -
Oakland Unified	Alameda	Oakland Unity High	54/**	05/26/17	\$ -	\$ -
Twin Hills Union Elementary	Sonoma	Twin Hills Charter Middle School	54/**	05/26/17	\$ -	\$ -
Ventura Unified	Ventura	Ventura Charter School	54/**	05/26/17	\$ -	\$ -
Oakland Unified	Alameda	Yu Ming Charter School (Herzog)	54/**	05/26/17	\$ -	\$ -
Oakland Unified	Alameda	Yu Ming Charter School (Herzog)	54/**	05/26/17	\$ -	\$ -
Natomas Unified	Sacramento	NP3 Elementary School (Rehab)	54/**	05/26/17	\$ -	\$ -
Los Angeles Unified	Los Angeles	Bright Star Secondary Charter Acadmey	54/**	05/30/17	\$ -	\$ -
Los Angeles Unified	Los Angeles	Palisades Charter High School	54/**	05/30/17	\$ -	\$ -
Los Angeles Unified	Los Angeles	Rise Kohyang Middle School	54/**	05/30/17	\$ -	\$ -
Los Angeles Unified	Los Angeles	Stella Elementary Charter Academy	54/**	05/30/17	\$ -	\$ -
Los Angeles Unified	Los Angeles	Stella Middle Charter Academy	54/**	05/30/17	\$ -	\$ -
Los Angeles Unified	Los Angeles	Synergy Charter Academy (6-8)	54/**	05/30/17	\$ -	\$ -
Los Angeles Unified	Los Angeles	Synergy Charter Academy (9-12)	54/**	05/30/17	\$ -	\$ -
Los Angeles Unified	Los Angeles	Synergy Charter Academy (K-5)	54/**	05/30/17	\$ -	\$ -
Los Angeles Unified	Los Angeles	Valor Academy Elementary School	54/**	05/30/17	\$ -	\$ -
Chico Unified	Butte	Inspire School of Arts and Sciences	54/**	05/30/17	\$ -	\$ -
Chico Unified	Butte	Inspire School of Arts and Sciences	54/**	05/30/17	\$ -	\$ -
Los Angeles Unified	Los Angeles	Rise Kohyang High School	54/**	05/30/17	\$ -	\$ -
Los Angeles Unified	Los Angeles	Birmingham Community Charter High	54/**	05/31/17	\$ -	\$ -
Los Angeles Unified	Los Angeles	New Heights Charter School	54/**	05/31/17	\$ -	\$ -
Oakland Unified	Alameda	Aspire College Academy	54/**	06/01/17	\$ -	\$ -
Los Angeles Unified	Los Angeles	Aspire Centennial College Preparatory	54/**	06/01/17	\$ -	\$ -
Los Angeles Unified	Los Angeles	Libertas College Prep	54/**	06/01/17	\$ -	\$ -
Chawanakee Unified	Madera	Minarets Charter High School	54/**	06/01/17	\$ -	\$ -
Grass Valley Elementary	Nevada	Nevada City School of the Arts	54/**	06/01/17	\$ -	\$ -
Sacramento City Unified	Sacramento	Aspire Capitol Heights Academy	54/**	06/01/17	\$ -	\$ -
Stockton Unified	San Joaquin	Aspire APEX Academy	54/**	06/01/17	\$ -	\$ -
Camio Unified	El Dorado	Camino Science and Natural Resources Charter	54/**	06/02/17	\$ -	\$ -
Camio Unified	El Dorado	Camino Science and Natural Resources Charter	54/**	06/02/17	\$ -	\$ -
Los Angeles Unified	Los Angeles	USC College Prep Blue Campus	54/**	06/02/17	\$ -	\$ -
Los Angeles Unified	Los Angeles	USC College Prep Orange Campus	54/**	06/02/17	\$ -	\$ -
San Carlos Elementary	San Mateo	Charter Learning Center	54/**	06/02/17	\$ -	\$ -
San Carlos Elementary	San Mateo	Charter Learning Center	54/**	06/02/17	\$ -	\$ -

SFP APPLICATIONS
New Construction and Charter School Facilities Program
- Workload as of January 31, 2018 -

District	County	Site Name	Application Number	50-04 Date Received	Estimated State Grant (a)	Financial Hardship (b)
Oakland Unified	Alameda	Aspire Berkeley Maynard	54/**	06/02/17	\$ -	\$ -
San Diego Unified	San Diego	O'Farrell Community School	54/**	06/02/17	\$ -	\$ -
Hayward Unified	Alameda	Silver Oak High	54/**	06/05/17	\$ -	\$ -
Oakland Unified	Alameda	American Indian Public High	54/**	06/05/17	\$ -	\$ -
Oakland Unified	Alameda	Envision Education - Envision Academy of Arts and	54/**	06/05/17	\$ -	\$ -
Oakland Unified	Alameda	Oakland School for the Arts	54/**	06/05/17	\$ -	\$ -
Oroville City Elementary	Butte	STREAM Charter	54/**	06/05/17	\$ -	\$ -
Clovis Unified	Fresno	Clovis Online Charter High	54/**	06/05/17	\$ -	\$ -
Clovis Unified	Fresno	Clovis Online Charter High	54/**	06/05/17	\$ -	\$ -
Clovis Unified	Fresno	Clovis Online Charter	54/**	06/05/17	\$ -	\$ -
Clovis Unified	Fresno	Clovis Online Charter	54/**	06/05/17	\$ -	\$ -
Kings Canyon Unified	Fresno	Reedley Middle College High	54/**	06/05/17	\$ -	\$ -
Sanger Unified	Fresno	Hallmark Charter	54/**	06/05/17	\$ -	\$ -
Sanger Unified	Fresno	Hallmark Charter	54/**	06/05/17	\$ -	\$ -
Imperial County Office of Education	Imperial	Imperial Pathways Charter - Del Rio Campus	54/**	06/05/17	\$ -	\$ -
Imperial County Office of Education	Imperial	Imperial Pathways Charter - Valley Campus	54/**	06/05/17	\$ -	\$ -
Lemoore Union High	Kings	Lemoore Middle College High	54/**	06/05/17	\$ -	\$ -
Inglewood Unified	Los Angeles	ICEF Inglewood Elementary Charter	54/**	06/05/17	\$ -	\$ -
Inglewood Unified	Los Angeles	ICEF Inglewood Elementary Charter	54/**	06/05/17	\$ -	\$ -
Inglewood Unified	Los Angeles	Today's Fresh Start - Inglewood	54/**	06/05/17	\$ -	\$ -
Long Beach Unified	Los Angeles	Intellectual Virtues Academy High	54/**	06/05/17	\$ -	\$ -
Los Angeles Unified	Los Angeles	Academia Avance	54/**	06/05/17	\$ -	\$ -
Los Angeles Unified	Los Angeles	Citizens of the World 2 (Silver Lake)	54/**	06/05/17	\$ -	\$ -
Los Angeles Unified	Los Angeles	Citizens of the World 3 (Mar Vista)	54/**	06/05/17	\$ -	\$ -
Los Angeles Unified	Los Angeles	Citizens of the World Hollywood Charter	54/**	06/05/17	\$ -	\$ -
Los Angeles Unified	Los Angeles	City Charter	54/**	06/05/17	\$ -	\$ -
Los Angeles Unified	Los Angeles	Colfax Elementary	54/**	06/05/17	\$ -	\$ -
Los Angeles Unified	Los Angeles	Extera Public Schools #1	54/**	06/05/17	\$ -	\$ -
Los Angeles Unified	Los Angeles	Extera Public Schools #2	54/**	06/05/17	\$ -	\$ -
Los Angeles Unified	Los Angeles	Gabriella Charter	54/**	06/05/17	\$ -	\$ -
Los Angeles Unified	Los Angeles	Gabriella Charter #2	54/**	06/05/17	\$ -	\$ -
Los Angeles Unified	Los Angeles	Granada Hills Charter Devonshire Campus	54/**	06/05/17	\$ -	\$ -
Los Angeles Unified	Los Angeles	Granada Hills Charter New Media Center	54/**	06/05/17	\$ -	\$ -
Los Angeles Unified	Los Angeles	Grover Cleaveland Charter High	54/**	06/05/17	\$ -	\$ -
Los Angeles Unified	Los Angeles	ICEF Vista Elementary Charter Academy	54/**	06/05/17	\$ -	\$ -
Los Angeles Unified	Los Angeles	ICEF Vista Middle Charter Academy	54/**	06/05/17	\$ -	\$ -
Los Angeles Unified	Los Angeles	LA Promise Fund High	54/**	06/05/17	\$ -	\$ -
Los Angeles Unified	Los Angeles	Magnolia Science Academy - 2	54/**	06/05/17	\$ -	\$ -
Los Angeles Unified	Los Angeles	Magnolia Science Academy - 3	54/**	06/05/17	\$ -	\$ -
Los Angeles Unified	Los Angeles	Magnolia Science Academy - 5	54/**	06/05/17	\$ -	\$ -
Los Angeles Unified	Los Angeles	Marquez Charter	54/**	06/05/17	\$ -	\$ -
Los Angeles Unified	Los Angeles	Taft Charter High	54/**	06/05/17	\$ -	\$ -
Los Angeles Unified	Los Angeles	Today's Fresh Start - Compton	54/**	06/05/17	\$ -	\$ -

SFP APPLICATIONS
New Construction and Charter School Facilities Program
- Workload as of January 31, 2018 -

District	County	Site Name	Application Number	50-04 Date Received	Estimated State Grant (a)	Financial Hardship (b)
Los Angeles Unified	Los Angeles	Westside Innovative School House Charter Comm	54/**	06/05/17	\$ -	\$ -
Los Angeles Unified	Los Angeles	Westside Innovative School House Charter High	54/**	06/05/17	\$ -	\$ -
Napa Valley Unified	Napa	River Charter	54/**	06/05/17	\$ -	\$ -
Napa Valley Unified	Napa	River Charter	54/**	06/05/17	\$ -	\$ -
Napa Valley Unified	Napa	Stone Bridge Charter	54/**	06/05/17	\$ -	\$ -
Grass Valley	Nevada	Grass Valley Charter	54/**	06/05/17	\$ -	\$ -
Grass Valley	Nevada	Grass Valley Charter	54/**	06/05/17	\$ -	\$ -
Perris Elementary	Riverside	Innovative Horizons Charter School at Nan Sande	54/**	06/05/17	\$ -	\$ -
Perris Elementary	Riverside	Innovative Horizons Charter School at Nan Sande	54/**	06/05/17	\$ -	\$ -
Riverside County Office of Education	Riverside	Riverside County Education Academy	54/**	06/05/17	\$ -	\$ -
Elk Grove Unified	Sacramento	Elk Grove Charter School Additioan	54/**	06/05/17	\$ -	\$ -
Sacramento City Unified	Sacramento	Capitol Collegiate Academy	54/**	06/05/17	\$ -	\$ -
San Juan Unified	Sacramento	Golden Valley Orchard Charter	54/**	06/05/17	\$ -	\$ -
San Juan Unified	Sacramento	Golden Valley River Charter	54/**	06/05/17	\$ -	\$ -
Twin Rivers Unified	Sacramento	Creative Connections Arts Academy	54/**	06/05/17	\$ -	\$ -
Twin Rivers Unified	Sacramento	Creative Connections Arts Academy	54/**	06/05/17	\$ -	\$ -
Twin Rivers Unified	Sacramento	Smythe Academy	54/**	06/05/17	\$ -	\$ -
Twin Rivers Unified	Sacramento	Smythe Academy	54/**	06/05/17	\$ -	\$ -
Twin Rivers Unified	Sacramento	Westside Prep Academy	54/**	06/05/17	\$ -	\$ -
Twin Rivers Unified	Sacramento	Westside Prep Academy	54/**	06/05/17	\$ -	\$ -
Hollister	San Benito	Navigator Schools - Hollister Prep	54/**	06/05/17	\$ -	\$ -
Hollister	San Benito	Navigator Schools - Hollister Prep	54/**	06/05/17	\$ -	\$ -
San Bernardino City Unified	San Bernardino	SOAR Charter Academy	54/**	06/05/17	\$ -	\$ -
Chula Vista Elementary	San Diego	Arroyo Vista Charter	54/**	06/05/17	\$ -	\$ -
Chula Vista Elementary	San Diego	Chula Vista Learning Community	54/**	06/05/17	\$ -	\$ -
Chula Vista Elementary	San Diego	Chula Vista Learning Community	54/**	06/05/17	\$ -	\$ -
Chula Vista Elementary	San Diego	Discovery Charter	54/**	06/05/17	\$ -	\$ -
Chula Vista Elementary	San Diego	Discovery Charter	54/**	06/05/17	\$ -	\$ -
Chula Vista Elementary	San Diego	Mueller Charter	54/**	06/05/17	\$ -	\$ -
Chula Vista Elementary	San Diego	Mueller Charter	54/**	06/05/17	\$ -	\$ -
Grossmont Union High	San Diego	Liberty Charter High	54/**	06/05/17	\$ -	\$ -
San Diego Unified	San Diego	Magnolia Science Academy - San Diego	54/**	06/05/17	\$ -	\$ -
South Bay Union	San Diego	Nestor Charter	54/**	06/05/17	\$ -	\$ -
Tracy Unified	San Joaquin	Tracy Learning Center - Discovery Charter	54/**	06/05/17	\$ -	\$ -
East Side Union High	Santa Clara	Alpha Public Schools - Cindy Avitia High School	54/**	06/05/17	\$ -	\$ -
Gilroy Unified	Santa Clara	Navigator Schools - Gilroy Prep	54/**	06/05/17	\$ -	\$ -
Enterprise Elementary	Shasta	Pace Academy	54/**	06/05/17	\$ -	\$ -
Enterprise Elementary	Shasta	Pace Academy	54/**	06/05/17	\$ -	\$ -
Old Adobe Union	Sonoma	Loma Vista Immersion Academy	54/**	06/05/17	\$ -	\$ -
Old Adobe Union	Sonoma	Old Adobe Charter	54/**	06/05/17	\$ -	\$ -
Petaluma City Elementary	Sonoma	Live Oak Charter	54/**	06/05/17	\$ -	\$ -
Sebastopol Union	Sonoma	Sebastopol Independent Charter	54/**	06/05/17	\$ -	\$ -
Hayward Unified	Alameda	Golden Oak Montessori of Hayward	54/**	06/05/17	\$ -	\$ -

SFP APPLICATIONS
New Construction and Charter School Facilities Program
- Workload as of January 31, 2018 -

District	County	Site Name	Application Number	50-04 Date Received	Estimated State Grant (a)	Financial Hardship (b)
Hayward Unified	Alameda	Golden Oak Montessori of Hayward	54/**	06/05/17	\$ -	\$ -
Hayward Unified	Alameda	Leadership Public Schools Hayward	54/**	06/05/17	\$ -	\$ -
Hayward Unified	Alameda	Leadership Public Schools Hayward	54/**	06/05/17	\$ -	\$ -
San Lorenzo Unified	Alameda	KIPP Bridge Academy	54/**	06/05/17	\$ -	\$ -
Oakland Unified	Alameda	Education for Change - Lazear Academy	54/**	06/05/17	\$ -	\$ -
Oakland Unified	Alameda	Education for Change - Lazear Academy	54/**	06/05/17	\$ -	\$ -
San Lorenzo Unified	Alameda	KIPP Summit Academy	54/**	06/05/17	\$ -	\$ -
Sacramento City Unified	Sacramento	St. Hope Public School 7 Elementary	54/**	06/05/17	\$ -	\$ -
Sacramento City Unified	Sacramento	St. Hope Public School 7 Elementary	54/**	06/05/17	\$ -	\$ -
San Juan Unified	Sacramento	California Montessori Project - San Juan Campus	54/**	06/05/17	\$ -	\$ -
San Juan Unified	Sacramento	California Montessori Project - San Juan Campus	54/**	06/05/17	\$ -	\$ -
Cajon Valley Union	San Diego	EJE Elementary Academy Charter	54/**	06/05/17	\$ -	\$ -
Cajon Valley Union	San Diego	EJE Middle Academy Charter	54/**	06/05/17	\$ -	\$ -
Cajon Valley Union	San Diego	EJE Middle Academy Charter	54/**	06/05/17	\$ -	\$ -
Chula Vista Elementary	San Diego	Leonardo da Vinci Health Sciences Charter	54/**	06/05/17	\$ -	\$ -
Chula Vista Elementary	San Diego	Feaster Charter	54/**	06/05/17	\$ -	\$ -
Chula Vista Elementary	San Diego	Feaster Charter	54/**	06/05/17	\$ -	\$ -
San Francisco Unified	San Francisco	Creative Arts	54/**	06/05/17	\$ -	\$ -
San Francisco Unified	San Francisco	Creative Arts	54/**	06/05/17	\$ -	\$ -
New Jerusalem Elementary	San Joaquin	Delta Charter	54/**	06/05/17	\$ -	\$ -
East Side Union High	Santa Clara	Luis Valdez Leadership Academy	54/**	06/05/17	\$ -	\$ -
East Side Union High	Santa Clara	Luis Valdez Leadership Academy	54/**	06/05/17	\$ -	\$ -
Morgan Hill Unified	Santa Clara	Charter School of Morgan Hill	54/**	06/05/17	\$ -	\$ -
Washington Unified	Yolo	Washington Middle College High	54/**	06/05/17	\$ -	\$ -
Tracy Unified	San Joaquin	Tracy Learning Center - Primary Charter	54/**	06/05/17	\$ -	\$ -
Lammersville Joint Unified	San Joaquin	Peter Hansen Elementary	50/76760-00-007	06/07/17	\$ 11,873,345	\$ -
Ackerman Elementary	Placer	Bowman Elementary	50/66761-00-003	06/16/17	\$ 1,068,193	\$ -
Standard Elementary	Kern	Standard Middle	50/63792-00-002	06/22/17	\$ 2,065,579	\$ -
Farmersville Unified	Tulare	Farmersville High	50/75325-00-008	06/23/17	\$ 1,926,790	\$ 1,926,790
Imperial Unified	Imperial	Cross Elementary	50/63164-00-006	07/03/17	\$ 11,889,879	\$ -
Palm Springs Unified	Riverside	Agua Caliente Elementary	50/67173-00-014	07/06/17	\$ 4,873,871	\$ -
Pierce Joint Unified	Colusa	Pierce High	50/61614-00-004	07/07/17	\$ 1,480,857	\$ -
Jurupa Unified	Riverside	Sunnyslope Elementary	50/67090-00-013	07/12/17	\$ 2,722,065	\$ -
Oxnard Elementary	Ventura	Lemonwood Elementary	50/72538-00-013	07/19/17	\$ 12,225,183	\$ -
Sacramento County Office of Education	Sacramento	New Community School	50/10348-00-003	07/25/17	\$ 404,846	\$ 404,846
Dublin Unified	Alameda	Dougherty Elementary	50/75093-00-011	07/28/17	\$ 1,998,741	\$ -
Poway Unified	San Diego	Stone Ranch Elementary	50/68296-00-022	08/01/17	\$ 6,508,805	\$ -
Riverside Unified	Riverside	John F. Kennedy Elementary	50/67215-00-029	08/02/17	\$ 315,887	\$ -
Riverside Unified	Riverside	Emerson Elementary	50/67215-00-030	08/02/17	\$ 315,887	\$ -
Chawanakee Unified	Madera	Hillside Elementary	50/75606-00-002	08/02/17	\$ 12,565,858	\$ -
Menifee Union Elementary	Riverside	Elementary School #10	50/67116-00-014	08/03/17	\$ 14,544,346	\$ -
Sequoia Union High	San Mateo	Redwood High	50/69062-00-018	08/03/17	\$ 2,218,255	\$ -
Irvine Unified	Orange	Portola Springs Elementary	50/73650-00-031	08/03/17	\$ 948,994	\$ -

SFP APPLICATIONS
New Construction and Charter School Facilities Program
 - Workload as of January 31, 2018 -

District	County	Site Name	Application Number	50-04 Date Received	Estimated State Grant (a)	Financial Hardship (b)
Dublin Unified	Alameda	Cottonwood Creek Elementary	50/75093-00-012	08/07/17	\$ 22,789,083	\$ -
Corona-Norco Unified	Riverside	Augustine Ramirez Intermediate	50/67033-00-040	08/08/17	\$ 1,009,935	\$ -
William S. Hart Union High	Los Angeles	Placerita Junior High	50/65136-00-014	08/09/17	\$ 2,890,803	\$ -
Alisal Union	Monterey	Fremont Elementary	50/65961-00-011	08/10/17	\$ 7,231,447	\$ -
Hesperia Unified	San Bernardino	Maple Elementary	50/75044-00-035	08/10/17	\$ 648,182	\$ -
Murrieta Valley Unified	Riverside	Vista Murrieta High	50/75200-00-024	08/11/17	\$ 5,794,403	\$ -
Porterville Unified	Tulare	Porterville High	50/75523-00-008	08/11/17	\$ 906,565	\$ -
Porterville Unified	Tulare	Monache High	50/75523-00-009	08/11/17	\$ 2,525,778	\$ -
Lamont Elementary	Kern	Myrtle Avenue Elementary	50/63560-00-001	08/14/17	\$ 248,990	\$ -
Western Placer Unified	Placer	Lincoln High	50/66951-00-009	08/14/17	\$ 2,965,340	\$ -
Sanger Unified	Fresno	Ronald W. Reagan Elementary	50/62414-00-019	08/15/17	\$ 576,555	\$ -
Sanger Unified	Fresno	Sequoia Elementary	50/62414-00-020	08/15/17	\$ 972,351	\$ -
Sanger Unified	Fresno	Washington Academic Middle	50/62414-00-021	08/15/17	\$ 83,348	\$ -
Bakersfield City Elementary	Kern	Voorhies Elementary	50/63321-00-031	08/15/17	\$ 1,330,267	\$ -
Escondido Union Elementary	San Diego	Mission Middle	50/68098-00-007	08/15/17	\$ 3,500,559	\$ -
Old Adobe Union Elementary	Sonoma	Old Adobe Elementary	50/70847-00-002	08/15/17	\$ 685,471	\$ -
Old Adobe Union Elementary	Sonoma	Loma Vista Immersion Academy	50/70847-00-003	08/15/17	\$ 1,363,324	\$ -
Natomas Unified	Sacramento	Natomas Park Elementary	50/75283-00-020	08/15/17	\$ 3,086,656	\$ -
Martinez Unified	Contra Costa	Alhambra Senior High	50/61739-00-003	08/16/17	\$ 2,742,337	\$ -
Escondido Union	San Diego	Quantum Academy	50/68098-00-008	08/16/17	\$ 1,410,545	\$ -
Fremont Unified	Alameda	Brookvale Elementary	50/61176-00-009	08/17/17	\$ 2,518,817	\$ -
Fremont Unified	Alameda	Patterson Elementary	50/61176-00-010	08/17/17	\$ 2,526,392	\$ -
Alameda City Unified	Alameda	Frank Otis Elementary	50/61119-00-001	08/18/17	\$ 2,195,724	\$ -
McCabe Union Elementary	Imperial	Corfman Middle	50/63180-00-004	08/18/17	\$ 706,996	\$ -
Natomas Unified	Sacramento	Natomas Pacific Pathways Prep Middle	50/75283-00-021	08/18/17	\$ 3,948,395	\$ -
Jurupa Unified	Riverside	New K-8 School #5	50/67090-00-014	08/23/17	\$ 3,581,554	\$ -
Placer Union High	Placer	Del Oro High	50/66894-00-006	08/24/17	\$ 14,245,259	\$ -
Cutler-Orosi Joint Unified	Tulare	Orosi High	50/71860-00-006	08/24/17	\$ 3,431,530	\$ -
Irvine Unified	Orange	Rancho San Joaquin Middle	50/73650-00-032	08/24/17	\$ 10,223,148	\$ 10,223,148
Merced City Elementary	Merced	Ada Givens Elementary	50/65771-00-022	08/25/17	\$ 1,205,026	\$ -
Sacramento City Unified	Sacramento	Kit Carson Middle	50/67439-00-004	08/30/17	\$ 1,970,132	\$ -
Capay Joint Union Elementary	Glenn	Capay Joint Union Elementary	50/62554-00-001	09/01/17	\$ 2,070,382	\$ 2,070,382
Palo Verde Union Elementary	Tulare	Palo Verde Elementary	50/72033-00-004	09/01/17	\$ 61,069	\$ 61,069
Irvine Unified	Orange	Heritage Field K-8	50/73650-00-033	09/06/17	\$ 41,372,337	\$ -
Garden Grove Unified	Orange	Pacifica High	51/66522-00-003*	09/06/17	\$ 5,114,968	\$ -
Bakersfield City Elementary	Kern	Stella Hills Elementary	50/63321-00-032	09/14/17	\$ 3,229,025	\$ -
Bakersfield City Elementary	Kern	Evergreen Elementary	50/63321-00-033	09/15/17	\$ 1,457,130	\$ -
Weaver Union	Merced	Weaver Middle	50/65862-00-002	09/15/17	\$ 4,595,737	\$ -
Heber Elementary	Imperial	Heber Elementary	50/63131-00-007	09/18/17	\$ 3,014,314	\$ -
Raymond-Knowles Union Elementary	Madera	Raymond-Knowles Elementary	50/65276-00-001	09/19/17	\$ 197,883	\$ 197,883
Burbank Unified	Los Angeles	Bret Harte Elementary	50/64337-00-003	09/21/17	\$ 630,828	\$ -
Garden Grove Unified	Orange	La Quinta High	51/66522-00-004*	09/25/17	\$ 2,948,162	\$ -
Saugus Union	Los Angeles	West Creek Academy	50/64998-00-019	09/27/17	\$ 3,699,651	\$ -

SFP APPLICATIONS
New Construction and Charter School Facilities Program
- Workload as of January 31, 2018 -

District	County	Site Name	Application Number	50-04 Date Received	Estimated State Grant (a)	Financial Hardship (b)
Maple Elementary	Kern	Maple Elementary	50/63610-00-002	09/29/17	\$ 1,023,481	\$ 1,023,481
Banta Elementary	San Joaquin	Banta Elementary	50/68486-00-003	09/29/17	\$ 196,978	\$ 196,978
Hanford Elementary	Kings	Monroe Elementary	50/63917-00-003	10/03/17	\$ 448,984	\$ -
Greenfield Union Elementary	Monterey	Mary Chapa Literacy and Technology Academy	50/66035-00-003	10/03/17	\$ 749,769	\$ 749,769
Antelope Elementary	Tehama	Antelope Elementary	50/71472-00-001	10/06/17	\$ 38,695	\$ -
Antelope Elementary	Tehama	Antelope Elementary	50/71472-00-002	10/06/17	\$ 38,695	\$ -
Antelope Elementary	Tehama	Antelope Elementary	50/71472-00-003	10/06/17	\$ 38,695	\$ -
Antelope Elementary	Tehama	Antelope Elementary	50/71472-00-004	10/06/17	\$ 218,001	\$ -
Palo Alto Unified	Santa Clara	Henry M. Gunn High	50/69641-00-003	10/11/17	\$ 3,238,427	\$ -
Milpitas Unified	Santa Clara	Mabel Mattos Elementary	50/73387-00-001	10/12/17	\$ 16,845,997	\$ -
Firebaugh-Las Deltas Joint Unified	Fresno	Arthur E. Mills Intermediate	50/73809-00-005	10/12/17	\$ 397,254	\$ -
Panama-Buena Vista Union	Kern	Dolores S. Whitley Elementary	50/63362-00-041	10/16/17	\$ 12,071,259	\$ -
Folsom-Cordova Unified	Sacramento	Sutter Middle	50/67330-21-010	10/16/17	\$ 6,584,059	\$ -
Folsom-Cordova Unified	Sacramento	Oak Chan Elementary	50/67330-21-011	10/16/17	\$ 8,445,042	\$ -
Lancaster Elementary	Los Angeles	Linda Verde Elementary	50/64667-00-011	10/17/17	\$ 1,115,805	\$ -
Southern Humboldt Joint Unified	Humboldt	South Fork Junior - Senior High	50/63040-00-001	10/18/17	\$ 1,360,522	\$ -
Southern Humboldt Joint Unified	Humboldt	Redway Elementary	50/63040-00-002	10/18/17	\$ 896,296	\$ -
Greenfield Union Elementary	Monterey	Apple Avenue Elementary	50/66035-00-002	10/19/17	\$ 9,381,712	\$ 9,381,712
Central Unified	Fresno	Hahn Phan Tilley	50/73965-00-019	10/23/17	\$ 11,679,644	\$ -
Hollister Elementary	San Benito	Santana Ranch Elementary TK-8	50/67470-00-003	10/26/17	\$ 2,061,901	\$ 2,061,901
Santa Paula Unified	Ventura	East Area 1	50/76828-00-001	10/27/17	\$ 24,572,839	\$ -
Fremont Unified	Alameda	Lila Bringham Elementary	50/61176-00-011	10/31/17	\$ 32,667,294	\$ -
San Benito High	San Benito	San Benito High	50/67538-00-002	10/31/17	\$ 5,002,975	\$ -
San Marcos Unified	San Diego	Alvin M Dunn Elementary	50/73791-00-016	10/31/17	\$ 8,926,096	\$ -
Dinuba Unified	Tulare	New High	50/75531-00-007	10/31/17	\$ 1,195,768	\$ 1,195,768
Wiseburn Unified	Los Angeles	Wiseburn High	50/76869-00-001	10/31/17	\$ 963,069	\$ -
Los Angeles Unified	Los Angeles	Olive Vista Middle	51/64733-00-002*	11/01/17	\$ 5,293,292	\$ -
San Marcos Unified	San Diego	Alvin M Dunn Elementary	50/73791-00-017	11/03/17	\$ 433,316	\$ -
Oxnard Elementary	Ventura	Thurgood Marshall Elementary	50/72538-00-014	11/13/17	\$ 4,113,728	\$ -
Lammersville Joint Unified	San Joaquin	Mountain House High	50/76760-00-008	11/29/17	\$ 4,515,588	\$ -
Millville Elementary	Shasta	Millville Elementary	50/70052-00-002	12/04/17	\$ 387,910	\$ 387,910
Hollister Elementary	San Benito	Sunnyslope Elementary	50/67470-00-004	12/07/17	\$ 5,060,372	\$ -
Wasco Union Elementary	Kern	Teresa Burke Elementary	50/63842-00-004	12/11/17	\$ 926,805	\$ -
Ceres Unified	Stanislaus	Central Valley High	50/71043-00-034	12/14/17	\$ 2,348,896	\$ -
Beaumont Unified	Riverside	Starlight Elementary	50/66993-00-019	12/19/17	\$ 13,448,499	\$ -
Kerman Unified	Fresno	Kerman High	50/73999-00-009	12/19/17	\$ 8,430,953	\$ -
Santa Maria Joint Union High	Santa Barbara	Ernest Righetti High	50/69310-00-007	12/21/17	\$ 16,425,817	\$ -
Irvine Unified	Orange	Stone Creek Elementary	50/73650-00-034	12/26/17	\$ 681,602	\$ -
Fremont Unified	Alameda	American High	50/61176-00-012	01/02/18	\$ 8,941,241	\$ -
Merced City Elementary	Merced	Franklin Elementary	50/65771-00-023	01/04/18	\$ 1,254,719	\$ -
Butteville Union Elementary	Siskiyou	Butteville Elementary	50/70201-00-002	01/08/18	\$ 794,536	\$ -
Menifee Union Elementary	Riverside	Elementary #14	50/67116-00-015	01/10/18	\$ 13,764,919	\$ -
Rio Elementary	Ventura	Rio Steam K-8	50/72561-00-006	01/12/18	\$ 12,743,164	\$ -

SFP APPLICATIONS
New Construction and Charter School Facilities Program
- Workload as of January 31, 2018 -

District	County	Site Name	Application Number	50-04 Date Received	Estimated State Grant (a)	Financial Hardship (b)
Redondo Beach Unified	Los Angeles	Redondo Union High	50/75341-00-001	01/16/18	\$ 2,646,278	\$ -
San Ramon Valley Unified	Contra Costa	Stone Valley Middle	50/61804-00-042	01/17/18	\$ 2,259,928	\$ -
Monson-Sultana Joint Union Elementary	Tulare	Monson-Sultana Elementary	50/72009-00-002	01/22/18	\$ 189,699	\$ 189,699
Escondido Union	San Diego	Central Elementary	50/68098-00-009	01/23/18	\$ 3,704,661	\$ -
Fairfield-Suisun Unified	Solano	Public Safety Academy	50/70540-00-027	01/25/18	\$ 4,803,198	\$ -
Irvine Unified	Orange	Creekside High	50/73650-00-035	01/25/18	\$ 1,579,717	\$ -
Irvine Unified	Orange	Sierra Vista Middle	50/73650-00-036	01/25/18	\$ 1,572,100	\$ -
Irvine Unified	Orange	South Lake Middle	50/73650-00-037	01/25/18	\$ 870,227	\$ -
					\$ 1,967,014,244	\$ 129,267,542
					\$	2,096,281,787

NEW CONSTRUCTION FUNDING SUB-TOTALS	\$ 1,953,657,822	\$ 129,267,542
NEW CONSTRUCTION FACILITY HARDSHIP - NON SEISMIC	\$ -	\$ -
NEW CONSTRUCTION FUNDING TOTAL	\$	2,082,925,365
NEW CONSTRUCTION FACILITY HARDSHIP - SEISMIC	\$ 13,356,422	\$ -
OVERCROWDED RELIEF GRANT TOTAL	\$ -	\$ -

(a) Represents estimated state share of project including excessive cost grants. Amounts shown have not been reviewed by OPSC for compliance with all School Facility Program

(b) Represents estimated financial hardship. Amounts shown have not been reviewed by OPSC for compliance with all School Facility Program requirements.

*Facility Hardship project requesting Seismic Mitigation Program funding.

** Charter Preliminary Apportionment applications received by OPSC for the 2017 Filing Round. OPSC has not yet reviewed the total grant requested and the total number of projects may

SFP APPLICATIONS
 Modernization School Facilities Program
 - Workload as of January 31, 2018 -

District	County	Site Name	Application Number	50-04 Date Received	Estimated State Grant (a)	Financial Hardship (b)
Long Beach Unified	Los Angeles	Roosevelt Elementary	57/64725-00-016	07/30/13	\$ 3,230,102	\$ -
Mission Union Elementary	Monterey	Mission Elementary	57/66084-00-002	08/16/13	\$ 40,247	\$ 26,832
Larkspur Elementary	Marin	San Clemente Elementary	57/65367-00-005	08/20/13	\$ 3,016,038	\$ -
Belmont-Redwood Shores Elementary	San Mateo	Central Elementary	57/68866-00-013	08/20/13	\$ 1,063,692	\$ -
Clovis Unified	Fresno	Jefferson Elementary	57/62117-00-036	09/09/13	\$ 1,901,623	\$ -
Tustin Unified	Orange	Currie Middle	57/73643-00-021	09/10/13	\$ 3,170,159	\$ -
Santa Barbara Unified	Santa Barbara	Dos Pueblos Senior High	57/76786-00-004	09/17/13	\$ 490,239	\$ -
Placentia-Yorba Linda Unified	Orange	Travis Ranch	57/66647-00-035	09/25/13	\$ 1,814,330	\$ -
Lagunita Elemetnary	Monterey	Labunita Elementary	57/66076-00-001	09/27/13	\$ 43,937	\$ 29,291
Clovis Unified	Fresno	Clovis High	57/62117-00-037	10/01/13	\$ 3,507,058	\$ -
Santa Barbara Unified	Santa Barbara	Harding University Partnership	57/76786-00-005	10/07/13	\$ 600,796	\$ -
Plaza Elementary	Glenn	Plaza Elementary	57/62638-00-001	10/18/13	\$ 81,532	\$ 54,354
Los Gatos Union Elementary	Santa Clara	Lexington Elementary	57/69526-00-006	10/24/13	\$ 1,442,975	\$ 961,983
Central Unified	Fresno	Madison Elementary	57/73965-00-008	11/01/13	\$ 3,149,004	\$ -
West Contra Costa Unified	Contra Costa	Walther Helms Middle	57/61796-00-048	11/04/13	\$ 92,791	\$ -
East Side Union High	Santa Clara	Silver Creek High	57/69427-00-035	11/07/13	\$ 280,034	\$ -
Mother Lode Union Elementary	El Dorado	Indian Creek Elementary	57/61929-00-003	11/15/13	\$ 720,203	\$ 480,135
Mother Lode Union Elementary	El Dorado	Herbert Green Middle	57/61929-00-004	11/15/13	\$ 488,127	\$ 325,418
Raisin City Elementary	Fresno	Raisin City Elementary	57/62380-00-001	11/20/13	\$ 1,246,008	\$ 830,672
West Contra Costa Unified	Contra Costa	Kennedy High	57/61796-00-049	12/05/13	\$ 1,145,296	\$ -
Golden Feather Union	Butte	Concow Elementary	57/61457-00-001	12/10/13	\$ 746,549	\$ 497,699
Foresthill Union Elementary	Placer	Foresthill Divide Middle	57/66837-00-001	12/20/13	\$ 965,591	\$ -
Escalon Unified	San Joaquin	Escalon High	57/68502-00-002	12/23/13	\$ 7,726,505	\$ -
Mill Valley Elementary	Marin	Strawberry Point Elementary	57/65391-00-007	01/06/14	\$ 1,316,748	\$ -
Mill Valley Elementary	Marin	Park Elementary	57/65391-00-008	01/07/14	\$ 623,848	\$ -
Pomona Unified	Los Angeles	Garey High	57/64907-00-024	01/23/14	\$ 4,397,379	\$ 2,931,586
Pomona Unified	Los Angeles	Ponoma High	57/64907-00-025	01/23/14	\$ 2,223,979	\$ 1,482,653
Long Beach Unified	Los Angeles	Lindsey Academy	57/64725-00-017	01/24/14	\$ 4,470,090	\$ 2,980,060
Long Beach Unified	Los Angeles	Newcomb Elementary	57/64725-00-018	01/27/14	\$ 7,727,737	\$ -
Colton Joint Unified	San Bernardino	Jurupa Vista Elementary	57/67686-00-015	02/06/14	\$ 1,185,850	\$ -
Colton Joint Unified	San Bernardino	Cooley Ranch Elementary	57/67686-00-016	02/06/14	\$ 899,716	\$ -
Colton Joint Unified	San Bernardino	Reche Canyon Elementary	57/67686-00-017	02/06/14	\$ 796,249	\$ -
Los Molinos Unified	Tehama	Vina Elementary	57/71571-00-001	02/06/14	\$ 907,021	\$ 604,681
Los Molinos Unified	Tehama	Los Molinos Elementary	57/71571-00-002	02/06/14	\$ 1,810,367	\$ 1,206,911
Los Molinos Unified	Tehama	Los Molinos High	57/71571-00-003	02/06/14	\$ 1,784,779	\$ 1,189,853
Orange Unified	Orange	Anaheim Hills Elementary	57/66621-00-053	02/12/14	\$ 1,012,180	\$ -
Savanna Elementary	Orange	Holder Elementary	57/66696-00-004	02/24/14	\$ 4,027,726	\$ -
Visalia Unified	Tulare	Visalia Technical Educational Center	57/72256-00-020	02/24/14	\$ 898,170	\$ -
Clovis Unified	Fresno	Valley Oak Elementary	57/62117-00-038	03/07/14	\$ 2,815,556	\$ -
West Contra Costa Unified	Contra Costa	Valley View Elementary	57/61796-00-050	03/14/14	\$ 1,711,045	\$ -
Rowland Unified	Los Angeles	Le Seda Elementary	57/73452-00-033	03/18/14	\$ 283,705	\$ -

SFP APPLICATIONS
 Modernization School Facilities Program
 - Workload as of January 31, 2018 -

District	County	Site Name	Application Number	50-04 Date Received	Estimated State Grant (a)	Financial Hardship (b)
Saddleback Valley Unified	Orange	El Toro High	57/73635-00-033	03/18/14	\$ 491,847	\$ -
Trinidad Union	Humboldt	Trinidad Elementary	57/63057-00-001	03/20/14	\$ 710,828	\$ -
Newport-Mesa Unified	Orange	Tewinkle (Charles) Intermediate	57/66597-00-034	03/21/14	\$ 867,070	\$ -
Cutten Elementary	Humboldt	Ridgewood Elementary	57/62745-00-001	03/26/14	\$ 481,687	\$ 321,125
Burton Elementary	Tulare	Oak Grove Elementary	57/71837-00-005	04/01/14	\$ 255,404	\$ 170,270
Burton Elementary	Tulare	Burton Elementary	57/71837-00-006	04/01/14	\$ 174,405	\$ 116,270
Burton Elementary	Tulare	Jim Maples Academy	57/71837-00-007	04/01/14	\$ 114,816	\$ 76,544
Pleasant View Elementary	Tulare	Pleasant View Elementary	57/72058-00-002	04/01/14	\$ 172,869	\$ 115,246
Palm Springs Unified	Riverside	Landau Elementary	57/67173-00-008	04/08/14	\$ 761,165	\$ -
Fremont Union High	Santa Clara	Cupertino High	57/69468-00-014	04/08/14	\$ 2,172,941	\$ -
Three Rivers Union Elementary	Tulare	Three Rivers Elementary	57/72207-00-002	04/11/14	\$ 1,397,471	\$ 931,647
Fremont Union High	Santa Clara	Monta Vista High	57/69468-00-015	04/16/14	\$ 154,557	\$ -
Island Union Elementary	Kings	Island Elementary	57/63933-00-001	04/24/14	\$ 643,563	\$ 429,042
Solano County Office of Education	Solano	Golden Hills High Education Center	57/10488-00-022	04/28/14	\$ 505,149	\$ 336,766
Solano County Office of Education	Solano	Silveyville Elementary	57/10488-00-031	04/28/14	\$ 130,615	\$ 87,077
Wilmar Union Elementary	Sonoma	Wilson Elementary	57/71019-00-002	05/05/14	\$ 209,465	\$ -
McFarland Unified	Kern	McFarland High	57/73908-00-006	05/12/14	\$ 1,009,222	\$ -
San Francisco Unified	San Francisco	Roosevelt Middle	57/68478-00-043	05/14/14	\$ 7,241,555	\$ -
Woodlake Unified	Tulare	Woodlake High	57/76794-00-002	05/14/14	\$ 2,490,446	\$ 1,660,297
Yuba County Office of Education	Yuba	Agnes Weber Meade	57/10587-00-001	05/15/14	\$ 34,361	\$ 22,908
Yuba County Office of Education	Yuba	Anna Bell Karr	57/10587-00-002	05/15/14	\$ 22,234	\$ 14,823
Yuba County Office of Education	Yuba	Goldfield Special Education	57/10587-00-003	05/15/14	\$ 38,404	\$ 25,602
Yuba County Office of Education	Yuba	Spring Valley Special Education	57/10587-00-004	05/15/14	\$ 16,170	\$ 10,780
Yuba County Office of Education	Yuba	Virginia	57/10587-00-005	05/15/14	\$ 115,211	\$ 76,808
Yuba County Office of Education	Yuba	Virginia @ Yuba College	57/10587-00-006	05/15/14	\$ 10,539	\$ 7,026
Woodlake Unified	Tulare	Francis J. White Learning Center	57/76794-00-001	05/23/14	\$ 511,854	\$ 341,236
Pasadena Unified	Los Angeles	Hamilton Elementary	57/64881-00-035	06/02/14	\$ 174,524	\$ -
Placentia-Yorba Linda Unified	Orange	Valencia High	57/66647-00-036	06/06/14	\$ 1,653,861	\$ -
San Francisco Unified	San Francisco	Monroe Elementary	57/68478-00-044	06/09/14	\$ 2,003,852	\$ -
Grossmont Union High	San Diego	Grossmont High	57/68130-00-021	06/12/14	\$ 11,426,207	\$ -
Lincoln Unified	San Joaquin	Tully C. Knoles	57/68569-00-013	06/12/14	\$ 3,654,829	\$ -
Lincoln Unified	San Joaquin	Colonial Heights	57/68569-00-014	06/12/14	\$ 3,583,455	\$ -
Mendota Unified	Fresno	Washington Elementary	57/75127-00-005	06/13/14	\$ 2,266,934	\$ -
Mendota Unified	Fresno	McCabe Elementary	57/75127-00-006	06/13/14	\$ 1,306,937	\$ -
Willow Unified	Glenn	Murdock Elementary	57/62661-00-001	06/16/14	\$ 412,595	\$ 275,063
Willow Unified	Glenn	Willows Intermediate	57/62661-00-002	06/16/14	\$ 306,428	\$ 204,285
Willow Unified	Glenn	Willows High	57/62661-00-003	06/16/14	\$ 431,764	\$ 287,843
Willow Unified	Glenn	Willows Commuinty High	57/62661-00-004	06/16/14	\$ 17,265	\$ 11,510
San Francisco Unified	San Francisco	George Peabody Elementary	57/68478-00-045	06/17/14	\$ 1,656,790	\$ -
San Francisco Unified	San Francisco	Sunnyside Elementary	57/68478-00-046	06/19/14	\$ 2,723,245	\$ -
Porterville Unified	Tulare	Los Robles Elementary	57/75523-00-013	06/23/14	\$ 2,025,659	\$ -

SFP APPLICATIONS
 Modernization School Facilities Program
 - Workload as of January 31, 2018 -

District	County	Site Name	Application Number	50-04 Date Received	Estimated State Grant (a)	Financial Hardship (b)
Norris	Kern	Norris Middle	57/63693-00-001	07/11/14	\$ 4,228,455	\$ -
Atascadero Unified	San Luis Obispo	Carrisa Plains Elementary	57/68700-00-003	07/18/14	\$ 379,512	\$ -
Lindsay Unified	Tulare	Lincoln Elementary	57/71993-00-006	07/18/14	\$ 2,056,450	\$ -
Lindsay Unified	Tulare	Jefferson Elementary	57/71993-00-007	07/18/14	\$ 2,055,601	\$ -
Lindsay Unified	Tulare	Washington Elementary	57/71993-00-008	07/18/14	\$ 1,619,275	\$ -
San Francisco Unified	San Francisco	Jose Ortega Elementary	57/68478-00-047	07/21/14	\$ 3,333,683	\$ -
San Francisco Unified	San Francisco	Cesar Chavez Elementary	57/68478-00-048	07/21/14	\$ 3,140,385	\$ -
Kings Canyon Joint Unified	Fresno	Dunlap Elementary	57/62265-00-024	08/05/14	\$ 671,178	\$ -
Clovis Unified	Fresno	Dry Creek Elementary	57/62117-00-039	08/07/14	\$ 2,151,659	\$ -
Clovis Unified	Fresno	Tarpey Elementary	57/62117-00-040	08/07/14	\$ 1,376,234	\$ -
Porterville Unified	Tulare	Roche Elementary	57/75523-00-014	08/08/14	\$ 250,000	\$ -
Rosemead Elementary	Los Angeles	Jason (Mildred B.) Elementary	57/64931-00-006	08/12/14	\$ 209,724	\$ -
Rosemead Elementary	Los Angeles	Shuey (Emma W.) Elementary	57/64931-00-007	08/12/14	\$ 50,540	\$ -
Rosemead Elementary	Los Angeles	Encinita Elementary	57/64931-00-008	08/12/14	\$ 43,950	\$ -
Rosemead Elementary	Los Angeles	Savannah Elementary	57/64931-00-009	08/12/14	\$ 194,009	\$ -
San Francisco Unified	San Francisco	Yick Wo Elementary	57/68478-00-049	08/12/14	\$ 1,805,315	\$ -
Santa Barbara Unified	Santa Barbara	Adams Elementary	57/76786-00-006	08/13/14	\$ 412,940	\$ -
Fortuna Union High	Humboldt	East High (Continuation)	57/62810-00-004	08/20/14	\$ 1,096,257	\$ -
Templeton Unified	San Luis Obispo	Templeton Middle	57/68841-00-003	08/20/14	\$ 933,886	\$ -
Clovis Unified	Fresno	Clark Intermediate	57/62117-00-041	09/05/14	\$ 5,116,157	\$ -
Ross Valley	Marin	White Hill Middle	57/75002-00-007	09/05/14	\$ 1,498,203	\$ -
Clovis Unified	Fresno	Clovis West High	57/62117-00-042	09/16/14	\$ 570,700	\$ -
Clovis Unified	Fresno	Miramonte Elementary	57/62117-00-043	09/16/14	\$ 877,053	\$ -
Morongo Unified	San Bernardino	Yucca Valley High	57/67777-00-008	09/16/14	\$ 6,057,185	\$ -
Colton Joint Unified	San Bernardino	Zimmerman Elementary	57/67686-00-018	09/17/14	\$ 3,234,125	\$ -
Colton Joint Unified	San Bernardino	D'Arcy Elementary	57/67686-00-019	09/17/14	\$ 582,620	\$ -
Lindsay Unified	Tulare	Reagan Elementary	57/71993-00-009	09/19/14	\$ 1,454,111	\$ -
Clovis Unified	Fresno	Sierra Vista Elementary	57/62117-00-044	09/23/14	\$ 1,847,044	\$ -
Colton Joint Unified	San Bernardino	Terrace View Elementary	57/67686-00-020	09/25/14	\$ 2,645,164	\$ -
Colton Joint Unified	San Bernardino	Ruth O. Harris Middle	57/67686-00-021	10/03/14	\$ 1,539,089	\$ -
Clovis Unified	Fresno	Temperance-Kutner Elementary	57/62117-00-045	10/06/14	\$ 2,173,770	\$ -
Santa Barbara Unified	Santa Barbara	Washington Elementary	57/76786-00-007	10/08/14	\$ 706,647	\$ -
San Francisco Unified	San Francisco	Burton (Philip A.) High	57/68478-00-050	10/10/14	\$ 18,035,466	\$ -
San Francisco Unified	San Francisco	James Lick Middle	57/68478-00-051	10/22/14	\$ 4,692,723	\$ -
Solano County Office of Education	Solano	Jones (K. I.) Elementary	57/10488-00-024	10/23/14	\$ 320,707	\$ 213,805
Solano County Office of Education	Solano	Golden West Middle	57/10488-00-030	10/23/14	\$ 131,635	\$ 87,757
Ripon Unified	San Joaquin	Weston Elementary	57/68650-00-003	10/23/14	\$ 449,184	\$ -
Simi Valley Unified	Ventura	White Oak Elementary	57/72603-00-033	10/29/14	\$ 2,586,682	\$ -
Oxnard Elementary	Ventura	McAuliffe Elementary	57/72538-00-025	11/13/14	\$ 109,034	\$ -
Oxnard Elementary	Ventura	Fremont Middle	57/72538-00-026	11/13/14	\$ 996,423	\$ -
Newport-Mesa Unified	Orange	Corona Del Mar High	57/66597-00-035	11/19/14	\$ 262,502	\$ -

SFP APPLICATIONS
 Modernization School Facilities Program
 - Workload as of January 31, 2018 -

District	County	Site Name	Application Number	50-04 Date Received	Estimated State Grant (a)	Financial Hardship (b)
Visalia Unified	Tulare	Redwood High	57/72256-00-021	12/03/14	\$ 740,767	\$ -
Mill Valley Elementary	Marin	Tamalpais Valley Elementary	57/65391-00-009	12/05/14	\$ 1,526,092	\$ 1,017,395
Clovis Unified	Fresno	Gettysburg Elementary	57/62117-00-046	12/23/14	\$ 2,919,696	\$ -
San Francisco Unified	San Francisco	Academy of Arts and Sciences	57/68478-00-052	12/23/14	\$ 2,201,851	\$ -
San Francisco Unified	San Francisco	Ruth Asawa School of the Arts	57/68478-00-053	12/23/14	\$ 4,203,843	\$ -
Manzanita Elementary	Butte	Manzanita Elementary	57/61499-00-001	12/30/14	\$ 1,621,561	\$ 1,081,040
Biggs Unified	Butte	Biggs Elementary	57/61408-00-001	02/03/15	\$ 1,721,583	\$ 1,147,722
Biggs Unified	Butte	Biggs High	57/61408-00-002	02/03/15	\$ 1,774,111	\$ 1,182,741
Biggs Unified	Butte	Biggs Middle	57/61408-00-003	02/03/15	\$ 743,277	\$ 495,518
Biggs Unified	Butte	Richvale Elementary	57/61408-00-004	02/03/15	\$ 240,992	\$ 160,661
Long Beach Unified	Los Angeles	David Starr Jordan High	57/64725-00-019	02/05/15	\$ 6,360,830	\$ -
Anaheim Elementary	Orange	Stoddard Elementary	57/66423-00-031	02/17/15	\$ 5,467,457	\$ -
San Francisco Unified	San Francisco	McKinley Elementary	57/68478-00-054	02/17/15	\$ 2,339,295	\$ -
Jefferson Elementary	San Joaquin	Jefferson Elementary	57/68544-00-001	03/19/15	\$ 2,626,558	\$ -
Elk Grove Unified	Sacramento	Dillard Elementary	57/67314-00-019	03/23/15	\$ 1,239,189	\$ -
Fremont Union High	Santa Clara	Homestead High	57/69468-00-016	03/25/15	\$ 1,428,636	\$ -
Capay Joint Union Elementary	Glenn	Capay Joint Union Elementary	57/62554-00-002	03/27/15	\$ 1,182,762	\$ 788,508
Bakersfield City Elementary	Kern	Compton Junior High	57/63321-00-016	04/08/15	\$ 4,936,996	\$ -
San Francisco Unified	San Francisco	Longfellow Elementary	57/68478-00-055	04/14/15	\$ 4,302,941	\$ -
San Francisco Unified	San Francisco	Daniel Webster Elementary	57/68478-00-056	05/04/15	\$ 2,748,832	\$ -
Temple City Unified	Los Angeles	Cloverly Elementary	57/65052-00-009	05/14/15	\$ 1,740,259	\$ -
Burrel Union Elementary	Fresno	Burrel Elementary	57/62042-00-001	05/22/15	\$ 89,849	\$ 59,900
Sanger Unified	Fresno	Lincoln Elementary	57/62414-00-014	05/28/15	\$ 1,019,000	\$ -
San Francisco Unified	San Francisco	Paul Revere Elementary	57/68478-00-057	05/29/15	\$ 3,564,537	\$ -
Palm Springs Unified	Riverside	Wenzlaff (Edward) Elementary	57/67173-00-009	06/11/15	\$ 3,673,025	\$ -
Clovis Unified	Fresno	Weldon Elementary	57/62117-00-047	06/19/15	\$ 2,811,611	\$ -
Dinuba Unified	Tulare	Lincoln Elementary	57/75531-00-010	06/22/15	\$ 126,840	\$ 84,560
Dinuba Unified	Tulare	Roosevelt Elementary	57/75531-00-011	06/22/15	\$ 76,104	\$ 50,736
Brawley Elementary	Imperial	Hidalgo Elementary	57/63073-00-002	06/25/15	\$ 931,658	\$ -
Temple City Unified	Los Angeles	La Rosa Elementary	57/65052-00-010	06/26/15	\$ 1,832,671	\$ -
Culver City Unified	Los Angeles	Farragut Elementary	57/64444-00-011	07/27/15	\$ 614,317	\$ -
Solano County Office of Education	Solano	Armijo High	57/10488-00-020	08/03/15	\$ 298,050	\$ 198,700
Solano County Office of Education	Solano	Grange Middle	57/10488-00-028	08/03/15	\$ 134,334	\$ 89,556
Twin Rivers Unified	Sacramento	Del Paso Heights Elementary	57/76505-00-041	08/06/15	\$ 288,086	\$ -
Clovis Unified	Fresno	Kastner Intermediate	57/62117-00-048	08/07/15	\$ 1,159,067	\$ -
Culver City Unified	Los Angeles	Culver City Middle	57/64444-00-012	08/11/15	\$ 200,887	\$ -
Pomona Unified	Los Angeles	Lexington Elementary	57/64907-00-026	09/02/15	\$ 1,366,745	\$ -
Pomona Unified	Los Angeles	Philadelphia Elementary	57/64907-00-027	09/02/15	\$ 1,334,580	\$ -
Newport-Mesa Unified	Orange	Newport Harbor High	57/66597-00-036	09/22/15	\$ 1,216,878	\$ -
Taft City Elementary	Kern	Jefferson Elementary	57/63800-00-005	09/28/15	\$ 1,033,800	\$ -
Taft City Elementary	Kern	Conley Elementary	57/63800-00-006	09/30/15	\$ 751,266	\$ -

SFP APPLICATIONS
 Modernization School Facilities Program
 - Workload as of January 31, 2018 -

District	County	Site Name	Application Number	50-04 Date Received	Estimated State Grant (a)	Financial Hardship (b)
Grossmont Union High	San Diego	Monte Vista High	57/68130-00-022	10/01/15	\$ 317,017	\$ -
Alta Vista Elementary	Tulare	Alta Vista Elementary	57/71811-00-003	10/02/15	\$ 168,601	\$ 112,400
Sanger Unified	Fresno	Madison Elementary	57/62414-00-015	10/05/15	\$ 1,757,634	\$ -
Ventura County Office of Education	Ventura	Gateway Community	57/10561-00-005	10/09/15	\$ 86,069	\$ 57,379
Ventura County Office of Education	Ventura	Dean Triggs	57/10561-00-006	10/09/15	\$ 30,318	\$ 20,212
Culver City Unified	Los Angeles	Culver City High	57/64444-00-013	10/19/15	\$ 486,107	\$ -
Newman Crows Landing Unified	Stanislaus	Bonita Elementary	57/73601-00-003	10/23/15	\$ 458,633	\$ -
Saddleback Valley Unified	Orange	La Tierra Elementary	57/73635-00-035	10/26/15	\$ 1,735,471	\$ -
Chico Unified	Butte	Bidwell Junior High	57/61424-00-005	10/30/15	\$ 593,784	\$ -
San Juan Unified	Sacramento	Winston Churchill Middle	57/67447-00-059	10/30/15	\$ 1,039,484	\$ -
Central Elementary	San Bernardino	Valle Vista Elementary	57/67645-00-005	11/03/15	\$ 2,476,386	\$ -
Pomona Unified	Los Angeles	Ganesha Senior High	57/64907-00-028	11/23/15	\$ 2,389,047	\$ -
Santa Barbara Unified	Santa Barbara	Goleta Valley Junior High	57/76786-00-008	11/30/15	\$ 284,177	\$ -
Oak Valley Union Elementary	Tulare	Oak Valley Elementary	57/72017-00-003	12/01/15	\$ 142,695	\$ 95,130
Placentia-Yorba Linda Unified	Orange	Valencia High	57/66647-00-037	12/07/15	\$ 2,322,798	\$ -
Tipton Elementary	Tulare	Tipton Elementary	57/72215-00-002	01/05/16	\$ 202,310	\$ 134,873
Antioch Unified	Contra Costa	Antioch High	57/61648-00-012	01/22/16	\$ 1,076,782	\$ -
San Ramon Unified	Contra Costa	Armstrong Elementary	57/61804-00-023	01/29/16	\$ 798,221	\$ -
Grossmont Union High	San Diego	Mt. Miguel High	57/68130-00-023	02/10/16	\$ 787,613	\$ -
Grossmont Union High	San Diego	Grossmont High	57/68130-00-024	02/11/16	\$ 10,715,765	\$ -
Happy Valley Elementary	Santa Cruz	Happy Valley Elementary	57/69757-00-001	02/24/16	\$ 112,108	\$ 74,739
Sanger Unified	Fresno	John Wash Elementary	57/62414-00-016	02/25/16	\$ 557,282	\$ -
Reef-Sunset Unified	Kings	Avenal Elementary	57/73932-00-005	02/26/16	\$ 328,290	\$ 218,860
Reef-Sunset Unified	Kings	Avenal High	57/73932-00-006	02/26/16	\$ 108,987	\$ 72,658
Reef-Sunset Unified	Kings	Kettleman City Elementary	57/73932-00-007	02/26/16	\$ 127,423	\$ 84,949
Reef-Sunset Unified	Kings	Reef Sunset Middle	57/73932-00-008	02/26/16	\$ 216,775	\$ 144,517
Reef-Sunset Unified	Kings	Sunrise High	57/73932-00-009	02/26/16	\$ 25,469	\$ 16,980
Culver City Unified	Los Angeles	La Ballona Elementary	57/64444-00-014	03/07/16	\$ 468,989	\$ -
Azusa Unified	Los Angeles	Sierra Contuation High	57/64279-00-014	03/17/16	\$ 47,444	\$ -
San Francisco Unified	San Francisco	Frank McCoppin Elementary	57/68478-63-004	04/04/16	\$ 1,793,422	\$ -
Clay Joint Elementary	Fresno	Clay Elementary	57/62109-00-002	04/11/16	\$ 71,482	\$ 47,655
San Francisco Unified	San Francisco	Chin (John Yehall) Elementary	57/68478-79-003	04/13/16	\$ 1,672,436	\$ -
Downey Unified	Los Angeles	Warren High	57/64451-00-026	04/14/16	\$ 8,133,313	\$ -
Perris Elementary	Riverside	Innovative Horizons Charter (Nan Saunders)	57/67199-00-002	04/20/16	\$ 1,197,581	\$ -
Southern Trinity Joint Unified	Trinity	Van Duzen Elementary	57/73833-00-003	04/27/16	\$ 334,253	\$ -
Newhall Elementary	Los Angeles	Newhall Elementary	57/64832-00-004	04/29/16	\$ 1,892,817	\$ -
Sequoia Union High	San Mateo	Sequoia High	57/69062-00-036	05/09/16	\$ 909,374	\$ -
Downey Unified	Los Angeles	Warren High	57/64451-00-027	05/11/16	\$ 1,063,285	\$ -
West Contra Costa Unified	Contra Costa	Pinole Valley High	57/61796-00-051	05/13/16	\$ 16,502,885	\$ -
Dinuba Unified	Tulare	Lincoln Elementary	57/75531-00-012	05/13/16	\$ 817,533	\$ -
Pomona Unified	Los Angeles	Garey High	57/64907-00-029	05/24/16	\$ 2,832,407	\$ -

SFP APPLICATIONS
 Modernization School Facilities Program
 - Workload as of January 31, 2018 -

District	County	Site Name	Application Number	50-04 Date Received	Estimated State Grant (a)	Financial Hardship (b)
Tulare City Elementary	Tulare	Roosevelt Elementary	57/72231-00-009	06/15/16	\$ 471,463	\$ -
Tulare City Elementary	Tulare	Garden Elementary	57/72231-00-010	06/15/16	\$ 630,173	\$ -
Tulare Joint Union High	Tulare	Tulare Union High	57/72249-00-005	06/15/16	\$ 1,827,766	\$ -
Pomona Unified	Los Angeles	Lincoln Elementary	57/64907-00-030	06/22/16	\$ 680,501	\$ -
Temecula Valley Unified	Riverside	Margarita Middle	57/75192-00-005	06/27/16	\$ 3,315,233	\$ -
Temecula Valley Unified	Riverside	Nicolas Valley Elementary	57/75192-00-006	06/27/16	\$ 2,354,369	\$ -
Temecula Valley Unified	Riverside	Temecula Valley High	57/75192-00-007	06/27/16	\$ 12,709,360	\$ -
Azusa Unified	Los Angeles	Gladstone High	57/64279-00-015	07/05/16	\$ 145,479	\$ -
Azusa Unified	Los Angeles	Slauson Intermediate	57/64279-00-016	07/05/16	\$ 924,453	\$ -
Stockton Unified	San Joaquin	Roosevelt Elementary	57/68676-00-036	07/06/16	\$ 3,455,202	\$ -
Scott Valley Unified	Siskiyou	Scott Valley Junior High	57/76455-00-005	07/08/16	\$ 1,148,215	\$ -
Stockton Unified	San Joaquin	Victory Elementary	57/68676-00-037	07/12/16	\$ 3,939,628	\$ -
Scott Valley Unified	Siskiyou	Etna Elementary	57/76455-00-006	07/12/16	\$ 1,724,802	\$ -
Scott Valley Unified	Siskiyou	Fort Jones Elementary	57/76455-00-007	07/12/16	\$ 1,004,356	\$ -
Clovis Unified	Fresno	Mickey Cox Elementary	57/62117-00-049	07/18/16	\$ 464,931	\$ -
Jurupa Unified	Riverside	Jurupa Valley High	57/67090-00-007	07/20/16	\$ 2,971,531	\$ -
Garden Grove Unified	Orange	Ralston Intermediate	57/66522-00-074	07/21/16	\$ 570,440	\$ -
William S. Hart Union High	Los Angeles	Canyon High	57/65136-00-009	07/25/16	\$ 1,124,552	\$ -
Caruthers Unified	Fresno	Caruthers High	57/75598-00-002	07/25/16	\$ 485,646	\$ -
Clovis Unified	Fresno	Fancher Creek Elementary	57/62117-00-050	07/28/16	\$ 1,911,896	\$ -
Natomas Unified	Sacramento	Natomas High	57/75283-00-002	07/28/16	\$ 2,600,476	\$ -
Clovis Unified	Fresno	Cedarwood Elementary	57/62117-00-051	08/02/16	\$ 1,213,249	\$ -
Temple City Unified	Los Angeles	Temple City High	57/65052-00-011	08/02/16	\$ 12,286,483	\$ -
Redondo Beach Unified	Los Angeles	Parras Middle	57/75341-00-023	08/02/16	\$ 2,277,716	\$ -
Redondo Beach Unified	Los Angeles	Adams Middle	57/75341-00-024	08/02/16	\$ 989,484	\$ -
Redondo Beach Unified	Los Angeles	Alta Vista Elementary	57/75341-00-025	08/02/16	\$ 412,032	\$ -
San Juan Unified	Sacramento	Bella Vista High	57/67447-00-060	08/05/16	\$ 843,232	\$ -
Panama-Buena Vista Union	Kern	Sing Lum Elementary	57/63362-00-005	08/15/16	\$ 3,498,119	\$ -
Jurupa Unified	Riverside	Jurupa Unified	57/67090-00-008	08/18/16	\$ 2,553,407	\$ -
Clovis Unified	Fresno	Gateway High	57/62117-00-052	08/19/16	\$ 179,130	\$ -
Downey Unified	Los Angeles	Downey High	57/64451-00-028	08/24/16	\$ 9,094,046	\$ -
Long Beach Unified	Los Angeles	Polytechnic High	57/64725-00-020	08/25/16	\$ 3,582,592	\$ -
Laytonville Unified	Mendocino	Laytonville Elementary	57/73916-00-001	08/25/16	\$ 1,412,168	\$ -
Colton Joint Unified	San Bernardino	Washington Alternative High	57/67686-00-022	08/26/16	\$ 749,615	\$ -
Azusa Unified	Los Angeles	Center Middle	57/64279-00-017	09/06/16	\$ 1,149,748	\$ -
Newport-Mesa Unified	Orange	Adams Elementary	57/66597-00-037	09/07/16	\$ 596,195	\$ -
Newport-Mesa Unified	Orange	Sonora Elementary	57/66597-00-038	09/07/16	\$ 510,780	\$ -
Newport-Mesa Unified	Orange	Paularino Elementary	57/66597-00-039	09/07/16	\$ 392,692	\$ -
Desert Sands Unified	Riverside	Hoover (Herbert) Elementary	57/67058-00-018	09/08/16	\$ 374,940	\$ -
Lincoln Unified	San Joaquin	Lincoln High	57/68569-00-015	09/14/16	\$ 2,007,010	\$ -
Winters Joint Unified	Yolo	Winters Middle	57/72702-00-006	09/16/16	\$ 698,675	\$ -

SFP APPLICATIONS
 Modernization School Facilities Program
 - Workload as of January 31, 2018 -

District	County	Site Name	Application Number	50-04 Date Received	Estimated State Grant (a)	Financial Hardship (b)
San Dieguito Union High	San Diego	Earl Warren Middle	57/68346-00-006	09/23/16	\$ 3,725,385	\$ -
Natomas Unified	Sacramento	Leroy Greene Academy	57/75283-00-003	09/23/16	\$ 918,611	\$ -
Newport-Mesa Unified	Orange	Early College High	57/66597-00-040	09/27/16	\$ 3,051,952	\$ -
Corcoran Joint Unified	Kings	John C. Fremont Elementary	57/63891-00-009	09/30/16	\$ 2,037,856	\$ -
Corcoran Joint Unified	Kings	Bret Hart Elementary	57/63891-00-010	09/30/16	\$ 278,912	\$ -
Anaheim Union High	Orange	Katella High	57/66431-00-015	10/10/16	\$ 6,595,880	\$ -
Stockton Unified	San Joaquin	Stockton Unified Early College Academy	57/68676-00-038	10/11/16	\$ 5,214,348	\$ -
Long Beach Unified	Los Angeles	Renaissance High School for the Arts	57/64725-00-021	10/13/16	\$ 7,452,532	\$ -
Pioneer Union Elementary	Kings	Pioneer Elementary	57/63990-00-003	10/26/16	\$ 1,894,686	\$ -
Colton Joint Unified	San Bernardino	Colton High	57/67686-00-023	10/26/16	\$ 1,525,061	\$ -
Sanger Unified	Fresno	Sanger Academy Charter	57/62414-00-017	10/28/16	\$ 725,853	\$ -
Manteca Unified	San Joaquin	Golden West Elementary	57/68593-00-011	10/28/16	\$ 1,579,503	\$ -
Manteca Unified	San Joaquin	Shasta Elementary	57/68593-00-012	10/28/16	\$ 1,532,202	\$ -
Manteca Unified	San Joaquin	Lathrop Elementary	57/68593-00-013	10/28/16	\$ 3,749,688	\$ -
Manteca Unified	San Joaquin	Sequoia Elementary	57/68593-00-014	10/28/16	\$ 3,529,162	\$ -
Manteca Unified	San Joaquin	Lincoln Elementary	57/68593-00-015	10/28/16	\$ 2,754,052	\$ -
Saddleback Valley Unified	Orange	Trabuco Mesa Elementary	57/73635-00-036	10/28/16	\$ 2,694,648	\$ -
Saddleback Valley Unified	Orange	Cielo Vista Elementary	57/73635-00-037	10/28/16	\$ 3,555,938	\$ -
San Ramon Valley Unified	Contra Costa	Walt Disney Elementary	57/61804-00-024	10/31/16	\$ 785,930	\$ -
Clovis Unified	Fresno	Mountain View Elementary	57/62117-00-053	10/31/16	\$ 1,831,518	\$ -
Ceres Unified	Stanislaus	Ceres High	57/71043-00-013	10/31/16	\$ 531,318	\$ -
San Ramon Valley Unified	Contra Costa	Monte Vista High	57/61804-00-025	11/03/16	\$ 985,056	\$ -
Saugus Union	Los Angeles	James Foster Elementary	57/64998-00-008	11/04/16	\$ 629,801	\$ -
Saugus Union	Los Angeles	Charles Helmers Elementary	57/64998-00-009	11/04/16	\$ 3,152,965	\$ -
Garden Grove Unified	Orange	Leo Carrillo Elementary	57/66522-00-075	11/04/16	\$ 494,934	\$ -
Garden Grove Unified	Orange	Post Elementary	57/66522-00-076	11/04/16	\$ 637,489	\$ -
Garden Grove Unified	Orange	Sarah McGarvin Intermediate	57/66522-00-077	11/04/16	\$ 287,838	\$ -
Garden Grove Unified	Orange	Clinton-Mendenhall Elementary	57/66522-00-078	11/04/16	\$ 601,582	\$ -
Garden Grove Unified	Orange	Edward Russell Elementary	57/66522-00-079	11/04/16	\$ 481,663	\$ -
Garden Grove Unified	Orange	Garden Grove High	57/66522-00-080	11/04/16	\$ 1,933,679	\$ -
Garden Grove Unified	Orange	Patton Elementary	57/66522-00-081	11/04/16	\$ 352,124	\$ -
Garden Grove Unified	Orange	Louis Lake Intermediate	57/66522-00-082	11/04/16	\$ 285,627	\$ -
Garden Grove Unified	Orange	Leroy L Doig Intermediate	57/66522-00-083	11/04/16	\$ 687,631	\$ -
Garden Grove Unified	Orange	Dwight D Eisenhower Elementary	57/66522-00-084	11/04/16	\$ 1,061,123	\$ -
Garden Grove Unified	Orange	Bolsa Grande High	57/66522-00-085	11/04/16	\$ 1,025,169	\$ -
Sonora Elementary	Tuolumne	Sonora Elementary	57/72371-00-004	11/08/16	\$ 1,360,167	\$ -
Sonora Elementary	Tuolumne	Sonora Elementary	57/72371-00-003	11/09/16	\$ 2,067,799	\$ -
Rosemead Elementary	Los Angeles	Janson Elementary	57/64931-00-010	11/16/16	\$ 2,582,808	\$ -
Rosemead Elementary	Los Angeles	Janson Elementary	57/64931-00-011	11/16/16	\$ 2,586,682	\$ -
Rosemead Elementary	Los Angeles	Encinita Elementary	57/64931-00-012	11/16/16	\$ 1,556,508	\$ -
Grossmont Union High	San Diego	Chaparral High	57/68130-00-025	11/17/16	\$ 2,162,636	\$ -

SFP APPLICATIONS
 Modernization School Facilities Program
 - Workload as of January 31, 2018 -

District	County	Site Name	Application Number	50-04 Date Received	Estimated State Grant (a)	Financial Hardship (b)
Santa Paula Unified	Ventura	Renaissance High	57/76828-00-001	11/17/16	\$ 735,739	\$ -
Azusa Unified	Los Angeles	Paramount Elementary	57/64279-00-018	11/18/16	\$ 2,861,302	\$ -
Culver City Unified	Los Angeles	El Marino Elementary	57/64444-00-015	11/18/16	\$ 1,354,409	\$ -
Duarte Unified	Los Angeles	Northview Intermediate	57/64469-00-011	11/22/16	\$ 3,232,275	\$ -
Alvord Unified	Riverside	Norte Vista Hihh	57/66977-00-015	11/22/16	\$ 2,222,641	\$ -
Traver Joint Elementary	Tulare	Traver Elementary	57/72223-00-002	11/22/16	\$ 105,143	\$ 70,096
Saddleback Valley Unified	Orange	Mission Viejo High	57/73635-00-038	11/23/16	\$ 4,096,931	\$ -
Saddleback Valley Unified	Orange	Trabuco Hills High	57/73635-00-039	11/29/16	\$ 2,199,511	\$ -
Santa Barbara Unified	Santa Barbara	La Colina Junior High	57/76786-00-009	11/29/16	\$ 964,894	\$ -
Princeton Joint Unified	Glenn	Princeton Junior-Senior High	57/62646-00-001	12/01/16	\$ 1,050,884	\$ -
Princeton Joint Unified	Glenn	Princeton Elementary	57/62646-00-002	12/01/16	\$ 344,816	\$ -
Placer Union High	Placer	Placer High	57/66894-00-010	12/01/16	\$ 3,190,203	\$ -
Torrance Unified	Los Angeles	Torrance High	57/65060-00-035	12/06/16	\$ 4,209,195	\$ -
Merced City Elementary	Merced	Hoover Middle	57/65771-00-012	12/07/16	\$ 3,805,712	\$ -
Stockton Unified	San Joaquin	Edison Senior High	57/68676-00-039	12/07/16	\$ 16,101,918	\$ -
Newport-Mesa Unified	Orange	Corona Del Mar High	57/66597-00-041	12/12/16	\$ 5,555,425	\$ -
Palm Springs Unified	Riverside	Raymond Cree Middle	57/67173-00-010	12/12/16	\$ 588,722	\$ -
Franklin-McKinley Elementary	Santa Clara	Franklin Elementary	57/69450-00-010	12/14/16	\$ 2,358,216	\$ -
Placer Union High	Placer	Del Oro High	57/66894-00-011	12/15/16	\$ 2,787,304	\$ -
Garden Grove Unified	Orange	Marie Hare Continuation High	57/66522-00-086	12/21/16	\$ 894,001	\$ -
Moreno Valley Unified	Riverside	Edgemont Elementary	57/67124-00-009	12/23/16	\$ 1,059,890	\$ -
Moreno Valley Unified	Riverside	Moreno Valley High	57/67124-00-010	12/23/16	\$ 1,667,764	\$ -
Alvord Unified	Riverside	Crista S. McAuliffe Elementary	57/66977-00-016	12/28/16	\$ 840,231	\$ -
Alvord Unified	Riverside	La Sierra High	57/66977-00-017	12/28/16	\$ 2,715,598	\$ -
Alvord Unified	Riverside	Foothill Elementary	57/66977-00-018	12/28/16	\$ 1,508,459	\$ -
Jurupa Unified	Riverside	Peralta Elementary	57/67090-00-009	12/29/16	\$ 690,106	\$ -
Folsom-Cordova Unified	Sacramento	Sundahl (Carl H.) Elementary	57/67330-21-005	01/06/17	\$ 1,900,623	\$ -
Woodville Elementary	Tulare	Woodville Elementary	57/72298-00-002	01/06/17	\$ 173,771	\$ 115,847
Lancaster Elementary	Los Angeles	Joshua Elementary	57/64667-00-008	01/11/17	\$ 1,514,346	\$ -
Hollister Elementary	San Benito	Cerra Vista Elementary	57/67470-00-001	01/11/17	\$ 1,097,653	\$ -
Hollister Elementary	San Benito	Calaveras Elementary	57/67470-00-002	01/11/17	\$ 1,120,146	\$ -
Torrance Unified	Los Angeles	North High	57/65060-00-036	01/12/17	\$ 2,283,123	\$ -
Corcoran Joint Unified	Kings	John Muir Middle	57/63891-00-011	01/13/17	\$ 2,251,630	\$ -
Merced City Elementary	Merced	Chenoweth Elementary	57/65771-00-013	01/17/17	\$ 1,341,801	\$ -
Merced City Elementary	Merced	Chenoweth Elementary	57/65771-00-014	01/17/17	\$ 667,044	\$ -
Rincon Valley Unioin Elementary	Sonoma	Binkley Elementary	57/70896-00-009	01/17/17	\$ 1,397,839	\$ -
Rincon Valley Unioin Elementary	Sonoma	Madrone Elementary	57/70896-00-010	01/17/17	\$ 592,830	\$ -
Colton Joint Unified	San Bernardino	Bloomington High	57/67686-00-024	01/18/17	\$ 1,674,492	\$ -
Pacific Elementary	Santa Cruz	Pacific Elementary	57/69781-00-001	01/20/17	\$ 47,565	\$ 31,710
Westside Union Elementary	Los Angeles	Cottonwood Elementary	57/65102-00-004	01/24/17	\$ 2,226,796	\$ -
Gridley Unified	Butte	Sycamore Middle	57/75507-00-001	01/24/17	\$ 669,187	\$ -

SFP APPLICATIONS
 Modernization School Facilities Program
 - Workload as of January 31, 2018 -

District	County	Site Name	Application Number	50-04 Date Received	Estimated State Grant (a)	Financial Hardship (b)
Gridley Unified	Butte	Sycamore Middle	57/75507-00-002	01/24/17	\$ 662,920	\$ -
Gridley Unified	Butte	Wilson Elementary	57/75507-00-003	01/24/17	\$ 995,603	\$ -
Gridley Unified	Butte	Wilson Elementary	57/75507-00-004	01/24/17	\$ 892,537	\$ -
Gridley Unified	Butte	McKinley Elementary	57/75507-00-005	01/24/17	\$ 1,397,840	\$ -
Pollock Pines Elementary	El Dorado	Pinewood Elementary	57/61960-00-001	01/25/17	\$ 1,147,329	\$ -
Pollock Pines Elementary	El Dorado	Sierra Ridge Middle	57/61960-00-002	01/25/17	\$ 1,339,531	\$ -
Atascadero Unified	San Luis Obispo	Santa Rosa Academy	57/68700-00-004	01/25/17	\$ 3,603,262	\$ -
Arvin Union Elementary	Kern	Haven Drive Middle	57/63313-00-001	01/26/17	\$ 1,572,811	\$ -
Pixley Union Elementary	Tulare	Pixley Union Elementary	57/72041-00-001	01/26/17	\$ 3,570,061	\$ 2,380,041
Atascadero Unified	San Luis Obispo	San Gabriel Elementary	57/68700-00-005	02/01/17	\$ 2,680,991	\$ -
San Carlos Elementary	San Mateo	Tierra Linda Middle	57/69021-00-011	02/01/17	\$ 4,135,922	\$ -
Jurupa Unified	Riverside	Ina Arbuckle Elementary	57/67090-00-010	02/03/17	\$ 2,565,897	\$ -
San Juan Unified	Sacramento	Citrus Heights Elementary	57/67447-00-061	02/03/17	\$ 310,415	\$ -
Corcoran Joint Unified	Kings	Mark Twain Elementary	57/63891-00-012	02/07/17	\$ 2,019,861	\$ -
Newcastle Elementary	Placer	Newcastle Elementary	57/66852-00-002	02/07/17	\$ 80,508	\$ 53,672
Grossmont Union High	San Diego	El Capitan High	57/68130-00-026	02/07/17	\$ 242,388	\$ -
Tahoe-Truckee Joint Unified	Placer	Kings Beach Elementary	57/66944-00-011	02/13/17	\$ 1,044,412	\$ -
Tahoe-Truckee Joint Unified	Placer	Glenshire Elementary	57/66944-00-013	02/13/17	\$ 1,042,848	\$ -
Tracy Unified	San Joaquin	South West Park Elementary	57/75499-00-011	02/14/17	\$ 2,659,552	\$ -
Azusa Unified	Los Angeles	Center Middle	57/64279-00-019	02/15/17	\$ 3,296,598	\$ -
Alameda Unified	Alameda	Alameda High	57/61119-01-001	02/23/17	\$ 1,679,127	\$ -
Banta Elementary	San Joaquin	Banta Elementary	57/68486-00-002	02/23/17	\$ 80,632	\$ 53,755
Sequoia Union Elementary	Tulare	Sequoia Elementary	57/72116-00-002	02/24/17	\$ 168,807	\$ 112,538
Jurupa Unified	Riverside	Jurupa Valley High	57/67090-00-011	02/27/17	\$ 1,595,262	\$ -
San Juan Unified	Sacramento	Bella Vista High	57/67447-00-062	02/27/17	\$ 741,237	\$ -
Southern Humboldt Joint Unified	Humboldt	South Fork High	57/63040-00-001	03/03/17	\$ 2,114,533	\$ -
Atascadero Unified	San Luis Obispo	Atascadero Junior High	57/68700-00-006	03/03/17	\$ 5,164,441	\$ -
Desert Sands Unified	Riverside	La Quinta Middle	57/67058-00-019	03/06/17	\$ 2,566,440	\$ -
Palm Springs Unified	Riverside	Agua Caliente Elementary	57/67173-00-011	03/07/17	\$ 1,179,108	\$ -
Sierra Sands Unified	Kern	Burroughs High	57/73742-00-009	03/07/17	\$ 8,093,864	\$ 5,395,909
San Ramon Valley Unified	Contra Costa	Bollinger Canyon Elementary	57/61804-00-026	03/13/17	\$ 502,912	\$ -
San Ramon Valley Unified	Contra Costa	Los Cerros Middle	57/61804-00-027	03/13/17	\$ 1,001,109	\$ -
Sierra Sands Unified	Kern	Murray Middle	57/73742-00-010	03/13/17	\$ 4,810,926	\$ 3,207,284
Azusa Unified	Los Angeles	Slauson Middle	57/64279-00-020	03/15/17	\$ 4,694,932	\$ -
San Ramon Valley Unified	Contra Costa	Pine Valley Middle	57/61804-00-028	03/16/17	\$ 858,187	\$ -
San Ramon Valley Unified	Contra Costa	Tassajara Hills Elementary	57/61804-00-029	03/16/17	\$ 670,550	\$ -
Dinuba Unified	Tulare	Dinuba High	57/75531-00-013	03/16/17	\$ 840,068	\$ 560,046
Dinuba Unified	Tulare	Jefferson Elementary	57/75531-00-014	03/16/17	\$ 190,260	\$ 126,840
Dinuba Unified	Tulare	Lincoln Elementary	57/75531-00-015	03/16/17	\$ 100,240	\$ 66,827
Torrance Unified	Los Angeles	Calle Mayor Middle School	57/65060-00-037	03/22/17	\$ 1,326,473	\$ -
Downey Unified	Los Angeles	Stauffer Middle	57/64451-00-029	03/23/17	\$ 7,237,121	\$ -

SFP APPLICATIONS
 Modernization School Facilities Program
 - Workload as of January 31, 2018 -

District	County	Site Name	Application Number	50-04 Date Received	Estimated State Grant (a)	Financial Hardship (b)
Central Elementary	San Bernardino	Dona Merced Elementary	57/67645-00-006	03/28/17	\$ 700,193	\$ -
Central Elementary	San Bernardino	Bear Gulch Elementary	57/67645-00-007	03/28/17	\$ 826,805	\$ -
Clovis Unified	Fresno	Red Bank Elementary	57/62117-00-055	04/04/17	\$ 3,090,137	\$ -
Twin Rivers Unified	Sacramento	Frontier Elementary	57/76505-00-042	04/05/17	\$ 798,413	\$ -
Twin Rivers Unified	Sacramento	Castori Elementary	57/76505-00-043	04/05/17	\$ 625,660	\$ -
Twin Rivers Unified	Sacramento	Northwood Elementary	57/76505-00-044	04/05/17	\$ 676,898	\$ -
Potter Valley Community Unified	Mendocino	Potter Valley High	57/73866-00-001	04/07/17	\$ 1,812,691	\$ -
Scotts Valley Unified	Santa Cruz	Scotts Valley Middle	57/75432-00-002	04/20/17	\$ 4,228,965	\$ -
Central Elementary	San Bernardino	Central Elementary	57/67645-00-008	04/24/17	\$ 809,201	\$ -
Menlo Park City Elementary	San Mateo	Laurel Elementary	57/68965-00-006	04/24/17	\$ 1,812,907	\$ -
Fullerton Joint Union High	Orange	Sunny Hills High	57/66514-00-016	04/26/17	\$ 2,230,396	\$ -
San Francisco Unified	San Francisco	Redding Elementary	57/68478-79-004	04/26/17	\$ 1,649,358	\$ -
San Benito High	San Benito	San Benito High	57/67538-00-002	04/27/17	\$ 1,033,724	\$ -
San Benito High	San Benito	San Benito High	57/67538-00-003	04/27/17	\$ 3,781,733	\$ -
San Benito High	San Benito	San Benito High	57/67538-00-004	04/27/17	\$ 797,124	\$ -
Snowline Joint Unified	San Bernardino	Pinon Hills Elementary	57/73957-00-001	05/01/17	\$ 307,916	\$ 205,278
Snowline Joint Unified	San Bernardino	Serrano High	57/73957-00-002	05/01/17	\$ 1,802,099	\$ 1,201,400
Snowline Joint Unified	San Bernardino	Baldy Elementary	57/73957-00-003	05/01/17	\$ 542,518	\$ 361,679
Snowline Joint Unified	San Bernardino	Chaparral Continuation High	57/73957-00-004	05/01/17	\$ 126,468	\$ 84,312
Snowline Joint Unified	San Bernardino	Phelan Elementary	57/73957-00-005	05/01/17	\$ 390,288	\$ 260,192
Snowline Joint Unified	San Bernardino	Quail Valley Middle	57/73957-00-006	05/01/17	\$ 235,451	\$ 156,967
Snowline Joint Unified	San Bernardino	Wrightwood Elementary	57/73957-00-007	05/01/17	\$ 258,119	\$ 172,080
Snowline Joint Unified	San Bernardino	Pinon Mesa Middle	57/73957-00-008	05/01/17	\$ 515,478	\$ 343,652
Escalon Unified	San Joaquin	Escalon High	57/68502-00-003	05/04/17	\$ 195,585	\$ -
Taft City Elementary	Kern	Lincoln Junior High	57/63800-00-007	05/09/17	\$ 3,922,144	\$ -
Konocti Unified	Lake	Lower Lake High	57/64022-00-010	05/09/17	\$ 759,579	\$ -
Konocti Unified	Lake	Lower Lake Elementary	57/64022-00-011	05/09/17	\$ 702,458	\$ -
Kern High	Kern	Foothill High	57/63529-00-011	05/17/17	\$ 1,668,200	\$ -
Pomona Unified	Los Angeles	Fremont Academy	57/64907-00-031	05/23/17	\$ 190,358	\$ -
San Jacinto Unified	Riverside	De Anza Elementary	57/67249-00-006	05/23/17	\$ 2,730,216	\$ -
San Jacinto Unified	Riverside	Park Hill	57/67249-00-007	05/23/17	\$ 2,557,969	\$ -
San Ramon Valley Unified	Contra Costa	Iron Horse Middle	57/61804-00-030	05/26/17	\$ 903,361	\$ -
Whittier City Elementary	Los Angeles	Dexter Middle	57/65110-00-013	06/02/17	\$ 5,030,095	\$ -
Los Angeles Unified	Los Angeles	Drew (Charles) Middle	57/64733-00-600	06/06/17	\$ 4,199,849	\$ -
Los Angeles Unified	Los Angeles	Kittridge Elementary	57/64733-00-601	06/06/17	\$ 1,095,503	\$ -
Los Angeles Unified	Los Angeles	Hamasaki (Riggin) Elementary	57/64733-00-602	06/06/17	\$ 1,287,581	\$ -
Los Angeles Unified	Los Angeles	Loyola Village Elementary	57/64733-00-603	06/06/17	\$ 1,649,253	\$ -
Los Angeles Unified	Los Angeles	Graham Elementary	57/64733-00-610	06/06/17	\$ 3,852,882	\$ -
Los Angeles Unified	Los Angeles	Tenth Street Elementary	57/64733-00-611	06/06/17	\$ 3,555,182	\$ -
Los Angeles Unified	Los Angeles	Belmont Senior High	57/64733-11-013	06/06/17	\$ 1,992,944	\$ -
Los Angeles Unified	Los Angeles	Loreto Street Elementary	57/64733-00-604	06/12/17	\$ 969,228	\$ -

SFP APPLICATIONS
 Modernization School Facilities Program
 - Workload as of January 31, 2018 -

District	County	Site Name	Application Number	50-04 Date Received	Estimated State Grant (a)	Financial Hardship (b)
Los Angeles Unified	Los Angeles	West Vernon Avenue Elementary	57/64733-00-605	06/12/17	\$ 3,129,659	\$ -
Los Angeles Unified	Los Angeles	Alphonso B Perez Special Education Center	57/64733-00-606	06/12/17	\$ 2,182,080	\$ -
Los Angeles Unified	Los Angeles	Loren Miller Elementary	57/64733-00-607	06/12/17	\$ 2,062,559	\$ -
Los Angeles Unified	Los Angeles	Marvin Elementary	57/64733-00-608	06/12/17	\$ 1,761,910	\$ -
Los Angeles Unified	Los Angeles	Fairfax Senior High	57/64733-00-609	06/12/17	\$ 2,391,709	\$ -
Cucamonga Elementary	San Bernardino	The Ontario Center	57/67694-00-004	06/15/17	\$ 2,691,763	\$ -
Ackerman Elementary	Placer	Bowman Elemenary	57/66761-00-004	06/16/17	\$ 2,019,694	\$ -
Ceres Unified	Stanislaus	Ceres High	57/71043-00-014	06/19/17	\$ 1,693,230	\$ -
Los Angeles Unified	Los Angeles	Burton Street Elementary	57/64733-00-612	06/20/17	\$ 2,776,042	\$ -
Los Angeles Unified	Los Angeles	State Street Elementary	57/64733-00-613	06/20/17	\$ 2,176,320	\$ -
Los Angeles Unified	Los Angeles	Sherman Oaks Center for Enriched Studies	57/64733-00-614	06/20/17	\$ 2,125,578	\$ -
Los Angeles Unified	Los Angeles	Parthenia Street Elementary	57/64733-00-615	06/20/17	\$ 2,387,217	\$ -
Los Angeles Unified	Los Angeles	James Monroe High	57/64733-00-616	06/20/17	\$ 1,784,276	\$ -
Los Angeles Unified	Los Angeles	Robert Louis Stevenson Middle	57/64733-05-017	06/20/17	\$ 1,225,590	\$ -
Los Angeles Unified	Los Angeles	Montague Charter Academy	57/64733-38-023	06/20/17	\$ 1,849,493	\$ -
Twin Rivers Unified	Sacramento	Foothill High	57/76505-00-045	06/21/17	\$ 215,624	\$ -
Twin Rivers Unified	Sacramento	Sierra View Elementary	57/76505-00-046	06/21/17	\$ 645,285	\$ -
Twin Rivers Unified	Sacramento	Woodlake Elementary	57/76505-00-047	06/21/17	\$ 936,133	\$ -
Twin Rivers Unified	Sacramento	Orchard Elementary	57/76505-00-048	06/21/17	\$ 677,836	\$ -
Twin Rivers Unified	Sacramento	Pioneer Elementary	57/76505-00-049	06/21/17	\$ 666,093	\$ -
Twin Rivers Unified	Sacramento	D. W. Babcock Elementary	57/76505-02-001	06/21/17	\$ 12,100	\$ -
Twin Rivers Unified	Sacramento	Hazel Strauch Elementary	57/76505-02-002	06/21/17	\$ 953,771	\$ -
Twin Rivers Unified	Sacramento	Hagginwood Elementary	57/76505-02-003	06/21/17	\$ 477,469	\$ -
Fullerton Joint Union High	Orange	Troy High	57/66514-00-017	06/22/17	\$ 3,425,704	\$ -
Jurupa Unified	Riverside	Rubidoux High	57/67090-00-012	06/22/17	\$ 4,876,717	\$ -
San Ramon Valley Unified	Contra Costa	Charlotte Wood Middle	57/61804-00-031	06/29/17	\$ 1,162,640	\$ -
Los Angeles Unified	Los Angeles	Elizabeth Learning Center	57/64733-00-617	07/06/17	\$ 1,635,587	\$ -
Los Angeles Unified	Los Angeles	Sylmar Senior High	57/64733-00-618	07/06/17	\$ 3,027,167	\$ -
Los Angeles Unified	Los Angeles	Griffith Middle	57/64733-00-619	07/06/17	\$ 3,023,576	\$ -
Chaffey Joint Union High	San Bernardino	Rancho Cucamonga High	57/67652-00-004	07/12/17	\$ 9,398,565	\$ -
Gustine Unified	Stanislaus	Gustine High	57/73619-00-005	07/13/17	\$ 1,279,608	\$ -
Brawley Elementary	Imperial	Barbara Worth Junior High	57/63073-00-003	07/14/17	\$ 1,076,419	\$ -
Chaffey Joint Union High	San Bernardino	Etiwanda High	57/67652-00-005	07/14/17	\$ 19,425,446	\$ -
La Habra City Elementary	Orange	Walnut Elementary	57/66563-00-009	07/17/17	\$ 2,669,971	\$ -
Lincoln Unified	San Joaquin	Claudia Landeen Elementary	57/68569-00-016	07/17/17	\$ 1,012,180	\$ -
Lincoln Unified	San Joaquin	Lincoln Elementary	57/68569-00-017	07/17/17	\$ 798,973	\$ -
Los Angeles Unified	Los Angeles	Hoover Street Elementary	57/64733-00-620	07/18/17	\$ 2,493,434	\$ -
Los Angeles Unified	Los Angeles	Griffin Avenue Elementary	57/64733-00-621	07/18/17	\$ 1,748,486	\$ -
Los Angeles Unified	Los Angeles	El Sereno Middle	57/64733-34-016	07/18/17	\$ 467,371	\$ -
Los Angeles Unified	Los Angeles	Reseda High	57/64733-39-008	07/18/17	\$ 1,622,731	\$ -
Central Union High	Imperial	Southwest High	57/63115-00-003	07/25/17	\$ 2,983,443	\$ -

SFP APPLICATIONS
 Modernization School Facilities Program
 - Workload as of January 31, 2018 -

District	County	Site Name	Application Number	50-04 Date Received	Estimated State Grant (a)	Financial Hardship (b)
Los Angeles Unified	Los Angeles	Kennedy (John F.) High	57/64733-00-622	07/25/17	\$ 1,378,141	\$ -
Los Angeles Unified	Los Angeles	Hale Charter School Academy	57/64733-00-623	07/25/17	\$ 4,231,576	\$ -
Los Angeles Unified	Los Angeles	Dana (Richard Henry) Middle	57/64733-20-019	07/25/17	\$ 1,049,442	\$ -
Larkspur Elementary	Marin	Hall Middle	57/65367-00-006	07/26/17	\$ 855,664	\$ -
Santa Paula Unified	Ventura	McKeveitt Elementary	57/76828-00-002	07/26/17	\$ 1,300,289	\$ -
Torrance Unified	Los Angeles	Bert M. Lynn Middle	57/65060-00-038	07/28/17	\$ 741,833	\$ -
Torrance Unified	Los Angeles	Edison Elementary	57/65060-00-039	07/28/17	\$ 326,165	\$ -
Torrance Unified	Los Angeles	Evelyn Carr Elementary	57/65060-00-040	07/28/17	\$ 73,359	\$ -
Torrance Unified	Los Angeles	Casimir Middle	57/65060-00-041	07/28/17	\$ 274,729	\$ -
Torrance Unified	Los Angeles	Jefferson Middle	57/65060-00-042	07/28/17	\$ 811,892	\$ -
Temecula Valley Unified	Riverside	Temecula Elementary	57/75192-00-008	07/28/17	\$ 712,375	\$ -
Twin Rivers Unified	Sacramento	Noralto Elementary	57/76505-00-050	07/28/17	\$ 912,660	\$ -
Torrance Unified	Los Angeles	Riviera Elementary	57/65060-00-043	07/31/17	\$ 522,319	\$ -
Los Angeles Unified	Los Angeles	White Point Elementary	57/64733-00-624	08/01/17	\$ 1,863,739	\$ -
Placer Union High	Placer	Placer High	57/66894-00-012	08/01/17	\$ 464,452	\$ -
Torrance Unified	Los Angeles	Towers Elementary	57/65060-00-044	08/02/17	\$ 654,453	\$ -
Sequoia Union High	San Mateo	Redwood High	57/69062-00-037	08/03/17	\$ 560,989	\$ -
Los Angeles Unified	Los Angeles	Chatsworth Senior High	57/64733-00-625	08/08/17	\$ 1,777,658	\$ -
Los Angeles Unified	Los Angeles	Leland Street Elementary	57/64733-00-626	08/08/17	\$ 811,630	\$ -
Los Angeles Unified	Los Angeles	Van Nuys Elementary	57/64733-00-627	08/08/17	\$ 2,651,877	\$ -
Los Angeles Unified	Los Angeles	Stagg Street Elementary	57/64733-00-628	08/08/17	\$ 1,593,293	\$ -
Azusa Unified	Los Angeles	Henry Dalton Elementary	57/64279-00-021	08/11/17	\$ 2,870,170	\$ -
Porterville Unified	Tulare	Porterville High	57/75523-00-015	08/11/17	\$ 6,176,901	\$ -
Porterville Unified	Tulare	Monache High	57/75523-00-016	08/11/17	\$ 3,199,635	\$ -
Larkspur Elementary	Marin	Neil Cummins Elementary	57/65367-00-007	08/14/17	\$ 754,398	\$ -
Rincon Valley Union Elementary	Sonoma	Village Elementary Charter	57/70896-00-011	08/14/17	\$ 1,634,597	\$ -
Los Angeles Unified	Los Angeles	Coldwater Canyon Elementary	57/64733-00-629	08/16/17	\$ 2,719,964	\$ -
Los Angeles Unified	Los Angeles	San Fernando Senior High	57/64733-73-005	08/16/17	\$ 4,443,145	\$ -
Escondido Union	San Diego	Quantum Academy	57/68098-00-013	08/16/17	\$ 985,189	\$ -
Merced River Union Elementary	Merced	Washington Elementary	57/73726-00-001	08/17/17	\$ 112,778	\$ 75,186
McSwain Union Elementary	Merced	McSwain Elementary	57/65763-00-003	08/18/17	\$ 161,469	\$ 107,646
Natomas Unified	Sacramento	Natomas Pacific Pathways Prep Middle	57/75283-00-004	08/18/17	\$ 2,479,644	\$ -
Caruthers Unified	Fresno	Caruthers High	57/75598-00-003	08/21/17	\$ 2,758,739	\$ -
Burbank Unified	Los Angeles	Thomas Jefferson Elementary	57/64337-00-018	08/22/17	\$ 138,270	\$ -
Irvine Unified	Orange	Santiago Hills Elementary	57/73650-00-021	08/23/17	\$ 335,448	\$ -
Irvine Unified	Orange	College Park Elementary	57/73650-00-022	08/23/17	\$ 470,630	\$ -
Irvine Unified	Orange	Culverdale Elementary	57/73650-00-023	08/23/17	\$ 597,498	\$ -
Washington Unified	Fresno	West Fresno Elementary	57/76778-00-004	08/29/17	\$ 688,283	\$ -
Los Angeles Unified	Los Angeles	Markham (Edwin) Middle	57/64733-00-630	08/30/17	\$ 1,804,655	\$ -
Los Angeles Unified	Los Angeles	Bell Senior High	57/64733-00-631	08/30/17	\$ 2,084,470	\$ -
Sacramento City Unified	Sacramento	Kit Carson Middle	57/67439-00-075	08/30/17	\$ 38,707	\$ -

SFP APPLICATIONS
 Modernization School Facilities Program
 - Workload as of January 31, 2018 -

District	County	Site Name	Application Number	50-04 Date Received	Estimated State Grant (a)	Financial Hardship (b)
Rincon Valley Union Elementary	Sonoma	Matanzas Elementary	57/70896-00-012	08/31/17	\$ 666,550	\$ -
Central Union Elementary	Kings	Akers Elementary	57/63883-00-001	09/01/17	\$ 434,796	\$ 289,864
Torrance Unified	Los Angeles	West High	57/65060-00-045	09/01/17	\$ 3,338,116	\$ -
Palo Verde Union Elementary	Tulare	Palo Verde Elementary	57/72033-00-002	09/01/17	\$ 30,247	\$ 20,164
Twin Rivers Unified	Sacramento	Kohler Elementary	57/76505-00-051	09/05/17	\$ 385,233	\$ -
North Monterey County Unified	Monterey	North Monterey County High	57/73825-00-010	09/07/17	\$ 3,519,183	\$ -
Sweetwater Union High	San Diego	Sweetwater High	57/68411-00-043	09/08/17	\$ 3,597,141	\$ -
Sweetwater Union High	San Diego	Hilltop Middle	57/68411-00-044	09/08/17	\$ 1,611,256	\$ -
Sweetwater Union High	San Diego	Chula Vista Senior High	57/68411-00-045	09/08/17	\$ 3,194,421	\$ -
Sweetwater Union High	San Diego	Mar Vista Middle	57/68411-00-046	09/08/17	\$ 1,406,447	\$ -
Sweetwater Union High	San Diego	Mar Vista Senior High	57/68411-00-047	09/08/17	\$ 2,037,649	\$ -
Sweetwater Union High	San Diego	Castle Park Senior High	57/68411-00-048	09/08/17	\$ 2,157,524	\$ -
Twin Rivers Unified	Sacramento	Woodridge Elementary	57/76505-00-052	09/08/17	\$ 573,298	\$ -
Twin Rivers Unified	Sacramento	Pacific Career and Technology High	57/76505-00-053	09/08/17	\$ 2,323,049	\$ -
Twin Rivers Unified	Sacramento	Grant Union High	57/76505-00-054	09/08/17	\$ 1,915,763	\$ -
Los Angeles Unified	Los Angeles	Robert Frost Middle	57/64733-00-632	09/13/17	\$ 5,038,547	\$ -
Los Angeles Unified	Los Angeles	Hart Street Elementary	57/64733-00-633	09/13/17	\$ 676,654	\$ -
Los Angeles Unified	Los Angeles	Alta Loma Elementary	57/64733-10-003	09/13/17	\$ 820,154	\$ -
Escondido Union	San Diego	Mission Middle	57/68098-00-014	09/14/17	\$ 3,201,633	\$ -
Weaver Union	Merced	Weaver Middle	57/65862-00-002	09/15/17	\$ 2,210,240	\$ -
Los Angeles Unified	Los Angeles	Capistrano Avenue Elementary	57/64733-00-634	09/20/17	\$ 1,204,765	\$ -
Newport-Mesa Unified	Orange	Roy O. Andersen Elementary	57/66597-00-042	09/20/17	\$ 255,268	\$ -
Burbank Unified	Los Angeles	Bret Harte Elementary	57/64337-00-019	09/21/17	\$ 138,270	\$ -
Victor Elementary	San Bernardino	Village Elementary	57/67918-00-006	09/25/17	\$ 871,723	\$ -
Victor Elementary	San Bernardino	Mojave Vista Elementary	57/67918-00-007	09/25/17	\$ 904,696	\$ -
Yreka Union High	Siskiyou	Yreka High	57/70516-00-003	09/25/17	\$ 750,864	\$ 500,576
Maple Elementary	Kern	Maple Elementary	57/63610-00-003	09/29/17	\$ 1,658,089	\$ 1,105,393
Norwalk-La Mirada Unified	Los Angeles	John H. Glenn High	57/64840-00-027	10/04/17	\$ 1,520,177	\$ -
Norwalk-La Mirada Unified	Los Angeles	Corvallis Middle	57/64840-00-028	10/06/17	\$ 1,587,197	\$ -
Norwalk-La Mirada Unified	Los Angeles	Reginald M. Benton Middle	57/64840-00-029	10/06/17	\$ 784,751	\$ -
Los Angeles Unified	Los Angeles	Emelita Street Elementary	57/64733-00-635	10/11/17	\$ 1,075,775	\$ -
Escondido Union	San Diego	Orange Glen Elementary	57/68098-00-015	10/12/17	\$ 2,211,945	\$ -
Firebaugh-Las Deltas Joint Unified	Fresno	Arthur E. Mills Intermediate	57/73809-00-005	10/12/17	\$ 937,217	\$ -
Cutler-Orosi Joint Unified	Tulare	Orosi High	57/71860-00-009	10/16/17	\$ 505,872	\$ 337,248
Burbank Unified	Los Angeles	R. L. Stevenson Elementary	57/64337-00-020	10/17/17	\$ 605,944	\$ -
Los Angeles Unified	Los Angeles	Palms Middle	57/64733-00-636	10/17/17	\$ 3,047,951	\$ -
Southern Humboldt Joint Unified	Humboldt	Redway Elementary	57/63040-00-002	10/18/17	\$ 1,701,739	\$ -
Newhall Elementary	Los Angeles	Peachland Avenue Elementary	57/64832-00-005	10/19/17	\$ 1,460,819	\$ -
Columbia Elementary	Shasta	Columbia Elementary	57/69948-00-002	10/20/17	\$ 2,262,817	\$ -
Los Angeles Unified	Los Angeles	Broadous Elementary	57/64733-00-637	10/25/17	\$ 713,401	\$ -
Anaheim Union High	Orange	Anaheim High	57/66431-00-016	10/25/17	\$ 6,422,590	\$ -

SFP APPLICATIONS
 Modernization School Facilities Program
 - Workload as of January 31, 2018 -

District	County	Site Name	Application Number	50-04 Date Received	Estimated State Grant (a)	Financial Hardship (b)
Anaheim Union High	Orange	Cypress High	57/66431-00-017	10/25/17	\$ 3,942,420	\$ -
West Contra Costa Unified	Contra Costa	El Cerrito Senior High	58/61796-00-011*	10/25/17	\$ 204,935	\$ -
Downey Unified	Los Angeles	Rio Hondo Elementary	57/64451-00-030	10/27/17	\$ 1,879,657	\$ -
San Marcos Unified	San Diego	Alvin M. Dunn Elementary	57/73791-00-006	10/31/17	\$ 749,808	\$ -
Los Angeles Unified	Los Angeles	Olive Vista Middle	57/64733-00-638	11/01/17	\$ 6,669,152	\$ -
San Benito High	San Benito	San Benito High	57/67538-00-005	11/01/17	\$ 8,893,601	\$ -
Los Angeles Unified	Los Angeles	Olive Vista Middle	58/64733-00-002*	11/01/17	\$ 3,161,017	\$ -
San Benito High	San Benito	San Benito High	57/67538-00-006	11/03/17	\$ 11,291,330	\$ -
San Marcos Unified	San Diego	Alvin M. Dunn Elementary	57/73791-00-007	11/03/17	\$ 2,716,054	\$ -
Jurupa Unified	Riverside	Mission Bell Elementary	57/67090-00-013	11/09/17	\$ 1,435,563	\$ -
Chaffey Joint Union High	San Bernardino	Chaffey High	57/67652-00-006	11/09/17	\$ 21,161,925	\$ -
Armona Union Elementary	Kings	Armona Elementary	57/63875-00-002	11/13/17	\$ 366,389	\$ 244,260
Romoland Elementary	Riverside	Romoland Elementary	57/67231-00-002	11/14/17	\$ 2,021,328	\$ -
Visalia Unified	Tulare	Mineral King Elementary	57/72256-00-022	11/16/17	\$ 4,085,803	\$ -
Muroc Joint Unified	Kern	Bailey Avenue Elementary	57/63685-00-009	11/22/17	\$ 348,035	\$ 232,023
Elk Grove Unified	Sacramento	Franklin High	57/67314-00-020	11/28/17	\$ 1,131,367	\$ -
San Jacinto Unified	Riverside	San Jacinto High	57/67249-00-008	11/29/17	\$ 2,089,406	\$ -
Corona-Norco Unified	Riverside	Centennial High	57/67033-00-017	11/30/17	\$ 1,344,548	\$ -
Fullerton Joint Union High	Orange	Fullerton Union High	57/66514-00-018	12/01/17	\$ 981,045	\$ -
Millville Elementary	Shasta	Millville Elementary	57/70052-00-003	12/04/17	\$ 678,155	\$ 452,103
Los Angeles Unified	Los Angeles	La Salle Avenue Elementary	57/64733-00-639	12/05/17	\$ 3,367,284	\$ -
Elk Grove Unified	Sacramento	Laguna Creek High	57/67314-00-021	12/05/17	\$ 3,491,746	\$ -
Buena Park Elementary	Orange	Buena Park Junior High	57/66456-00-008	12/07/17	\$ 2,068,018	\$ -
Buena Park Elementary	Orange	Carl E. Gilbert Elementary	57/66456-00-009	12/07/17	\$ 1,114,370	\$ -
Buena Park Elementary	Orange	James A. Whitaker Elementary	57/66456-00-010	12/07/17	\$ 1,570,372	\$ -
Buena Park Elementary	Orange	Charles G. Emery Elementary	57/66456-00-011	12/07/17	\$ 997,188	\$ -
Buena Park Elementary	Orange	Mabel L. Pendleton Elementary	57/66456-00-012	12/07/17	\$ 1,104,993	\$ -
Centralia Elementary	Orange	Centralia Elementary	57/66472-00-010	12/07/17	\$ 1,644,013	\$ -
San Bernardino City Unified	San Bernardino	Muscoy Elementary	57/67876-00-106	12/07/17	\$ 509,155	\$ -
San Ysidro Elementary	San Diego	Smythe Elementary	57/68379-00-002	12/07/17	\$ 3,108,949	\$ -
San Ysidro Elementary	San Diego	La Mirada Elementary	57/68379-00-003	12/07/17	\$ 2,652,962	\$ -
Santa Ynez Valley Union High	Santa Barbara	Santa Ynez Valley Union High	57/69328-00-001	12/07/17	\$ 9,557,589	\$ -
Escondido Union Elementary	San Diego	Mission Middle	58/68098-00-001	12/07/17	\$ 470,400	\$ -
Buena Park Elementary	Orange	Arthur F. Corey Elementary	57/66456-00-013	12/15/17	\$ 1,132,892	\$ -
Buena Park Elementary	Orange	Gordon H. Beatty Elementary	57/66456-00-014	12/15/17	\$ 1,300,307	\$ -
Trinity Alps Unified	Trinity	Trinity High	57/76513-00-001	12/15/17	\$ 3,719,508	\$ -
Downey Unified	Los Angeles	Gauldin Elementary	57/64451-00-031	12/18/17	\$ 1,809,488	\$ -
San Marino Unified	Los Angeles	Huntington Middle	57/64964-00-008	12/20/17	\$ 2,431,828	\$ -
Del Mar Union Elementary	San Diego	Carmel Del Mar Elementary	57/68056-00-004	12/22/17	\$ 2,376,647	\$ -
Solano County Office of Education	Solano	Irene Larsen Center	58/10488-00-001	12/22/17	\$ 80,743	\$ -
Lowell Joint	Los Angeles	Olita Elementary	57/64766-00-001	12/26/17	\$ 3,060,024	\$ -

SFP APPLICATIONS
 Modernization School Facilities Program
 - Workload as of January 31, 2018 -

District	County	Site Name	Application Number	50-04 Date Received	Estimated State Grant (a)	Financial Hardship (b)
Irvine Unified	Orange	Stone Creek Elementary	57/73650-00-024	12/26/17	\$ 1,411,210	\$ -
Muroc Joint Unified	Kern	Desert Junior Senior High	58/63685-00-001*	12/27/17	\$ 272,782	\$ -
Hayward Unified	Alameda	Hayward High	57/61192-00-003	12/28/17	\$ 9,871,566	\$ -
Hayward Unified	Alameda	Tennyson High	57/61192-00-004	12/28/17	\$ 2,954,628	\$ -
Hayward Unified	Alameda	Mt Eden High	57/61192-00-005	12/28/17	\$ 10,564,457	\$ -
Clovis Unified	Fresno	Buchanan High	57/62117-00-056	01/02/18	\$ 10,402,026	\$ -
Cypress Elementary	Orange	Margaret Landell Elementary	57/66480-00-006	01/02/18	\$ 988,220	\$ -
Elk Grove Unified	Sacramento	Valley High	57/67314-00-022	01/04/18	\$ 1,570,493	\$ -
Jurupa Unified	Riverside	Rubidoux High	57/67090-00-014	01/08/18	\$ 5,548,044	\$ -
Buellton Union Elementary	Santa Barbara	Jonata Middle	57/69138-00-002	01/08/18	\$ 1,405,957	\$ -
Butteville Union Elementary	Siskiyou	Butteville Elementary	57/70201-00-002	01/08/18	\$ 93,592	\$ 62,394
Paradise Unified	Butte	Paradise Senior High	57/61531-00-003	01/12/18	\$ 4,482,717	\$ -
William S. Hart Union High	Los Angeles	Placerita Junior High	57/65136-00-010	01/16/18	\$ 1,492,386	\$ -
Alhambra Unified	Los Angeles	Repetto Elementary	57/75713-00-028	01/16/18	\$ 2,931,994	\$ -
Alhambra Unified	Los Angeles	Monterey Highlands Elementary	57/75713-00-029	01/16/18	\$ 1,706,453	\$ -
Sausalito Marin City	Marin	Martin Luther King Jt. Academy	58/65474-00-001*	01/16/18	\$ -	\$ -
San Ramon Valley Unified	Contra Costa	Stone Valley Middle	57/61804-00-032	01/17/18	\$ 4,133,251	\$ -
Monson-Sultana Joint Union Elementary	Tulare	Monson-Sultana Elementary	57/72009-00-002	01/22/18	\$ 118,375	\$ 78,917
Elk Grove Unified	Sacramento	Sierra-Enterprise Elementary	57/67314-00-023	01/24/18	\$ 1,549,084	\$ -
Merced City Elementary	Merced	Luther Burbank Elementary	57/65771-00-015	01/25/18	\$ 1,852,259	\$ -
Elk Grove Unified	Sacramento	Florin High	57/67314-00-024	01/25/18	\$ 5,258,009	\$ -
Irvine Unified	Orange	Irvine High	57/73650-00-025	01/25/18	\$ 3,874,257	\$ -
Irvine Unified	Orange	University High	57/73650-00-026	01/25/18	\$ 654,092	\$ -
Antelope Valley Union High	Los Angeles	Antelope Valley High	58/64246-00-001	01/31/18	\$ 842,942	\$ -
Marysville Joint Unified	Yuba	Lindhurst High	58/72736-00-002	01/31/18	\$ 976,685	\$ -
					\$ 1,181,702,270	\$ 45,329,141
					\$	1,227,031,411

MODERNIZATION FUNDING SUBTOTALS	\$ 1,175,692,766	\$ 45,329,141
MODERNIZATION FACILITY HARDSHIP - NON SEISMIC	\$ 2,370,770	\$ -
TOTAL MODERNIZATION FUNDING	\$	1,223,392,677
MODERNIZATION FACILITY HARDSHIP - SEISMIC	\$ 3,638,734	\$ -

(a) Represents estimated 60% state share of project including excessive cost grants. Sesimic Mitigation Program projects represents the estimated 50% state share of project. Amounts shown have not been reviewed by OPSC for compliance with all School Facility Program requirements.

(b) Represents estimated financial hardship. Amounts shown have not been reviewed by OPSC for compliance with all School Facility Program requirements.

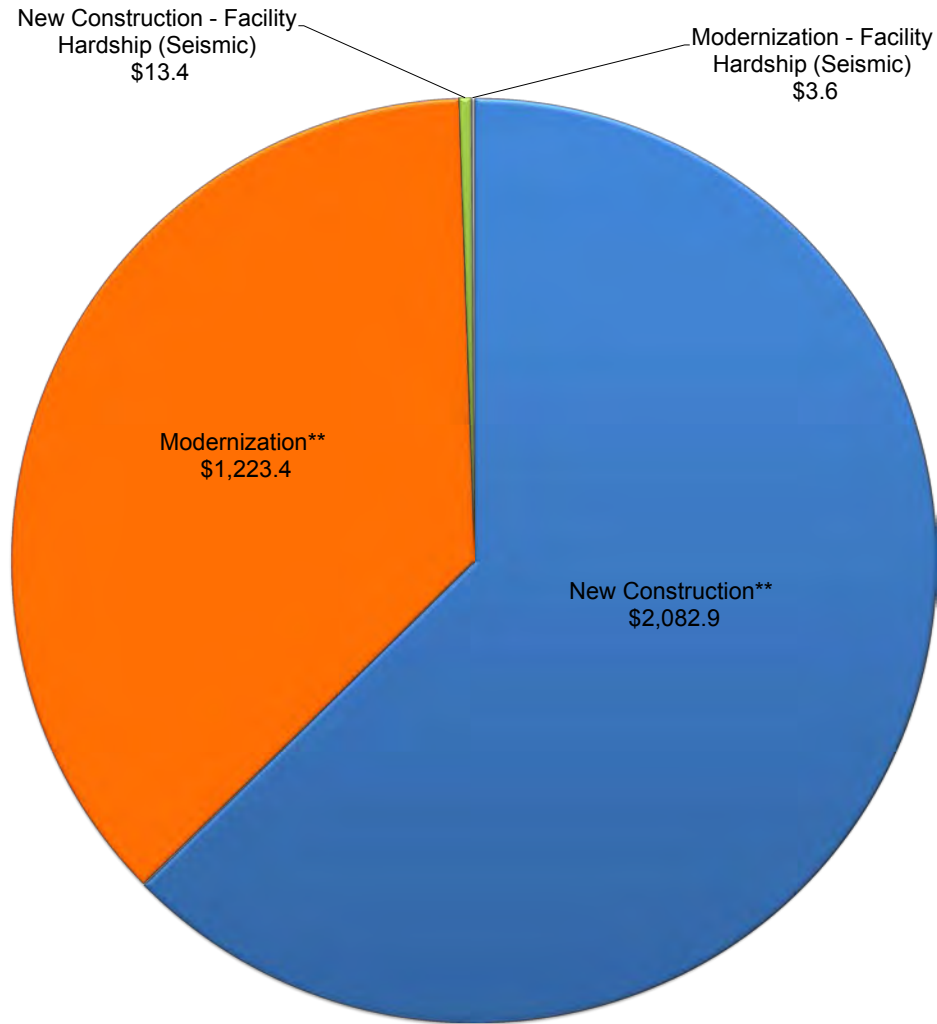
*Facility Hardship project requesting Seismic Mitigation Program funding.

SFP APPLICATIONS
 Overcrowding Relief Grant - School Facilities Program
 - Workload as of January 31, 2018 -

District	County	Site	Application Number	50-04 Date Received	ORG State Share	Status
Covina Valley Unified	Riverside	Sierra Vista Middle	56/64436-01-001*	7/29/2013	\$ 4,311,517	Beyond Authority
Chaffey Joint Union	San Bernardino	Ontario High	56/67652-00-003*	7/25/2013	\$ 8,739,582	Beyond Authority
					\$ 13,051,099	

* Overcrowding Relief Grant applications received by OPSC for the 2013 Filing Round. OPSC has not yet reviewed the total grant requested and the total number of projects exceed available bond authority. Placement on this list does not confirm funding.

School Facility Program Applications within Bond Authority*
- in millions of dollars, as of January 31, 2018 -



*The projects on this report only represents completed applications that are awaiting Office of Public School Construction (OPSC) processing and scheduling to the State Allocation Board. It does not reflect the OPSC's complete workload or guarantee the project is within available bond authority.

** Includes Facility Hardship Non-Seismic applications.

This list includes future workload that is identified as:

- Pending reflects workload that has been processed by OPSC but awaiting further information/documentation from the district.
- Reviewing reflects currently being processed by OPSC.

INFORMATION ITEM

**FACILITY HARDSHIP/REHABILITATION APPROVALS WITHOUT
FUNDING**

As of January 24, 2018

FACILITY HARDSHIP/REHABILITATION APPROVALS WITHOUT FUNDING

As of January 24, 2017 State Allocation Board

FACILITY HARDSHIP

<i>School District</i>	<i>County</i>	<i>Program</i>	<i>Application Number</i>	<i>School Site Name</i>	<i>SAB Approval Date</i>	<i>Funding Application Due Date</i>	<i>Estimated State Grant</i>
Somis Union	Ventura	Facility Hardship	51/72611-00-001	Somis Elementary	10/17/2016	9/20/2018	TBD
Burnt Ranch Elementary	Trinity	Facility Hardship	51/71662-00-001	Burnt Ranch Elementary	8/23/2017	4/23/2019	\$ 7,992,130**
Mountain Valley USD	Trinity	Facility Hardship	51/75028-00-001	Hayfork Elementary	8/23/2017	4/23/2019	\$ 6,003,434**
Mountain Valley USD	Trinity	Facility Hardship	51/75028-00-002	Hayfork High	8/23/2017	4/23/2019	\$ 7,925,667**
Estimated Total Need (State Share)							\$ 21,921,231

REHABILITATION

<i>School District</i>	<i>County</i>	<i>Program</i>	<i>Application Number</i>	<i>School Site Name</i>	<i>SAB Approval Date</i>	<i>Funding Application Due Date</i>	<i>Estimated State Grant</i>
West Contra Costa	Contra Costa	Seismic Mitigation	58/61796-00-003	Crespi Junior High	10/17/2016	2/24/2018	\$ 943,871
Estimated Total Need (State Share)							\$ 943,871

Facility Hardship and Rehabilitation Estimated Total Need (State Share)							\$ 22,865,102
--------------------------------------------------------------------------------	--	--	--	--	--	--	---------------

*Request for an extension submitted on 8/29/17

**These projects have received design apportionments which are included in the Estimated State Grant amount.

Section 1859.81. Financial Hardship.

Except for Joint-Use Projects and Career Technical Education Facilities Projects, a district is eligible for financial hardship to fund all or a portion of its matching share requirement after demonstrating the requirements of (a), (c), and (d) below:

- (a) The district is financially unable to provide all necessary matching funds for an eligible project. To determine this, an analysis shall be made of the district's financial records by the OPSC including data and records maintained by the CDE and the County Office of Education. The analysis shall consist of a review of the district's latest Independent Audit regarding funds available from all capital facility accounts, including, but not limited to, developer fees, funds generated from capital facility certificates of participation, federal grants, redevelopment funds, sale proceeds from surplus property, the appraised value of facilities approved for replacement pursuant to Section 1859.82, bond funds either encumbered, unencumbered or authorized but unsold, and savings from other SFP projects. All funds thus identified that have not been expended or encumbered by a contractual agreement for a specific capital outlay purpose prior to the initial request for financial hardship status shall be deemed available as a matching contribution.

After the initial request for financial hardship status is granted, no further encumbrances will be approved by the OPSC and all prospective revenue made available to the district's capital facility accounts shall be deemed available as matching contribution on the subsequent financial hardship review, with the exception of:

- (1) Approved interim housing expenditures.
- (2) Funding to pay for previously recognized multi-year encumbrances approved at the initial financial hardship approval.
- (3) Funding that is transferred into a Special Reserve Fund and is used for the express purpose of the Federal Renovation Program when the amount expended out of that fund does not exceed the maximum Federal Renovation Grant amount.
- (4) Funding that is transferred into a Special Reserve Fund and is used for the express purpose of the School Facilities Needs Assessment Grant Program or Emergency Repair Program when the amount expended out of that fund does not exceed the maximum grant amount apportioned.
- (5) Funding that is transferred into a Special Reserve Fund and is used for the express purpose of the Career Technical Education Facilities Program when the amount expended out of that fund does not exceed the applicant's share of the maximum grant amount apportioned.
- (6) Funding that is transferred into a Special Reserve Fund and used for the express purpose of the Overcrowding Relief Grant when the amount expended out of that fund does not exceed the amount of the site acquisition and design costs of the project and the district has submitted an approved Form SAB 50-11.
- (7) Funding that is used for the express purpose of reimbursing the State a proportionate share of financial hardship received when there has been a transfer of a special education program and title to the facility. In addition, the funding was used within five years of the title transfer.
- (8) Funding to pay for obtaining a structural report pursuant to Section 1859.82 for an approvable and funded seismic mitigation project.
- (9) All other capital facility funding for a period of three years when no subsequent financial hardship request is made during this period, with the exception of the funding identified in (6). The three-year period begins with the date of the most recent financial hardship new construction or modernization adjusted grant funding apportionment.

When Overcrowding Relief Grant funding is set aside pursuant to (6) and the School District has not submitted, or the OPSC has not accepted, a Form SAB 50-04 for an Overcrowding Relief Grant within three years from the date of deposit into the Special Reserve Fund, or the School District has not met the requirements in Sections 1859.90 or 1859.105, remaining funds plus interest accrued at the Pooled Money Investment Board rate at that time period shall be deemed available as matching contribution on a subsequent financial hardship project or be captured through an audit adjustment pursuant to Section 1859.106.

The financial hardship analysis is subject to approval by the Board.

(b) From the funds deemed available as a matching contribution, the district may retain \$19,776 per classroom in each enrollment reporting period for the cost to provide interim housing for the currently unhoused pupils of the district. The amount shown shall be adjusted annually in the manner prescribed in Section 1859.71. The number of classrooms needed for interim housing for the currently unhoused pupils shall be the sum of the positive numbers determined in (b)(7) as follows:

- (1) Determine the current enrollment of the district by grade level as shown on the latest Form SAB 50-01.
- (2) Determine the New Construction Grants apportioned by grade level for all SFP projects and LPP funded under the provisions of Sections 1859.12 or 1859.13 where the district has submitted Form SAB 50-06 indicating that the project is 100 percent complete.
 - (1) Subtract (b)(2) from (b)(1).
 - (2) Determine the number of classrooms by grade level reported in Part 1, Line 8 on Form SAB 50-02.
 - (3) Multiply the classrooms determined in (b)(4) by 25 for K-6, 27 for 7-12, 13 for Non-Severe and 9 for Severe.
 - (4) Subtract the product determined in (b)(5) from the difference determined in (b)(3) by grade level.
 - (5) Divide the difference by grade level determined in (b)(6) by 25 for K-6, 27 for 7-12, 13 for Non-Severe and 9 for Severe and round up to the nearest whole number.

From the funds deemed available as a matching contribution, the district may also retain \$19,776 per portable toilet unit in each reporting period for the cost to provide necessary interim toilet facilities for the currently unhoused pupils of the district. The amount shown shall be adjusted annually in the manner prescribed in Section 1859.71. The number of toilet facilities needed for interim housing shall be the sum of the positive numbers determined in (b)(7) divided by eight rounded up to the nearest whole number.

From the funds deemed available as a matching contribution, the district may also retain \$19,776 per classroom in each reporting period for the cost to provide necessary interim housing for the currently unhoused pupils displaced as a result of a SAB approved seismic mitigation project pursuant to Section 1859.82. The amount shown shall be adjusted annually in the manner prescribed in Section 1859.71. The number of classrooms needed for interim housing shall be the quotient of the displaced pupils by 25 for K-6, 27 for 7-12, 13 for Non-Severe and 9 for Severe and round up to the nearest whole number.

If the district's available funds, as determined by the OPSC analysis less costs for interim housing, is less than its matching share, the district will be deemed to have met the requirements of this Subsection.

- (c) The district has made all reasonable efforts to fund its matching share of the project by demonstrating it is levying the developer fee justified under law or an alternative revenue source equal to or greater than the developer fee otherwise justified under law at the time of request for hardship and the district meets at least one of the following:
- (1) The current outstanding bonded indebtedness of the district issued for the purpose of constructing school facilities in accordance with Education Code Section 17072.35 or 17074.25 as appropriate, at the time of request for financial hardship status, is at least 60 percent of the district's total bonding capacity. Outstanding bonded indebtedness includes that part of general obligation bonds, Mello-Roos Bonds, School Facility Improvement District Bonds and certificates of participation which the district is paying a debt service that was issued for capital outlay school facility purposes.
 - (2) The district had a successful registered voter bond election for at least the maximum amount allowed under Proposition 39 within the previous two years from the date of request for financial hardship status. The proceeds from the bond election that represent the maximum amount allowed under the provisions of Proposition 39 must be used to fund the district's matching share requirement for SFP project(s).
 - (3) It is a County Superintendent of Schools.
 - (4) The district's total bonding capacity at the time of the request for financial hardship status is \$5 million or less.
 - (5) Other evidence of reasonable effort as approved by the SAB.

If the district's request for financial hardship status is denied by the Board, the district may be deemed eligible for rental payments of \$2,000 per year per classroom under the Emergency School Classroom Law of 1979 for a two year period when

relocatable classroom buildings are available and the district provides financial documentation that it is unable to afford the full rental amount and any other information satisfactory to the Board that the rental reduction is necessary. The number of classrooms eligible for the \$2,000 rental payments shall be the sum of the numbers determined in (c)(5)(B) as follows:

- (A) Determine the number of pupils by grade level that the district requested a New Construction Grant on the Form SAB 50-04 that were denied financial hardship status.
- (B) Divide the number by grade level determined in (c)(5)(A) by 25 for K-6, 27 for 7-12, 13 for Non-Severe and 9 for Severe and round up to the nearest whole number.
- (d) The district has not signed a contract for acquisition or construction of classrooms that replace existing facility(ies), which were included in the determination of the district's new construction eligibility pursuant to Education Code Section 17071.75, in a locally funded project during the five-year period immediately preceding the district's application for financial hardship assistance. This restriction may be lifted if the Board finds that unforeseen and extenuating circumstances existed that required the district to use local funds to replace the facility(ies).
- (e) If the district meets the financial hardship requirements in this Section, the amount of financial hardship is equal to the district's matching share less funds deemed available in (a).
- (1) Once a district has been notified by OPSC that it meets the requirements of financial hardship in this Section, the district may file Form SAB 50-04 under the provisions of financial hardship anytime within a period of 180 calendar days from the date of the OPSC notification.
- (2) If the district does not submit Form SAB 50-04 under the provisions of financial hardship within 180 calendar days of the OPSC notification of approval of financial hardship status, the district must re-qualify for financial hardship status under the provisions of this Section by submittal of a new request for financial hardship status.
- (3) If the project(s) has been included on an unfunded list for more than 180 calendar days, a review of the district's funds pursuant to (a) will be made to determine if additional district funds are available to fund the district's matching share of the project(s).

Financial hardship approval status by the OPSC for a separate design and/or site apportionment does not apply to any subsequent funding for the project(s).

- (f) If the district submits Form SAB 50-04 within 180 calendar days of the OPSC notification of approval of financial hardship and the project(s) has been included on the "Unfunded List (Lack of AB 55 Loans)" for more than 180 calendar days as a result of the State of California's inability to provide interim financing from the Pooled Money Investment Account (AB 55 loans), the Board may suspend the unfunded review requirement as defined in Regulation Section 1859.81(e). Projects added to any other unfunded list shall be subject to the review detailed in Regulation Section 1859.81(e). Regulation Section 1859.81(f) shall become inoperative July 1, 2011.
- (g) A project added to an unfunded list on or after July 1, 2011 will be subject to the review detailed in section (e)(3). For projects added to an unfunded list between February 25, 2009 and June 30, 2011, only the district's financial records on or after July 1, 2011 will be considered in calculating any adjustment to the district's matching share.
- (h) On or after September 22, 2017, a district may submit a request for funding in advance of obtaining a determination of Financial Hardship.
 - (1) To be considered for Financial Hardship, the district must check the box on the Form SAB 50-04 requesting Financial Hardship pursuant to this subsection when submitting a request for funding.
 - (2) Prior to processing an application OPSC will notify the district in writing to submit the necessary documentation for a Financial Hardship analysis pursuant to (a), (b), (c) and (d). OPSC will not accept any documents for a Financial Hardship analysis in advance of the notification. Failure to submit the requested documentation within 60 calendar days of OPSC's notification will result in either a. or b.:
 - a. District may amend their Form SAB 50-04 to exclude the request for Financial Hardship determination.
 - b. OPSC will return the request for funding and related materials to the district.
 - (3) Upon notification of Financial Hardship approval, any Form SAB 50-04 processed within 180 calendar days of the approval date will be included in the approval.
 - (4) For any Form SAB 50-04 processed more than 180 calendar days after the date of the Financial Hardship approval the district shall re-qualify for Financial Hardship status.

Note: Authority cited: Sections 17070.35, 17075.15, 17078.72 and 17592.73, Education Code.

Reference: Sections 17071.75, 17075.10, 17075.15, and 17079.20, Education Code.