

State Allocation Board Agenda



Lisa Silverman, Executive Officer
Office of Public School Construction
707 Third Street
West Sacramento, CA 95605

Public Meeting
Wednesday, December 6, 2017
State Capitol, Room 447*
Sacramento, CA 95814
1:00 p.m.*

General Information
(916) 376-1771

For further information please contact your Project Manager.

*Meeting room and time subject to change.

A copy of the 10-Day Notice can be found on the [OPSC website](#).

December 6, 2017

Agenda

<u>TAB</u>	<u>SUBJECT</u>	<u>PRESENTER</u>	<u>PAGE</u>
	Call Meeting to Order	Chair	
	Roll Call	Secretary	
	Table of Contents		i - ii
1	Alphabetical Listing		iii - x
2	Minutes of August 23, 2017 and September 6, 2017		1 - 9
3	Executive Officer Statement		10 - 11
4	<u>CONSENT AGENDA</u>		
	<u>SCHOOL FACILITY PROGRAM</u>		
	Resolution		12
	Eligibility Approvals		13 - 21
	Unfunded Approvals		22 - 79
	Closeouts		80 - 94
	<u>OTHER PROGRAMS</u>		
	Exemption for Independent Study Facilities		95 - 97
	Emergency Repair Program		98 - 99
	Unused Site Program		100 -136
	Facility Hardship/Rehabilitation Program		137 -168

NEXT MONTHLY STATE ALLOCATION BOARD MEETING – JANUARY 24, 2018

December 6, 2017

Agenda

<u>TAB</u>	<u>SUBJECT</u>	<u>PAGE</u>
5	<u>FINANCIAL REPORT</u>	
	STATUS OF FUND RELEASES	169 - 170
	STATUS OF FUNDS	171 - 187
6	<u>APPEAL ITEMS</u>	
	KLAMATH-TRINITY JT. UNIFIED/HUMBOLDT 51/62901-00-006*, 10*, 12*, 13* AND 14* To present five Facility Hardship applications for State Allocation Board action related to funding.	188 - 220
	MAPLE ELEMENTARY/KERN 51/63610-00-002* To present the District's request to change the scope of a Facility Hardship project that has previously received conceptual approval and design funding and is also presented as part of this item for unfunded approval.	221 - 232
7	<u>ACTION ITEMS</u>	
	CONFORMING REGULATORY AMENDMENTS RELATED TO NEW CONSTRUCTION ELIGIBILITY To present the State Allocation Board with regulatory amendments related to School Facility Program application processing.	233—246 WITHDRAWN
8	<u>REPORTS, DISCUSSION AND INFORMATION ITEMS</u>	
	State Allocation Board Three-Month Projected Workload	247 - 249
	Dates for 2018 State Allocation Board Meetings	250
	School Facility Program Unfunded List	251 - 253
	School Facility Program Workload List	254 - 284
	Facility Hardship/Rehabilitation Approvals Without Funding	285 - 286
	School Facility Program Financial Hardship Regulation Section 1859.81	287 - 289

December 6, 2017

Alphabetical Listing

School District	County	Category	Page No.
ACKERMAN ELEMENTARY	PLACER	Unused Sites	Consent 100
ADELANTO ELEMENTARY	SAN BERNARDINO	SFP - New Construction	Consent 80
ADELANTO ELEMENTARY	SAN BERNARDINO	Unused Sites	Consent 100
ALLENSWORTH ELEMENTARY	TULARE	Unused Sites	Consent 100
ALPINE COUNTY UNIFIED	ALPINE	Unused Sites	Consent 100
ALTA VISTA ELEMENTARY	TULARE	Unused Sites	Consent 100
AMADOR COUNTY UNIFIED	AMADOR	Unused Sites	Consent 100
ANTELOPE ELEMENTARY	TEHAMA	Unused Sites	Consent 100
ANTELOPE VALLEY UNION HIGH	LOS ANGELES	Unused Sites	Consent 100
ANTIOCH UNIFIED	CONTRA COSTA	SFP - Modernization	Consent 16
ANTIOCH UNIFIED	CONTRA COSTA	SFP - Modernization	Consent 22*
ANTIOCH UNIFIED	CONTRA COSTA	Emergency Repair Program	Consent 98
ANTIOCH UNIFIED	CONTRA COSTA	Unused Sites	Consent 100
APPLE VALLEY UNIFIED	SAN BERNARDINO	Unused Sites	Consent 100
ARCATA ELEMENTARY	HUMBOLDT	Unused Sites	Consent 100
ARENA UNION ELEMENTARY	MENDOCINO	Unused Sites	Consent 100
ARMONA UNION ELEMENTARY	KINGS	Unused Sites	Consent 100
ATASCADERO UNIFIED	SAN LUIS OBISPO	SFP - Modernization	Withdrawn
ATASCADERO UNIFIED	SAN LUIS OBISPO	SFP - Modernization	Consent 22*
ATWATER ELEMENTARY	MERCED	Unused Sites	Consent 100
AUBURN UNION ELEMENTARY	PLACER	Unused Sites	Consent 100
BAKER VALLEY UNIFIED	SAN BERNARDINO	Unused Sites	Consent 100
BAKERSFIELD CITY ELEMENTARY	KERN	Unused Sites	Consent 100
BANNING UNIFIED	RIVERSIDE	Unused Sites	Consent 100
BARSTOW UNIFIED	SAN BERNARDINO	Unused Sites	Consent 100
BASS LAKE JOINT UNION ELEMENTARY	MADERA	Unused Sites	Consent 100
BAYSHORE ELEMENTARY	SAN MATEO	Unused Sites	Consent 100
BEAUMONT UNIFIED	RIVERSIDE	Unused Sites	Consent 100
BELMONT-REDWOOD SHORES ELEMENTARY	SAN MATEO	SFP - Modernization	Withdrawn
BELMONT-REDWOOD SHORES ELEMENTARY	SAN MATEO	SFP - Modernization	Consent 22*
BENICIA UNIFIED	SOLANO	Unused Sites	Consent 100
BERRYESSA UNION ELEMENTARY	SANTA CLARA	Unused Sites	Consent 100
BIG VALLEY JOINT UNIFIED	LASSEN	Unused Sites	Consent 100
BORREGO SPRINGS UNIFIED	SAN DIEGO	Unused Sites	Consent 100
BRAWLEY ELEMENTARY	IMPERIAL	Unused Sites	Consent 100
BRENTWOOD UNION	CONTRA COSTA	Unused Sites	Consent 100
BRITTAN ELEMENTARY	SUTTER	Unused Sites	Consent 100
BUCKEYE UNION ELEMENTARY	EL DORADO	SFP - New Construction	Consent 81*
BUCKEYE UNION ELEMENTARY	EL DORADO	Unused Sites	Consent 100
BUTTE VALLEY UNIFIED	SISKIYOU	Unused Sites	Consent 100
CAJON VALLEY UNION ELEMENTARY	SAN DIEGO	Unused Sites	Consent 100
CALAVERAS UNIFIED	CALAVERAS	Unused Sites	Consent 100
CALIPATRIA UNIFIED	IMPERIAL	Unused Sites	Consent 100
CAMBRIAN	SANTA CLARA	Unused Sites	Consent 100
CAMPBELL UNION ELEMENTARY	SANTA CLARA	Unused Sites	Consent 100

December 6, 2017

Alphabetical Listing

School District	County	Category	Page No.
CARMEL UNIFIED	MONTEREY	Unused Sites	Consent 100
CARPINTERIA UNIFIED	SANTA BARBARA	Unused Sites	Consent 100
CASTAIC UNION	LOS ANGELES	Unused Sites	Consent 100
CENTER JOINT UNIFIED	SACRAMENTO	Unused Sites	Consent 100
CENTRAL UNIFIED	FRESNO	Unused Sites	Consent 100
CHAFFEY JOINT UNION HIGH	SAN BERNARDINO	Unused Sites	Consent 100
CHARTER OAK UNIFIED	LOS ANGELES	Unused Sites	Consent 100
CHICO UNIFIED	BUTTE	Unused Sites	Consent 100
CHULA VISTA ELEMENTARY	SAN DIEGO	SFP - New Construction	Consent 16
CHULA VISTA ELEMENTARY	SAN DIEGO	SFP - New Construction	Consent 22*
CLOVERDALE UNIFIED	SONOMA	SFP - Modernization	Consent 16
CLOVERDALE UNIFIED	SONOMA	SFP - Modernization	Consent 22*
CLOVIS UNIFIED	FRESNO	SFP - Modernization	Consent 13
CLOVIS UNIFIED	FRESNO	SFP - Modernization	Consent 22*
CLOVIS UNIFIED	FRESNO	Unused Sites	Consent 100
COACHELLA VALLEY UNIFIED	RIVERSIDE	Unused Sites	Consent 100
COLFAX ELEMENTARY	PLACER	Unused Sites	Consent 100
COLTON JOINT UNIFIED	SAN BERNARDINO	SFP - Modernization	Consent 137*
COLTON JOINT UNIFIED	SAN BERNARDINO	Unused Sites	Consent 100
COLUMBIA UNION ELEMENTARY	TUOLUMNE	Unused Sites	Consent 100
COMPTON UNIFIED	LOS ANGELES	Unused Sites	Consent 100
CONEJO VALLEY UNIFIED	VENTURA	Unused Sites	Consent 100
CORONADO UNIFIED	SAN DIEGO	Unused Sites	Consent 100
CORONA-NORCO UNIFIED	RIVERSIDE	Unused Sites	Consent 100
COTATI-ROHNERT PARK UNIFIED	SONOMA	Unused Sites	Consent 100
CULVER CITY UNIFIED	LOS ANGELES	Unused Sites	Consent 100
CUPERTINO UNION	SANTA CLARA	Unused Sites	Consent 100
CURTIS CREEK ELEMENTARY	TUOLUMNE	Unused Sites	Consent 100
CUYAMA JOINT UNIFIED	SANTA BARBARA	Unused Sites	Consent 100
CYPRESS ELEMENTARY	ORANGE	SFP - Modernization	Consent 16
CYPRESS ELEMENTARY	ORANGE	SFP - Modernization	Consent 22*
CYPRESS ELEMENTARY	ORANGE	Unused Sites	Consent 100
DAVIS JOINT UNIFIED	YOLO	Unused Sites	Consent 100
DEHESA	SAN DIEGO	Unused Sites	Consent 100
DEL NORTE COUNTY UNIFIED	DEL NORTE	Unused Sites	Consent 100
DELANO JOINT UNION HIGH	KERN	Unused Sites	Consent 100
DELANO UNION ELEMENTARY	KERN	Unused Sites	Consent 100
DESERT SANDS UNIFIED	RIVERSIDE	SFP - New Construction	Withdrawn
DESERT SANDS UNIFIED	RIVERSIDE	SFP - New Construction	Withdrawn
DESERT SANDS UNIFIED	RIVERSIDE	SFP - Modernization	Withdrawn
DESERT SANDS UNIFIED	RIVERSIDE	SFP - Modernization	Consent 22*
DESERT SANDS UNIFIED	RIVERSIDE	SFP - Modernization	Consent 22*
DESERT SANDS UNIFIED	RIVERSIDE	Unused Sites	Consent 100
DINUBA UNIFIED	TULARE	Unused Sites	Consent 100
DIXIE ELEMENTARY	MARIN	Unused Sites	Consent 100
DOS PALOS ORO LOMA JOINT UNIFIED	MERCED	Unused Sites	Consent 100

December 6, 2017

Alphabetical Listing

School District	County	Category	Page No.
DRY CREEK JOINT ELEMENTARY	PLACER	Unused Sites	Consent 100
EAST SIDE UNION HIGH	SANTA CLARA	SFP - Modernization	Withdrawn
EAST SIDE UNION HIGH	SANTA CLARA	SFP - Modernization	Consent 22*
EASTSIDE UNION	LOS ANGELES	SFP - New Construction	Consent 82
EASTSIDE UNION	LOS ANGELES	Unused Sites	Consent 100
EDISON ELEMENTARY	KERN	Unused Sites	Consent 100
EL DORADO UNION HIGH	EL DORADO	SFP - Modernization	Consent 16
EL DORADO UNION HIGH	EL DORADO	SFP - Modernization	Consent 22*
EL DORADO UNION HIGH	EL DORADO	SFP - Modernization	Consent 22*
EL RANCHO UNIFIED	LOS ANGELES	Unused Sites	Consent 100
ELK GROVE UNIFIED	SACRAMENTO	Unused Sites	Consent 100
ESPARTO UNIFIED	YOLO	Unused Sites	Consent 100
EUREKA CITY UNIFIED	HUMBOLDT	Unused Sites	Consent 100
EVERGREEN UNION ELEMENTARY	TEHAMA	Unused Sites	Consent 100
FARMERSVILLE UNIFIED	TULARE	Unused Sites	Consent 100
FILLMORE UNIFIED	VENTURA	SFP - New Construction	Consent 83*
FONTANA UNIFIED	SAN BERNARDINO	Unused Sites	Consent 100
FORESTHILL UNION ELEMENTARY	PLACER	Unused Sites	Consent 100
FORKS OF SALMON ELEMENTARY	SISKIYOU	Unused Sites	Consent 100
FREMONT UNIFIED	ALAMEDA	SFP - New Construction	Consent 16
FREMONT UNIFIED	ALAMEDA	SFP - New Construction	Consent 22*
FREMONT UNIFIED	ALAMEDA	Unused Sites	Consent 100
FREMONT UNION HIGH	SANTA CLARA	Unused Sites	Consent 100
FRESNO UNIFIED	FRESNO	Unused Sites	Consent 100
GALT JOINT UNION ELEMENTARY	SACRAMENTO	Unused Sites	Consent 100
GALT JOINT UNION HIGH	SACRAMENTO	Unused Sites	Consent 100
GATEWAY UNIFIED	SHASTA	Unused Sites	Consent 100
GILROY UNIFIED	SANTA CLARA	Unused Sites	Consent 100
GLENDALE UNIFIED	LOS ANGELES	Unused Sites	Consent 100
GOLDEN VALLEY UNIFIED	MADERA	Unused Sites	Consent 100
GOLETA UNION ELEMENTARY	SANTA BARBARA	Unused Sites	Consent 100
GRIDLEY UNIFIED	BUTTE	Unused Sites	Consent 100
GROSSMONT UNION HIGH	SAN DIEGO	SFP - Modernization	Withdrawn
GROSSMONT UNION HIGH	SAN DIEGO	SFP - Modernization	Consent 22*
GROSSMONT UNION HIGH	SAN DIEGO	SFP - Modernization	Consent 22*
HEMET UNIFIED	RIVERSIDE	Unused Sites	Consent 100
HERMOSA BEACH CITY ELEMENTARY	LOS ANGELES	Unused Sites	Consent 100
HESPERIA UNIFIED	SAN BERNARDINO	Unused Sites	Consent 100
HICKMAN ELEMENTARY	STANISLAUS	Unused Sites	Consent 100
HOPE ELEMENTARY	TULARE	Unused Sites	Consent 100
HUNTINGTON BEACH CITY ELEMENTARY	ORANGE	Unused Sites	Consent 100
IGO, ONO, PLATINA UNION ELEMENTARY	SHASTA	Unused Sites	Consent 100
IMPERIAL UNIFIED	IMPERIAL	Unused Sites	Consent 100
IRVINE UNIFIED	ORANGE	Unused Sites	Consent 100
JEFFERSON UNION HIGH	SAN MATEO	Unused Sites	Consent 100
JURUPA UNIFIED	RIVERSIDE	Unused Sites	Consent 100

December 6, 2017

Alphabetical Listing

School District	County	Category	Page No.
KEPPEL UNION ELEMENTARY	LOS ANGELES	Unused Sites	Consent 100
KERMAN UNIFIED	FRESNO	SFP - New Construction	Consent 16
KERMAN UNIFIED	FRESNO	SFP - New Construction	Consent 22*
KINGS CANYON JOINT UNIFIED	FRESNO	Unused Sites	Consent 100
KONOCTI UNIFIED	LAKE	Unused Sites	Consent 100
LA CANADA UNIFIED	LOS ANGELES	Unused Sites	Consent 100
LAKE ELSINORE UNIFIED	RIVERSIDE	Unused Sites	Consent 100
LAKEPORT UNIFIED	LAKE	Unused Sites	Consent 100
LAKESIDE UNION	KERN	Unused Sites	Consent 100
LANCASTER ELEMENTARY	LOS ANGELES	Unused Sites	Consent 100
LARKSPUR ELEMENTARY	MARIN	Unused Sites	Consent 100
LAS LOMITAS ELEMENTARY	SAN MATEO	Unused Sites	Consent 100
LEMOORE UNION ELEMENTARY	KINGS	SFP - Modernization	Withdrawn
LEMOORE UNION ELEMENTARY	KINGS	SFP - Modernization	Consent 22*
LEMOORE UNION ELEMENTARY	KINGS	SFP - Modernization	Consent 22*
LIBERTY UNION HIGH	CONTRA COSTA	Unused Sites	Consent 100
LINCOLN UNIFIED	SAN JOAQUIN	Unused Sites	Consent 100
LITTLE LAKE CITY ELEMENTARY	LOS ANGELES	Unused Sites	Consent 100
LIVERMORE VALLEY JOINT UNIFIED	ALAMEDA	Unused Sites	Consent 100
LODI UNIFIED	SAN JOAQUIN	Unused Sites	Consent 100
LOMPOC UNIFIED	SANTA BARBARA	Unused Sites	Consent 100
LONE PINE UNIFIED	INYO	Unused Sites	Consent 100
LONG BEACH UNIFIED	LOS ANGELES	SFP - COS	Consent 86*
LOS ALAMITOS UNIFIED	ORANGE	SFP - Modernization	Consent 16
LOS ALAMITOS UNIFIED	ORANGE	SFP - Modernization	Consent 22*
LOS ALAMITOS UNIFIED	ORANGE	SFP - Modernization	Consent 22*
LOS ALTOS ELEMENTARY	SANTA CLARA	Unused Sites	Consent 100
LOS ANGELES UNIFIED	LOS ANGELES	SFP - COS	Consent 87*
LOS ANGELES UNIFIED	LOS ANGELES	SFP - COS	Consent 88*
LOS ANGELES UNIFIED	LOS ANGELES	SFP - COS	Consent 89
LOS ANGELES UNIFIED	LOS ANGELES	SFP - COS	Consent 90
LOS ANGELES UNIFIED	LOS ANGELES	SFP - Charter Schools	Consent 91*
LOS ANGELES UNIFIED	LOS ANGELES	SFP - Career Tech	Consent 92
LOS ANGELES UNIFIED	LOS ANGELES	SFP - Career Tech	Consent 93
LOS ANGELES UNIFIED	LOS ANGELES	Unused Sites	Consent 100
LOS BANOS UNIFIED	MERCED	SFP - New Construction	Consent 16
LOS BANOS UNIFIED	MERCED	SFP - New Construction	Consent 22*
LOS GATOS-SARATOGA JOINT UNION HIGH	SANTA CLARA	Unused Sites	Consent 100
LOST HILLS UNION ELEMENTARY	KERN	Unused Sites	Consent 100
LOWELL JOINT ELEMENTARY	LOS ANGELES	Unused Sites	Consent 100
LUCIA MAR UNIFIED	SAN LUIS OBISPO	Unused Sites	Consent 100
MADERA UNIFIED	MADERA	Unused Sites	Consent 100
MAMMOTH UNIFIED	MONO	Unused Sites	Consent 100
MANHATTAN BEACH UNIFIED	LOS ANGELES	Unused Sites	Consent 100
MANTECA UNIFIED	SAN JOAQUIN	Unused Sites	Consent 100
MAPLE ELEMENTARY	KERN	SFP - Modernization	Withdrawn

December 6, 2017

Alphabetical Listing

School District	County	Category	Page No.
MAPLE ELEMENTARY	KERN	SFP - Modernization	Withdrawn
MAPLE ELEMENTARY	KERN	SFP - Modernization	Withdrawn**
MARICOPA UNIFIED	KERN	Unused Sites	Consent 100
MARIPOSA COUNTY UNIFIED	MARIPOSA	Unused Sites	Consent 100
MARYSVILLE JOINT UNIFIED	YUBA	Unused Sites	Consent 100
MCFARLAND UNIFIED	KERN	SFP - Modernization	Withdrawn
MCFARLAND UNIFIED	KERN	SFP - Modernization	Consent 22*
MENDOCINO UNIFIED	MENDOCINO	Unused Sites	Consent 100
MENLO PARK CITY ELEMENTARY	SAN MATEO	SFP - New Construction	Consent 84*
MERCED CITY ELEMENTARY	MERCED	Unused Sites	Consent 100
MERCED UNION HIGH	MERCED	Unused Sites	Consent 100
METRO ED. DISTRICT JPA ROC/P	SANTA CLARA	SFP - Career Tech	Consent 94
MILL VALLEY ELEMENTARY	MARIN	Unused Sites	Consent 100
MILLBRAE ELEMENTARY	SAN MATEO	Unused Sites	Consent 100
MILPITAS UNIFIED	SANTA CLARA	Unused Sites	Consent 100
MOJAVE UNIFIED	KERN	Unused Sites	Consent 100
MONTEREY PENINSULA UNIFIED	MONTEREY	Unused Sites	Consent 100
MOORPARK UNIFIED	VENTURA	Unused Sites	Consent 100
MORELAND ELEMENTARY	SANTA CLARA	Unused Sites	Consent 100
MORENO VALLEY UNIFIED	RIVERSIDE	Unused Sites	Consent 100
MORONGO UNIFIED	SAN BERNARDINO	Unused Sites	Consent 100
MOUNTAIN VIEW WHISMAN ELEMENTARY	SANTA CLARA	Unused Sites	Consent 100
MT. DIABLO UNIFIED	CONTRA COSTA	SFP - Modernization	Withdrawn
MT. DIABLO UNIFIED	CONTRA COSTA	SFP - Modernization	Consent 22*
MT. DIABLO UNIFIED	CONTRA COSTA	SFP - Modernization	Consent 22*
MT. DIABLO UNIFIED	CONTRA COSTA	SFP - Modernization	Consent 22*
MT. DIABLO UNIFIED	CONTRA COSTA	SFP - Modernization	Consent 22*
MT. DIABLO UNIFIED	CONTRA COSTA	SFP - Modernization	Consent 22*
MT. DIABLO UNIFIED	CONTRA COSTA	SFP - Modernization	Consent 22*
MT. DIABLO UNIFIED	CONTRA COSTA	Unused Sites	Consent 100
NAPA VALLEY UNIFIED	NAPA	Unused Sites	Consent 100
NATOMAS UNIFIED	SACRAMENTO	Unused Sites	Consent 100
NEEDLES UNIFIED	SAN BERNARDINO	Unused Sites	Consent 100
NEVADA CITY	NEVADA	Unused Sites	Consent 100
NEW HAVEN UNIFIED	ALAMEDA	Unused Sites	Consent 100
NORRIS	KERN	Unused Sites	Consent 100
NORTH MONTEREY COUNTY UNIFIED	MONTEREY	Unused Sites	Consent 100
NORTH SACRAMENTO ELEMENTARY	SACRAMENTO	Emergency Repair Program	Consent 98
NORWALK-LA MIRADA UNIFIED	LOS ANGELES	Unused Sites	Consent 100
OAK GROVE ELEMENTARY	SANTA CLARA	Unused Sites	Consent 100
OAKDALE JOINT UNIFIED	STANISLAUS	Unused Sites	Consent 100
OAKLEY UNION ELEMENTARY	CONTRA COSTA	Unused Sites	Consent 100
OCEAN VIEW ELEMENTARY	ORANGE	Unused Sites	Consent 100
OCEANSIDE CITY UNIFIED	SAN DIEGO	SFP - Modernization	Withdrawn
OCEANSIDE CITY UNIFIED	SAN DIEGO	SFP - Modernization	Consent 22*
ORANGE UNIFIED	ORANGE	Unused Sites	Consent 100
PACHECO UNION ELEMENTARY	SHASTA	Unused Sites	Consent 100

December 6, 2017

Alphabetical Listing

School District	County	Category	Page No.
PALM SPRINGS UNIFIED	RIVERSIDE	SFP - Modernization	Consent 13
PALM SPRINGS UNIFIED	RIVERSIDE	SFP - Modernization	Consent 22*
PALM SPRINGS UNIFIED	RIVERSIDE	Unused Sites	Consent 100
PALMDALE ELEMENTARY	LOS ANGELES	Unused Sites	Consent 100
PALO ALTO UNIFIED	SANTA CLARA	Unused Sites	Consent 100
PALOS VERDES PENINSULA UNIFIED	LOS ANGELES	Unused Sites	Consent 100
PARADISE UNIFIED	BUTTE	Unused Sites	Consent 100
PASADENA UNIFIED	LOS ANGELES	Unused Sites	Consent 100
PASO ROBLES JOINT UNIFIED	SAN LUIS OBISPO	Unused Sites	Consent 100
PATTERSON JOINT UNIFIED	STANISLAUS	Unused Sites	Consent 100
PERRIS UNION HIGH	RIVERSIDE	Unused Sites	Consent 100
PITTSBURG UNIFIED	CONTRA COSTA	Unused Sites	Consent 100
PLACENTIA-YORBA LINDA UNIFIED	ORANGE	SFP - Modernization	Consent 16
PLACENTIA-YORBA LINDA UNIFIED	ORANGE	SFP - Modernization	Consent 22*
PLACER HILLS UNION ELEMENTARY	PLACER	Unused Sites	Consent 100
PLEASANT RIDGE UNION ELEMENTARY	NEVADA	Unused Sites	Consent 100
PLEASANTON UNIFIED	ALAMEDA	Unused Sites	Consent 100
PLUMAS UNIFIED	PLUMAS	Unused Sites	Consent 100
PORTERVILLE UNIFIED	TULARE	Unused Sites	Consent 100
POWAY UNIFIED	SAN DIEGO	Unused Sites	Consent 100
RANCHO SANTA FE ELEMENTARY	SAN DIEGO	Unused Sites	Consent 100
REDONDO BEACH UNIFIED	LOS ANGELES	Unused Sites	Consent 100
REEF-SUNSET UNIFIED	KINGS	Unused Sites	Consent 100
RICHGROVE ELEMENTARY	TULARE	Emergency Repair Program	Consent 98
RICHLAND UNION ELEMENTARY	KERN	Unused Sites	Consent 100
RIM OF THE WORLD UNIFIED	SAN BERNARDINO	SFP - Modernization	Withdrawn
RIM OF THE WORLD UNIFIED	SAN BERNARDINO	SFP - Modernization	Consent 22*
RIM OF THE WORLD UNIFIED	SAN BERNARDINO	Unused Sites	Consent 100
RIVERDALE JOINT UNIFIED	FRESNO	Unused Sites	Consent 100
ROBLA ELEMENTARY	SACRAMENTO	Unused Sites	Consent 100
ROCKFORD ELEMENTARY	TULARE	Unused Sites	Consent 100
ROMOLAND ELEMENTARY	RIVERSIDE	Unused Sites	Consent 100
ROSEVILLE JOINT UNION HIGH	PLACER	Unused Sites	Consent 100
ROSS VALLEY	MARIN	SFP - Modernization	Consent 16
ROSS VALLEY	MARIN	SFP - Modernization	Consent 22*
ROSS VALLEY	MARIN	Unused Sites	Consent 100
SACRAMENTO CITY UNIFIED	SACRAMENTO	Unused Sites	Consent 100
SALIDA UNION	STANISLAUS	Unused Sites	Consent 100
SAN BENITO HIGH	SAN BENITO	SFP - New Construction	Consent 141*
SAN BENITO HIGH	SAN BENITO	Unused Sites	Consent 100
SAN BERNARDINO CITY UNIFIED	SAN BERNARDINO	Unused Sites	Consent 100
SAN BERNARDINO CO. OFC. OF ED.	SAN BERNARDINO	Unused Sites	Consent 100
SAN BRUNO PARK ELEMENTARY	SAN MATEO	Unused Sites	Consent 100
SAN DIEGO UNIFIED	SAN DIEGO	Unused Sites	Consent 100
SAN FRANCISCO UNIFIED	SAN FRANCISCO	Unused Sites	Consent 100
SAN JACINTO UNIFIED	RIVERSIDE	Unused Sites	Consent 100

December 6, 2017

Alphabetical Listing

School District	County	Category	Page No.
SAN JOSE UNIFIED	SANTA CLARA	Unused Sites	Consent 100
SAN LORENZO UNIFIED	ALAMEDA	Unused Sites	Consent 100
SAN LUCAS UNION ELEMENTARY	MONTEREY	Unused Sites	Consent 100
SAN LUIS COASTAL UNIFIED	SAN LUIS OBISPO	Unused Sites	Consent 100
SAN LUIS OBISPO CO. OFC. OF ED.	SAN LUIS OBISPO	Unused Sites	Consent 100
SAN MATEO UNION HIGH	SAN MATEO	Unused Sites	Consent 100
SAN PASQUAL VALLEY UNIFIED	IMPERIAL	Unused Sites	Consent 100
SAN RAFAEL CITY ELEMENTARY	MARIN	Unused Sites	Consent 100
SANTA ANA UNIFIED	ORANGE	Unused Sites	Consent 100
SANTA BARBARA UNIFIED	SANTA BARBARA	SFP - Modernization	Consent 16
SANTA BARBARA UNIFIED	SANTA BARBARA	SFP - Modernization	Consent 22*
SANTA BARBARA UNIFIED	SANTA BARBARA	SFP - Modernization	Consent 22*
SANTA BARBARA UNIFIED	SANTA BARBARA	SFP - Modernization	Consent 22*
SANTA BARBARA UNIFIED	SANTA BARBARA	Unused Sites	Consent 100
SANTA CLARA UNIFIED	SANTA CLARA	Unused Sites	Consent 100
SANTA MARIA JOINT UNION HIGH	SANTA BARBARA	Unused Sites	Consent 100
SANTA MONICA-MALIBU UNIFIED	LOS ANGELES	Unused Sites	Consent 100
SANTA PAULA UNIFIED	VENTURA	Unused Sites	Consent 100
SANTA ROSA ELEMENTARY	SONOMA	Emergency Repair Program	Consent 98
SANTA ROSA ELEMENTARY	SONOMA	Unused Sites	Consent 100
SANTEE ELEMENTARY	SAN DIEGO	Unused Sites	Consent 100
SAUGUS UNION ELEMENTARY	LOS ANGELES	SFP - New Construction	Consent 85*
SCOTTS VALLEY UNIFIED	SANTA CRUZ	SFP - New Construction	Consent 145*
SEQUOIA UNION HIGH	SAN MATEO	Unused Sites	Consent 100
SHASTA UNION HIGH	SHASTA	SFP - Modernization	Consent 149*
SIERRA SANDS UNIFIED	KERN	Unused Sites	Consent 100
SIERRA UNIFIED	FRESNO	Unused Sites	Consent 100
SIMI VALLEY UNIFIED	VENTURA	SFP - Modernization	Withdrawn
SIMI VALLEY UNIFIED	VENTURA	SFP - Modernization	Consent 22*
SIMI VALLEY UNIFIED	VENTURA	Unused Sites	Consent 100
SNOWLINE JOINT UNIFIED	SAN BERNARDINO	Unused Sites	Consent 100
SOLANO COUNTY OFFICE OF EDUCATION	SOLANO	SFP - New Construction	Consent 16
SOLANO COUNTY OFFICE OF EDUCATION	SOLANO	SFP - New Construction	Consent 22*
SOLANO COUNTY OFFICE OF EDUCATION	SOLANO	SFP - Modernization	Withdrawn
SOLANO COUNTY OFFICE OF EDUCATION	SOLANO	SFP - Modernization	Consent 22*
SOLANO COUNTY OFFICE OF EDUCATION	SOLANO	Unused Sites	Consent 100
SOLEDAD UNIFIED	MONTEREY	Emergency Repair Program	Consent 98
SOLEDAD UNIFIED	MONTEREY	Emergency Repair Program	Consent 98
SOLEDAD UNIFIED	MONTEREY	Emergency Repair Program	Consent 98
SOLEDAD UNIFIED	MONTEREY	Emergency Repair Program	Consent 98
SOMIS UNION ELEMENTARY	VENTURA	Unused Sites	Consent 100
SONORA UNION HIGH	TUOLUMNE	Unused Sites	Consent 100
SOUTH PASADENA UNIFIED	LOS ANGELES	Unused Sites	Consent 100
SOUTH SAN FRANCISCO UNIFIED	SAN MATEO	Unused Sites	Consent 100
SOUTHERN KERN UNIFIED	KERN	Unused Sites	Consent 100
SOUTHERN TRINITY JOINT UNIFIED	TRINITY	Unused Sites	Consent 100

December 6, 2017

Alphabetical Listing

School District	County	Category	Page No.
SPENCER VALLEY ELEMENTARY	SAN DIEGO	Unused Sites	Consent 100
SPRINGVILLE UNION ELEMENTARY	TULARE	Unused Sites	Consent 100
STANDARD ELEMENTARY	KERN	Unused Sites	Consent 100
STOCKTON UNIFIED	SAN JOAQUIN	Unused Sites	Consent 100
STRATHMORE UNION ELEMENTARY	TULARE	SFP - Modernization	Consent153*
SUNNYSIDE UNION ELEMENTARY	TULARE	SFP - Modernization	Withdrawn
SUNNYSIDE UNION ELEMENTARY	TULARE	SFP - Modernization	Consent 22*
SUNNYVALE ELEMENTARY	SANTA CLARA	Unused Sites	Consent 100
SWEETWATER UNION HIGH	SAN DIEGO	Unused Sites	Consent 100
SYLVAN UNION ELEMENTARY	STANISLAUS	SFP - Modernization	Withdrawn
SYLVAN UNION ELEMENTARY	STANISLAUS	SFP - Modernization	Consent 22*
SYLVAN UNION ELEMENTARY	STANISLAUS	Unused Sites	Consent 100
TAHOE-TRUCKEE UNIFIED	PLACER	Unused Sites	Consent 100
TAMALPAIS UNION HIGH	MARIN	Unused Sites	Consent 100
TEHACHAPI UNIFIED	KERN	Unused Sites	Consent 100
TEMECULA VALLEY UNIFIED	RIVERSIDE	SFP - Modernization	Withdrawn
TEMECULA VALLEY UNIFIED	RIVERSIDE	SFP - Modernization	Consent 22*
TEMECULA VALLEY UNIFIED	RIVERSIDE	Unused Sites	Consent 100
THREE RIVERS UNION ELEMENTARY	TULARE	SFP - Modernization	Consent157*
TRAVIS UNIFIED	SOLANO	Unused Sites	Consent 100
TWIN RIDGES ELEMENTARY	NEVADA	Unused Sites	Consent 100
TWIN RIVERS UNIFIED	SACRAMENTO	Unused Sites	Consent 100
UNION ELEMENTARY	SANTA CLARA	Unused Sites	Consent 100
VAL VERDE UNIFIED	RIVERSIDE	SFP - New Construction	Consent 16
VAL VERDE UNIFIED	RIVERSIDE	SFP - New Construction	Consent 13
VAL VERDE UNIFIED	RIVERSIDE	SFP - New Construction	Consent 13
VAL VERDE UNIFIED	RIVERSIDE	SFP - New Construction	Consent 22*
VAL VERDE UNIFIED	RIVERSIDE	SFP - New Construction	Consent 22*
VAL VERDE UNIFIED	RIVERSIDE	SFP - New Construction	Consent 22*
VAL VERDE UNIFIED	RIVERSIDE	SFP - New Construction	Consent 13
VALLECITO UNION ELEMENTARY	CALAVERAS	Unused Sites	Consent 100
VALLEJO CITY UNIFIED	SOLANO	Unused Sites	Consent 100
VALLEY CENTER-PAUMA	SAN DIEGO	Unused Sites	Consent 100
VENTURA COUNTY OFFICE OF EDUCATION	VENTURA	SFP - New Construction	Consent 16
VENTURA COUNTY OFFICE OF EDUCATION	VENTURA	SFP - New Construction	Consent 22*
VENTURA COUNTY OFFICE OF EDUCATION	VENTURA	SFP - Modernization	Withdrawn
VENTURA COUNTY OFFICE OF EDUCATION	VENTURA	SFP - Modernization	Consent 22*
VENTURA COUNTY OFFICE OF EDUCATION	VENTURA	SFP - Modernization	Consent 22*
VENTURA COUNTY OFFICE OF EDUCATION	VENTURA	SFP - Modernization	Consent 22*
VENTURA UNIFIED	VENTURA	Unused Sites	Consent 100
VICTOR ELEMENTARY	SAN BERNARDINO	Unused Sites	Consent 100
VISALIA UNIFIED	TULARE	Unused Sites	Consent 100
VISTA DEL MAR UNION ELEMENTARY	SANTA BARBARA	SFP - Modernization	Consent161*
VISTA DEL MAR UNION ELEMENTARY	SANTA BARBARA	Unused Sites	Consent 100
WALNUT VALLEY UNIFIED	LOS ANGELES	SFP - Modernization	Withdrawn
WALNUT VALLEY UNIFIED	LOS ANGELES	SFP - Modernization	Consent 22*

December 6, 2017

Alphabetical Listing

School District	County	Category	Page No.
WASCO UNION HIGH	KERN	Unused Sites	Consent 100
WASHINGTON UNIFIED	FRESNO	SFP - Modernization	Withdrawn
WASHINGTON UNIFIED	FRESNO	SFP - Modernization	Consent 22*
WASHINGTON UNIFIED	FRESNO	Unused Sites	Consent 100
WASHINGTON UNIFIED	YOLO	SFP - Modernization	Withdrawn
WASHINGTON UNIFIED	YOLO	SFP - Modernization	Consent 22*
WASHINGTON UNIFIED	YOLO	Unused Sites	Consent 100
WEST CONTRA COSTA UNIFIED	CONTRA COSTA	SFP - Modernization	Consent 165*
WEST CONTRA COSTA UNIFIED	CONTRA COSTA	Unused Sites	Consent 100
WESTMINSTER ELEMENTARY	ORANGE	SFP - Modernization	Withdrawn
WESTMINSTER ELEMENTARY	ORANGE	SFP - Modernization	Consent 22*
WESTMINSTER ELEMENTARY	ORANGE	SFP - Modernization	Consent 22*
WESTSIDE UNION ELEMENTARY	LOS ANGELES	SFP - New Construction	Consent 16
WESTSIDE UNION ELEMENTARY	LOS ANGELES	SFP - New Construction	Consent 22*
WESTSIDE UNION ELEMENTARY	LOS ANGELES	Unused Sites	Consent 100
WILLIAM S. HART UNION HIGH	LOS ANGELES	Continued Use	Consent 100
WINTERS JOINT UNIFIED	YOLO	Unused Sites	Consent 100
WOODLAND JOINT UNIFIED	YOLO	Unused Sites	Consent 100
WRIGHT ELEMENTARY	SONOMA	SFP - Modernization	Consent 16
WRIGHT ELEMENTARY	SONOMA	SFP - Modernization	Consent 22*
WRIGHT ELEMENTARY	SONOMA	Unused Sites	Consent 100
YOSEMITE UNIFIED	MADERA	Unused Sites	Consent 100
YUBA CITY UNIFIED	SUTTER	Unused Sites	Consent 100
YUBA COUNTY OFFICE OF EDUCATION	YUBA	Unused Sites	Consent 100
YUCAIPA-CALIMESA JOINT UNIFIED	SAN BERNARDINO	Unused Sites	Consent 100

OPSC PROGRAM CODES

SCHOOL FACILITY PROGRAM (SFP)

- 50 – NEW CONSTRUCTION
- 51 – NEW CONSTRUCTION FACILITY HARDSHIP
- 52 – SFP JOINT-USE
- 53 – CRITICALLY OVERCROWDED SCHOOLS
- 54 – CHARTER SCHOOLS
- 55 – CAREER TECH NEW CONSTRUCTION
- 56 – OVERCROWDING RELIEF GRANT PROGRAM
- 57 – MODERNIZATION
- 58 – MODERNIZATION FACILITY HARDSHIP
- 59 – CAREER TECH MODERNIZATION

OTHER PROGRAMS

- 25 – RELOCATABLE CLASSROOM PROGRAM
- 34 – AIR CONDITIONING PROGRAM
- 40 – DEFERRED MAINTENANCE PROGRAM
- 61 – EMERGENCY REPAIR PROGRAM
- 92 – UNUSED SITES PROGRAM

MINUTES
State Allocation Board
August 23, 2017

Upon notice duly given, the meeting of the State Allocation Board (SAB) was held at the State Capitol, Room 2040, in Sacramento, California on August 23, 2017 at 4:00 p.m.

Members of the SAB present were as follows:

- Eraina Ortega, Chief Deputy Director, Policy, Department of Finance, designated representative for Michael Cohen, Director, Department of Finance
- Jeffrey McGuire, Chief Deputy Director, Department of General Services, designated representative for Daniel Kim, Director, Department of General Services
- Juan Mireles, Director, School Facilities and Transportation Services Division, California Department of Education (CDE), designated representative for Tom Torlakson, Superintendent of Public Instruction
- Cesar Diaz, appointee of Edmund G. Brown, Jr., Governor of the State of California
- Senator Benjamin Allen
- Senator Janet Nguyen
- Senator Richard Pan
- Assembly Member Adrin Nazarian
- Assembly Member Rocky Chavez
- Assembly Member Patrick O'Donnell

Representative of the SAB was as follows:

Lisa Silverman, Executive Officer

Representatives of the Department of General Services, Office of Public School Construction (OPSC), were as follows:

Lisa Silverman, Executive Officer
Barbara Kampmeiner, Deputy Executive Officer

Representative of the Department of General Services, Office of Legal Services, was as follows:

Henry Nanjo, Senior Staff Counsel

With a quorum present, Ms. Ortega, Chair, called the meeting to order at 4:00 p.m.

PRIOR MINUTES

A motion was made, and carried, to approve the June 28, 2017 SAB Minutes.

EXECUTIVE OFFICER'S STATEMENT

The Executive Officer informed the SAB of the following:

Recent Priority Funding Filing Round Closed

The priority funding filing period closed June 8, 2017. OPSC received 136 requests for 139 unique projects from 73 school districts for a total of \$443.6 million. The requests will be valid from July 1, 2017 through December 31, 2017. School districts were reminded that the requirements for participation in the Priority Funding Process are in effect under School Facility Program (SFP) Regulation Section 1859.90.3.

Priority Funding Apportionments

April Apportionments

The SAB approved \$63 million in priority funding apportionments, on April 24, 2017, for 17 projects representing 13 school districts. Out of the 17 projects, 16 were required to submit the *Fund Release Authorization* (Form SAB 50-05) to request the release of funds. OPSC received 13 out of the required 16; the three projects that did not submit the Form SAB 50-05 received an occurrence.

EXECUTIVE OFFICER'S STATEMENT (cont.)**Seismic Mitigation Program Projects**

There was one Seismic Mitigation Program project in the Consent portion of the Agenda that received an unfunded approval in the amount of \$2.1 million.

Upcoming Bond Sale

On August 29, 2017, there was a General Obligation Bond sale and OPSC received bond proceeds for the SFP that would cover the projects that submitted a certification by June 8, 2017. Therefore, the September 23, 2017 SAB meeting was rescheduled to September 6, 2017.

Joint Agency Workshops

The OPSC, CDE and Division of the State Architect announced a schedule for joint agency workshops beginning in the fall of 2017. These workshops provided and continue to provide school districts and stakeholders with updates regarding the impact of Proposition 51 on the SFP, along with other general information and changes to the Program. There continues to be additional sessions for small school districts to directly address concerns and seek assistance on specific projects or facility needs that may be eligible for funding.

Next SAB Meeting

The SAB and stakeholders were informed that the next SAB meeting was scheduled for Wednesday, September 6, 2017.

CONSENT ITEMS

A motion was made, and carried, to approve the Consent calendar as presented.

FINANCIAL REPORTS***Status of Fund Releases***

The SAB accepted the Status of Fund Releases report as presented.

Status of Funds

The SAB accepted the Status of Funds report as presented.

APPEAL ITEMS***Norwalk-La Mirada Unified/Los Angeles 61/64840-00-016***

The SAB approved the District's request, which provided an 18-month extension to complete an Emergency Repair Program project.

Burnt Ranch Elementary/Trinity 51/71662-00-001

The SAB approved both actions I and II, which approved the District's request to use replacement funding for rehabilitation work and approved an Apportionment of design funds outside the priority funding process as shown on Attachment C.

APPEAL ITEMS (cont.)

Mountain Valley Unified/Trinity 51/75028-00-001 and 51/75028-00-002

The SAB approved Option A, which approved the District’s request for Financial Hardship status under “Other evidence” for both projects and approved immediate Apportionments as shown on Attachments E and F.

Bright Star Schools/Los Angeles 54/64733-00-053

This Item was withdrawn by the Charter School.

ACTION ITEMS

Career Technical Education Facilities Program Regulatory Amendments

The SAB adopted the staff’s recommendations, including the following modified language for the proposed regulatory amendments to Regulation Section 1859.194:

“ . . . Notwithstanding local fund sources previously identified in this paragraph, a grant recipient’s local match shall not include funding from any state or federal sources that provide funding for Career Technical Education including, but not limited to the Career Technical Education Incentive Grant Program, the Career Technical Education Pathways Trust Program, the Career Technical Education Initiative and the Perkins Federal Career and Technical Education Grant Program.”

School Facility Program Application Processing Regulatory Amendments

This Item was withdrawn.

REPORTS, DISCUSSION, AND INFORMATION ITEMS

School Facility Program Application Processing

The SAB acknowledged the following reports:

State Allocation Board Three-Month Projected Workload

Remaining State Allocation Board Meeting Dates for the 2017 Calendar Year

School Facility Program Unfunded List as of July 24, 2017

School Facility Program Workload List of Applications Received Through July 31, 2017

Facility Hardship/Rehabilitation Approvals Without Funding as of June 28, 2017

ADJOURNMENT

There being no further business to come before the SAB, the Chair adjourned the meeting at 4:30 p.m.



LISA SILVERMAN, Executive Officer

ATTACHMENT A
Approved Consent Items on 08/23/2017

Program	Application Number	District	County
Continued Use	91/10397-00-000	SAN JOAQUIN COUNTY OFFICE OF EDUCATION	SAN JOAQUIN
Emergency Repair Program	61/69369-00-029	ALUM ROCK UNION ELEMENTARY	SANTA CLARA
Emergency Repair Program	61/69369-00-028	ALUM ROCK UNION ELEMENTARY	SANTA CLARA
Emergency Repair Program	61/69369-00-027	ALUM ROCK UNION ELEMENTARY	SANTA CLARA
Emergency Repair Program	61/69369-00-026	ALUM ROCK UNION ELEMENTARY	SANTA CLARA
Emergency Repair Program	61/69369-00-025	ALUM ROCK UNION ELEMENTARY	SANTA CLARA
Emergency Repair Program	61/66423-00-006	ANAHEIM ELEMENTARY	ORANGE
Emergency Repair Program	61/66423-00-005	ANAHEIM ELEMENTARY	ORANGE
Emergency Repair Program	61/63099-00-021	CALEXICO UNIFIED	IMPERIAL
Emergency Repair Program	61/73676-00-102	COACHELLA VALLEY UNIFIED	RIVERSIDE
Emergency Repair Program	61/73676-00-101	COACHELLA VALLEY UNIFIED	RIVERSIDE
Emergency Repair Program	61/73676-00-100	COACHELLA VALLEY UNIFIED	RIVERSIDE
Emergency Repair Program	61/73676-00-099	COACHELLA VALLEY UNIFIED	RIVERSIDE
Emergency Repair Program	61/73437-00-164	COMPTON UNIFIED	LOS ANGELES
Emergency Repair Program	61/71860-00-144	CUTLER-OROSI JOINT UNIFIED	TULARE
Emergency Repair Program	61/71860-00-143	CUTLER-OROSI JOINT UNIFIED	TULARE
Emergency Repair Program	61/71860-00-142	CUTLER-OROSI JOINT UNIFIED	TULARE
Emergency Repair Program	61/64469-00-001	DUARTE UNIFIED	LOS ANGELES
Emergency Repair Program	61/71902-00-003	EARLIMART ELEMENTARY	TULARE
Emergency Repair Program	61/62166-00-782	FRESNO UNIFIED	FRESNO
Emergency Repair Program	61/62166-00-781	FRESNO UNIFIED	FRESNO
Emergency Repair Program	61/62166-00-780	FRESNO UNIFIED	FRESNO
Emergency Repair Program	61/62166-00-779	FRESNO UNIFIED	FRESNO
Emergency Repair Program	61/62166-00-778	FRESNO UNIFIED	FRESNO
Emergency Repair Program	61/62166-00-777	FRESNO UNIFIED	FRESNO
Emergency Repair Program	61/62166-00-776	FRESNO UNIFIED	FRESNO
Emergency Repair Program	61/62166-00-775	FRESNO UNIFIED	FRESNO
Emergency Repair Program	61/62166-00-774	FRESNO UNIFIED	FRESNO
Emergency Repair Program	61/62166-00-773	FRESNO UNIFIED	FRESNO
Emergency Repair Program	61/62166-00-772	FRESNO UNIFIED	FRESNO
Emergency Repair Program	61/62166-00-771	FRESNO UNIFIED	FRESNO
Emergency Repair Program	61/62166-00-770	FRESNO UNIFIED	FRESNO
Emergency Repair Program	61/62166-00-769	FRESNO UNIFIED	FRESNO
Emergency Repair Program	61/62166-00-768	FRESNO UNIFIED	FRESNO
Emergency Repair Program	61/62166-00-767	FRESNO UNIFIED	FRESNO
Emergency Repair Program	61/62570-00-003	HAMILTON UNION ELEMENTARY	GLENN
Emergency Repair Program	61/72462-00-003	HUENEME ELEMENTARY	VENTURA
Emergency Repair Program	61/64642-00-048	KEPPEL UNION ELEMENTARY	LOS ANGELES
Emergency Repair Program	61/64642-00-047	KEPPEL UNION ELEMENTARY	LOS ANGELES
Emergency Repair Program	61/68569-00-013	LINCOLN UNIFIED	SAN JOAQUIN
Emergency Repair Program	61/68569-00-012	LINCOLN UNIFIED	SAN JOAQUIN
Emergency Repair Program	61/64733-00-4015	LOS ANGELES UNIFIED	LOS ANGELES
Emergency Repair Program	61/64733-00-4014	LOS ANGELES UNIFIED	LOS ANGELES
Emergency Repair Program	61/64733-00-4013	LOS ANGELES UNIFIED	LOS ANGELES
Emergency Repair Program	61/64733-00-4012	LOS ANGELES UNIFIED	LOS ANGELES
Emergency Repair Program	61/64733-00-4011	LOS ANGELES UNIFIED	LOS ANGELES
Emergency Repair Program	61/64733-00-4010	LOS ANGELES UNIFIED	LOS ANGELES
Emergency Repair Program	61/64733-00-4009	LOS ANGELES UNIFIED	LOS ANGELES
Emergency Repair Program	61/64774-00-039	LYNWOOD UNIFIED	LOS ANGELES
Emergency Repair Program	61/64774-00-034	LYNWOOD UNIFIED	LOS ANGELES
Emergency Repair Program	61/72736-00-035	MARYSVILLE JOINT UNIFIED	YUBA
Emergency Repair Program	61/67124-00-110	MORENO VALLEY UNIFIED	RIVERSIDE
Emergency Repair Program	61/67124-00-109	MORENO VALLEY UNIFIED	RIVERSIDE
Emergency Repair Program	61/67124-00-084	MORENO VALLEY UNIFIED	RIVERSIDE
Emergency Repair Program	61/67124-00-083	MORENO VALLEY UNIFIED	RIVERSIDE
Emergency Repair Program	61/67124-00-078	MORENO VALLEY UNIFIED	RIVERSIDE
Emergency Repair Program	61/67124-00-074	MORENO VALLEY UNIFIED	RIVERSIDE
Emergency Repair Program	61/67181-00-013	PALO VERDE UNIFIED	RIVERSIDE
Emergency Repair Program	61/72058-00-015	PLEASANT VIEW ELEMENTARY	TULARE
Emergency Repair Program	61/67439-00-267	SACRAMENTO CITY UNIFIED	SACRAMENTO
Emergency Repair Program	61/67439-00-243	SACRAMENTO CITY UNIFIED	SACRAMENTO
Emergency Repair Program	61/67439-00-242	SACRAMENTO CITY UNIFIED	SACRAMENTO
Emergency Repair Program	61/68338-00-295	SAN DIEGO UNIFIED	SAN DIEGO
Emergency Repair Program	61/67249-00-031	SAN JACINTO UNIFIED	RIVERSIDE
Emergency Repair Program	61/70912-00-036	SANTA ROSA ELEMENTARY	SONOMA
Emergency Repair Program	61/70912-00-035	SANTA ROSA ELEMENTARY	SONOMA
Emergency Repair Program	61/70912-00-034	SANTA ROSA ELEMENTARY	SONOMA

ATTACHMENT A
Approved Consent Items on 08/23/2017

Program	Application Number	District	County
Emergency Repair Program	61/70912-00-033	SANTA ROSA ELEMENTARY	SONOMA
Emergency Repair Program	61/70912-00-032	SANTA ROSA ELEMENTARY	SONOMA
Emergency Repair Program	61/70912-00-031	SANTA ROSA ELEMENTARY	SONOMA
Emergency Repair Program	61/70912-00-030	SANTA ROSA ELEMENTARY	SONOMA
Emergency Repair Program	61/70920-00-014	SANTA ROSA HIGH	SONOMA
Emergency Repair Program	61/70920-00-013	SANTA ROSA HIGH	SONOMA
Emergency Repair Program	61/70920-00-012	SANTA ROSA HIGH	SONOMA
Emergency Repair Program	61/70920-00-011	SANTA ROSA HIGH	SONOMA
Emergency Repair Program	61/68676-00-052	STOCKTON UNIFIED	SAN JOAQUIN
SFP - Career Tech	55/61853-03-001	EL DORADO UNION HIGH	EL DORADO
SFP - Career Tech	59/64519-00-006	EL MONTE UNION HIGH	LOS ANGELES
SFP - Career Tech	55/68106-00-001	ESCONDIDO UNION HIGH	SAN DIEGO
SFP - Career Tech	55/61176-00-004	FREMONT UNIFIED	ALAMEDA
SFP - Career Tech	55/68577-00-002	LINDEN UNIFIED	SAN JOAQUIN
SFP - Career Tech	59/69229-00-001	LOMPOC UNIFIED	SANTA BARBARA
SFP - Career Tech	55/10199-00-001	LOS ANGELES COUNTY OFFICE OF EDUCATION	LOS ANGELES
SFP - Career Tech	59/40360-00-013	METRO ED. DISTRICT JPA ROC/P	SANTA CLARA
SFP - Career Tech	55/75457-00-001	PASO ROBLES JOINT UNIFIED	SAN LUIS OBISPO
SFP - Career Tech	55/75101-00-004	PLEASANTON UNIFIED	ALAMEDA
SFP - Career Tech	59/73452-00-003	ROWLAND UNIFIED	LOS ANGELES
SFP - Career Tech	59/73452-00-004	ROWLAND UNIFIED	LOS ANGELES
SFP - Career Tech	55/68338-02-001	SAN DIEGO UNIFIED	SAN DIEGO
SFP - Career Tech	55/68338-02-002	SAN DIEGO UNIFIED	SAN DIEGO
SFP - COS	53/64733-00-016	LOS ANGELES UNIFIED	LOS ANGELES
SFP - COS	53/64733-00-092	LOS ANGELES UNIFIED	LOS ANGELES
SFP - COS	53/64733-00-145	LOS ANGELES UNIFIED	LOS ANGELES
SFP - COS	53/64733-00-149	LOS ANGELES UNIFIED	LOS ANGELES
SFP - COS	53/64733-00-150	LOS ANGELES UNIFIED	LOS ANGELES
SFP - COS	53/64733-00-183	LOS ANGELES UNIFIED	LOS ANGELES
SFP - COS	53/64733-00-222	LOS ANGELES UNIFIED	LOS ANGELES
SFP - COS	53/64733-00-339	LOS ANGELES UNIFIED	LOS ANGELES
SFP - COS	53/64733-00-574	LOS ANGELES UNIFIED	LOS ANGELES
SFP - COS	53/64733-00-679	LOS ANGELES UNIFIED	LOS ANGELES
SFP - Modernization	57/75325-00-003	FARMERSVILLE UNIFIED	TULARE
SFP - Modernization	57/75325-00-004	FARMERSVILLE UNIFIED	TULARE
SFP - Modernization	58/62802-00-001	FORTUNA UNION ELEMENTARY	HUMBOLDT
SFP - Modernization	58/71381-00-001	FRANKLIN ELEMENTARY	SUTTER
SFP - Modernization	58/69757-00-001	HAPPY VALLEY ELEMENTARY	SANTA CRUZ
SFP - Modernization	58/61796-00-009	WEST CONTRA COSTA UNIFIED	CONTRA COSTA
SFP - New Construction	50/71043-00-010	CERES UNIFIED	STANISLAUS
SFP - New Construction	50/67033-00-032	CORONA-NORCO UNIFIED	RIVERSIDE
SFP - New Construction	50/66803-00-006	DRY CREEK JOINT ELEMENTARY	PLACER
SFP - New Construction	50/70003-00-003	GRANT ELEMENTARY	SHASTA
SFP - New Construction	50/64634-00-004	INGLEWOOD UNIFIED	LOS ANGELES
SFP - New Construction	50/71993-00-005	LINDSAY UNIFIED	TULARE
SFP - New Construction	50/71993-00-003	LINDSAY UNIFIED	TULARE
SFP - New Construction	50/64733-00-138	LOS ANGELES UNIFIED	LOS ANGELES
SFP - New Construction	50/75200-00-022	MURRIETA VALLEY UNIFIED	RIVERSIDE
SFP - New Construction	50/67173-02-010	PALM SPRINGS UNIFIED	RIVERSIDE
SFP - New Construction	50/67173-02-009	PALM SPRINGS UNIFIED	RIVERSIDE
SFP - New Construction	50/63362-00-039	PANAMA-BUENA VISTA UNION	KERN
SFP - New Construction	50/68312-00-001	RANCHO SANTA FE ELEMENTARY	SAN DIEGO
SFP - New Construction	50/10330-99-012	RIVERSIDE COUNTY OFFICE OF EDUCATION	RIVERSIDE
SFP - New Construction	50/10330-99-010	RIVERSIDE COUNTY OFFICE OF EDUCATION	RIVERSIDE
SFP - New Construction	50/10330-98-019	RIVERSIDE COUNTY OFFICE OF EDUCATION	RIVERSIDE
SFP - New Construction	50/10330-98-014	RIVERSIDE COUNTY OFFICE OF EDUCATION	RIVERSIDE
SFP - New Construction	50/10363-04-029	SAN BERNARDINO COUNTY OFFICE OF EDUCATION	SAN BERNARDINO
SFP - New Construction	50/10363-03-067	SAN BERNARDINO COUNTY OFFICE OF EDUCATION	SAN BERNARDINO
SFP - New Construction	50/10546-00-028	TULARE COUNTY OFFICE OF EDUCATION	TULARE
SFP - Overcrowding Relief Grant	56/75713-00-005	ALHAMBRA UNIFIED	LOS ANGELES
SFP - Overcrowding Relief Grant	56/75713-00-006	ALHAMBRA UNIFIED	LOS ANGELES
SFP - Overcrowding Relief Grant	56/64352-00-001	CENTINELA VALLEY UNION HIGH	LOS ANGELES
SFP - Overcrowding Relief Grant	56/64733-00-019	LOS ANGELES UNIFIED	LOS ANGELES
SFP - Overcrowding Relief Grant	56/73635-00-001	SADDEBACK VALLEY UNIFIED	ORANGE

MINUTES
State Allocation Board
September 6, 2017

Upon notice duly given, the monthly meeting of the State Allocation Board (SAB) was held at the State Capitol, Room 447, in Sacramento, California on September 6, 2017 at 4:00 p.m.

Members of the SAB present were as follows:

- Eraina Ortega, Chief Deputy Director, Policy, Department of Finance, designated representative for Michael Cohen, Director, Department of Finance
- Jeffrey McGuire, Chief Deputy Director, Department of General Services, designated representative for Daniel Kim, Director, Department of General Services
- Juan Mireles, Director, School Facilities and Transportation Services Division, California Department of Education, designated representative for Tom Torlakson, Superintendent of Public Instruction
- Cesar Diaz, appointee of Edmund G. Brown, Jr., Governor of the State of California
- Senator Benjamin Allen
- Senator Janet Nguyen
- Senator Richard Pan
- Assembly Member Adrin Nazarian
- Assembly Member Rocky Chavez
- Assembly Member Patrick O'Donnell

Representative of the SAB was as follows:

Lisa Silverman, Executive Officer

Representatives of the Department of General Services, Office of Public School Construction (OPSC), were as follows:

Lisa Silverman, Executive Officer
Barbara Kampmeiner, Deputy Executive Officer

Representative of the Department of General Services, Office of Legal Services, was as follows:

Jonette Banzon, Attorney

With a quorum present, Ms. Ortega, Chair, called the meeting to order at 4:01 p.m.

CONSENT ITEMS

Senator Pan requested that staff provide an aggregate profile of how Proposition 51 bond funding is distributed (i.e., what percentage is going to which regions; to which districts; etc.). A motion was made, and carried, to approve the Consent calendar as presented.

ADJOURNMENT

There being no further business to come before the SAB, the Chair adjourned the meeting at 4:09 p.m.



LISA SILVERMAN, Executive Officer

ATTACHMENT A
Approved Consent Items on 09/06/2017

Program	Application Number	District	County
SFP - Charter Schools	54/64733-00-053	LOS ANGELES UNIFIED	LOS ANGELES
SFP - Charter Schools	54/64733-00-073	LOS ANGELES UNIFIED	LOS ANGELES
SFP - Charter Schools	54/64733-00-064	LOS ANGELES UNIFIED	LOS ANGELES
SFP - Charter Schools	54/61309-00-002	SAN LORENZO UNIFIED	ALAMEDA
SFP - COS	53/64733-00-454	LOS ANGELES UNIFIED	LOS ANGELES
SFP - Modernization	57/75713-00-026	ALHAMBRA UNIFIED	LOS ANGELES
SFP - Modernization	57/75713-00-027	ALHAMBRA UNIFIED	LOS ANGELES
SFP - Modernization	57/66423-00-030	ANAHEIM ELEMENTARY	ORANGE
SFP - Modernization	57/65540-00-003	ANDERSON VALLEY UNIFIED	MENDOCINO
SFP - Modernization	57/65540-00-004	BREA-OLINDA UNIFIED	MENDOCINO
SFP - Modernization	57/64287-00-016	BALDWIN PARK UNIFIED	LOS ANGELES
SFP - Modernization	57/68866-00-010	BELMONT-REDWOOD SHORES ELEMENTARY	SAN MATEO
SFP - Modernization	57/68866-00-009	BELMONT-REDWOOD SHORES ELEMENTARY	SAN MATEO
SFP - Modernization	57/66449-00-012	BREA-OLINDA UNIFIED	ORANGE
SFP - Modernization	57/68882-00-008	BURLINGAME ELEMENTARY	SAN MATEO
SFP - Modernization	57/67991-00-009	CAJON VALLEY UNION ELEMENTARY	SAN DIEGO
SFP - Modernization	57/67991-00-010	CAJON VALLEY UNION ELEMENTARY	SAN DIEGO
SFP - Modernization	57/66241-00-003	CALISTOGA JOINT UNIFIED	NAPA
SFP - Modernization	57/73551-00-009	CARLSBAD UNIFIED	SAN DIEGO
SFP - Modernization	57/64352-00-006	CENTINELA VALLEY UNION HIGH	LOS ANGELES
SFP - Modernization	57/64352-00-004	CENTINELA VALLEY UNION HIGH	LOS ANGELES
SFP - Modernization	57/64352-00-005	CENTINELA VALLEY UNION HIGH	LOS ANGELES
SFP - Modernization	57/73965-00-006	CENTRAL UNIFIED	FRESNO
SFP - Modernization	57/73965-00-007	CENTRAL UNIFIED	FRESNO WITHDRAWN
SFP - Modernization	57/61424-00-004	CHICO UNIFIED	BUTTE
SFP - Modernization	57/62125-00-007	COALINGA/HURON JOINT UNIFIED	FRESNO
SFP - Modernization	57/62125-00-000	COALINGA/HURON JOINT UNIFIED	FRESNO
SFP - Modernization	57/64444-00-010	CULVER CITY UNIFIED	LOS ANGELES
SFP - Modernization	57/64444-00-009	CULVER CITY UNIFIED	LOS ANGELES
SFP - Modernization	57/66480-00-004	CYPRESS ELEMENTARY	ORANGE
SFP - Modernization	57/70672-00-004	DUNHAM ELEMENTARY	SONOMA WITHDRAWN
SFP - Modernization	57/69427-00-033	EAST SIDE UNION HIGH	SANTA CLARA
SFP - Modernization	57/75515-00-011	EUREKA CITY UNIFIED	HUMBOLDT
SFP - Modernization	57/69450-00-009	FRANKLIN-MCKINLEY ELEMENTARY	SANTA CLARA
SFP - Modernization	57/62166-00-138	FRESNO UNIFIED	FRESNO
SFP - Modernization	57/62166-00-139	FRESNO UNIFIED	FRESNO
SFP - Modernization	57/62166-00-141	FRESNO UNIFIED	FRESNO
SFP - Modernization	57/62166-00-140	FRESNO UNIFIED	FRESNO
SFP - Modernization	57/62166-00-137	FRESNO UNIFIED	FRESNO
SFP - Modernization	57/69484-00-008	GILROY UNIFIED	SANTA CLARA
SFP - Modernization	57/68130-00-018	GROSSMONT UNION HIGH	SAN DIEGO
SFP - Modernization	57/63941-00-002	KINGS RIVER-HARDWICK UNION ELEMENTARY	KINGS
SFP - Modernization	57/62596-00-001	LAKE ELEMENTARY	GLENN
SFP - Modernization	57/61903-00-007	LAKE TAHOE UNIFIED	EL DORADO
SFP - Modernization	58/64667-00-001	LANCASTER ELEMENTARY	LOS ANGELES
SFP - Modernization	57/65367-00-003	LARKSPUR ELEMENTARY	MARIN
SFP - Modernization	57/65367-00-004	LARKSPUR ELEMENTARY	MARIN
SFP - Modernization	57/64733-37-006	LOS ANGELES UNIFIED	LOS ANGELES
SFP - Modernization	57/64733-00-590	LOS ANGELES UNIFIED	LOS ANGELES
SFP - Modernization	57/64733-00-585	LOS ANGELES UNIFIED	LOS ANGELES
SFP - Modernization	57/64733-16-010	LOS ANGELES UNIFIED	LOS ANGELES
SFP - Modernization	57/64733-16-011	LOS ANGELES UNIFIED	LOS ANGELES
SFP - Modernization	57/64733-41-006	LOS ANGELES UNIFIED	LOS ANGELES
SFP - Modernization	57/64733-38-022	LOS ANGELES UNIFIED	LOS ANGELES
SFP - Modernization	57/64733-00-599	LOS ANGELES UNIFIED	LOS ANGELES
SFP - Modernization	57/64733-00-598	LOS ANGELES UNIFIED	LOS ANGELES
SFP - Modernization	57/64733-00-597	LOS ANGELES UNIFIED	LOS ANGELES
SFP - Modernization	57/64733-00-589	LOS ANGELES UNIFIED	LOS ANGELES
SFP - Modernization	57/64733-00-592	LOS ANGELES UNIFIED	LOS ANGELES
SFP - Modernization	57/64733-39-007	LOS ANGELES UNIFIED	LOS ANGELES
SFP - Modernization	57/64733-61-009	LOS ANGELES UNIFIED	LOS ANGELES
SFP - Modernization	57/64733-00-594	LOS ANGELES UNIFIED	LOS ANGELES
SFP - Modernization	57/64733-00-595	LOS ANGELES UNIFIED	LOS ANGELES
SFP - Modernization	57/64733-00-586	LOS ANGELES UNIFIED	LOS ANGELES
SFP - Modernization	57/64733-00-587	LOS ANGELES UNIFIED	LOS ANGELES
SFP - Modernization	57/64733-00-588	LOS ANGELES UNIFIED	LOS ANGELES
SFP - Modernization	57/64733-17-012	LOS ANGELES UNIFIED	LOS ANGELES

ATTACHMENT A
Approved Consent Items on 09/06/2017

Program	Application Number	District	County
SFP - Modernization	57/64733-32-022	LOS ANGELES UNIFIED	LOS ANGELES
SFP - Modernization	57/64733-41-005	LOS ANGELES UNIFIED	LOS ANGELES
SFP - Modernization	57/61499-00-001	MANZANITA ELEMENTARY	BUTTE
SFP - Modernization	57/61739-00-007	MARTINEZ UNIFIED	CONTRA COSTA
SFP - Modernization	57/10231-00-001	MENDOCINO COUNTY OFFICE OF EDUCATION	MENDOCINO
SFP - Modernization	57/71415-00-001	MERIDIAN ELEMENTARY	SUTTER
SFP - Modernization	57/66597-00-033	NEWPORT-MESA UNIFIED	ORANGE
SFP - Modernization	57/66597-00-032	NEWPORT-MESA UNIFIED	ORANGE
SFP - Modernization	57/66597-00-031	NEWPORT-MESA UNIFIED	ORANGE
SFP - Modernization	57/61259-00-070	OAKLAND UNIFIED	ALAMEDA
SFP - Modernization	57/75481-00-005	ORLAND JOINT UNIFIED	GLENN
SFP - Modernization	57/69641-00-030	PALO ALTO UNIFIED	SANTA CLARA
SFP - Modernization	57/69641-00-029	PALO ALTO UNIFIED	SANTA CLARA
SFP - Modernization	57/64865-00-025	PALOS VERDES PENINSULA UNIFIED	LOS ANGELES
SFP - Modernization	57/61788-00-009	PITTSBURG UNIFIED	CONTRA COSTA
SFP - Modernization	57/66647-00-033	PLACENTIA-YORBA LINDA UNIFIED	ORANGE
SFP - Modernization	58/66969-00-001	PLUMAS UNIFIED	PLUMAS
SFP - Modernization	57/75341-00-022	REDONDO BEACH UNIFIED	LOS ANGELES
SFP - Modernization	57/75341-00-021	REDONDO BEACH UNIFIED	LOS ANGELES
SFP - Modernization	57/75341-00-020	REDONDO BEACH UNIFIED	LOS ANGELES
SFP - Modernization	57/75341-00-019	REDONDO BEACH UNIFIED	LOS ANGELES
SFP - Modernization	57/70896-00-008	RINCON VALLEY UNION ELEMENTARY	SONOMA
SFP - Modernization	57/72090-00-002	ROCKFORD ELEMENTARY	TULARE
SFP - Modernization	57/68338-00-229	SAN DIEGO UNIFIED	SAN DIEGO
SFP - Modernization	57/67447-00-058	SAN JUAN UNIFIED	SACRAMENTO
SFP - Modernization	57/73791-00-005	SAN MARCOS UNIFIED	SAN DIEGO
SFP - Modernization	57/61804-00-022	SAN RAMON VALLEY UNIFIED	CONTRA COSTA
SFP - Modernization	57/61804-00-021	SAN RAMON VALLEY UNIFIED	CONTRA COSTA
SFP - Modernization	57/66670-00-052	SANTA ANA UNIFIED	ORANGE
SFP - Modernization	57/68361-00-010	SANTEE ELEMENTARY	SAN DIEGO
SFP - Modernization	57/68361-00-011	SANTEE ELEMENTARY	SAN DIEGO
SFP - Modernization	57/66696-00-003	SAVANNA ELEMENTARY	ORANGE
SFP - Modernization	58/63024-00-005	SCOTIA UNION ELEMENTARY	HUMBOLDT
SFP - Modernization	57/73742-00-008	SIERRA SANDS UNIFIED	KERN
SFP - Modernization	57/72603-00-030	SIMI VALLEY UNIFIED	VENTURA
SFP - Modernization	57/72603-00-029	SIMI VALLEY UNIFIED	VENTURA
SFP - Modernization	57/72603-00-031	SIMI VALLEY UNIFIED	VENTURA
SFP - Modernization	57/69336-00-002	SOLVANG ELEMENTARY	SANTA BARBARA
SFP - Modernization	57/68676-00-034	STOCKTON UNIFIED	SAN JOAQUIN
SFP - Modernization	57/68676-00-035	STOCKTON UNIFIED	SAN JOAQUIN
SFP - Modernization	57/72157-00-003	STRATHMORE UNION ELEMENTARY	TULARE WITHDRAWN
SFP - Modernization	57/10561-00-004	VENTURA COUNTY OFFICE OF EDUCATION	VENTURA
SFP - Modernization	57/76778-00-001	WASHINGTON UNIFIED	FRESNO
SFP - Modernization	58/61796-00-008	WEST CONTRA COSTA UNIFIED	CONTRA COSTA
SFP - Modernization	57/61796-00-047	WEST CONTRA COSTA UNIFIED	CONTRA COSTA
SFP - Modernization	57/61796-00-044	WEST CONTRA COSTA UNIFIED	CONTRA COSTA
SFP - Modernization	57/61796-00-045	WEST CONTRA COSTA UNIFIED	CONTRA COSTA
SFP - Modernization	57/65128-00-021	WHITTIER UNION HIGH	LOS ANGELES
SFP - New Construction	51/61119-01-001	ALAMEDA CITY UNIFIED	ALAMEDA
SFP - New Construction	50/63321-00-027	BAKERSFIELD CITY ELEMENTARY	KERN
SFP - New Construction	50/63321-00-026	BAKERSFIELD CITY ELEMENTARY	KERN
SFP - New Construction	51/64311-00-005	BEVERLY HILLS UNIFIED	LOS ANGELES
SFP - New Construction	50/64352-02-001	CENTINELA VALLEY UNION HIGH	LOS ANGELES
SFP - New Construction	50/62158-00-001	FOWLER UNIFIED	FRESNO
SFP - New Construction	50/62158-00-000	FOWLER UNIFIED	FRESNO
SFP - New Construction	50/10108-00-007	FRESNO COUNTY OFFICE OF EDUCATION	FRESNO
SFP - New Construction	50/10108-00-006	FRESNO COUNTY OFFICE OF EDUCATION	FRESNO
SFP - New Construction	50/10108-00-000	FRESNO COUNTY OFFICE OF EDUCATION	FRESNO
SFP - New Construction	50/62166-00-026	FRESNO UNIFIED	FRESNO
SFP - New Construction	50/62166-00-025	FRESNO UNIFIED	FRESNO
SFP - New Construction	50/62166-00-024	FRESNO UNIFIED	FRESNO
SFP - New Construction	50/69484-00-004	GILROY UNIFIED	SANTA CLARA
SFP - New Construction	50/63941-00-000	KINGS RIVER-HARDWICK UNION ELEMENTARY	KINGS
SFP - New Construction	50/63941-00-002	KINGS RIVER-HARDWICK UNION ELEMENTARY	KINGS
SFP - New Construction	50/10173-01-001	LAKE COUNTY OFFICE OF EDUCATION	LAKE
SFP - New Construction	50/76760-00-006	LAMMERSVILLE JOINT UNIFIED	SAN JOAQUIN
SFP - New Construction	50/64733-00-115	LOS ANGELES UNIFIED	LOS ANGELES

ATTACHMENT A
Approved Consent Items on 09/06/2017

Program	Application Number	District	County
SFP - New Construction	50/72736-00-028	MARYSVILLE JOINT UNIFIED	YUBA
SFP - New Construction	50/66597-00-015	NEWPORT-MESA UNIFIED	ORANGE
SFP - New Construction	50/66597-00-018	NEWPORT-MESA UNIFIED	ORANGE
SFP - New Construction	50/66597-00-017	NEWPORT-MESA UNIFIED	ORANGE
SFP - New Construction	50/66597-00-016	NEWPORT-MESA UNIFIED	ORANGE
SFP - New Construction	50/67173-02-008	PALM SPRINGS UNIFIED	RIVERSIDE
SFP - New Construction	50/69641-00-002	PALO ALTO UNIFIED	SANTA CLARA
SFP - New Construction	50/69641-00-001	PALO ALTO UNIFIED	SANTA CLARA
SFP - New Construction	50/64865-00-006	PALOS VERDES PENINSULA UNIFIED	LOS ANGELES
SFP - New Construction	50/72090-00-000	ROCKFORD-ELEMENTARY	TULARE WITHDRAWN
SFP - New Construction	50/72090-00-002	ROCKFORD-ELEMENTARY	TULARE WITHDRAWN
SFP - New Construction	50/73791-00-014	SAN MARCOS UNIFIED	SAN DIEGO
SFP - New Construction	50/73791-00-013	SAN MARCOS UNIFIED	SAN DIEGO
SFP - New Construction	50/61804-01-001	SAN RAMON VALLEY UNIFIED	CONTRA COSTA
SFP - New Construction	51/76786-00-001	SANTA BARBARA UNIFIED	SANTA BARBARA
SFP - New Construction	50/69062-01-003	SEQUOIA UNION HIGH	SAN MATEO
SFP - New Construction	50/68387-00-002	SOLANA BEACH ELEMENTARY	SAN DIEGO
SFP - New Construction	50/75192-00-039	TEMECULA VALLEY UNIFIED	RIVERSIDE
SFP - New Construction	50/10546-00-030	TULARE COUNTY OFFICE OF EDUCATION	TULARE
SFP - New Construction	50/73643-00-019	TUSTIN UNIFIED	ORANGE
SFP - New Construction	50/75242-00-026	VAL VERDE UNIFIED	RIVERSIDE
SFP - New Construction	50/67934-00-022	VICTOR VALLEY UNION HIGH	SAN BERNARDINO WITHDRAWN
SFP - New Construction	50/67934-00-021	VICTOR VALLEY UNION HIGH	SAN BERNARDINO
SFP - New Construction	50/75358-00-014	WINDSOR UNIFIED	SONOMA
SFP - Overcrowding Relief Grant	56/67215-00-001	RIVERSIDE UNIFIED	RIVERSIDE

EXECUTIVE OFFICER STATEMENT
State Allocation Board Meeting, December 6, 2017

PRIORITY FUNDING FILING ROUND NOW OPEN

The current priority funding filing period will close on December 7, 2017. There are 24 unique funding applications from 21 school districts for a total of \$37.4 million eligible to participate in this filing round, as well as all funding applications that are approved by the State Allocation Board (Board) in this agenda. The requests will be valid from January 1, 2018 through June 30, 2018.

Requirements for Participation in Priority Funding

Staff reminds school districts that the requirements for Participation in the Priority Funding Process are in effect under School Facility Program (SFP) Regulation Section 1859.90.3. There are two ways for a school district to not participate in the priority funding process as follows:

- Not submit a valid priority funding request in the 30-day filing period, or
- Submit a valid priority funding request, but fail to submit a valid *Fund Release Authorization* (Form SAB 50-05) to request the release of funds after the Board approves an apportionment. A valid Form SAB 50-05 must include a signed Grant Agreement as applicable.

The second time that either of these occurs, the funding for the project will be rescinded without further action by the Board. For additional information, please refer to the [Procedures for School Facility Program Funding](#).

PRIORITY FUNDING APPORTIONMENTS from SEPTEMBER 6, 2017

At its September 6, 2017 meeting, the Board approved 131 funding applications representing 68 school districts for \$433.3 million in priority funding apportionments. Applicants are required to submit a Form SAB 50-05 by **Tuesday, December 5, 2017**. Office of Public School Construction (OPSC) staff received 101 of the required 130 required Forms SAB 50-05 as of Monday, November 27, 2017, with 29 remaining to be submitted.

NEW REPORTS IN FINANCIALS SECTION

New reports are now included in the Financials section of the agenda detailing Proposition 51 funding allocations.

REGULATIONS UPDATE

At the June 2017 meetings, the Board approved regulatory amendments to require grant agreements and to facilitate the application submittal process for school districts seeking Financial Hardship funding. These regulations took effect on September 20 and 22, 2017 respectively.

In addition, at the August 2017 meeting, the Board approved regulatory amendments to restart the Career Technical Education Facilities Program (CTEFP). These regulations took effect on November 27, 2017.

CAREER TECHNICAL EDUCATION FACILITIES PROGRAM

At its August 2017 meeting, the Board established two CTEFP filing rounds. California Department of Education (CDE) grant applications were due to CDE by November 29, 2017. Approximately 300 applications were received.

ONLINE FUNDING APPLICATIONS

OPSC is developing new on-line options for the School Facility Program applications. The long-term plan is to provide school districts the ability to submit eligibility and funding applications electronically. We are looking forward to having the first application ready at the end of January, which will be the Career Technical Education Facilities Program Funding (CTEFP) Application. Additional updates will be provided in the future.

SEISMIC MITIGATION PROGRAM PROJECTS

In the Consent section of the agenda for this meeting, there are four Seismic Mitigation Program projects that will receive an unfunded approval for a total of \$10.3 million.

JOINT AGENCY WORKSHOPS

OPSC, CDE, and Division of the State Architect (DSA) are continuing to hold joint agency workshops. These workshops provide school districts and stakeholders with updates on School Facility Programs, as well as CDE and DSA processes. Some sessions are specialized for small school districts to directly address concerns and provide assistance on specific projects or facility needs that may be eligible for funding. Sessions and handouts are posted on OPSC'S website.

In September and October, six workshops were held throughout the state with a total of 600 attendees in person and on-line that focused on agency updates and small schools outreach.

Two CTEFP-focused workshops were held in October and November with 342 attendees in person and on-line.

The next joint agency workshop is scheduled to be held on December 12, 2017 at the Butte County Office of Education in Oroville.

NEXT STATE ALLOCATION BOARD MEETING

The next meeting is tentatively scheduled for **January 24, 2018**.

State of California
State Allocation Board
School Facility Program

This Resolution of the State Allocation Board (hereafter referred to as the "Board") is applicable to the appropriate sections of the Education Code and is described and filed in the office of the Executive Officer and will be made available to all interested parties as the Resolution pertains to the documents attached hereto. Said documents were acted upon by the Board at its meeting on December 6, 2017.

WHEREAS, the Board has previously approved or determined to be approvable a number of projects for construction or modernization eligibility of facilities for school districts and is making apportionments and/or unfunded approvals for the grant amounts for projects that meet the Board's criteria for the apportionment of grants pursuant to Education Code Sections 17072.10, 17078.52, 17078.70, 17079 or 17074.10 or Board Regulations 1859.81.1 or 1859.83;

WHEREAS, Treasury Regulations Section 1.150-2 require the State (on whose behalf the Board is acting) to declare its reasonable intent to provide grant funding to school districts, in accordance with Board policy and law, for costs of the projects with proceeds of State bonds;

NOW THEREFORE, BE IT RESOLVED:

1. This Resolution is adopted by the Board for the purposes of establishing compliance with Treasury Regulations Section 1.150-2, and this Resolution does not bind the Board to make any additional apportionment, or bind the State to incur any indebtedness.
2. The Board anticipates that some or all of the school districts listed on the list of "Projects" referred to in this Resolution will pay certain capital expenditures in connection with some or all of the project costs prior to the issuance of bonds by the State to pay for the grants for the projects. The reimbursement of such costs is consistent with the State's budgetary and financial circumstances, and in accordance with Board policy, as no other funds or accounts of the State have been budgeted or are available to pay the costs of the projects on either a short-term or a long-term basis.
3. The Board, acting on behalf of the State, hereby declares that it is the State's official intent to use proceeds of general obligation bonds that may become available for such purpose, consistent with the requirements of law that are in effect at the time the funds are available, to provide grants in accordance with applicable laws and regulations.
4. This Resolution shall be continuously available for inspection by the general public during normal business hours at the offices of the Board at 707 3rd Street, West Sacramento, California, commencing within one week after the date of enactment of this Resolution.
5. Any eligibility determination does not constitute a commitment of future funding by the Board.

I, the undersigned, duly authorized as the Executive Officer of the State Allocation Board, do hereby certify the foregoing to be true and correct, and that this Resolution was adopted at a meeting of said Board on December 6, 2017 at Sacramento, California.



Lisa Silverman
Executive Officer
State Allocation Board

REPORT OF THE EXECUTIVE OFFICER
State Allocation Board Meeting, December 6, 2017

SCHOOL FACILITY PROGRAM

PURPOSE OF REPORT

To present the Districts' requests for School Facility Program (SFP) eligibility approval.

DESCRIPTION

The school districts shown in the following section have complied with State Allocation Board (Board) regulations regarding new construction or modernization eligibility determinations for the projects listed.

RECOMMENDATIONS

1. Approve the eligibility determinations for the districts/projects shown on the Attachment.
2. Provide that this approval of eligibility determination for the districts/projects listed does not constitute a commitment for future funding by the Board.
3. For purposes of any application for funding, provide that the district must comply with all requirements of law and regulations pertaining to the SFP.

ELIGIBILITY APPROVALS
NEW CONSTRUCTION

<u>District</u>	<u>County</u>	<u>Application No.</u> <u>50/</u>	<u>Justification</u> <u>Document Date</u>	<u>District Baseline Eligibility</u>				
				<u>K-6</u>	<u>7-8</u>	<u>9-12</u>	<u>Non Severe</u>	<u>Severe</u>
Val Verde Unified	Riverside	75242-01-00	...11/20/2017	-2380	-297	-285	34	116
Val Verde Unified	Riverside	75242-02-00	...11/20/2017	4901	535	4112	-74	26
Val Verde Unified	Riverside	75242-03-00	...11/20/2017	-2591	-165	-2003	-129	468

ELIGIBILITY APPROVALS
MODERNIZATION

<u>District</u>	<u>School Name</u>	<u>County</u>	<u>Application Number</u>	<u>Justification Document</u>	<u>57/</u> <u>Date</u>	<u>K-6</u>	<u>Site</u>			
							<u>Baseline Eligibility</u>			
							<u>7-8</u>	<u>9-12</u>	<u>Non Severe</u>	<u>Severe</u>
Clovis Unified	Garfield Elementary	Fresno	62117-00-00	04/04/2013		175				
Palm Springs Unified	Delta S. Lindsey Elementary	Riverside	67173-00-00	01/31/2013		341				

REPORT OF THE EXECUTIVE OFFICER
State Allocation Board Meeting, December 6, 2017

SCHOOL FACILITY PROGRAM

PURPOSE OF REPORT

To adjust the baseline eligibility for new construction and modernization projects under the Leroy F. Greene School Facilities Act of 1998.

DESCRIPTION

The districts listed on Attachment A have received eligibility approval for new construction. There has been a change in their baseline in accordance with the California Code of Regulations relating to the Leroy F. Greene School Facilities Act of 1998, Section 1859.51.

The districts listed on Attachment B have received eligibility approval for modernization. There has been a change in their baseline in accordance with the California Code of Regulations relating to the Leroy F. Greene School Facilities Act of 1998, Section 1859.61.

RECOMMENDATIONS

1. Approve an adjustment to the new construction eligibility baseline determination as shown on Attachment A.
2. Approve an adjustment to the modernization eligibility baseline determination as shown on Attachment B.
3. Provide that this approval of adjusted eligibility determination does not constitute a commitment for future funding by the State Allocation Board.

KEY TO ADJUSTMENTS:**NEW CONSTRUCTION ONLY:**

- (a) Reduced by the number of pupils provided grants in a new construction School Facility Program (SFP) project and by the number of pupils that received a Preliminary Apportionment pursuant to Section 1859.140 or a Preliminary Charter School Apportionment pursuant to Regulation Section 1859.162.2.
- (b) Reduced by the number of pupils housed, based on the loading standards pursuant to Ed. Code Section 17071.25(a)(2)(A), in a new construction LPP project funded under the provisions of the LPP pursuant to Regulation Section 1859.12 or 1859.13.
- (c) Reduced by the number of pupils housed in additional classrooms constructed or purchased based on the loading standards, pursuant to Ed. Code Section 17071.25(a)(2)(A), in a modernization SFP project.
- (d) Adjusted as a result of audit findings made pursuant to Regulation Sections 1859.90 and 1859.105.
- (e) Increased/decreased by changes in projected enrollment in subsequent enrollment reporting years, except as provided in (j) below.
- (f) Adjusted as a result of errors or omissions by the district or by the Office of Public School Construction (OPSC).
- (g) Adjusted as result of amendments to the SFP Regulations that affect the eligibility.
- (h) Increased by the number of pupils eligible for grants pursuant to Regulation Section 1859.82(a).
- (i) Reduced by the number of pupils housed in classrooms provided after the baseline eligibility was determined by the State Allocation Board, with 12 exceptions at Regulation Section 1859.51(i).
- (j) For Small School Districts, following a 3-year period after the district's eligibility was approved by the Board, decreased by any reduction in projected enrollment, and by any increase in pupils in the latest CDE operational grant report per Ed. Code Sec. 42268.
- (k) Adjusted for any changes in classroom inventory as a result of a reorganization election.
- (l) For classroom loading standards adopted by the Board for non-severely and severely disabled individuals with exceptional needs.
- (m) As directed by the SAB due to finding a Material Inaccuracy pursuant to Section 1859.104.1.
- (n) Increased by the number of pupils that received a Preliminary Apportionment that was rescinded pursuant to Section 1859.148 or a Preliminary Charter School Apportionment that was rescinded pursuant to Section 1859.166.
- (o) Adjusted for operational grant changes as determined/provided by the California Department of Education.
- (p) For High School Attendance Area (HSAA) districts with Preliminary Apportionments within the 2002 or 2004 Critically Overcrowded School Facilities Account, adjusted in accordance with Regulation Section 1859.51(p)(1), (2), or (3).
- (q) Adjusted by the difference between the Alternative Enrollment Projection for the current enrollment reporting year and the projected enrollment determined pursuant to Section 1859.42 for the current enrollment reporting year, or by the eligibility remaining from this calculation that can no longer be utilized if the funds made available pursuant to EC Section 17071.75(a)(1)(A) have been exhausted.
- (r) Adjusted per Ed. Code Sec. 17071.75(b)(2) by the number of pupils housed, based on the loading standards per Ed. Code Sec. 17071.25(a)(2)(A), in any classroom(s) where title was relinquished to the School District receiving the transferred classrooms.

MODERNIZATION ONLY:

- (a) Reduced by the number of pupils provided grants in a modernization SFP project or CSFP Rehabilitation project at the specific site.
- (b) Reduced by the number of pupils housed, based on the loading standard pursuant to EC Section 17071.25(a)(2), in a modernization LPP project funded under the LPP pursuant to Regulation Section 1859.14 and 1859.15.
- (c) Increased by changes in projected enrollment in subsequent enrollment reporting years.
- (d) (1) Increased for additional facilities not previously modernized with State funds, that become 25 years old, if permanent, or 20 years old, if portable or, (2) as a result of audit findings made pursuant to Regulation Sections 1859.90 and 1859.105.
- (e) Adjusted as a result of errors or omissions by the district or by the OPSC.
- (f) Adjusted as result of amendments to the Subgroup 5.5 Regulations that affect the eligibility.
- (g) For classroom loading standards adopted by the Board for non-severely and severely disabled individuals with exceptional needs.
- (h) As directed by the SAB due to finding a Material Inaccuracy pursuant to Regulation Section 1859.104.1.
- (i) Increased for facilities previously modernized with State funds, which qualify for an additional modernization apportionment pursuant to Regulation Section 1859.78.8.
- (j) Adjusted as a result of the Reconfiguration of an existing high school under the Small High School Program.
- (k) Decreased for facilities that were deemed eligible for modernization pursuant to Regulation Sections 1859.60 and 1859.61(d) and subsequently replaced, or will be replaced under a signed contract for construction or acquisition of facilities, in a project funded by the district without participation from the State.
- (l) Adjusted as a result of replaced eligible portables funded with the Overcrowding Relief Grant, per Ed. Code Section 17079 et seq.
- (m) Adjusted as a result of classrooms demolished and replaced pursuant to Regulation Section 1859.82.

State Allocation Board Meeting, December 6, 2017

ATTACHMENT A

District	Attendance Area	County	App. Number 50	Type of Adj.	K-6	7-8	9-12	Non- Severe	Severe
Chula Vista Elementary	Olympian	San Diego	68023-01-00						
Current Baseline Eligibility					2627	0	0	83	47
Adjustment Per This Item				e	4247	0	0	-63	-19
Adjustment Per This Item				i	-900	0	0	-26	0
Net Baseline Eligibility					<u>5974</u>	<u>0</u>	<u>0</u>	<u>-6</u>	<u>28</u>
Chula Vista Elementary	Bonita Vista	San Diego	68023-07-00						
Current Baseline Eligibility					490	0	0	8	1
Adjustment Per This Item				e	-703	0	0	8	15
Net Baseline Eligibility					<u>-213</u>	<u>0</u>	<u>0</u>	<u>16</u>	<u>16</u>
Fremont Unified	Districtwide	Alameda	61176-00-00						
Current Baseline Eligibility					2025	698	795	92	453
Adjustment Per This Item				e	6771	1231	1209	346	344
Net Baseline Eligibility					<u>8796</u>	<u>1929</u>	<u>2004</u>	<u>438</u>	<u>797</u>
Kerman Unified	Districtwide	Fresno	61176-00-00						
Current Baseline Eligibility					1985	286	412	18	27
Adjustment Per This Item				e	-1309	-261	-190	1	2
Net Baseline Eligibility					<u>676</u>	<u>25</u>	<u>222</u>	<u>19</u>	<u>29</u>
Los Banos Unified	Districtwide	Merced	65755-00-00						
Current Baseline Eligibility					3460	1099	799	62	0
Adjustment Per This Item				f	4	57	74	4	0
Adjustment Per This Item				e	178	58	-13	54	0
Net Baseline Eligibility					<u>3642</u>	<u>1214</u>	<u>860</u>	<u>120</u>	<u>0</u>
Ross Valley	Districtwide	Marin	75002-00-00						
Current Baseline Eligibility					729	-208	0	19	0
Adjustment Per This Item				c	0	-27	0	0	0
Net Baseline Eligibility					<u>729</u>	<u>-235</u>	<u>0</u>	<u>19</u>	<u>0</u>
Solano County Office of Education	Districtwide	Solano	10488-00-00						
Current Baseline Eligibility					0	14	-104	148	389
Adjustment Per This Item				e	1	3	3	-47	-200
Net Baseline Eligibility					<u>1</u>	<u>17</u>	<u>-101</u>	<u>101</u>	<u>189</u>

State Allocation Board Meeting, December 6, 2017

ATTACHMENT A

District	Attendance Area	County	App. Number 50	Type of Adj.	K-6	7-8	9-12	Non- Severe	Severe
Val Verde Unified	Districtwide	San Diego	75242-00-00						
Current Baseline Eligibility					1046	-170	0	-81	184
Adjustment Per This Item				k	-1046	170	0	81	-184
Net Baseline Eligibility					0	0	0	0	0
Ventura County Office of Education	Districtwide	Ventura	10561-00-00						
Current Baseline Eligibility					4	22	187	0	328
Adjustment Per This Item				f	-4	-7	-49	0	-57
Adjustment Per This Item				e	1471	216	1418	0	141
Net Baseline Eligibility					1471	231	1556	0	412
Westside Union Elementary	Districtwide	Los Angeles	65102-00-00						
Current Baseline Eligibility					765	696	0	382	0
Adjustment Per This Item				e	4061	942	0	-235	60
Net Baseline Eligibility					4826	1638	0	147	60

State Allocation Board Meeting, December 6, 2017

ATTACHMENT B

District	School Name	County	App. Number 57	Type of Adj.	K-6	7-8	9-12	Non- Severe	Severe
Antioch Union	Antioch Middle	Contra Costa	61648-00-00						
	Current Baseline Eligibility				250	477	0	32	4
	Adjustment Per This Item			e	-250	250	0	0	0
	Net Baseline Eligibility				0	727	0	32	4
Cloverdale Unified	Jefferson Elementary	Sonoma	70656-00-00						
	Current Baseline Eligibility				0	0	0	0	0
	Adjustment Per This Item			g	-25	0	0	0	7
	Adjustment Per This Item			f	25	0	0	0	-7
	Adjustment Per This Item			d1	53	0	0	8	0
	Adjustment Per This Item			c	76	0	0	-5	2
	Net Baseline Eligibility				129	0	0	3	2
Cypress Elementary	Arnold (A. E.) Elementary	Orange	66480-00-00						
	Current Baseline Eligibility				605	0	0	0	0
	Adjustment Per This Item			d1	0	0	0	0	0
	Adjustment Per This Item			c	65	0	0	23	0
	Net Baseline Eligibility				670	0	0	23	0
El Dorado Union High	El Dorado High	El Dorado	61853-00-00						
	Current Baseline Eligibility				0	0	0	0	0
	Adjustment Per This Item			d1	0	0	303	5	0
	Net Baseline Eligibility				0	0	303	5	0
El Dorado Union High	Independence Continuation	El Dorado	61853-00-00						
	Current Baseline Eligibility				0	0	0	0	0
	Adjustment Per This Item			d1	0	0	27	0	0
	Net Baseline Eligibility				0	0	27	0	0

State Allocation Board Meeting, December 6, 2017

ATTACHMENT B

District	School Name	County	App. Number 57	Type of Adj.	K-6	7-8	9-12	Non- Severe	Severe
Los Alamitos Unified	Oak Middle	Orange	73924-00-00		0	0	0	0	0
Current Baseline Eligibility					0	0	0	0	0
Adjustment Per This Item				g	0	-12	0	12	0
Adjustment Per This Item				f	0	12	0	-12	0
Adjustment Per This Item				c	0	62	0	-12	9
Net Baseline Eligibility					0	62	0	-12	9
Los Alamitos Unified	Weaver (Jack L.) Elementary	Orange	73924-00-00		662	0	0	0	0
Current Baseline Eligibility					662	0	0	0	0
Adjustment Per This Item				c	26	0	0	0	0
Net Baseline Eligibility					688	0	0	0	0
Placentia-Yorba Linda Unified	Valencia High	Orange	66647-00-00		0	0	0	0	0
Current Baseline Eligibility					0	0	0	0	0
Adjustment Per This Item				c	0	0	63	-43	1
Net Baseline Eligibility					0	0	63	-43	1
Santa Barbara Unified	Santa Barbara Senior High	Santa Barbara	76786-00-00		0	0	21	0	0
Current Baseline Eligibility					0	0	21	0	0
Adjustment Per This Item				c	0	0	12	-51	32
Net Baseline Eligibility					0	0	33	-51	32
Wright Elementary	Wright Charter	Sonoma	71035-00-00		175	0	0	13	0
Current Baseline Eligibility					175	0	0	13	0
Adjustment Per This Item				d1	229	0	0	9	0
Net Baseline Eligibility					404	0	0	22	0

REPORT OF THE EXECUTIVE OFFICER
State Allocation Board Meeting, December 6, 2017

SCHOOL FACILITY PROGRAM UNFUNDED APPROVALS
(Lack of AB 55 Loans)

PURPOSE OF REPORT

To present to the State Allocation Board (Board) a list of School Facility Program (SFP) applications for unfunded approval.

DESCRIPTION

The project applications represent SFP new construction and modernization projects in date order of a complete application being received by the Office of Public School Construction (OPSC).

AUTHORITY

SFP Regulation Section 1859.2 defines an Unfunded List (Lack of AB 55 Loans) as an information list of unfunded projects that was created due to the State's inability to provide interim financing from the Pooled Money Investment Account (AB 55 loans) to fund school construction projects as declared in the Department of Finance Budget Letter #33 issued on December 18, 2008.

SFP Regulation Section 1859.95 states:

"When the Board has no funds to apportion ..., the Board will also accept and process applications for apportionment for purposes of developing an Unfunded List based on the date the application is ready for Apportionment, with the exception of New Construction funding applications that utilize eligibility generated by the Alternative Enrollment Projection.

An application for funding included on an Unfunded List is eligible for reimbursement subject to adjustments in the New Construction Grants amount pursuant to Section 1859.77."

BACKGROUND

At the March 11, 2009 SAB meeting, the Board requested that Staff continue to process applications to the Board for unfunded approval, up to the bonding authority. The Attachment reflects applications being presented for unfunded approval, including SFP modernization and new construction projects in date order of a complete application being received by the OPSC. The list also includes health and safety facility hardship applications for funding that have been processed and are ready for approval regardless of received date. The unfunded approval of the applications as reflected on the Attachment does not constitute a guarantee of future funding.

RECOMMENDATIONS

1. Approve the SFP applications as presented on the Attachment.
2. Provide that these unfunded approvals do not constitute a guarantee of future funding.

ATTACHMENT
 UNFUNDED APPROVALS
 (Lack of AB 55 Loans)
 State Allocation Board Meeting, December 6, 2017

County	District	School Site	Application Number	Received Date	Grant Amount
VENTURA	VENTURA COUNTY OFFICE OF EDUCATION	DOROTHY BOSWELL	57/10561-00-002	12/18/2012	\$1,133,548.00
CONTRA COSTA	ANTIOCH UNIFIED	ANTIOCH MIDDLE	57/61648-00-011	12/20/2012	\$3,816,253.00
VENTURA	VENTURA COUNTY OFFICE OF EDUCATION	CARL DWIRE SPECIAL	57/10561-00-003	12/24/2012	\$1,676,706.00
TULARE	SUNNYSIDE UNION ELEMENTARY	SUNNYSIDE ELEMENTARY	57/72181-00-001	1/15/2013	\$686,605.00
FRESNO	WASHINGTON UNIFIED	WASHINGTON HIGH	57/76778-00-003	1/28/2013	\$1,785,125.00
RIVERSIDE	TEMECULA VALLEY UNIFIED	TEMECULA VALLEY HIGH	57/75192-00-004	1/30/2013	\$1,691,812.00
LOS ANGELES	WALNUT VALLEY UNIFIED	CHAPARRAL MIDDLE	57/73460-00-012	1/30/2013	\$4,203,994.00
VENTURA	VENTURA COUNTY OFFICE OF EDUCATION	CAMARILLO HIGH	50/10561-00-003	2/4/2013	\$18,275,138.00
SOLANO	SOLANO COUNTY OFFICE OF EDUCATION	T.C. MCDANIEL ELEMENTARY	50/10488-00-032	2/14/2013	\$5,647,878.00
RIVERSIDE	PALM SPRINGS UNIFIED	DELLA S. LINDLEY ELEMENTARY	57/67173-00-006	2/14/2013	\$585,145.00
SOLANO	SOLANO COUNTY OFFICE OF EDUCATION	T.C. MCDANIEL ELEMENTARY	57/10488-00-027	2/14/2013	\$1,219,710.00
LOS ANGELES	WESTSIDE UNION ELEMENTARY	ANAVERDE HILLS	50/65102-00-004	2/20/2013	\$9,209,551.00
SAN DIEGO	OCEANSIDE CITY UNIFIED	BURGENER (CLAIR W.) ACADEMY (OPPORTUNITY)	57/73569-00-015	3/1/2013	\$667,105.00
CONTRA COSTA	MT. DIABLO UNIFIED	AYERS ELEMENTARY	57/61754-00-092	3/5/2013	\$832,303.00
CONTRA COSTA	MT. DIABLO UNIFIED	FOOTHILL MIDDLE	57/61754-00-093	3/5/2013	\$638,127.00
CONTRA COSTA	MT. DIABLO UNIFIED	SEQUOIA ELEMENTARY	57/61754-00-094	3/5/2013	\$858,724.00
CONTRA COSTA	MT. DIABLO UNIFIED	SUN TERRACE ELEMENTARY	57/61754-00-095	3/5/2013	\$563,675.00
CONTRA COSTA	MT. DIABLO UNIFIED	VALLEY VIEW MIDDLE	57/61754-00-096	3/5/2013	\$1,074,890.00
SAN DIEGO	GROSSMONT UNION HIGH	WEST HILLS HIGH	57/68130-00-019	3/14/2013	\$752,910.00
ORANGE	LOS ALAMITOS UNIFIED	OAK MIDDLE	57/73924-00-013	3/14/2013	\$666,087.00
KERN	MCFARLAND UNIFIED	MCFARLAND HIGH	57/73908-00-005	3/18/2013	\$744,568.00
ORANGE	LOS ALAMITOS UNIFIED	WEAVER (JACK L.) ELEMENTARY	57/73924-00-014	3/25/2013	\$4,198,039.00
SONOMA	CLOVERDALE UNIFIED	JEFFERSON ELEMENTARY	57/70656-00-002	3/28/2013	\$511,128.00
SAN DIEGO	GROSSMONT UNION HIGH	MONTE VISTA HIGH	57/68130-00-020	4/6/2013	\$294,393.00
FRESNO	CLOVIS UNIFIED	GARFIELD ELEMENTARY	57/62117-00-033	4/9/2013	\$792,881.00
MARIN	ROSS VALLEY	WHITE HILL MIDDLE	57/75002-00-006	4/9/2013	\$442,234.00
EL DORADO	EL DORADO UNION HIGH	INDEPENDENCE CONTINUATION	57/61853-00-008	4/12/2013	\$258,680.00
EL DORADO	EL DORADO UNION HIGH	EL DORADO HIGH	57/61853-00-009	4/12/2013	\$1,858,470.00
MERCED	LOS BANOS UNIFIED	MERCEY SPRINGS ELEMENTARY	50/65755-00-007	4/17/2013	\$5,203,880.00
VENTURA	VENTURA COUNTY OFFICE OF EDUCATION	DOUGLAS PENFIELD	57/10561-00-001	4/17/2013	\$1,589,222.00
STANISLAUS	SYLVAN UNION ELEMENTARY	SHERWOOD ELEMENTARY	57/71290-00-007	4/30/2013	\$2,687,814.00
SAN LUIS OBISPO	ATASCADERO UNIFIED	MONTEREY ROAD ELEMENTARY	57/68700-00-002	5/2/2013	\$3,219,642.00
SAN BERNARDINO	RIM OF THE WORLD UNIFIED	RIM OF THE WORLD SENIOR HIGH	57/67868-00-007	5/7/2013	\$4,221,455.00
SONOMA	WRIGHT ELEMENTARY	WRIGHT CHARTER	57/71035-00-002	5/7/2013	\$2,031,212.00
RIVERSIDE	VAL VERDE UNIFIED	SOUTHEAST HIGH	50/75242-02-001	5/8/2013	\$4,992,005.00
RIVERSIDE	VAL VERDE UNIFIED	SOUTHEAST HIGH	50/75242-02-002	5/8/2013	\$12,834,216.00
ORANGE	PLACENTIA-YORBA LINDA UNIFIED	VALENCIA HIGH	57/66647-00-034	5/14/2013	\$513,846.00
RIVERSIDE	DESERT SANDS UNIFIED	PALM DESERT MIDDLE	57/67058-00-016	5/17/2013	\$628,281.00
RIVERSIDE	VAL VERDE UNIFIED	SOUTHEAST HIGH	50/75242-02-003	5/20/2013	\$1,110,234.00
YOLO	WASHINGTON UNIFIED	GOLDEN STATE JUNIOR HIGH	57/72694-00-017	5/20/2013	\$1,053,910.00
ORANGE	CYPRESS ELEMENTARY	ARNOLD (A. E.) ELEMENTARY	57/66480-00-005	5/24/2013	\$3,224,208.00
SAN DIEGO	CHULA VISTA ELEMENTARY	OTAY VILLAGE #11	50/68023-01-001	5/30/2013	\$12,954,028.00
VENTURA	SIMI VALLEY UNIFIED	MOUNTAIN VIEW ELEMENTARY	57/72603-00-032	6/5/2013	\$2,567,015.00
FRESNO	KERMAN UNIFIED	KERMAN HIGH	57/73999-00-007	6/7/2013	\$239,403.00
KINGS	LEMOORE UNION ELEMENTARY	MEADOW LANE ELEMENTARY	57/63974-00-003	6/14/2013	\$815,668.00
KINGS	LEMOORE UNION ELEMENTARY	ENGVALL (P. W.) ELEMENTARY	57/63974-00-004	6/14/2013	\$2,766,626.00
SANTA BARBARA	SANTA BARBARA UNIFIED	SANTA BARBARA SENIOR HIGH	57/76786-00-001	6/28/2013	\$734,694.00
SAN MATEO	BELMONT-REDWOOD SHORES ELEMENTARY	NESBIT ELEMENTARY	57/68866-00-011	7/2/2013	\$1,149,001.00
ALAMEDA	FREMONT UNIFIED	MISSION SAN JOSE HIGH	50/61176-00-004	7/2/2013	\$3,595,396.00
SANTA BARBARA	SANTA BARBARA UNIFIED	ADELANTE CHARTER	57/76786-00-002	7/2/2013	\$783,819.00
SANTA BARBARA	SANTA BARBARA UNIFIED	SAN MARCOS SENIOR HIGH	57/76786-00-003	7/8/2013	\$292,770.00
RIVERSIDE	DESERT SANDS UNIFIED	INDIO HIGH	57/67058-00-017	7/11/2013	\$16,482,830.00
SANTA CLARA	EAST SIDE UNION HIGH	HILL (ANDREW P.) HIGH	57/69427-00-034	7/11/2013	\$597,114.00
ORANGE	WESTMINSTER ELEMENTARY	WARNER MIDDLE	57/66746-00-017	7/11/2013	\$454,744.00

ATTACHMENT
 UNFUNDED APPROVALS
 (Lack of AB 55 Loans)
 State Allocation Board Meeting, December 6, 2017

County	District	School Site	Application Number	Received Date	Grant Amount
ORANGE	WESTMINSTER ELEMENTARY	JOHNSON MIDDLE	57/66746-00-018	7/11/2013	\$259,098.00
					New Construction: \$73,822,326.00 Modernization: \$78,265,484.00 Total: \$152,087,810.00

SCHOOL DISTRICT DATA

Application No: 57/10561-00-002 County: Ventura
 School District: Ventura County Office Of Education School Name: Dorothy Boswell

PROJECT DATA

Type of Project: Elementary School Application Filing Basis: Site Specific
 Pupils Assigned Under 50 Yrs: K-6:
 7-8:
 9-12:
 Non-Severe:
 Severe: 48
 Financial Hardship Requested: Yes Recommended Acres: 1.5
 Alternative Education School: No Existing Acres: 2.33

ADJUSTED GRANT DATA

Modernization Grant - Under 50 Yrs	\$ 646,800.00
Fire Detection Alarm	18,144.00
Small Size Project	77,616.00
Accessibility/Fire Code Req.	19,404.00
Total State Share (60%)	761,964.00
District Share (40%)	507,976.00
Total Project Cost	\$ 1,269,940.00

PROJECT FINANCING

<u>State Share</u>	
This Project	\$ 761,964.00
<u>District Share</u>	
Cash Contribution	
Financial Hardship	507,976.00
Total Project Cost	\$ 1,269,940.00

HISTORY OF PROJECT COST AND APPORTIONMENT

	Fund Code	Proposition	Previously Authorized	Authorized This Action	Unfunded Approval This Action
<u>State Share</u>					
Modernization/Additional Grant	057-570	1D	\$ 81,835.00	\$	
Modernization/Additional Grant	951-570	51		680,129.00	680,129.00
<u>District Share</u>					
Cash Contribution					
Financial Hardship	057-570	1D	54,557.00		
Financial Hardship	951-570	51		453,419.00	453,419.00
Total			\$ 136,392.00	\$ 1,133,548.00	\$ 1,133,548.00

Funding Sources: Proposition 1D Bonds/2006-Nov.; Proposition 51 Bonds/2016-Nov.

Pursuant to the Board's action on March 11, 2009, this application has been approved and placed on the Unfunded List. This approval does not constitute a guarantee or commitment of future State funding.

Amounts shown for financial hardship assistance are subject to adjustment as a result of a review of the District's financial records pursuant to Regulation Section 1859.81(a) at the time of apportionment.

The District shall ensure that it is in compliance with all applicable laws, regulations and certifications it made on the program forms.

Based on the Board's action on June 5, 2017, this project is subject to the Grant Agreement submittal pursuant to School Facility Program Regulation Section 1859.90.4.

The District is responsible for ensuring that the project is compliant with Prevailing Wage Monitoring and/or Labor Compliance Program requirements at the time construction contracts are executed and/or construction commenced.

SCHOOL DISTRICT DATA

Application No: 57/61648-00-011 County: Contra Costa
 School District: Antioch Unified School Name: Antioch Middle

PROJECT DATA

Type of Project: Middle School Application Filing Basis: Site Specific
 Pupils Assigned Under 50 Yrs: K-6: 727
 7-8: 727
 9-12: 32
 Non-Severe: 32
 Severe: 4
 Financial Hardship Requested: No Recommended Acres: 14
 Alternative Education School: No Existing Acres: 9.33

ADJUSTED GRANT DATA

Modernization Grant - Under 50 Yrs	\$ 3,593,524.00
Fire Detection Alarm	109,207.00
Prevailing Wage Monitoring	5,716.00
Accessibility/Fire Code Req.	107,806.00
Total State Share (60%)	3,816,253.00
District Share (40%)	2,544,169.00
Total Project Cost	<u>\$ 6,360,422.00</u>

PROJECT FINANCING

<u>State Share</u>	
This Project	\$ 3,816,253.00
<u>District Share</u>	
Cash Contribution	2,544,169.00
Financial Hardship	
Total Project Cost	<u>\$ 6,360,422.00</u>

HISTORY OF PROJECT COST AND APPORTIONMENT

	Fund Code	Proposition	Previously Authorized	Authorized This Action	Unfunded Approval This Action
<u>State Share</u>					
Modernization/Additional Grant	951-570	51	\$	\$ 3,816,253.00	\$ 3,816,253.00
<u>District Share</u>					
Cash Contribution				2,544,169.00	
Total			\$	<u>\$ 6,360,422.00</u>	<u>\$ 3,816,253.00</u>

Funding Source: Proposition 51 Bonds/2016-Nov.

Pursuant to the Board's action on March 11, 2009, this application has been approved and placed on the Unfunded List. This approval does not constitute a guarantee or commitment of future State funding.

The District shall ensure that it is in compliance with all applicable laws, regulations and certifications it made on the program forms.

Based on the Board's action on June 5, 2017, this project is subject to the Grant Agreement submittal pursuant to School Facility Program Regulation Section 1859.90.4.

The District is responsible for ensuring that the project is compliant with Prevailing Wage Monitoring and/or Labor Compliance Program requirements at the time construction contracts are executed and/or construction commenced.

SCHOOL DISTRICT DATA

Application No: 57/10561-00-003 County: Ventura
 School District: Ventura County Office Of Education School Name: Carl Dwire Special School

PROJECT DATA

Type of Project: Elementary School Application Filing Basis: Site Specific
 Pupils Assigned Under 50 Yrs: K-6:
 7-8:
 9-12:
 Non-Severe:
 Severe: 71
 Financial Hardship Requested: Yes Recommended Acres: 2.2
 Alternative Education School: No Existing Acres: 1.75

ADJUSTED GRANT DATA

Modernization Grant - Under 50 Yrs	\$ 956,725.00
Fire Detection Alarm	26,838.00
Small Size Project	114,807.00
Accessibility/Fire Code Req.	28,702.00
Total State Share (60%)	1,127,072.00
District Share (40%)	751,381.00
Total Project Cost	\$ 1,878,453.00

PROJECT FINANCING

<u>State Share</u>	
This Project	\$ 1,127,072.00
<u>District Share</u>	
Cash Contribution	751,381.00
Financial Hardship	751,381.00
Total Project Cost	\$ 1,878,453.00

HISTORY OF PROJECT COST AND APPORTIONMENT

	Fund Code	Proposition	Previously Authorized	Authorized This Action	Unfunded Approval This Action
<u>State Share</u>					
Modernization/Additional Grant	057-570	1D	\$ 121,048.00	\$	
Modernization/Additional Grant	951-570	51		1,006,024.00	\$ 1,006,024.00
<u>District Share</u>					
Cash Contribution					
Financial Hardship	057-570	1D	80,699.00		
Financial Hardship	951-570	51		670,682.00	670,682.00
Total			\$ 201,747.00	\$ 1,676,706.00	\$ 1,676,706.00

Funding Sources: Proposition 1D Bonds/2006-Nov.; Proposition 51 Bonds/2016-Nov.

Pursuant to the Board's action on March 11, 2009, this application has been approved and placed on the Unfunded List. This approval does not constitute a guarantee or commitment of future State funding.

Amounts shown for financial hardship assistance are subject to adjustment as a result of a review of the District's financial records pursuant to Regulation Section 1859.81(a) at the time of apportionment.

The District shall ensure that it is in compliance with all applicable laws, regulations and certifications it made on the program forms.

Based on the Board's action on June 5, 2017, this project is subject to the Grant Agreement submittal pursuant to School Facility Program Regulation Section 1859.90.4.

The District is responsible for ensuring that the project is compliant with Prevailing Wage Monitoring and/or Labor Compliance Program requirements at the time construction contracts are executed and/or construction commenced.

SCHOOL DISTRICT DATA

Application No: 57/72181-00-001 County: Tulare
 School District: Sunnyside Union Elementary School Name: Sunnyside Elementary

PROJECT DATA

Type of Project: Elementary School Application Filing Basis: Site Specific
 Pupils Assigned Under 50 Yrs: K-6: 69
 7-8: 21
 9-12:
 Non-Severe:
 Severe:
 Financial Hardship Requested: Yes Recommended Acres: 8.9
 Alternative Education School: No Existing Acres: 9.32

ADJUSTED GRANT DATA

Modernization Grant - Under 50 Yrs	\$ 385,644.00
Project Assistance	3,621.00
Fire Detection Alarm	12,330.00
Small Size Project	46,277.00
Accessibility/Fire Code Req.	11,569.00
Total State Share (60%)	459,441.00
District Share (40%)	306,294.00
Total Project Cost	\$ 765,735.00

PROJECT FINANCING

<u>State Share</u>	
This Project	\$ 459,441.00
<u>District Share</u>	
Cash Contribution	306,294.00
Financial Hardship	306,294.00
Total Project Cost	\$ 765,735.00

HISTORY OF PROJECT COST AND APPORTIONMENT

	Fund Code	Proposition	Previously Authorized	Authorized This Action	Unfunded Approval This Action
<u>State Share</u>					
Modernization/Additional Grant	057-570	1D	\$ 47,478.00		
Modernization/Additional Grant	951-570	51		\$ 411,963.00	\$ 411,963.00
<u>District Share</u>					
Cash Contribution					
Financial Hardship	057-570	1D	31,652.00		
Financial Hardship	951-570	51		274,642.00	274,642.00
Total			\$ 79,130.00	\$ 686,605.00	\$ 686,605.00

Funding Sources: Proposition 1D Bonds/2006-Nov.; Proposition 51 Bonds/2016-Nov.

Pursuant to the Board's action on March 11, 2009, this application has been approved and placed on the Unfunded List. This approval does not constitute a guarantee or commitment of future State funding.

Amounts shown for financial hardship assistance are subject to adjustment as a result of a review of the District's financial records pursuant to Regulation Section 1859.81(a) at the time of apportionment.

The District shall ensure that it is in compliance with all applicable laws, regulations and certifications it made on the program forms.

Pursuant to Education Code Section 17070.50, valid Division of the State Architect and/or California Department of Education approval(s) must be obtained for the project prior to receiving an Apportionment. Otherwise, the project will receive an occurrence of non-participation pursuant to School Facility Program Regulation Section 1859.90.3.

Based on the Board's action on June 5, 2017, this project is subject to the Grant Agreement submittal pursuant to School Facility Program Regulation Section 1859.90.4.

The District is responsible for ensuring that the project is compliant with Prevailing Wage Monitoring and/or Labor Compliance Program requirements at the time construction contracts are executed and/or construction commenced.

SCHOOL DISTRICT DATA

Application No: 57/76778-00-003	County: Fresno
School District: Washington Unified	School Name: Washington High

PROJECT DATA

Type of Project: High School	Application Filing Basis: Site Specific
Pupils Assigned Under 50 Yrs:	
K-6:	
7-8:	
9-12: 289	
Non-Severe:	
Severe:	
Financial Hardship Requested: No	Recommended Acres: 35.5
Alternative Education School: No	Existing Acres: 45.8

ADJUSTED GRANT DATA

Modernization Grant - Under 50 Yrs	\$ 1,692,095.00
Fire Detection Alarm	39,593.00
Prevailing Wage Monitoring	2,674.00
Accessibility/Fire Code Req.	50,763.00
Total State Share (60%)	1,785,125.00
District Share (40%)	1,190,083.00
Total Project Cost	\$ 2,975,208.00

PROJECT FINANCING

State Share	
This Project	\$ 1,785,125.00
District Share	
Cash Contribution	1,190,083.00
Financial Hardship	
Total Project Cost	\$ 2,975,208.00

HISTORY OF PROJECT COST AND APPORTIONMENT

	Fund Code	Proposition	Previously Authorized	Authorized This Action	Unfunded Approval This Action
State Share					
Modernization/Additional Grant	951-570	51	\$	\$ 1,785,125.00	\$ 1,785,125.00
District Share					
Cash Contribution				1,190,083.00	
Total			\$	\$ 2,975,208.00	\$ 1,785,125.00

Funding Source: Proposition 51 Bonds/2016-Nov.

Pursuant to the Board's action on March 11, 2009, this application has been approved and placed on the Unfunded List. This approval does not constitute a guarantee or commitment of future State funding.

Senate Bill 584, Chapter 28, Statutes of 2014 repealed Labor Code (LC) Section 1771.3. As a result school districts awarding a public works contract on or The District shall ensure that it is in compliance with all applicable laws, regulations and certifications it made on the program forms. requirements. Districts are still required to notify DIR within five days of initial contract award pursuant to LC Section 1773.3(a)(1). Pursuant to the Board's action on June 5, 2017, this project will be placed on the Unfunded List (Lack of AB 55 Loans).

Based on the Board's action on June 5, 2017, this project is subject to the Grant Agreement submittal pursuant to School Facility Program Regulation Section 1859.90.4.

The District is responsible for ensuring that the project is compliant with Prevailing Wage Monitoring and/or Labor Compliance Program requirements at the time construction contracts are executed and/or construction commenced.

The District shall ensure that is is in compliance with all applicable laws, regulations and certifications it made on the program forms.

SCHOOL DISTRICT DATA

Application No: 57/75192-00-004	County: Riverside
School District: Temecula Valley Unified	School Name: Temecula Valley High

PROJECT DATA

Type of Project: High School	Application Filing Basis: Site Specific
Pupils Assigned Under 50 Yrs:	
K-6:	
7-8:	
9-12: 271	
Non-Severe:	
Severe:	
Financial Hardship Requested: No	Recommended Acres: 63.4
Alternative Education School: No	Existing Acres: 60

ADJUSTED GRANT DATA

Modernization Grant - Under 50 Yrs	\$ 1,586,705.00
Fire Detection Alarm	37,127.00
Labor Compliance	20,379.00
Accessibility/Fire Code Req.	47,601.00
Total State Share (60%)	1,691,812.00
District Share (40%)	1,127,875.00
Total Project Cost	\$ 2,819,687.00

PROJECT FINANCING

State Share	
This Project	\$ 1,691,812.00
District Share	
Cash Contribution	1,127,875.00
Financial Hardship	
Total Project Cost	\$ 2,819,687.00

HISTORY OF PROJECT COST AND APPORTIONMENT

	Fund Code	Proposition	Previously Authorized	Authorized This Action	Unfunded Approval This Action
State Share					
Modernization/Additional Grant	951-570	51	\$	\$ 1,671,433.00	\$ 1,671,433.00
Modernization/Additional Grant	955-570	55		20,379.00	20,379.00
District Share					
Cash Contribution				1,127,875.00	
Total			\$	\$ 2,819,687.00	\$ 1,691,812.00

Funding Sources: Proposition 51 Bonds/2016-Nov.; Proposition 55 Bonds/2004-Mar.

Pursuant to the Board's action on March 11, 2009, this application has been approved and placed on the Unfunded List. This approval does not constitute a guarantee or commitment of future State funding.

The District shall ensure that it is in compliance with all applicable laws, regulations and certifications it made on the program forms.

The District has certified it is enforcing a Labor Compliance Program (LCP). Please be advised this project has been apportioned with funds that require a LCP pursuant to Labor Code Section 1771.7.

Based on the Board's action on June 5, 2017, this project is subject to the Grant Agreement submittal pursuant to School Facility Program Regulation Section 1859.90.4.

The District is responsible for ensuring that the project is compliant with Prevailing Wage Monitoring and/or Labor Compliance Program requirements at the time construction contracts are executed and/or construction commenced.

SCHOOL DISTRICT DATA

Application No: 57/73460-00-012	County: Los Angeles
School District: Walnut Valley Unified	School Name: Chaparral Middle

PROJECT DATA

Type of Project:	Middle School	Application Filing Basis:	Site Specific
Pupils Assigned Under 50 Yrs:	K-6:		
	7-8: 885		
	9-12:		
	Non-Severe:		
	Severe:		
Financial Hardship Requested:	No	Recommended Acres:	24.9
Alternative Education School:	No	Existing Acres:	16.84

ADJUSTED GRANT DATA

Modernization Grant - Under 50 Yrs	\$ 3,957,720.00
Fire Detection Alarm	121,245.00
Prevailing Wage Monitoring	6,297.00
Accessibility/Fire Code Req.	118,732.00
Total State Share (60%)	4,203,994.00
District Share (40%)	2,802,663.00
Total Project Cost	\$ 7,006,657.00

PROJECT FINANCING

State Share	
This Project	\$ 4,203,994.00
District Share	
Cash Contribution	2,802,663.00
Financial Hardship	
Total Project Cost	\$ 7,006,657.00

HISTORY OF PROJECT COST AND APPORTIONMENT

	Fund Code	Proposition	Previously Authorized	Authorized This Action	Unfunded Approval This Action
State Share					
Modernization/Additional Grant	951-570	51	\$	\$ 4,203,994.00	\$ 4,203,994.00
District Share					
Cash Contribution				2,802,663.00	
Total			\$	\$ 7,006,657.00	\$ 4,203,994.00

Funding Source: Proposition 51 Bonds/2016-Nov.

Pursuant to the Board's action on March 11, 2009, this application has been approved and placed on the Unfunded List. This approval does not constitute a guarantee or commitment of future State funding.

The District shall ensure that it is in compliance with all applicable laws, regulations and certifications it made on the program forms.

Based on the Board's action on June 5, 2017, this project is subject to the Grant Agreement submittal pursuant to School Facility Program Regulation Section 1859.90.4.

The District is responsible for ensuring that the project is compliant with Prevailing Wage Monitoring and/or Labor Compliance Program requirements at the time construction contracts are executed and/or construction commenced.

SCHOOL DISTRICT DATA

Application No: 50/10561-00-003	County: Ventura
School District: Ventura County Office Of Education	School Name: Camarillo (Adolfo) High

PROJECT DATA

Type of Project: High School

K-6:

7-8:

9-12:

Non-Severe:

Severe: 180

Application Filing Basis: District Wide

Number of Classrooms: 20

Master Acres: 2.2

Existing Acres:

Proposed Acres: 1.84

Recommended Acres: 2.2

Facility Hardship (a): No

Financial Hardship Requested: Yes

Alternative Education School: No

Addition to Existing Site: No

Core Facilities: Library/Media Center,
Administration, Toilet

ADJUSTED GRANT DATA

New Construction Grant	\$		5,616,360.00
Fire Detection Alarm			10,080.00
Sprinkler System			105,840.00
New School			3,006,086.00
Small Size			224,654.00
SDC Therapy Toilet	1230 Sq. Ft.		400,980.00
SDC Therapy Other	211 Sq. Ft.		38,402.00
Site Acquisition			14,250.00
Service Site			259,806.00
Off-Site			1,036.00
Utilities			21,895.00
General Site			385,844.00
Total State Share (50%)			<u>10,085,233.00</u>
District Share (50%)			<u>10,085,233.00</u>
Total Project Cost	\$		<u>20,170,466.00</u>

PROJECT FINANCING

State Share

This Project \$ 10,085,233.00

District Share

Cash Contribution

Financial Hardship 10,085,233.00

Total Project Cost \$ 20,170,466.00

HISTORY OF PROJECT COST AND APPORTIONMENT

	Fund Code	Proposition	Previously Authorized	Authorized This Action		Unfunded Approval This Action
<u>State Share</u>						
New Construction/Add. Grant	057-500	1D	\$ 947,664.00			
New Construction/Add. Grant	951-500	51		\$ 9,137,569.00	\$	9,137,569.00
<u>District Share</u>						
Cash Contribution						
Financial Hardship	057-500	1D	947,664.00			
Financial Hardship	951-500	51		9,137,569.00		9,137,569.00
Total			<u>\$ 1,895,328.00</u>	<u>\$ 18,275,138.00</u>	<u>\$</u>	<u>18,275,138.00</u>

Funding Sources: Proposition 51 Bonds/2016-Nov.; Proposition 1D Bonds/2006-Nov.

Pursuant to the Board's action on March 11, 2009, this application has been approved and placed on the Unfunded List. This approval does not constitute a guarantee or commitment of future State funding.

Amounts shown for financial hardship assistance are subject to adjustment as a result of a review of the District's financial records pursuant to Regulation Section 1859.81(a) at the time of apportionment.

The District shall ensure that it is in compliance with all applicable laws, regulations and certifications it made on the program forms.

Based on the Board's action on June 5, 2017, this project is subject to the Grant Agreement submittal pursuant to School Facility Program Regulation Section 1859.90.4.

The District is responsible for ensuring that the project is compliant with Prevailing Wage Monitoring and/or Labor Compliance Program requirements at the time construction contracts are executed and/or construction commenced.

SCHOOL DISTRICT DATA

Application No: 50/10488-00-032	County: Solano
School District: Solano County Office Of Education	School Name: T.C. Mc Daniel Elementary

PROJECT DATA

Type of Project:	Elementary School
K-6:	
7-8:	
9-12:	
Non-Severe:	
Severe:	68
Application Filing Basis:	District Wide
Number of Classrooms:	8
Master Acres:	4.4
Existing Acres:	2.57
Proposed Acres:	
Recommended Acres:	4.4
Facility Hardship (a):	No
Financial Hardship Requested:	Yes
Alternative Education School:	No
Addition to Existing Site:	No

ADJUSTED GRANT DATA

New Construction Grant	\$	2,121,736.00
Project Assistance		6,791.00
Fire Detection Alarm		3,808.00
SDC Therapy Toilet	110 Sq. Ft.	35,860.00
SDC Therapy Other	1228 Sq. Ft.	223,496.00
Service Site		383,493.00
Off-Site		96,239.00
Small Size Project		254,608.00
Total State Share (50%)		3,126,031.00
District Share (50%)		3,126,031.00
Total Project Cost	\$	6,252,062.00

PROJECT FINANCING

<u>State Share</u>	
This Project	\$ 3,126,031.00
<u>District Share</u>	
Cash Contribution	
Financial Hardship	3,126,031.00
Total Project Cost	\$ 6,252,062.00

HISTORY OF PROJECT COST AND APPORTIONMENT

	Fund Code	Proposition	Previously Authorized	Authorized This Action		Unfunded Approval This Action
<u>State Share</u>						
New Construction/Add. Grant	055-500	55	\$ 302,092.00			
New Construction/Add. Grant	951-500	51		\$ 2,823,939.00	\$	2,823,939.00
<u>District Share</u>						
Cash Contribution						
Financial Hardship	055-500	55	302,092.00			
Financial Hardship	951-500	51		2,823,939.00		2,823,939.00
Total			\$ 604,184.00	\$ 5,647,878.00	\$	5,647,878.00

Funding Sources: Proposition 51 Bonds/2016-Nov.; Proposition 55 Bonds/2004-Mar.
 Pursuant to the Board's action on March 11, 2009, this application has been approved and placed on the Unfunded List. This approval does not constitute a guarantee or commitment of future State funding.

Amounts shown for financial hardship assistance are subject to adjustment as a result of a review of the District's financial records pursuant to Regulation Section 1859.81(a) at the time of apportionment.

The District shall ensure that it is in compliance with all applicable laws, regulations and certifications it made on the program forms.

Pursuant to Education Code Section 17070.50, valid Division of the State Architect and/or California Department of Education approval(s) must be obtained for the project prior to receiving an Apportionment. Otherwise, the project will receive an occurrence of non-participation pursuant to School Facility Program Regulation Section 1859.90.3.

Based on the Board's action on June 5, 2017, this project is subject to the Grant Agreement submittal pursuant to School Facility Program Regulation Section 1859.90.4.

The District is responsible for ensuring that the project is compliant with Prevailing Wage Monitoring and/or Labor Compliance Program requirements at the time construction contracts are executed and/or construction commenced.

SCHOOL DISTRICT DATA

Application No: 57/67173-00-006 County: Riverside
 School District: Palm Springs Unified School Name: Della S. Lindley Elementary

PROJECT DATA

Type of Project: Elementary School Application Filing Basis: Site Specific
 Pupils Assigned Under 50 Yrs: K-6: 123
 7-8:
 9-12:
 Non-Severe:
 Severe:
 Financial Hardship Requested: No Recommended Acres: 10.2
 Alternative Education School: No Existing Acres: 16.5

ADJUSTED GRANT DATA

Modernization Grant - Under 50 Yrs	\$ 520,044.00
Prevailing Wage Monitoring	876.00
Geographic Index Factor 5 %	27,822.00
Small Size Project	20,802.00
Accessibility/Fire Code Req.	15,601.00
Total State Share (60%)	585,145.00
District Share (40%)	390,097.00
Total Project Cost	\$ 975,242.00

PROJECT FINANCING

<u>State Share</u>	
This Project	\$ 585,145.00
<u>District Share</u>	
Cash Contribution	390,097.00
Financial Hardship	
Total Project Cost	\$ 975,242.00

HISTORY OF PROJECT COST AND APPORTIONMENT

	Fund Code	Proposition	Previously Authorized	Authorized This Action	Unfunded Approval This Action
<u>State Share</u>					
Modernization/Additional Grant	951-570	51	\$	\$ 585,145.00	\$ 585,145.00
<u>District Share</u>					
Cash Contribution				390,097.00	
Total			\$	\$ 975,242.00	\$ 585,145.00

Funding Source: Proposition 51 Bonds/2016-Nov.

Pursuant to the Board's action on March 11, 2009, this application has been approved and placed on the Unfunded List. This approval does not constitute a guarantee or commitment of future State funding.

The District shall ensure that it is in compliance with all applicable laws, regulations and certifications it made on the program forms.

Based on the Board's action on June 5, 2017, this project is subject to the Grant Agreement submittal pursuant to School Facility Program Regulation Section 1859.90.4.

The District is responsible for ensuring that the project is compliant with Prevailing Wage Monitoring and/or Labor Compliance Program requirements at the time construction contracts are executed and/or construction commenced.

SCHOOL DISTRICT DATA

Application No: 57/10488-00-027 County: Solano
 School District: Solano County Office Of Education School Name: T.C. Mc Daniel Elementary

PROJECT DATA

Type of Project: Elementary School Application Filing Basis: Site Specific
 Pupils Assigned Under 50 Yrs: K-6:
 7-8:
 9-12:
 Non-Severe:
 Severe: 45
 Financial Hardship Requested: Yes Recommended Acres: 4.4
 Alternative Education School: No Existing Acres: 2.57

ADJUSTED GRANT DATA

Modernization Grant - Under 50 Yrs	\$ 606,375.00
Project Assistance	3,621.00
Small Size Project	72,765.00
Urban/Security/Impacted Site	105,489.00
Accessibility/Fire Code Req.	18,191.00
Total State Share (60%)	806,441.00
District Share (40%)	537,627.00
Total Project Cost	\$ 1,344,068.00

PROJECT FINANCING

State Share	
This Project	\$ 806,441.00
District Share	
Cash Contribution	537,627.00
Financial Hardship	537,627.00
Total Project Cost	\$ 1,344,068.00

HISTORY OF PROJECT COST AND APPORTIONMENT

	Fund Code	Proposition	Previously Authorized	Authorized This Action	Unfunded Approval This Action
State Share					
Modernization/Additional Grant	057-570	1D	74,615.00	\$	\$
Modernization/Additional Grant	951-570	51		731,826.00	731,826.00
District Share					
Cash Contribution					
Financial Hardship	057-570	1D	49,743.00		
Financial Hardship	951-570	51		487,884.00	487,884.00
Total			\$ 124,358.00	\$ 1,219,710.00	\$ 1,219,710.00

Funding Source: Proposition 1D Bonds/2006-Nov.; Proposition 51 Bonds/2016-Nov.

Pursuant to the Board's action on March 11, 2009, this application has been approved and placed on the Unfunded List. This approval does not constitute a guarantee or commitment of future State funding.

Amounts shown for financial hardship assistance are subject to adjustment as a result of a review of the District's financial records pursuant to Regulation Section 1859.81(a) at the time of apportionment.

The District shall ensure that it is in compliance with all applicable laws, regulations and certifications it made on the program forms.

Pursuant to Education Code Section 17070.50, valid Division of the State Architect and/or California Department of Education approval(s) must be obtained for the project prior to receiving an Apportionment. Otherwise, the project will receive an occurrence of non-participation pursuant to School Facility Program Regulation Section 1859.90.3.

Based on the Board's action on June 5, 2017, this project is subject to the Grant Agreement submittal pursuant to School Facility Program Regulation Section 1859.90.4.

The District is responsible for ensuring that the project is compliant with Prevailing Wage Monitoring and/or Labor Compliance Program requirements at the time construction contracts are executed and/or construction commenced.

SCHOOL DISTRICT DATA

Application No: 50/65102-00-004
School District: Westside Union Elementary

County: Los Angeles
School Name: Anaverde Hills School

PROJECT DATA

Type of Project: Elementary School
K-6: 575
7-8:
9-12:
Non-Severe: 13
Severe: 9
Application Filing Basis: District Wide
Number of Classrooms: 25
Master Acres: 13.8
Existing Acres:
Proposed Acres: 10.47
Recommended Acres: 13.8
Facility Hardship (a): No
Financial Hardship Requested: No
Alternative Education School: No
Addition to Existing Site: No
Core Facilities: Multi-Purpose/Kitchen,
 Library/Media Center,
 Administration, Toilet,
 Auditorium

ADJUSTED GRANT DATA

New Construction Grant	\$	6,936,889.00
Fire Detection Alarm		8,486.00
Sprinkler System		117,377.00
Labor Compliance		47,373.00
Site Acquisition		25,751.00
Service Site		1,052,585.00
Off-Site		296,661.00
Utilities		111,440.00
General Site		612,989.00
Total State Share (50%)		9,209,551.00
District Share (50%)		9,209,551.00
Total Project Cost	\$	<u>18,419,102.00</u>

PROJECT FINANCING

State Share	
This Project	\$ 9,209,551.00
District Share	
Cash Contribution	9,209,551.00
Financial Hardship	
Total Project Cost	\$ <u>18,419,102.00</u>

HISTORY OF PROJECT COST AND APPORTIONMENT

	Fund Code	Proposition	Previously Authorized	Authorized This Action	Unfunded Approval This Action
State Share					
New Construction/Add. Grant	951-500	51	\$	\$ 9,162,178.00	\$ 9,162,178.00
New Construction/Add. Grant	955-500	55		47,373.00	47,373.00
District Share					
Cash Contribution				9,209,551.00	
Total			\$	<u>18,419,102.00</u>	<u>9,209,551.00</u>

Funding Sources: Proposition 51 Bonds/2016-Nov.; Proposition 55 Bonds/2004-Mar.

Pursuant to the Board's action on March 11, 2009, this application has been approved and placed on the Unfunded List. This approval does not constitute a guarantee or commitment of future State funding.

The District shall ensure that it is in compliance with all applicable laws, regulations and certifications it made on the program forms.

The District has certified it is enforcing a Labor Compliance Program (LCP). Please be advised this project has been apportioned with funds that require a LCP pursuant to Labor Code Section 1771.7.

Based on the Board's action on June 5, 2017, this project is subject to the Grant Agreement submittal pursuant to School Facility Program Regulation Section 1859.90.4.

The District is responsible for ensuring that the project is compliant with Prevailing Wage Monitoring and/or Labor Compliance Program requirements at the time construction contracts are executed and/or construction commenced.

SCHOOL DISTRICT DATA

Application No: 57/73569-00-015	County: San Diego
School District: Oceanside City Unified	School Name: Burgener (Clair W.) Academy (Opportunity)

PROJECT DATA

Type of Project: High School	Application Filing Basis: Site Specific
Pupils Assigned Under 50 Yrs:	
K-6:	
7-8:	
9-12: 108	
Non-Severe:	
Severe:	
Financial Hardship Requested: No	Recommended Acres: 4.25
Alternative Education School: No	Existing Acres: 3.5

ADJUSTED GRANT DATA

Modernization Grant - Under 50 Yrs	\$ 632,340.00
Fire Detection Alarm	14,796.00
Prevailing Wage Monitoring	999.00
Accessibility/Fire Code Req.	18,970.00
Total State Share (60%)	667,105.00
District Share (40%)	444,737.00
Total Project Cost	\$ 1,111,842.00

PROJECT FINANCING

State Share	
This Project	\$ 667,105.00
District Share	
Cash Contribution	444,737.00
Financial Hardship	
Total Project Cost	\$ 1,111,842.00

HISTORY OF PROJECT COST AND APPORTIONMENT

	Fund Code	Proposition	Previously Authorized	Authorized This Action	Unfunded Approval This Action
State Share					
Modernization/Additional Grant	951-570	51	\$	\$ 667,105.00	\$ 667,105.00
District Share					
Cash Contribution				444,737.00	
Total			\$	\$ 1,111,842.00	\$ 667,105.00

Funding Source: Proposition 51 Bonds/2016-Nov.

Pursuant to the Board's action on March 11, 2009, this application has been approved and placed on the Unfunded List. This approval does not constitute a guarantee or commitment of future State funding.

The District shall ensure that it is in compliance with all applicable laws, regulations and certifications it made on the program forms.

Based on the Board's action on June 5, 2017, this project is subject to the Grant Agreement submittal pursuant to School Facility Program Regulation Section 1859.90.4.

The District is responsible for ensuring that the project is compliant with Prevailing Wage Monitoring and/or Labor Compliance Program requirements at the time construction contracts are executed and/or construction commenced.

SCHOOL DISTRICT DATA

Application No: 57/61754-00-092 School District: Mt. Diablo Unified	County: Contra Costa School Name: Ayers Elementary
--	---

PROJECT DATA

Type of Project: Elementary School Pupils Assigned Under 50 Yrs: K-6: 189 7-8: 9-12: Non-Severe: Severe:	Application Filing Basis: Site Specific Financial Hardship Requested: No Alternative Education School: No Recommended Acres: 7.3 Existing Acres: 10.4
---	--

ADJUSTED GRANT DATA

Modernization Grant - Under 50 Yrs	\$ 799,092.00
Prevailing Wage Monitoring	1,247.00
Small Size Project	31,964.00
Total State Share (60%)	832,303.00
District Share (40%)	554,869.00
Total Project Cost	\$ 1,387,172.00

PROJECT FINANCING

<u>State Share</u>	
This Project	\$ 832,303.00
<u>District Share</u>	
Cash Contribution	554,869.00
Financial Hardship	
Total Project Cost	\$ 1,387,172.00

HISTORY OF PROJECT COST AND APPORTIONMENT

	Fund Code	Proposition	Previously Authorized	Authorized This Action	Unfunded Approval This Action
<u>State Share</u>					
Modernization/Additional Grant	951-570	51	\$	\$ 832,303.00	\$ 832,303.00
<u>District Share</u>					
Cash Contribution				554,869.00	
Total			\$	\$ 1,387,172.00	\$ 832,303.00

Funding Source: Proposition 51 Bonds/2016-Nov.

Pursuant to the Board's action on March 11, 2009, this application has been approved and placed on the Unfunded List. This approval does not constitute a guarantee or commitment of future State funding.

The District shall ensure that it is in compliance with all applicable laws, regulations and certifications it made on the program forms.

Based on the Board's action on June 5, 2017, this project is subject to the Grant Agreement submittal pursuant to School Facility Program Regulation Section 1859.90.4.

The District is responsible for ensuring that the project is compliant with Prevailing Wage Monitoring and/or Labor Compliance Program requirements at the time construction contracts are executed and/or construction commenced.

SCHOOL DISTRICT DATA

Application No: 57/61754-00-093 School District: Mt. Diablo Unified	County: Contra Costa School Name: Foothill Middle
--	--

PROJECT DATA

Type of Project: Middle School Pupils Assigned Under 50 Yrs: K-6: 7-8: 137 9-12: Non-Severe: Severe:	Application Filing Basis: Site Specific Financial Hardship Requested: No Alternative Education School: No	Recommended Acres: 15 Existing Acres: 20
---	--	---

ADJUSTED GRANT DATA

Modernization Grant - Under 50 Yrs	\$ 612,664.00
Prevailing Wage Monitoring	956.00
Small Size Project	24,507.00
Total State Share (60%)	638,127.00
District Share (40%)	425,418.00
Total Project Cost	\$ 1,063,545.00

PROJECT FINANCING

State Share	
This Project	\$ 638,127.00
District Share	
Cash Contribution	425,418.00
Financial Hardship	
Total Project Cost	\$ 1,063,545.00

HISTORY OF PROJECT COST AND APPORTIONMENT

	Fund Code	Proposition	Previously Authorized	Authorized This Action	Unfunded Approval This Action
State Share					
Modernization/Additional Grant	951-570	51	\$	\$ 638,127.00	\$ 638,127.00
District Share					
Cash Contribution				425,418.00	
Total			\$	\$ 1,063,545.00	\$ 638,127.00

Funding Source: Proposition 51 Bonds/2016-Nov.

Pursuant to the Board's action on March 11, 2009, this application has been approved and placed on the Unfunded List. This approval does not constitute a guarantee or commitment of future State funding.

The District shall ensure that it is in compliance with all applicable laws, regulations and certifications it made on the program forms.

Based on the Board's action on June 5, 2017, this project is subject to the Grant Agreement submittal pursuant to School Facility Program Regulation Section 1859.90.4.

The District is responsible for ensuring that the project is compliant with Prevailing Wage Monitoring and/or Labor Compliance Program requirements at the time construction contracts are executed and/or construction commenced.

SCHOOL DISTRICT DATA

Application No: 57/61754-00-094 County: Contra Costa
 School District: Mt. Diablo Unified School Name: Sequoia Elementary

PROJECT DATA

Type of Project: Elementary School Application Filing Basis: Site Specific
 Pupils Assigned Under 50 Yrs: K-6: 195
 7-8:
 9-12:
 Non-Severe:
 Severe:
 Financial Hardship Requested: No Recommended Acres: 10.2
 Alternative Education School: No Existing Acres: 6.82

ADJUSTED GRANT DATA

Modernization Grant - Under 50 Yrs	\$ 824,460.00
Prevailing Wage Monitoring	1,286.00
Small Size Project	32,978.00
Total State Share (60%)	858,724.00
District Share (40%)	572,483.00
Total Project Cost	\$ 1,431,207.00

PROJECT FINANCING

<u>State Share</u>	
This Project	\$ 858,724.00
<u>District Share</u>	
Cash Contribution	572,483.00
Financial Hardship	
Total Project Cost	\$ 1,431,207.00

HISTORY OF PROJECT COST AND APPORTIONMENT

	Fund Code	Proposition	Previously Authorized	Authorized This Action	Unfunded Approval This Action
<u>State Share</u>					
Modernization/Additional Grant	951-570	51	\$	\$ 858,724.00	\$ 858,724.00
<u>District Share</u>					
Cash Contribution				572,483.00	
Total			\$	\$ 1,431,207.00	\$ 858,724.00

Funding Source: Proposition 51 Bonds/2016-Nov.

Pursuant to the Board's action on March 11, 2009, this application has been approved and placed on the Unfunded List. This approval does not constitute a guarantee or commitment of future State funding.

The District shall ensure that it is in compliance with all applicable laws, regulations and certifications it made on the program forms.

Based on the Board's action on June 5, 2017, this project is subject to the Grant Agreement submittal pursuant to School Facility Program Regulation Section 1859.90.4.

The District is responsible for ensuring that the project is compliant with Prevailing Wage Monitoring and/or Labor Compliance Program requirements at the time construction contracts are executed and/or construction commenced.

SCHOOL DISTRICT DATA

Application No: 57/61754-00-095 County: Contra Costa
 School District: Mt. Diablo Unified School Name: Sun Terrace Elementary

PROJECT DATA

Type of Project: Elementary School Application Filing Basis: Site Specific
 Pupils Assigned Under 50 Yrs: K-6: 128
 7-8:
 9-12:
 Non-Severe:
 Severe:
 Financial Hardship Requested: No Recommended Acres: 10.2
 Alternative Education School: No Existing Acres: 9.56

ADJUSTED GRANT DATA

Modernization Grant - Under 50 Yrs	\$ 541,184.00
Prevailing Wage Monitoring	844.00
Small Size Project	21,647.00
Total State Share (60%)	563,675.00
District Share (40%)	375,783.00
Total Project Cost	\$ 939,458.00

PROJECT FINANCING

<u>State Share</u>	
This Project	\$ 563,675.00
<u>District Share</u>	
Cash Contribution	375,783.00
Financial Hardship	
Total Project Cost	\$ 939,458.00

HISTORY OF PROJECT COST AND APPORTIONMENT

	Fund Code	Proposition	Previously Authorized	Authorized This Action	Unfunded Approval This Action
<u>State Share</u>					
Modernization/Additional Grant	951-570	51	\$	\$ 563,675.00	\$ 563,675.00
<u>District Share</u>					
Cash Contribution				375,783.00	
Total			\$	\$ 939,458.00	\$ 563,675.00

Funding Source: Proposition 51 Bonds/2016-Nov.

Pursuant to the Board's action on March 11, 2009, this application has been approved and placed on the Unfunded List. This approval does not constitute a guarantee or commitment of future State funding.

The District shall ensure that it is in compliance with all applicable laws, regulations and certifications it made on the program forms.

Based on the Board's action on June 5, 2017, this project is subject to the Grant Agreement submittal pursuant to School Facility Program Regulation Section 1859.90.4.

The District is responsible for ensuring that the project is compliant with Prevailing Wage Monitoring and/or Labor Compliance Program requirements at the time construction contracts are executed and/or construction commenced.

SCHOOL DISTRICT DATA

Application No: 57/61754-00-096 School District: Mt. Diablo Unified	County: Contra Costa School Name: Valley View Middle
--	---

PROJECT DATA

Type of Project: Middle School Pupils Assigned Under 50 Yrs:	K-6: 7-8: 240 9-12: Non-Severe: Severe:	Application Filing Basis: Site Specific Recommended Acres: 14 Existing Acres: 12	
Financial Hardship Requested: No Alternative Education School: No			

ADJUSTED GRANT DATA

Modernization Grant - Under 50 Yrs	\$ 1,073,280.00
Prevailing Wage Monitoring	1,610.00
Total State Share (60%)	1,074,890.00
District Share (40%)	716,593.00
Total Project Cost	\$ 1,791,483.00

PROJECT FINANCING

State Share	
This Project	\$ 1,074,890.00
District Share	
Cash Contribution	716,593.00
Financial Hardship	
Total Project Cost	\$ 1,791,483.00

HISTORY OF PROJECT COST AND APPORTIONMENT

	Fund Code	Proposition	Previously Authorized	Authorized This Action	Unfunded Approval This Action
State Share					
Modernization/Additional Grant	951-570	51	\$	\$ 1,074,890.00	\$ 1,074,890.00
District Share					
Cash Contribution				716,593.00	
Total			\$	\$ 1,791,483.00	\$ 1,074,890.00

Funding Source: Proposition 51 Bonds/2016-Nov.

Pursuant to the Board's action on March 11, 2009, this application has been approved and placed on the Unfunded List. This approval does not constitute a guarantee or commitment of future State funding.

The District shall ensure that it is in compliance with all applicable laws, regulations and certifications it made on the program forms.

Based on the Board's action on June 5, 2017, this project is subject to the Grant Agreement submittal pursuant to School Facility Program Regulation Section 1859.90.4.

The District is responsible for ensuring that the project is compliant with Prevailing Wage Monitoring and/or Labor Compliance Program requirements at the time construction contracts are executed and/or construction commenced.

SCHOOL DISTRICT DATA

Application No: 57/73924-00-013 County: Orange
 School District: Los Alamitos Unified School Name: Oak Middle

PROJECT DATA

Type of Project: Middle School Application Filing Basis: Site Specific
 Pupils Assigned Under 50 Yrs: K-6: 62
 7-8: 62
 9-12: 62
 Non-Severe: 62
 Severe: 9
 Financial Hardship Requested: No Recommended Acres: 18.1
 Alternative Education School: No Existing Acres: 12

ADJUSTED GRANT DATA

Modernization Grant - Under 50 Yrs	\$ 398,539.00
Fire Detection Alarm	11,896.00
Prevailing Wage Monitoring	998.00
Small Size Project	47,825.00
Accessibility/Fire Code Req.	<u>206,829.00</u>
Total State Share (60%)	666,087.00
District Share (40%)	<u>444,058.00</u>
Total Project Cost	<u>\$ 1,110,145.00</u>

PROJECT FINANCING

<u>State Share</u>	
This Project	\$ 666,087.00
<u>District Share</u>	
Cash Contribution	444,058.00
Financial Hardship	
Total Project Cost	<u>\$ 1,110,145.00</u>

HISTORY OF PROJECT COST AND APPORTIONMENT

	Fund Code	Proposition	Previously Authorized	Authorized This Action	Unfunded Approval This Action
<u>State Share</u>					
Modernization/Additional Grant	951-570	51	\$	\$ 666,087.00	\$ 666,087.00
<u>District Share</u>					
Cash Contribution				444,058.00	
Total			\$	<u>\$ 1,110,145.00</u>	<u>\$ 666,087.00</u>

Funding Source: Proposition 51 Bonds/2016-Nov.

Pursuant to the Board's action on March 11, 2009, this application has been approved and placed on the Unfunded List. This approval does not constitute a guarantee or commitment of future State funding.

The District shall ensure that it is in compliance with all applicable laws, regulations and certifications it made on the program forms.

Based on the Board's action on June 5, 2017, this project is subject to the Grant Agreement submittal pursuant to School Facility Program Regulation Section 1859.90.4.

The District is responsible for ensuring that the project is compliant with Prevailing Wage Monitoring and/or Labor Compliance Program requirements at the time construction contracts are executed and/or construction commenced.

SCHOOL DISTRICT DATA

Application No: 57/73908-00-005 County: Kern
 School District: McFarland Unified School Name: McFarland High

PROJECT DATA

Type of Project: High School Application Filing Basis: Site Specific
 Pupils Assigned Under 50 Yrs: K-6:
 7-8:
 9-12: 112
 Non-Severe:
 Severe:
 Financial Hardship Requested: No Recommended Acres: 29.1
 Alternative Education School: No Existing Acres: 23.25

ADJUSTED GRANT DATA

Modernization Grant - Under 50 Yrs	\$ 655,760.00
Fire Detection Alarm	15,344.00
Prevailing Wage Monitoring	1,115.00
Small Size Project	26,230.00
Accessibility/Fire Code Req.	46,119.00
Total State Share (60%)	744,568.00
District Share (40%)	496,379.00
Total Project Cost	\$ 1,240,947.00

PROJECT FINANCING

<u>State Share</u>	
This Project	\$ 744,568.00
<u>District Share</u>	
Cash Contribution	496,379.00
Financial Hardship	
Total Project Cost	\$ 1,240,947.00

HISTORY OF PROJECT COST AND APPORTIONMENT

	Fund Code	Proposition	Previously Authorized	Authorized This Action	Unfunded Approval This Action
<u>State Share</u>					
Modernization/Additional Grant	951-570	51	\$	\$ 744,568.00	\$ 744,568.00
<u>District Share</u>					
Cash Contribution				496,379.00	
Total			\$	\$ 1,240,947.00	\$ 744,568.00

Funding Source: Proposition 51 Bonds/2016-Nov.

Pursuant to the Board's action on March 11, 2009, this application has been approved and placed on the Unfunded List. This approval does not constitute a guarantee or commitment of future State funding.

The District shall ensure that it is in compliance with all applicable laws, regulations and certifications it made on the program forms.

Based on the Board's action on June 5, 2017, this project is subject to the Grant Agreement submittal pursuant to School Facility Program Regulation Section 1859.90.4.

The District is responsible for ensuring that the project is compliant with Prevailing Wage Monitoring and/or Labor Compliance Program requirements at the time construction contracts are executed and/or construction commenced.

SCHOOL DISTRICT DATA

Application No: 57/73924-00-014 County: Orange
 School District: Los Alamitos Unified School Name: Weaver (Jack L.) Elementary

PROJECT DATA

Type of Project:	Elementary School	Application Filing Basis:	Site Specific
Pupils Assigned Under 50 Yrs:	K-6: 165	Pupils Assigned Over 50 Yrs:	K-6: 523
	7-8:		7-8:
	9-12:		9-12:
	Non-Severe:		Non-Severe:
	Severe:		Severe:
Financial Hardship Requested:	No	Recommended Acres:	12.1
Alternative Education School:	No	Existing Acres:	9.12

ADJUSTED GRANT DATA

Modernization Grant - Under 50 Yrs	\$ 697,620.00
Modernization Grant - Over 50 Yrs	3,072,102.00
Fire Detection Alarm	94,256.00
Prevailing Wage Monitoring	6,288.00
Site Development	120,080.00
Accessibility/Fire Code Req.	207,693.00
Total State Share (60%)	4,198,039.00
District Share (40%)	2,798,693.00
Total Project Cost	<u>\$ 6,996,732.00</u>

PROJECT FINANCING

<u>State Share</u>	
This Project	\$ 4,198,039.00
<u>District Share</u>	
Cash Contribution	2,798,693.00
Financial Hardship	
Total Project Cost	<u>\$ 6,996,732.00</u>

HISTORY OF PROJECT COST AND APPORTIONMENT

	Fund Code	Proposition	Previously Authorized	Authorized This Action	Unfunded Approval This Action
<u>State Share</u>					
Modernization/Additional Grant	951-570	51	\$	\$ 4,198,039.00	\$ 4,198,039.00
<u>District Share</u>					
Cash Contribution				2,798,693.00	
Total			\$	<u>\$ 6,996,732.00</u>	<u>\$ 4,198,039.00</u>

Funding Source: Proposition 51 Bonds/2016-Nov.

Pursuant to the Board's action on March 11, 2009, this application has been approved and placed on the Unfunded List. This approval does not constitute a guarantee or commitment of future State funding.

The District shall ensure that it is in compliance with all applicable laws, regulations and certifications it made on the program forms.

Based on the Board's action on June 5, 2017, this project is subject to the Grant Agreement submittal pursuant to School Facility Program Regulation Section 1859.90.4.

The District is responsible for ensuring that the project is compliant with Prevailing Wage Monitoring and/or Labor Compliance Program requirements at the time construction contracts are executed and/or construction commenced.

SCHOOL DISTRICT DATA

Application No: 57/70656-00-002	County: Sonoma
School District: Cloverdale Unified	School Name: Jefferson Elementary

PROJECT DATA

Type of Project: Elementary School	Application Filing Basis: Site Specific
Pupils Assigned Under 50 Yrs: K-6: 96	
7-8:	
9-12:	
Non-Severe: 3	
Severe: 2	
Financial Hardship Requested: No	Recommended Acres: 9.5
Alternative Education School: No	Existing Acres: 6.6

ADJUSTED GRANT DATA

Modernization Grant - Under 50 Yrs	\$ 459,883.00
Project Assistance	3,621.00
Fire Detection Alarm	14,667.00
Prevailing Wage Monitoring	766.00
Small Size Project	18,395.00
Accessibility/Fire Code Req.	13,796.00
Total State Share (60%)	511,128.00
District Share (40%)	340,752.00
Total Project Cost	\$ 851,880.00

PROJECT FINANCING

<u>State Share</u>	
This Project	\$ 511,128.00
<u>District Share</u>	
Cash Contribution	340,752.00
Financial Hardship	
Total Project Cost	\$ 851,880.00

HISTORY OF PROJECT COST AND APPORTIONMENT

	Fund Code	Proposition	Previously Authorized	Authorized This Action	Unfunded Approval This Action
<u>State Share</u>					
Modernization/Additional Grant	951-570	51	\$	\$ 511,128.00	\$ 511,128.00
<u>District Share</u>					
Cash Contribution				340,752.00	
Total			\$	\$ 851,880.00	\$ 511,128.00

Funding Source: Proposition 51 Bonds/2016-Nov.
 Pursuant to the Board's action on March 11, 2009, this application has been approved and placed on the Unfunded List. This approval does not constitute a guarantee or commitment of future State funding.

The District shall ensure that it is in compliance with all applicable laws, regulations and certifications it made on the program forms.

Based on the Board's action on June 5, 2017, this project is subject to the Grant Agreement submittal pursuant to School Facility Program Regulation Section 1859.90.4.

The District is responsible for ensuring that the project is compliant with Prevailing Wage Monitoring and/or Labor Compliance Program requirements at the time construction contracts are executed and/or construction commenced.

SCHOOL DISTRICT DATA

Application No: 57/68130-00-020	County: San Diego
School District: Grossmont Union High	School Name: Monte Vista High

PROJECT DATA

Type of Project: High School	Application Filing Basis: Site Specific
Pupils Assigned Under 50 Yrs:	Pupils Assigned Over 50 Yrs:
K-6:	K-6:
7-8:	7-8:
9-12:	9-12:
Non-Severe:	Non-Severe:
Severe: 0	Severe: 13
Financial Hardship Requested: No	Recommended Acres: 47.1
Alternative Education School: No	Existing Acres: 41.5

ADJUSTED GRANT DATA

Modernization Grant - Over 50 Yrs	243,373.00
Fire Detection Alarm	4,914.00
Labor Compliance	9,600.00
Small Size Project	29,205.00
Accessibility/Fire Code Req.	7,301.00
Total State Share (60%)	294,393.00
District Share (40%)	196,262.00
Total Project Cost	\$ 490,655.00

PROJECT FINANCING

<u>State Share</u>	
This Project	\$ 294,393.00
<u>District Share</u>	
Cash Contribution	196,262.00
Financial Hardship	
Total Project Cost	\$ 490,655.00

HISTORY OF PROJECT COST AND APPORTIONMENT

	Fund Code	Proposition	Previously Authorized	Authorized This Action	Unfunded Approval This Action
<u>State Share</u>					
Modernization/Additional Grant	951-570	51	\$	\$ 284,793.00	\$ 284,793.00
Modernization/Additional Grant	955-570	55		9,600.00	9,600.00
<u>District Share</u>					
Cash Contribution				196,262.00	
Total			\$	\$ 490,655.00	\$ 294,393.00

Funding Sources: Proposition 51 Bonds/2016-Nov.; Proposition 55 Bonds/2004-Mar.

Pursuant to the Board's action on March 11, 2009, this application has been approved and placed on the Unfunded List. This approval does not constitute a guarantee or commitment of future State funding.

The District shall ensure that it is in compliance with all applicable laws, regulations and certifications it made on the program forms.

The District has certified it is enforcing a Labor Compliance Program (LCP). Please be advised this project has been apportioned with funds that require a LCP pursuant to Labor Code Section 1771.7.

Based on the Board's action on June 5, 2017, this project is subject to the Grant Agreement submittal pursuant to School Facility Program Regulation Section 1859.90.4.

The District is responsible for ensuring that the project is compliant with Prevailing Wage Monitoring and/or Labor Compliance Program requirements at the time construction contracts are executed and/or construction commenced.

SCHOOL DISTRICT DATA

Application No: 57/62117-00-033 County: Fresno
 School District: Clovis Unified School Name: Garfield Elementary

PROJECT DATA

Type of Project: Elementary School Application Filing Basis: Site Specific
 Pupils Assigned Under 50 Yrs: K-6: 175
 7-8:
 9-12:
 Non-Severe:
 Severe:
 Financial Hardship Requested: No Recommended Acres: 13.7
 Alternative Education School: No Existing Acres: 15.54

ADJUSTED GRANT DATA

Modernization Grant - Under 50 Yrs	\$ 739,900.00
Prevailing Wage Monitoring	1,188.00
Small Size Project	29,596.00
Accessibility/Fire Code Req.	22,197.00
Total State Share (60%)	792,881.00
District Share (40%)	528,587.00
Total Project Cost	<u>\$ 1,321,468.00</u>

PROJECT FINANCING

<u>State Share</u>	
This Project	\$ 792,881.00
<u>District Share</u>	
Cash Contribution	528,587.00
Financial Hardship	
Total Project Cost	<u>\$ 1,321,468.00</u>

HISTORY OF PROJECT COST AND APPORTIONMENT

	Fund Code	Proposition	Previously Authorized	Authorized This Action	Unfunded Approval This Action
<u>State Share</u>					
Modernization/Additional Grant	951-570	51	\$	\$ 792,881.00	\$ 792,881.00
<u>District Share</u>					
Cash Contribution				528,587.00	
Total			\$	<u>\$ 1,321,468.00</u>	<u>\$ 792,881.00</u>

Funding Source: Proposition 51 Bonds/2016-Nov.

Pursuant to the Board's action on March 11, 2009, this application has been approved and placed on the Unfunded List. This approval does not constitute a guarantee or commitment of future State funding.

The District shall ensure that it is in compliance with all applicable laws, regulations and certifications it made on the program forms.

Based on the Board's action on June 5, 2017, this project is subject to the Grant Agreement submittal pursuant to School Facility Program Regulation Section 1859.90.4.

The District is responsible for ensuring that the project is compliant with Prevailing Wage Monitoring and/or Labor Compliance Program requirements at the time construction contracts are executed and/or construction commenced.

SCHOOL DISTRICT DATA

Application No: 57/75002-00-006 County: Marin
 School District: Ross Valley School Name: White Hill Middle

PROJECT DATA

Type of Project: Middle School Application Filing Basis: Site Specific
 Pupils Assigned Under 50 Yrs: K-6: 85
 7-8: 85
 9-12: 5
 Non-Severe: 5
 Severe:
 Financial Hardship Requested: No Recommended Acres: 11.9
 Alternative Education School: No Existing Acres: 12.7

ADJUSTED GRANT DATA

Modernization Grant - Under 50 Yrs	\$ 425,195.00
Project Assistance	3,621.00
Prevailing Wage Monitoring	662.00
Accessibility/Fire Code Req.	12,756.00
Total State Share (60%)	442,234.00
District Share (40%)	294,823.00
Total Project Cost	<u>\$ 737,057.00</u>

PROJECT FINANCING

<u>State Share</u>	
This Project	\$ 442,234.00
<u>District Share</u>	
Cash Contribution	294,823.00
Financial Hardship	
Total Project Cost	<u>\$ 737,057.00</u>

HISTORY OF PROJECT COST AND APPORTIONMENT

	Fund Code	Proposition	Previously Authorized	Authorized This Action	Unfunded Approval This Action
<u>State Share</u>					
Modernization/Additional Grant	951-570	51	\$	\$ 442,234.00	\$ 442,234.00
<u>District Share</u>					
Cash Contribution				294,823.00	
Total			\$	<u>\$ 737,057.00</u>	<u>\$ 442,234.00</u>

Funding Source: Proposition 51 Bonds/2016-Nov.

Pursuant to the Board's action on March 11, 2009, this application has been approved and placed on the Unfunded List. This approval does not constitute a guarantee or commitment of future State funding.

The District shall ensure that it is in compliance with all applicable laws, regulations and certifications it made on the program forms.

Based on the Board's action on June 5, 2017, this project is subject to the Grant Agreement submittal pursuant to School Facility Program Regulation Section 1859.90.4.

The District is responsible for ensuring that the project is compliant with Prevailing Wage Monitoring and/or Labor Compliance Program requirements at the time construction contracts are executed and/or construction commenced.

SCHOOL DISTRICT DATA

Application No: 57/61853-00-008	County: El Dorado
School District: El Dorado Union High	School Name: Independence Continuation

PROJECT DATA

Type of Project:	High School	Application Filing Basis:	Site Specific
Pupils Assigned Under 50 Yrs:	K-6:		
	7-8:		
	9-12: 27		
	Non-Severe:		
	Severe:		
Financial Hardship Requested:	No	Recommended Acres:	5.17
Alternative Education School:	No	Existing Acres:	3

ADJUSTED GRANT DATA

Modernization Grant - Under 50 Yrs	\$	158,085.00
Labor Compliance		9,600.00
Small Size Project		18,970.00
Urban/Security/Impacted Site		27,737.00
Accessibility/Fire Code Req.		44,288.00
Total State Share (60%)		258,680.00
District Share (40%)		172,453.00
Total Project Cost	\$	431,133.00

PROJECT FINANCING

<u>State Share</u>		
This Project	\$	258,680.00
<u>District Share</u>		
Cash Contribution		172,453.00
Financial Hardship		
Total Project Cost	\$	431,133.00

HISTORY OF PROJECT COST AND APPORTIONMENT

	Fund Code	Proposition	Previously Authorized	Authorized This Action	Unfunded Approval This Action
<u>State Share</u>					
Modernization/Additional Grant	951-570	51	\$	\$ 249,080.00	\$ 249,080.00
Modernization/Additional Grant	955-570	55		9,600.00	9,600.00
<u>District Share</u>					
Cash Contribution				172,453.00	
Total			\$	431,133.00	\$ 258,680.00

Funding Sources: Proposition 51 Bonds/2016-Nov.; Proposition 55 Bonds/2004-Mar.

Pursuant to the Board's action on March 11, 2009, this application has been approved and placed on the Unfunded List. This approval does not constitute a guarantee or commitment of future State funding.

The District shall ensure that it is in compliance with all applicable laws, regulations and certifications it made on the program forms.

The District has certified it is enforcing a Labor Compliance Program (LCP). Please be advised this project has been apportioned with funds that require a LCP pursuant to Labor Code Section 1771.7.

Based on the Board's action on June 5, 2017, this project is subject to the Grant Agreement submittal pursuant to School Facility Program Regulation Section 1859.90.4.

The District is responsible for ensuring that the project is compliant with Prevailing Wage Monitoring and/or Labor Compliance Program requirements at the time construction contracts are executed and/or construction commenced.

SCHOOL DISTRICT DATA

Application No: 57/61853-00-009 County: El Dorado
 School District: El Dorado Union High School Name: El Dorado High

PROJECT DATA

Type of Project: High School Application Filing Basis: Site Specific
 Pupils Assigned Under 50 Yrs: K-6: _____
 7-8: _____
 9-12: 303
 Non-Severe: 4
 Severe: _____
 Financial Hardship Requested: No Recommended Acres: 41.2
 Alternative Education School: No Existing Acres: 61.61

ADJUSTED GRANT DATA

Modernization Grant - Under 50 Yrs	\$ 1,810,125.00
Labor Compliance	20,757.00
Accessibility/Fire Code Req.	27,588.00
Total State Share (60%)	1,858,470.00
District Share (40%)	1,238,980.00
Total Project Cost	\$ 3,097,450.00

PROJECT FINANCING

<u>State Share</u>	
This Project	\$ 1,858,470.00
<u>District Share</u>	
Cash Contribution	1,238,980.00
Financial Hardship	
Total Project Cost	\$ 3,097,450.00

HISTORY OF PROJECT COST AND APPORTIONMENT

	Fund Code	Proposition	Previously Authorized	Authorized This Action	Unfunded Approval This Action
<u>State Share</u>					
Modernization/Additional Grant	951-570	51	\$	\$ 1,837,713.00	\$ 1,837,713.00
Modernization/Additional Grant	955-570	55		12,000.00	12,000.00
Modernization/Additional Grant	947-570	47		8,757.00	8,757.00
<u>District Share</u>					
Cash Contribution				1,238,980.00	
Total			\$	\$ 3,097,450.00	\$ 1,858,470.00

Funding Sources: Proposition 47 Bonds/2002-Nov.; Proposition 55 Bonds/2004-Mar.; Proposition 51 Bonds/2016-Nov.
 Pursuant to the Board's action on March 11, 2009, this application has been approved and placed on the Unfunded List.
 This approval does not constitute a guarantee or commitment of future State funding.

The District shall ensure that it is in compliance with all applicable laws, regulations and certifications it made on the program forms.

The District has certified it is enforcing a Labor Compliance Program (LCP). Please be advised this project has been apportioned with funds that require a LCP pursuant to Labor Code Section 1771.7.

Based on the Board's action on June 5, 2017, this project is subject to the Grant Agreement submittal pursuant to School Facility Program Regulation Section 1859.90.4.

The District is responsible for ensuring that the project is compliant with Prevailing Wage Monitoring and/or Labor Compliance Program requirements at the time construction contracts are executed and/or construction commenced.

SCHOOL DISTRICT DATA

Application No: 50/65755-00-007	County: Merced
School District: Los Banos Unified	School Name: Mercey Springs Elementary

PROJECT DATA

Type of Project: Elementary School

K-6: 350

7-8:

9-12:

Non-Severe:

Severe:

Application Filing Basis: District Wide

Number of Classrooms: 14

Master Acres: 10.2

Existing Acres:

Proposed Acres: 10

Recommended Acres: 5.7

Facility Hardship (a): No

Financial Hardship Requested: No

Alternative Education School: No

Addition to Existing Site: No

Core Facilities: Multi-Purpose/Kitchen,
Library/Media Center,
Administration, Toilet

ADJUSTED GRANT DATA

New Construction Grant	\$	3,886,400.00
Fire Detection Alarm		4,550.00
Prevailing Wage Monitoring		6,497.00
Site Acquisition		481,713.00
Service Site		344,058.00
Off-Site		37,721.00
Utilities		28,754.00
General Site		414,187.00
Total State Share (50%)		5,203,880.00
District Share (50%)		5,203,880.00
Total Project Cost	\$	10,407,760.00

PROJECT FINANCING

State Share

This Project \$ 5,203,880.00

District Share

Cash Contribution 5,203,880.00

Financial Hardship

Total Project Cost \$ 10,407,760.00

HISTORY OF PROJECT COST AND APPORTIONMENT

	Fund Code	Proposition	Previously Authorized	Authorized This Action		Unfunded Approval This Action
<u>State Share</u>						
New Construction/Add. Grant	951-500	51	\$	\$ 5,203,880.00	\$	5,203,880.00
<u>District Share</u>						
Cash Contribution				5,203,880.00		
Total			\$	10,407,760.00	\$	5,203,880.00

Funding Source: Proposition 51 Bonds/2016-Nov.

Pursuant to the Board's action on March 11, 2009, this application has been approved and placed on the Unfunded List. This approval does not constitute a guarantee or commitment of future State funding.

The District shall ensure that it is in compliance with all applicable laws, regulations and certifications it made on the program forms.

Based on the Board's action on June 5, 2017, this project is subject to the Grant Agreement submittal pursuant to School Facility Program Regulation Section 1859.90.4.

The District is responsible for ensuring that the project is compliant with Prevailing Wage Monitoring and/or Labor Compliance Program requirements at the time construction contracts are executed and/or construction commenced.

SCHOOL DISTRICT DATA

Application No: 57/10561-00-001 County: Ventura
 School District: Ventura County Office Of Education School Name: Douglas Penfield School

PROJECT DATA

Type of Project: Elementary School Application Filing Basis: Site Specific
 Pupils Assigned Under 50 Yrs: K-6:
 7-8:
 9-12:
 Non-Severe:
 Severe: 56
 Financial Hardship Requested: Yes Recommended Acres: 2.2
 Alternative Education School: No Existing Acres: 1.64

ADJUSTED GRANT DATA

Modernization Grant - Under 50 Yrs	\$ 754,600.00
Fire Detection Alarm	21,168.00
Prevailing Wage Monitoring	2,684.00
Small Size Project	90,552.00
Accessibility/Fire Code Req.	<u>207,282.00</u>
Total State Share (60%)	1,076,286.00
District Share (40%)	<u>717,524.00</u>
Total Project Cost	<u>\$ 1,793,810.00</u>

PROJECT FINANCING

<u>State Share</u>	
This Project	\$ 1,076,286.00
<u>District Share</u>	
Cash Contribution	717,524.00
Financial Hardship	<u>717,524.00</u>
Total Project Cost	<u>\$ 1,793,810.00</u>

HISTORY OF PROJECT COST AND APPORTIONMENT

	Fund Code	Proposition	Previously Authorized	Authorized This Action	Unfunded Approval This Action
<u>State Share</u>					
Modernization/Additional Grant	057-570	1D	\$ 122,753.00	\$	\$
Modernization/Additional Grant	951-570	51		953,533.00	953,533.00
<u>District Share</u>					
Cash Contribution					
Financial Hardship	057-570	1D	81,835.00		
Financial Hardship	951-570	51		<u>635,689.00</u>	<u>635,689.00</u>
Total			<u>\$ 204,588.00</u>	<u>\$ 1,589,222.00</u>	<u>\$ 1,589,222.00</u>

Funding Sources: Proposition 1D Bonds/2006-Nov.; Proposition 51 Bonds/2016-Nov.

Pursuant to the Board's action on March 11, 2009, this application has been approved and placed on the Unfunded List. This approval does not constitute a guarantee or commitment of future State funding.

Amounts shown for financial hardship assistance are subject to adjustment as a result of a review of the District's financial records pursuant to Regulation Section 1859.81(a) at the time of apportionment.

Based on the Board's action on June 5, 2017, this project is subject to the Grant Agreement submittal pursuant to School Facility Program Regulation Section 1859.90.4.

The District is responsible for ensuring that the project is compliant with Prevailing Wage Monitoring and/or Labor Compliance Program requirements at the time construction contracts are executed and/or construction commenced.

SCHOOL DISTRICT DATA

Application No: 57/71290-00-007 County: Stanislaus
 School District: Sylvan Union Elementary School Name: Sherwood Elementary

PROJECT DATA

Type of Project: Elementary School Application Filing Basis: Site Specific
 Pupils Assigned Under 50 Yrs: K-6: 534
 7-8:
 9-12:
 Non-Severe:
 Severe: 20
 Financial Hardship Requested: No Recommended Acres: 9.9
 Alternative Education School: No Existing Acres: 10.12

ADJUSTED GRANT DATA

Modernization Grant - Under 50 Yrs	\$ 2,527,252.00
Fire Detection Alarm	80,718.00
Prevailing Wage Monitoring	4,026.00
Accessibility/Fire Code Req.	75,818.00
Total State Share (60%)	2,687,814.00
District Share (40%)	1,791,876.00
Total Project Cost	<u>\$ 4,479,690.00</u>

PROJECT FINANCING

<u>State Share</u>	
This Project	\$ 2,687,814.00
<u>District Share</u>	
Cash Contribution	1,791,876.00
Financial Hardship	
Total Project Cost	<u>\$ 4,479,690.00</u>

HISTORY OF PROJECT COST AND APPORTIONMENT

	Fund Code	Proposition	Previously Authorized	Authorized This Action	Unfunded Approval This Action
<u>State Share</u>					
Modernization/Additional Grant	951-570	51	\$	\$ 2,687,814.00	\$ 2,687,814.00
<u>District Share</u>					
Cash Contribution				1,791,876.00	
Total			\$	<u>\$ 4,479,690.00</u>	<u>\$ 2,687,814.00</u>

Funding Source: Proposition 51 Bonds/2016-Nov.

Pursuant to the Board's action on March 11, 2009, this application has been approved and placed on the Unfunded List. This approval does not constitute a guarantee or commitment of future State funding.

The District shall ensure that it is in compliance with all applicable laws, regulations and certifications it made on the program forms requirements. Districts are still required to notify DIR within five days of initial contract award pursuant to LC Section 1773.3(a)(1).

The District is responsible for ensuring that the project is compliant with Prevailing Wage Monitoring and/or Labor Compliance Program requirements at the time construction contracts are executed and/or construction commenced.

Based on the Board's action on June 5, 2017, this project is subject to the Grant Agreement submittal pursuant to School Facility Program Regulation Section 1859.90.4.

SCHOOL DISTRICT DATA

Application No: 57/68700-00-002 County: San Luis Obispo
School District: Atascadero Unified School Name: Monterey Road Elementary

PROJECT DATA

Type of Project: Elementary School Application Filing Basis: Site Specific
Pupils Assigned Under 50 Yrs: K-6: 319 Pupils Assigned Over 50 Yrs: K-6: 240
7-8: 9-12: Non-Severe: 3 Severe: 4
Financial Hardship Requested: No Recommended Acres: 9.6
Alternative Education School: No Existing Acres: 11.8

ADJUSTED GRANT DATA

Table with 2 columns: Item, Amount. Rows include Modernization Grant - Under 50 Yrs, Modernization Grant - Over 50 Yrs, Fire Detection Alarm, Prevailing Wage Monitoring, Accessibility/Fire Code Req., Total State Share (60%), District Share (40%), Total Project Cost.

PROJECT FINANCING

Table with 2 columns: Item, Amount. Rows include State Share, This Project, District Share, Cash Contribution, Financial Hardship, Total Project Cost.

HISTORY OF PROJECT COST AND APPORTIONMENT

Table with 5 columns: Item, Fund Code, Proposition, Previously Authorized, Authorized This Action, Unfunded Approval This Action. Rows include State Share, Modernization/Additional Grant, District Share, Cash Contribution, Total.

Funding Source: Proposition 51 Bonds/2016-Nov.

Pursuant to the Board's action on March 11, 2009, this application has been approved and placed on the Unfunded List. This approval does not constitute a guarantee or commitment of future State funding.

The District shall ensure that it is in compliance with all applicable laws, regulations and certifications it made on the program forms.

Based on the Board's action on June 5, 2017, this project is subject to the Grant Agreement submittal pursuant to School Facility Program Regulation Section 1859.90.4.

The District is responsible for ensuring that the project is compliant with Prevailing Wage Monitoring and/or Labor Compliance Program requirements at the time construction contracts are executed and/or construction commenced.

SCHOOL DISTRICT DATA

Application No: 57/67868-00-007	County: San Bernardino
School District: Rim Of The World Unified	School Name: Rim Of The World Senior High

PROJECT DATA

Type of Project:	High School	Application Filing Basis:	Site Specific
Pupils Assigned Under 50 Yrs:			
K-6:			
7-8:			
9-12:	700		
Non-Severe:			
Severe:			
Financial Hardship Requested:	No	Recommended Acres:	38.4
Alternative Education School:	No	Existing Acres:	40

ADJUSTED GRANT DATA

Modernization Grant - Under 50 Yrs	\$ 4,098,500.00
Accessibility/Fire Code Req.	122,955.00
Total State Share (60%)	4,221,455.00
District Share (40%)	2,814,303.00
Total Project Cost	<u>\$ 7,035,758.00</u>

PROJECT FINANCING

State Share	
This Project	\$ 4,221,455.00
District Share	
Cash Contribution	2,814,303.00
Financial Hardship	
Total Project Cost	<u>\$ 7,035,758.00</u>

HISTORY OF PROJECT COST AND APPORTIONMENT

	Fund Code	Proposition	Previously Authorized	Authorized This Action	Unfunded Approval This Action
State Share					
Modernization/Additional Grant	951-570	51	\$	\$ 4,221,455.00	\$ 4,221,455.00
District Share					
Cash Contribution				2,814,303.00	
Total			\$	<u>\$ 7,035,758.00</u>	<u>\$ 4,221,455.00</u>

Funding Source: Proposition 51 Bonds/2016-Nov.

Pursuant to the Board's action on March 11, 2009, this application has been approved and placed on the Unfunded List. This approval does not constitute a guarantee or commitment of future State funding.

The District shall ensure that it is in compliance with all applicable laws, regulations and certifications it made on the program forms.

The District is responsible for ensuring that the project is compliant with Prevailing Wage Monitoring and/or Labor Compliance Program requirements at the time construction contracts are executed and/or construction commenced.

Pursuant to Education Code Section 17070.50, a valid California Department of Education approval must be obtained for the project prior to receiving an Apportionment. Otherwise, the project will receive an occurrence of non-participation pursuant to School Facility Program Regulation Section 1859.90.3.

Based on the Board's action on June 5, 2017, this project is subject to the Grant Agreement submittal pursuant to School Facility Program Regulation Section 1859.90.4.

SCHOOL DISTRICT DATA

Application No: 57/71035-00-002 County: Sonoma
 School District: Wright Elementary School Name: Wright Charter

PROJECT DATA

Type of Project: Elementary School Application Filing Basis: Site Specific
 Pupils Assigned Under 50 Yrs: K-6: 404
 7-8:
 9-12:
 Non-Severe: 22
 Severe:
 Financial Hardship Requested: No Recommended Acres: 14.3
 Alternative Education School: No Existing Acres: 11.05

ADJUSTED GRANT DATA

Modernization Grant - Under 50 Yrs	\$ 1,906,442.00
Project Assistance	3,621.00
Fire Detection Alarm	60,914.00
Prevailing Wage Monitoring	3,042.00
Accessibility/Fire Code Req.	57,193.00
Total State Share (60%)	2,031,212.00
District Share (40%)	1,354,141.00
Total Project Cost	\$ 3,385,353.00

PROJECT FINANCING

<u>State Share</u>	
This Project	\$ 2,031,212.00
<u>District Share</u>	
Cash Contribution	1,354,141.00
Financial Hardship	
Total Project Cost	\$ 3,385,353.00

HISTORY OF PROJECT COST AND APPORTIONMENT

	Fund Code	Proposition	Previously Authorized	Authorized This Action	Unfunded Approval This Action
<u>State Share</u>					
Modernization/Additional Grant	951-570	51	\$	\$ 2,031,212.00	\$ 2,031,212.00
<u>District Share</u>					
Cash Contribution				1,354,141.00	
Total			\$	\$ 3,385,353.00	\$ 2,031,212.00

Funding Source: Proposition 51 Bonds/2016-Nov.

Pursuant to the Board's action on March 11, 2009, this application has been approved and placed on the Unfunded List. This approval does not constitute a guarantee or commitment of future State funding.

The District shall ensure that it is in compliance with all applicable laws, regulations and certifications it made on the program forms.

Based on the Board's action on June 5, 2017, this project is subject to the Grant Agreement submittal pursuant to School Facility Program Regulation Section 1859.90.4.

The District is responsible for ensuring that the project is compliant with Prevailing Wage Monitoring and/or Labor Compliance Program requirements at the time construction contracts are executed and/or construction commenced.

SCHOOL DISTRICT DATA

Application No: 50/75242-02-001
 School District: Val Verde Unified
 High School Attendance Area: Orange Vista

County: Riverside
 School Name: Southeast High

PROJECT DATA

Type of Project: High School
 K-6:
 7-8:
 9-12: 324
 Non-Severe:
 Severe:
 Application Filing Basis: High School Attendance Area
 Number of Classrooms: 12
 Master Acres: 68.3
 Existing Acres: 57.83
 Proposed Acres:
 Recommended Acres: 68.3
 Facility Hardship (a): No
 Financial Hardship Requested: No
 Alternative Education School: No
 Addition to Existing Site: Yes

ADJUSTED GRANT DATA

New Construction Grant	\$	4,841,856.00
Fire Detection Alarm		9,720.00
Sprinkler System		74,520.00
Service Site		4,609.00
Utilities		61,300.00
Total State Share (50%)		4,992,005.00
District Share (50%)		4,992,005.00
Total Project Cost	\$	<u>9,984,010.00</u>

PROJECT FINANCING

State Share
 This Project \$ 4,992,005.00
District Share
 Cash Contribution 4,992,005.00
 Financial Hardship
 Total Project Cost \$ 9,984,010.00

HISTORY OF PROJECT COST AND APPORTIONMENT

	Fund Code	Proposition	Previously Authorized	Authorized This Action	Unfunded Approval This Action
<u>State Share</u>					
New Construction/Add. Grant	951-500	51	\$	\$ 4,992,005.00	\$ 4,992,005.00
<u>District Share</u>					
Cash Contribution				4,992,005.00	
Total			\$	<u>9,984,010.00</u>	<u>4,992,005.00</u>

Funding Source: Proposition 51 Bonds/2016-Nov.

Pursuant to the Board's action on March 11, 2009, this application has been approved and placed on the Unfunded List. This approval does not constitute a guarantee or commitment of future State funding.

The District shall ensure that it is in compliance with all applicable laws, regulations and certifications it made on the program forms.

The District is responsible for ensuring that the project is compliant with Prevailing Wage Monitoring and/or Labor Compliance Program requirements at the time construction contracts are executed and/or construction commenced.

Based on the Board's action on June 5, 2017, this project is subject to the Grant Agreement submittal pursuant to School Facility Program Regulation Section 1859.90.4.

SCHOOL DISTRICT DATA

Application No: 50/75242-02-002	County: Riverside
School District: Val Verde Unified	School Name: Southeast High
High School Attendance Area: Orange Vista	

PROJECT DATA

Type of Project:	High School
K-6:	
7-8:	
9-12:	837
Non-Severe:	
Severe:	
Application Filing Basis:	High School Attendance Area
Number of Classrooms:	31
Master Acres:	68.3
Existing Acres:	57.83
Proposed Acres:	
Recommended Acres:	68.3
Facility Hardship (a):	No
Financial Hardship Requested:	No
Alternative Education School:	No
Addition to Existing Site:	Yes

ADJUSTED GRANT DATA

New Construction Grant	\$	12,508,128.00
Fire Detection Alarm		25,110.00
Sprinkler System		192,510.00
Service Site		45,473.00
Utilities		62,995.00
Total State Share (50%)		12,834,216.00
District Share (50%)		12,834,216.00
Total Project Cost	\$	25,668,432.00

PROJECT FINANCING

State Share	
This Project	\$ 12,834,216.00
District Share	
Cash Contribution	12,834,216.00
Financial Hardship	
Total Project Cost	\$ 25,668,432.00

HISTORY OF PROJECT COST AND APPORTIONMENT

	Fund Code	Proposition	Previously Authorized	Authorized This Action	Unfunded Approval This Action
State Share					
New Construction/Add. Grant	951-500	51	\$	\$ 12,834,216.00	\$ 12,834,216.00
District Share					
Cash Contribution				12,834,216.00	
Total			\$	\$ 25,668,432.00	\$ 12,834,216.00

Funding Source: Proposition 51 Bonds/2016-Nov.

Pursuant to the Board's action on March 11, 2009, this application has been approved and placed on the Unfunded List. This approval does not constitute a guarantee or commitment of future State funding.

The District shall ensure that it is in compliance with all applicable laws, regulations and certifications it made on the program forms.

Based on the Board's action on June 5, 2017, this project is subject to the Grant Agreement submittal pursuant to School Facility Program Regulation Section 1859.90.4.

The District is responsible for ensuring that the project is compliant with Prevailing Wage Monitoring and/or Labor Compliance Program requirements at the time construction contracts are executed and/or construction commenced.

SCHOOL DISTRICT DATA

Application No: 57/66647-00-034	County: Orange
School District: Placentia-Yorba Linda Unified	School Name: Valencia High

PROJECT DATA

Type of Project: High School	Application Filing Basis: Site Specific
Pupils Assigned Under 50 Yrs:	
K-6:	
7-8:	
9-12: 63	
Non-Severe:	
Severe: 1	
Financial Hardship Requested: No	Recommended Acres: 60.8
Alternative Education School: No	Existing Acres: 36.4

ADJUSTED GRANT DATA

Modernization Grant - Under 50 Yrs	\$ 382,340.00
Fire Detection Alarm	9,009.00
Prevailing Wage Monitoring	770.00
Small Size Project	45,881.00
Urban/Security/Impacted Site	64,376.00
Accessibility/Fire Code Req.	11,470.00
Total State Share (60%)	513,846.00
District Share (40%)	342,564.00
Total Project Cost	<u>\$ 856,410.00</u>

PROJECT FINANCING

<u>State Share</u>	
This Project	\$ 513,846.00
<u>District Share</u>	
Cash Contribution	342,564.00
Financial Hardship	
Total Project Cost	<u>\$ 856,410.00</u>

HISTORY OF PROJECT COST AND APPORTIONMENT

	Fund Code	Proposition	Previously Authorized	Authorized This Action	Unfunded Approval This Action
<u>State Share</u>					
Modernization/Additional Grant	951-570	51	\$	\$ 513,846.00	\$ 513,846.00
<u>District Share</u>					
Cash Contribution				342,564.00	
Total			\$	<u>\$ 856,410.00</u>	<u>\$ 513,846.00</u>

Funding Source: Proposition 51 Bonds/2016-Nov.
Pursuant to the Board's action on March 11, 2009, this application has been approved and placed on the Unfunded List. This approval does not constitute a guarantee or commitment of future State funding.

The District shall ensure that it is in compliance with all applicable laws, regulations and certifications it made on the program forms.

Based on the Board's action on June 5, 2017, this project is subject to the Grant Agreement submittal pursuant to School Facility Program Regulation Section 1859.90.4.

The District is responsible for ensuring that the project is compliant with Prevailing Wage Monitoring and/or Labor Compliance Program requirements at the time construction contracts are executed and/or construction commenced.

SCHOOL DISTRICT DATA

Application No: 57/67058-00-016 County: Riverside
 School District: Desert Sands Unified School Name: Palm Desert Middle

PROJECT DATA

Type of Project: Middle School Application Filing Basis: Site Specific
 Pupils Assigned Under 50 Yrs: K-6: 85
 7-8: 85
 9-12: 14
 Non-Severe: 14
 Severe:
 Financial Hardship Requested: No Recommended Acres: 19.9
 Alternative Education School: No Existing Acres: 20

ADJUSTED GRANT DATA

Modernization Grant - Under 50 Yrs	\$ 506,330.00
Fire Detection Alarm	15,187.00
Prevailing Wage Monitoring	941.00
Geographic Index Factor 5 %	29,873.00
Small Size Project	60,760.00
Accessibility/Fire Code Req.	15,190.00
Total State Share (60%)	628,281.00
District Share (40%)	418,854.00
Total Project Cost	<u>\$ 1,047,135.00</u>

PROJECT FINANCING

<u>State Share</u>	
This Project	\$ 628,281.00
<u>District Share</u>	
Cash Contribution	418,854.00
Financial Hardship	
Total Project Cost	<u>\$ 1,047,135.00</u>

HISTORY OF PROJECT COST AND APPORTIONMENT

	Fund Code	Proposition	Previously Authorized	Authorized This Action	Unfunded Approval This Action
<u>State Share</u>					
Modernization/Additional Grant	951-570	51	\$	\$ 628,281.00	\$ 628,281.00
<u>District Share</u>					
Cash Contribution				418,854.00	
Total			\$	<u>\$ 1,047,135.00</u>	<u>\$ 628,281.00</u>

Funding Source: Proposition 51 Bonds/2016-Nov.
 Pursuant to the Board's action on March 11, 2009, this application has been approved and placed on the Unfunded List.
 This approval does not constitute a guarantee or commitment of future State funding.

The District shall ensure that it is in compliance with all applicable laws, regulations and certifications it made on the program forms.

Based on the Board's action on June 5, 2017, this project is subject to the Grant Agreement submittal pursuant to School Facility Program Regulation Section 1859.90.4.

The District is responsible for ensuring that the project is compliant with Prevailing Wage Monitoring and/or Labor Compliance Program requirements at the time construction contracts are executed and/or construction commenced.

SCHOOL DISTRICT DATA

Application No: 50/75242-02-003
 School District: Val Verde Unified
 High School Attendance Area: Orange Vista

County: Riverside
 School Name: Southeast High

PROJECT DATA

Type of Project: High School
 K-6:
 7-8:
 9-12: 54
 Non-Severe:
 Severe:
 Application Filing Basis: High School Attendance Area
 Number of Classrooms: 2
 Master Acres: 68.3
 Existing Acres: 57.83
 Proposed Acres:
 Recommended Acres: 68.3
 Facility Hardship (a): No
 Financial Hardship Requested: No
 Alternative Education School: No
 Addition to Existing Site: Yes

ADJUSTED GRANT DATA

New Construction Grant	\$	806,976.00
Fire Detection Alarm		1,620.00
Sprinkler System		12,420.00
Service Site		69,310.00
Utilities		123,071.00
Small Size Project		96,837.00
Total State Share (50%)		1,110,234.00
District Share (50%)		1,110,234.00
Total Project Cost	\$	<u>2,220,468.00</u>

PROJECT FINANCING

<u>State Share</u>		
This Project	\$	1,110,234.00
<u>District Share</u>		
Cash Contribution		1,110,234.00
Financial Hardship		
Total Project Cost	\$	<u>2,220,468.00</u>

HISTORY OF PROJECT COST AND APPORTIONMENT

	Fund Code	Proposition	Previously Authorized	Authorized This Action	Unfunded Approval This Action
<u>State Share</u>					
New Construction/Add. Grant	951-500	51	\$	\$ 1,110,234.00	\$ 1,110,234.00
<u>District Share</u>					
Cash Contribution				<u>1,110,234.00</u>	
Total			\$	<u>2,220,468.00</u>	<u>1,110,234.00</u>

Funding Source: Proposition 51 Bonds/2016-Nov.

Pursuant to the Board's action on March 11, 2009, this application has been approved and placed on the Unfunded List. This approval does not constitute a guarantee or commitment of future State funding.

The District shall ensure that it is in compliance with all applicable laws, regulations and certifications it made on the program forms.

Based on the Board's action on June 5, 2017, this project is subject to the Grant Agreement submittal pursuant to School Facility Program Regulation Section 1859.90.4.

The District is responsible for ensuring that the project is compliant with Prevailing Wage Monitoring and/or Labor Compliance Program requirements at the time construction contracts are executed and/or construction commenced.

SCHOOL DISTRICT DATA

Application No: 57/72694-00-017 County: Yolo
 School District: Washington Unified School Name: Golden State Junior High

PROJECT DATA

Type of Project: Middle School Application Filing Basis: Site Specific
 Pupils Assigned Under 50 Yrs: K-6: 181
 7-8: 181
 9-12: 181
 Non-Severe:
 Severe:
 Financial Hardship Requested: No Recommended Acres: 14.3
 Alternative Education School: No Existing Acres: 44.7

ADJUSTED GRANT DATA

Modernization Grant - Under 50 Yrs	\$ 809,432.00
Fire Detection Alarm	24,797.00
Prevailing Wage Monitoring	1,578.00
Accessibility/Fire Code Req.	218,103.00
Total State Share (60%)	1,053,910.00
District Share (40%)	702,607.00
Total Project Cost	\$ 1,756,517.00

PROJECT FINANCING

<u>State Share</u>	
This Project	\$ 1,053,910.00
<u>District Share</u>	
Cash Contribution	702,607.00
Financial Hardship	
Total Project Cost	\$ 1,756,517.00

HISTORY OF PROJECT COST AND APPORTIONMENT

	Fund Code	Proposition	Previously Authorized	Authorized This Action	Unfunded Approval This Action
<u>State Share</u>					
Modernization/Additional Grant	951-570	51	\$	\$ 1,053,910.00	\$ 1,053,910.00
<u>District Share</u>					
Cash Contribution				702,607.00	
Total			\$	\$ 1,756,517.00	\$ 1,053,910.00

Funding Source: Proposition 51 Bonds/2016-Nov.

Pursuant to the Board's action on March 11, 2009, this application has been approved and placed on the Unfunded List. This approval does not constitute a guarantee or commitment of future State funding.

The District shall ensure that it is in compliance with all applicable laws, regulations and certifications it made on the program forms.

The District is responsible for ensuring that the project is compliant with Prevailing Wage Monitoring and/or Labor Compliance Program requirements at the time construction contracts are executed and/or construction commenced.

Based on the Board's action on June 5, 2017, this project is subject to the Grant Agreement submittal pursuant to School Facility Program Regulation Section 1859.90.4.

SCHOOL DISTRICT DATA

Application No: 57/66480-00-005 School District: Cypress Elementary	County: Orange School Name: Arnold (A. E.) Elementary
--	--

PROJECT DATA

Type of Project: Elementary School Pupils Assigned Under 50 Yrs: K-6: 670 7-8: 9-12: Non-Severe: 22 Severe:	Application Filing Basis: Site Specific Financial Hardship Requested: No Alternative Education School: No Recommended Acres: 14.1 Existing Acres: 10.53
--	--

ADJUSTED GRANT DATA

Modernization Grant - Under 50 Yrs	\$ 3,031,090.00
Fire Detection Alarm	97,356.00
Prevailing Wage Monitoring	4,829.00
Accessibility/Fire Code Req.	90,933.00
Total State Share (60%)	3,224,208.00
District Share (40%)	2,149,472.00
Total Project Cost	\$ 5,373,680.00

PROJECT FINANCING

State Share	
This Project	\$ 3,224,208.00
District Share	
Cash Contribution	2,149,472.00
Financial Hardship	
Total Project Cost	\$ 5,373,680.00

HISTORY OF PROJECT COST AND APPORTIONMENT

	Fund Code	Proposition	Previously Authorized	Authorized This Action	Unfunded Approval This Action
State Share					
Modernization/Additional Grant	951-570	51	\$	\$ 3,224,208.00	\$ 3,224,208.00
District Share					
Cash Contribution				2,149,472.00	
Total			\$	\$ 5,373,680.00	\$ 3,224,208.00

Funding Source: Proposition 51 Bonds/2016-Nov.

Pursuant to the Board's action on March 11, 2009, this application has been approved and placed on the Unfunded List. This approval does not constitute a guarantee or commitment of future State funding.

The District shall ensure that it is in compliance with all applicable laws, regulations and certifications it made on the program forms.

Based on the Board's action on June 5, 2017, this project is subject to the Grant Agreement submittal pursuant to School Facility Program Regulation Section 1859.90.4.

The District is responsible for ensuring that the project is compliant with Prevailing Wage Monitoring and/or Labor Compliance Program requirements at the time construction contracts are executed and/or construction commenced.

SCHOOL DISTRICT DATA

Application No: 50/68023-01-001
School District: Chula Vista Elementary
High School Attendance Area: Olympian

County: San Diego
School Name: Otay Village #11

PROJECT DATA

Type of Project: Elementary School
K-6: 750
7-8:
9-12:
Non-Severe:
Severe:
Application Filing Basis: High School Attendance Area
Number of Classrooms: 30
Master Acres: 21.4
Existing Acres:
Proposed Acres: 10.01
Recommended Acres: 13.5
Facility Hardship (a): No
Financial Hardship Requested: No
Alternative Education School: No
Addition to Existing Site: No

ADJUSTED GRANT DATA

New Construction Grant \$ 8,328,000.00
Fire Detection Alarm 9,750.00
Sprinkler System 139,500.00
Multi-Level Constr. 32Crs. 999,360.00
Site Acquisition 1,642,915.00
Service Site 976,540.00
Off-Site 68,486.00
Utilities 39,970.00
General Site 749,507.00
Total State Share (50%) \$ 12,954,028.00
District Share (50%) 12,954,028.00
Total Project Cost \$ 25,908,056.00

PROJECT FINANCING

State Share
This Project \$ 12,954,028.00
District Share
Cash Contribution 12,954,028.00
Financial Hardship
Total Project Cost \$ 25,908,056.00

HISTORY OF PROJECT COST AND APPORTIONMENT

	Fund Code	Proposition	Previously Authorized	Authorized This Action	Unfunded Approval This Action
<u>State Share</u>					
New Construction/Add. Grant	951-500	51	\$	\$ 12,954,028.00	\$ 12,954,028.00
<u>District Share</u>					
Cash Contribution				12,954,028.00	
Total			\$	\$ <u>25,908,056.00</u>	\$ <u>12,954,028.00</u>

Funding Source: Proposition 51 Bonds/2016-Nov.

Pursuant to the Board's action on March 11, 2009, this application has been approved and placed on the Unfunded List. This approval does not constitute a guarantee or commitment of future State funding.

The District shall ensure that it is in compliance with all applicable laws, regulations and certifications it made on the program forms.

The District is responsible for ensuring that the project is compliant with Prevailing Wage Monitoring and/or Labor Compliance Program requirements at the time construction contracts are executed and/or construction commenced.

Based on the Board's action on June 5, 2017, this project is subject to the Grant Agreement submittal pursuant to School Facility Program Regulation Section 1859.90.4.

SCHOOL DISTRICT DATA

Application No: 57/72603-00-032 County: Ventura
 School District: Simi Valley Unified School Name: Mountain View Elementary

PROJECT DATA

Type of Project: Elementary School Application Filing Basis: Site Specific
 Pupils Assigned Under 50 Yrs: K-6: 454
 7-8:
 9-12:
 Non-Severe: 6
 Severe: 33
 Financial Hardship Requested: No Recommended Acres: 7
 Alternative Education School: No Existing Acres: 11.1

ADJUSTED GRANT DATA

Modernization Grant - Under 50 Yrs	\$ 2,418,277.00
Fire Detection Alarm	76,190.00
Accessibility/Fire Code Req.	72,548.00
Total State Share (60%)	2,567,015.00
District Share (40%)	1,711,343.00
Total Project Cost	<u>\$ 4,278,358.00</u>

PROJECT FINANCING

<u>State Share</u>	
This Project	\$ 2,567,015.00
<u>District Share</u>	
Cash Contribution	1,711,343.00
Financial Hardship	
Total Project Cost	<u>\$ 4,278,358.00</u>

HISTORY OF PROJECT COST AND APPORTIONMENT

	Fund Code	Proposition	Previously Authorized	Authorized This Action	Unfunded Approval This Action
<u>State Share</u>					
Modernization/Additional Grant	951-570	51	\$	\$ 2,567,015.00	\$ 2,567,015.00
<u>District Share</u>					
Cash Contribution				1,711,343.00	
Total			\$	<u>\$ 4,278,358.00</u>	<u>\$ 2,567,015.00</u>

Funding Source: Proposition 51 Bonds/2016-Nov.

Pursuant to the Board's action on March 11, 2009, this application has been approved and placed on the Unfunded List. This approval does not constitute a guarantee or commitment of future State funding.

The District shall ensure that it is in compliance with all applicable laws, regulations and certifications it made on the program forms.

Based on the Board's action on June 5, 2017, this project is subject to the Grant Agreement submittal pursuant to School Facility Program Regulation Section 1859.90.4.

The District is responsible for ensuring that the project is compliant with Prevailing Wage Monitoring and/or Labor Compliance Program requirements at the time construction contracts are executed and/or construction commenced.

SCHOOL DISTRICT DATA

Application No: 50/73999-00-007
 School District: Kerman Unified

County: Fresno
 School Name: Kerman High

PROJECT DATA

Type of Project: High School
 K-6:
 7-8:
 9-12: 16
 Non-Severe:
 Severe:
 Application Filing Basis: District Wide
 Number of Classrooms: 2
 Master Acres: 36.9
 Existing Acres: 28.6
 Proposed Acres:
 Recommended Acres: 38.9
 Facility Hardship (a): No
 Financial Hardship Requested: No
 Alternative Education School: No
 Addition to Existing Site: Yes

ADJUSTED GRANT DATA

New Construction Grant	\$	239,104.00
Prevailing Wage Monitoring		299.00
Total State Share (50%)		239,403.00
District Share (50%)		239,403.00
Total Project Cost	\$	<u>478,806.00</u>

PROJECT FINANCING

State Share
 This Project \$ 239,403.00
District Share
 Cash Contribution 239,403.00
 Financial Hardship
 Total Project Cost \$ 478,806.00

HISTORY OF PROJECT COST AND APPORTIONMENT

	Fund Code	Proposition	Previously Authorized	Authorized This Action		Unfunded Approval This Action
<u>State Share</u>						
New Construction/Add. Grant	951-500	51	\$	\$ 239,403.00	\$	239,403.00
<u>District Share</u>						
Cash Contribution				239,403.00		
Total			\$	<u>478,806.00</u>	\$	<u>239,403.00</u>

Funding Source: Proposition 51 Bonds/2016-Nov.

Pursuant to the Board's action on March 11, 2009, this application has been approved and placed on the Unfunded List. This approval does not constitute a guarantee or commitment of future State funding.

The District shall ensure that it is in compliance with all applicable laws, regulations and certifications it made on the program forms.

The District is responsible for ensuring that the project is compliant with Prevailing Wage Monitoring and/or Labor Compliance Program requirements at the time construction contracts are executed and/or construction commenced.

Based on the Board's action on June 5, 2017, this project is subject to the Grant Agreement submittal pursuant to School Facility Program Regulation Section 1859.90.4.

SCHOOL DISTRICT DATA

Application No: 57/63974-00-003 County: Kings
 School District: Lemoore Union Elementary School Name: Meadow Lane Elementary

PROJECT DATA

Type of Project: Elementary School Application Filing Basis: Site Specific
 Pupils Assigned Under 50 Yrs: K-6: 175
 7-8:
 9-12:
 Non-Severe:
 Severe:
 Financial Hardship Requested: No Recommended Acres: 9.6
 Alternative Education School: No Existing Acres: 14.9

ADJUSTED GRANT DATA

Modernization Grant - Under 50 Yrs	\$ 739,900.00
Fire Detection Alarm	23,975.00
Small Size Project	29,596.00
Accessibility/Fire Code Req.	22,197.00
Total State Share (60%)	815,668.00
District Share (40%)	543,779.00
Total Project Cost	\$ 1,359,447.00

PROJECT FINANCING

<u>State Share</u>	
This Project	\$ 815,668.00
<u>District Share</u>	
Cash Contribution	543,779.00
Financial Hardship	
Total Project Cost	\$ 1,359,447.00

HISTORY OF PROJECT COST AND APPORTIONMENT

	Fund Code	Proposition	Previously Authorized	Authorized This Action	Unfunded Approval This Action
<u>State Share</u>					
Modernization/Additional Grant	951-570	51	\$	\$ 815,668.00	\$ 815,668.00
<u>District Share</u>					
Cash Contribution				543,779.00	
Total			\$	\$ 1,359,447.00	\$ 815,668.00

Funding Source: Proposition 51 Bonds/2016-Nov.

Pursuant to the Board's action on March 11, 2009, this application has been approved and placed on the Unfunded List. This approval does not constitute a guarantee or commitment of future State funding.

The District shall ensure that it is in compliance with all applicable laws, regulations and certifications it made on the program forms.

The District is responsible for ensuring that the project is compliant with Prevailing Wage Monitoring and/or Labor Compliance Program requirements at the time construction contracts are executed and/or construction commenced.

Based on the Board's action on June 5, 2017, this project is subject to the Grant Agreement submittal pursuant to School Facility Program Regulation Section 1859.90.4.

SCHOOL DISTRICT DATA

Application No: 57/63974-00-004 County: Kings
 School District: Lemoore Union Elementary School Name: Engvall (P.W.) Elementary

PROJECT DATA

Type of Project: Elementary School Application Filing Basis: Site Specific
 Pupils Assigned Under 50 Yrs: K-6: 615
 7-8:
 9-12:
 Non-Severe:
 Severe:
 Financial Hardship Requested: No Recommended Acres: 11.1
 Alternative Education School: No Existing Acres: 12.1

ADJUSTED GRANT DATA

Modernization Grant - Under 50 Yrs	\$ 2,600,220.00
Fire Detection Alarm	84,255.00
Prevailing Wage Monitoring	4,144.00
Accessibility/Fire Code Req.	78,007.00
Total State Share (60%)	2,766,626.00
District Share (40%)	1,844,417.00
Total Project Cost	<u>\$ 4,611,043.00</u>

PROJECT FINANCING

<u>State Share</u>	
This Project	\$ 2,766,626.00
<u>District Share</u>	
Cash Contribution	1,844,417.00
Financial Hardship	
Total Project Cost	<u>\$ 4,611,043.00</u>

HISTORY OF PROJECT COST AND APPORTIONMENT

	Fund Code	Proposition	Previously Authorized	Authorized This Action	Unfunded Approval This Action
<u>State Share</u>					
Modernization/Additional Grant	951-570	51	\$	\$ 2,766,626.00	\$ 2,766,626.00
<u>District Share</u>					
Cash Contribution				1,844,417.00	
Total			\$	<u>\$ 4,611,043.00</u>	<u>\$ 2,766,626.00</u>

Funding Source: Proposition 51 Bonds/2016-Nov.

Pursuant to the Board's action on March 11, 2009, this application has been approved and placed on the Unfunded List. This approval does not constitute a guarantee or commitment of future State funding.

The District is responsible for ensuring that the project is compliant with Prevailing Wage Monitoring and/or Labor Compliance Program requirements at the time construction contracts are executed and/or construction commenced.

Based on the Board's action on June 5, 2017, this project is subject to the Grant Agreement submittal pursuant to School Facility Program Regulation Section 1859.90.4.

The District shall ensure that it is in compliance with all applicable laws, regulations and certifications it made on the program forms.

SCHOOL DISTRICT DATA

Application No: 57/76786-00-001	County: Santa Barbara
School District: Santa Barbara Unified	School Name: Santa Barbara Senior High

PROJECT DATA

Type of Project:	High School	Application Filing Basis:	Site Specific
Pupils Assigned Under 50 Yrs:			
K-6:			
7-8:			
9-12:	33		
Non-Severe:			
Severe:	32		
Financial Hardship Requested:	No	Recommended Acres:	55.2
Alternative Education School:	No	Existing Acres:	37.43

ADJUSTED GRANT DATA

Modernization Grant - Under 50 Yrs	\$ 624,415.00
Fire Detection Alarm	16,617.00
Small Size Project	74,930.00
Accessibility/Fire Code Req.	18,732.00
Total State Share (60%)	734,694.00
District Share (40%)	489,796.00
Total Project Cost	\$ 1,224,490.00

PROJECT FINANCING

State Share	
This Project	\$ 734,694.00
District Share	
Cash Contribution	489,796.00
Financial Hardship	
Total Project Cost	\$ 1,224,490.00

HISTORY OF PROJECT COST AND APPORTIONMENT

	Fund Code	Proposition	Previously Authorized	Authorized This Action	Unfunded Approval This Action
State Share					
Modernization/Additional Grant	951-570	51	\$	\$ 734,694.00	\$ 734,694.00
District Share					
Cash Contribution				489,796.00	
Total			\$	\$ 1,224,490.00	\$ 734,694.00

Funding Source: Proposition 51 Bonds/2016-Nov.

Pursuant to the Board's action on March 11, 2009, this application has been approved and placed on the Unfunded List. This approval does not constitute a guarantee or commitment of future State funding.

The District shall ensure that it is in compliance with all applicable laws, regulations and certifications it made on the program forms.

Based on the Board's action on June 5, 2017, this project is subject to the Grant Agreement submittal pursuant to School Facility Program Regulation Section 1859.90.4.

The District is responsible for ensuring that the project is compliant with Prevailing Wage Monitoring and/or Labor Compliance Program requirements at the time construction contracts are executed and/or construction commenced.

SCHOOL DISTRICT DATA

Application No: 50/61176-00-004
 School District: Fremont Unified

County: Alameda
 School Name: Mission San Jose High

PROJECT DATA

Type of Project: High School
 K-6:
 7-8:
 9-12: 121
 Non-Severe: 52
 Severe:
 Application Filing Basis: District Wide
 Number of Classrooms: 10
 Master Acres: 59.1
 Existing Acres: 42.4
 Proposed Acres:
 Recommended Acres: 53.5
 Facility Hardship (a): No
 Financial Hardship Requested: No
 Alternative Education School: No
 Addition to Existing Site: Yes

ADJUSTED GRANT DATA

New Construction Grant	\$	2,893,308.00
Fire Detection Alarm		5,658.00
Prevailing Wage Monitoring		4,489.00
Multi-Level Constr.	10Crs.	347,197.00
Service Site		280,911.00
Utilities		63,833.00
Total State Share (50%)		3,595,396.00
District Share (50%)		3,595,396.00
Total Project Cost	\$	7,190,792.00

PROJECT FINANCING

State Share
 This Project \$ 3,595,396.00
District Share
 Cash Contribution 3,595,396.00
 Financial Hardship
 Total Project Cost \$ 7,190,792.00

HISTORY OF PROJECT COST AND APPORTIONMENT

	Fund Code	Proposition	Previously Authorized	Authorized This Action	Unfunded Approval This Action
<u>State Share</u>					
New Construction/Add. Grant	951-500	51	\$	\$ 3,595,396.00	\$ 3,595,396.00
<u>District Share</u>					
Cash Contribution				3,595,396.00	
Total			\$	7,190,792.00	\$ 3,595,396.00

Funding Source: Proposition 51 Bonds/2016-Nov.

Pursuant to the Board's action on March 11, 2009, this application has been approved and placed on the Unfunded List. This approval does not constitute a guarantee or commitment of future State funding.

The District shall ensure that it is in compliance with all applicable laws, regulations and certifications it made on the program forms.

Based on the Board's action on June 5, 2017, this project is subject to the Grant Agreement submittal pursuant to School Facility Program Regulation Section 1859.90.4.

The District is responsible for ensuring that the project is compliant with Prevailing Wage Monitoring and/or Labor Compliance Program requirements at the time construction contracts are executed and/or construction commenced.

SCHOOL DISTRICT DATA

Application No: 57/68866-00-011 County: San Mateo
 School District: Belmont-Redwood Shores Elementary School Name: Nesbit Elementary

PROJECT DATA

Type of Project: Elementary School Application Filing Basis: Site Specific
 Pupils Assigned Over 50 Years: K-6: 143
 7-8:
 9-12:
 Non-Severe:
 Severe:
 Financial Hardship Requested: No Recommended Acres: 7
 Alternative Education School: No Existing Acres: 11.65

ADJUSTED GRANT DATA

Modernization Grant - Over 50 Yrs	\$ 839,982.00
Fire Detection Alarm	19,591.00
Prevailing Wage Monitoring	1,721.00
Small Size Project	33,599.00
Accessibility/Fire Code Req.	254,108.00
Total State Share (60%)	1,149,001.00
District Share (40%)	766,001.00
Total Project Cost	\$ 1,915,002.00

PROJECT FINANCING

<u>State Share</u>	
This Project	\$ 1,149,001.00
<u>District Share</u>	
Cash Contribution	766,001.00
Financial Hardship	
Total Project Cost	\$ 1,915,002.00

HISTORY OF PROJECT COST AND APPORTIONMENT

	Fund Code	Proposition	Previously Authorized	Authorized This Action	Unfunded Approval This Action
<u>State Share</u>					
Modernization/Additional Grant	951-570	51	\$	\$ 1,149,001.00	\$ 1,149,001.00
<u>District Share</u>					
Cash Contribution				766,001.00	
Total			\$	\$ 1,915,002.00	\$ 1,149,001.00

Funding Source: Proposition 51 Bonds/2016-Nov.

Pursuant to the Board's action on March 11, 2009, this application has been approved and placed on the Unfunded List. This approval does not constitute a guarantee or commitment of future State funding.

The District shall ensure that it is in compliance with all applicable laws, regulations and certifications it made on the program forms.

Based on the Board's action on June 5, 2017, this project is subject to the Grant Agreement submittal pursuant to School Facility Program Regulation Section 1859.90.4.

The District is responsible for ensuring that the project is compliant with Prevailing Wage Monitoring and/or Labor Compliance Program requirements at the time construction contracts are executed and/or construction commenced.

SCHOOL DISTRICT DATA

Application No: 57/76786-00-002 School District: Santa Barbara Unified	County: Santa Barbara School Name: Adelante Charter
---	--

PROJECT DATA

Type of Project: Elementary School Pupils Assigned Under 50 Yrs: K-6: 173 7-8: 9-12: Non-Severe: Severe:	Application Filing Basis: Site Specific Financial Hardship Requested: No Alternative Education School: No Recommended Acres: 5.7 Existing Acres: 9.87
---	--

ADJUSTED GRANT DATA

Modernization Grant - Under 50 Yrs	\$ 731,444.00
Prevailing Wage Monitoring	1,174.00
Small Size Project	29,258.00
Accessibility/Fire Code Req.	21,943.00
Total State Share (60%)	783,819.00
District Share (40%)	522,546.00
Total Project Cost	\$ 1,306,365.00

PROJECT FINANCING

State Share	
This Project	\$ 783,819.00
District Share	
Cash Contribution	522,546.00
Financial Hardship	
Total Project Cost	\$ 1,306,365.00

HISTORY OF PROJECT COST AND APPORTIONMENT

	Fund Code	Proposition	Previously Authorized	Authorized This Action	Unfunded Approval This Action
State Share					
Modernization/Additional Grant	951-570	51	\$	\$ 783,819.00	\$ 783,819.00
District Share					
Cash Contribution				522,546.00	
Total			\$	\$ 1,306,365.00	\$ 783,819.00

Funding Source: Proposition 51 Bonds/2016-Nov.

Pursuant to the Board's action on March 11, 2009, this application has been approved and placed on the Unfunded List. This approval does not constitute a guarantee or commitment of future State funding.

The District shall ensure that it is in compliance with all applicable laws, regulations and certifications it made on the program forms.

Based on the Board's action on June 5, 2017, this project is subject to the Grant Agreement submittal pursuant to School Facility Program Regulation Section 1859.90.4.

The District is responsible for ensuring that the project is compliant with Prevailing Wage Monitoring and/or Labor Compliance Program requirements at the time construction contracts are executed and/or construction commenced.

SCHOOL DISTRICT DATA

Application No: 57/76786-00-003 School District: Santa Barbara Unified	County: Santa Barbara School Name: San Marcos Senior High
---	--

PROJECT DATA

Type of Project: High School Pupils Assigned Under 50 Yrs: K-6: 7-8: 9-12: 1 Non-Severe: 0 Severe: Financial Hardship Requested: No Alternative Education School: No	Application Filing Basis: Site Specific Pupils Assigned Over 50 Yrs: K-6: 7-8: 9-12: 29 Non-Severe: 1 Severe: Recommended Acres: 49.7 Existing Acres: 38.16
---	--

ADJUSTED GRANT DATA

Modernization Grant - Under 50 Yrs	\$ 5,855.00
Modernization Grant - Over 50 Yrs	248,347.00
Prevailing Wage Monitoring	438.00
Small Size Project	30,504.00
Accessibility/Fire Code Req.	7,626.00
Total State Share (60%)	292,770.00
District Share (40%)	195,180.00
Total Project Cost	\$ 487,950.00

PROJECT FINANCING

<u>State Share</u>	
This Project	\$ 292,770.00
<u>District Share</u>	
Cash Contribution	195,180.00
Financial Hardship	
Total Project Cost	\$ 487,950.00

HISTORY OF PROJECT COST AND APPORTIONMENT

	Fund Code	Proposition	Previously Authorized	Authorized This Action	Unfunded Approval This Action
<u>State Share</u>					
Modernization/Additional Grant	951-570	51	\$	\$ 292,770.00	\$ 292,770.00
<u>District Share</u>					
Cash Contribution				195,180.00	
Total			\$	\$ 487,950.00	\$ 292,770.00

Funding Source: Proposition 51 Bonds/2016-Nov.

Pursuant to the Board's action on March 11, 2009, this application has been approved and placed on the Unfunded List. This approval does not constitute a guarantee or commitment of future State funding.

The District shall ensure that it is in compliance with all applicable laws, regulations and certifications it made on the program forms.

Based on the Board's action on June 5, 2017, this project is subject to the Grant Agreement submittal pursuant to School Facility Program Regulation Section 1859.90.4.

The District is responsible for ensuring that the project is compliant with Prevailing Wage Monitoring and/or Labor Compliance Program requirements at the time construction contracts are executed and/or construction commenced.

SCHOOL DISTRICT DATA

Application No: 57/66746-00-017 County: Orange
 School District: Westminster Elementary School Name: Warner Middle

PROJECT DATA

Type of Project: Middle School Application Filing Basis: Site Specific
 Pupils Assigned Under 50 Yrs: K-6: 86
 7-8: 86
 9-12:
 Non-Severe:
 Severe:
 Financial Hardship Requested: No Recommended Acres: 15
 Alternative Education School: No Existing Acres: 15

ADJUSTED GRANT DATA

Modernization Grant - Under 50 Yrs	\$ 384,592.00
Fire Detection Alarm	11,782.00
Prevailing Wage Monitoring	681.00
Small Size Project	46,151.00
Accessibility/Fire Code Req.	11,538.00
Total State Share (60%)	454,744.00
District Share (40%)	303,163.00
Total Project Cost	<u>\$ 757,907.00</u>

PROJECT FINANCING

<u>State Share</u>	
This Project	\$ 454,744.00
<u>District Share</u>	
Cash Contribution	303,163.00
Financial Hardship	
Total Project Cost	<u>\$ 757,907.00</u>

HISTORY OF PROJECT COST AND APPORTIONMENT

	Fund Code	Proposition	Previously Authorized	Authorized This Action	Unfunded Approval This Action
<u>State Share</u>					
Modernization/Additional Grant	951-570	51	\$	\$ 454,744.00	\$ 454,744.00
<u>District Share</u>					
Cash Contribution				303,163.00	
Total			\$	<u>\$ 757,907.00</u>	<u>\$ 454,744.00</u>

Funding Source: Proposition 51 Bonds/2016-Nov.

Pursuant to the Board's action on March 11, 2009, this application has been approved and placed on the Unfunded List. This approval does not constitute a guarantee or commitment of future State funding.

The District shall ensure that it is in compliance with all applicable laws, regulations and certifications it made on the program forms.

Based on the Board's action on June 5, 2017, this project is subject to the Grant Agreement submittal pursuant to School Facility Program Regulation Section 1859.90.4.

The District is responsible for ensuring that the project is compliant with Prevailing Wage Monitoring and/or Labor Compliance Program requirements at the time construction contracts are executed and/or construction commenced.

SCHOOL DISTRICT DATA

Application No: 57/66746-00-018 County: Orange
 School District: Westminster Elementary School Name: Johnson Middle

PROJECT DATA

Type of Project: Middle School Application Filing Basis: Site Specific
 Pupils Assigned Under 50 Yrs: K-6: 49
 7-8: 49
 9-12: 49
 Non-Severe:
 Severe:
 Financial Hardship Requested: No Recommended Acres: 14
 Alternative Education School: No Existing Acres: 14.5

ADJUSTED GRANT DATA

Modernization Grant - Under 50 Yrs	\$ 219,128.00
Fire Detection Alarm	6,713.00
Prevailing Wage Monitoring	388.00
Small Size Project	26,295.00
Accessibility/Fire Code Req.	6,574.00
Total State Share (60%)	259,098.00
District Share (40%)	172,732.00
Total Project Cost	\$ 431,830.00

PROJECT FINANCING

<u>State Share</u>	
This Project	\$ 259,098.00
<u>District Share</u>	
Cash Contribution	172,732.00
Financial Hardship	
Total Project Cost	\$ 431,830.00

HISTORY OF PROJECT COST AND APPORTIONMENT

	Fund Code	Proposition	Previously Authorized	Authorized This Action	Unfunded Approval This Action
<u>State Share</u>					
Modernization/Additional Grant	951-570	51	\$	\$ 259,098.00	\$ 259,098.00
<u>District Share</u>					
Cash Contribution				172,732.00	
Total			\$	\$ 431,830.00	\$ 259,098.00

Funding Source: Proposition 51 Bonds/2016-Nov.

Pursuant to the Board's action on March 11, 2009, this application has been approved and placed on the Unfunded List. This approval does not constitute a guarantee or commitment of future State funding.

The District shall ensure that it is in compliance with all applicable laws, regulations and certifications it made on the program forms.

Based on the Board's action on June 5, 2017, this project is subject to the Grant Agreement submittal pursuant to School Facility Program Regulation Section 1859.90.4.

The District is responsible for ensuring that the project is compliant with Prevailing Wage Monitoring and/or Labor Compliance Program requirements at the time construction contracts are executed and/or construction commenced.

SCHOOL DISTRICT DATA

Application No: 57/67058-00-017 County: Riverside
 School District: Desert Sands Unified School Name: Indio High

PROJECT DATA

Type of Project:	High School	Application Filing Basis:	Site Specific
Pupils Assigned Under 50 Yrs:		Pupils Assigned Over 50 Yrs:	
K-6:		K-6:	
7-8:		7-8:	
9-12:	969	9-12:	1002
Non-Severe:	31	Non-Severe:	34
Severe:	9	Severe:	9
Financial Hardship Requested:	No	Recommended Acres:	52.7
Alternative Education School:	No	Existing Acres:	38.14

ADJUSTED GRANT DATA

Modernization Grant - Under 50 Yrs	\$ 6,074,235.00
Modernization Grant - Over 50 Yrs	8,742,399.00
Fire Detection Alarm	293,276.00
Prevailing Wage Monitoring	24,687.00
Geographic Index Factor 5 %	777,720.00
Site Development	126,014.00
Accessibility/Fire Code Req.	444,499.00
Total State Share (60%)	16,482,830.00
District Share (40%)	10,988,553.00
Total Project Cost	<u>\$ 27,471,383.00</u>

PROJECT FINANCING

<u>State Share</u>	
This Project	\$ 16,482,830.00
<u>District Share</u>	
Cash Contribution	10,988,553.00
Financial Hardship	
Total Project Cost	<u>\$ 27,471,383.00</u>

HISTORY OF PROJECT COST AND APPORTIONMENT

	Fund Code	Proposition	Previously Authorized	Authorized This Action	Unfunded Approval This Action
<u>State Share</u>					
Modernization/Additional Grant	951-570	51	\$	\$ 16,482,830.00	\$ 16,482,830.00
<u>District Share</u>					
Cash Contribution				10,988,553.00	
Total			\$	<u>\$ 27,471,383.00</u>	<u>\$ 16,482,830.00</u>

Funding Source: Proposition 51 Bonds/2016-Nov.

Pursuant to the Board's action on March 11, 2009, this application has been approved and placed on the Unfunded List. This approval does not constitute a guarantee or commitment of future State funding.

The District shall ensure that it is in compliance with all applicable laws, regulations and certifications it made on the program forms.

Based on the Board's action on June 5, 2017, this project is subject to the Grant Agreement submittal pursuant to School Facility Program Regulation Section 1859.90.4.

The District is responsible for ensuring that the project is compliant with Prevailing Wage Monitoring and/or Labor Compliance Program requirements at the time construction contracts are executed and/or construction commenced.

SCHOOL DISTRICT DATA

Application No: 57/69427-00-034	County: Santa Clara
School District: East Side Union High	School Name: Hill (Andrew P.) High

PROJECT DATA

Type of Project: High School	Application Filing Basis: Site Specific
Pupils Assigned Under 50 Yrs:	Pupils Assigned Over 50 Yrs:
K-6:	K-6:
7-8:	7-8:
9-12: 0	9-12: 53
Non-Severe: 0	Non-Severe: 1
Severe:	Severe:
Financial Hardship Requested: No	Recommended Acres: 55.2
Alternative Education School: No	Existing Acres: 34.14

ADJUSTED GRANT DATA

Modernization Grant - Over 50 Yrs	\$ 443,515.00
Fire Detection Alarm	7,514.00
Prevailing Wage Monitoring	894.00
Small Size Project	53,222.00
Site Development	78,664.00
Accessibility/Fire Code Req.	13,305.00
Total State Share (60%)	597,114.00
District Share (40%)	398,076.00
Total Project Cost	\$ 995,190.00

PROJECT FINANCING

<u>State Share</u>	
This Project	\$ 597,114.00
<u>District Share</u>	
Cash Contribution	398,076.00
Financial Hardship	
Total Project Cost	\$ 995,190.00

HISTORY OF PROJECT COST AND APPORTIONMENT

	Fund Code	Proposition	Previously Authorized	Authorized This Action	Unfunded Approval This Action
<u>State Share</u>					
Modernization/Additional Grant	951-570	51	\$	\$ 597,114.00	\$ 597,114.00
<u>District Share</u>					
Cash Contribution				398,076.00	
Total			\$	\$ 995,190.00	\$ 597,114.00

Funding Source: Proposition 51 Bonds/2016-Nov.

Pursuant to the Board's action on March 11, 2009, this application has been approved and placed on the Unfunded List. This approval does not constitute a guarantee or commitment of future State funding.

The District shall ensure that it is in compliance with all applicable laws, regulations and certifications it made on the program forms.

The District is responsible for ensuring that the project is compliant with Prevailing Wage Monitoring and/or Labor Compliance Program requirements at the time construction contracts are executed and/or construction commenced.

Based on the Board's action on June 5, 2017, this project is subject to the Grant Agreement submittal pursuant to School Facility Program Regulation Section 1859.90.4.

SCHOOL DISTRICT DATA

Application Number:.....50/67587-00-013 School District:.....Adelanto Elementary
 County:.....San Bernardino School Name:.....New Elementary School Site # 23
 Financial Hardship.....Yes Date of Financial Hardship status:.....April 16, 2008
 Qualifying Financial Hardship Criteria: SFP Regulation 1859.81(c)(1).

PURPOSE OF REPORT

To recommend accounting revisions to close out a completed project.

DESCRIPTION

A review of expenditures reported by the District has been made and the revisions indicated are necessary to close out this completed project. This is a Financial Hardship project and has savings in the amount of \$968,799. SFP Regulation Section 1859.103 states that “the State’s portion of any savings declared by the district or determined by the OPSC by audit must be used to reduce the SFP financial hardship grant of that project ... any interest earned on a financial hardship project not expended on eligible project expenditures will be treated as savings and will be used to reduce the SFP financial hardship grant for that project.” Further, the District was overfunded for Department of Toxic Substances Control (DTSC) costs in the amount of \$1,500. Per SFP Regulation Section 1859.106(a) an adjustment must be made to the site grant between the value used to determine the grant and the actual amount paid for the DTSC Costs. The District has concurred with the findings and agrees to return the State funds in the amount of \$970,299.

Detail of Final Cost & Financing

Budget Item	Currently Approved	Required Change	Revised Approval
SFP New Construction	\$ 7,736,656	\$ (484,400)	\$ 7,252,256
SFP Service Site	773,338	0	773,338
SFP General Site	737,314	0	737,314
SFP Offsite	655,122	0	655,122
SFP Utilities	154,171	0	154,171
SFP Financial Hardship	10,049,785	(485,149)	9,564,636
SFP Site DTSC Fee	750	(750)	0
SFP Fire Detection/ Alarm	8,905	0	8,905
SFP Fire Sprinklers	130,862	0	130,862
Total State Apportionment	\$ 20,246,903	\$ (970,299)	\$ 19,276,604
Financing			
District Contribution	\$ 147,333	\$ 0	\$ 147,333
State (SFP)	10,197,118	(485,150)	9,711,968
Financial Hardship (SFP)	10,049,785	(485,149)	9,564,636
Total Project Costs	\$ 20,394,236	\$ (970,299)	\$ 19,423,937

RECOMMENDATIONS

1. Approve a decrease of \$970,299 in the total project cost from \$20,394,236 to \$19,423,937.
2. Approve a decrease of \$485,150 in the State Apportionment [Bonds/2006-Nov.; 057-500 from \$10,197,118 to \$9,711,968.
3. Approve a decrease of \$485,149 in the Financial Hardship Contribution [Bonds/2006-Nov.; 057-500] from \$10,049,785 to \$9,564,636.
4. Require the District to return State funds in the amount of \$970,299.

SCHOOL DISTRICT DATA

Application Number:.....50/61838-00-005 School District:.....Buckeye Union Elementary
 County:.....El Dorado School Name:.....Valley View Elementary
 Financial Hardship.....No

PURPOSE OF REPORT

To recommend accounting revisions to close out a completed project.

DESCRIPTION

A review of expenditures reported by the District has been made and the revisions indicated are necessary to close out this completed project. The District incurred additional eligible expenditures per SFP Regulation Sections 1859.74 and 1859.106 and may receive additional Department of Toxic Substances Control (DTSC) and site hazardous waste funding in the amount of \$310,791. The District has concurred with these findings and is eligible for additional apportionments of the State share in the amount of \$155,395.

Detail of Final Cost & Financing

Budget Item	Currently Approved	Required Change	Revised Approval
SFP New Construction	\$ 6,177,158	\$ 0	\$ 6,177,158
SFP Site Acquisition	4,077,800	0	4,077,800
SFP Site Other	163,112	0	163,112
SFP Service Site	1,079,863	0	1,079,863
SFP General Site	528,192	0	528,192
SFP Offsite	174,732	0	174,732
SFP Utilities	62,938	0	62,938
SFP Site DTSC Fee	7,915	10,614	18,529
SFP Site Hazardous Removal	36,340	144,781	181,121
SFP Fire Detection/Alarm	7,306	0	7,306
SFP Fire Sprinklers	105,040	0	105,040
SFP High Performance	142,075	0	142,075
Total State Apportionment	\$ 12,562,471	\$ 155,395	\$ 12,717,866
 Financing			
District Contribution	\$ 12,562,471	\$ 155,396	\$ 12,717,867
State (SFP)	12,562,471	155,395	12,717,866
Total Project Costs	\$ 25,124,942	\$ 310,791	\$ 25,435,733

RECOMMENDATIONS

1. Approve an increase of \$310,791 in the total project cost from \$25,124,942 to \$25,435,733.
2. Approve an increase of \$155,396 in the District Contribution from \$12,562,471 to \$12,717,867.
3. Approve an increase of \$155,395 in the State Apportionment [Bonds/2006-Nov.; 957-500] from \$12,562,471 to \$12,717,866.
4. Approve an unfunded approval in the amount of \$155,395.

SCHOOL DISTRICT DATA

Application Number:.....50/64477-00-007 School District:.....Eastside Union
 County:.....Los Angeles School Name:.....Elementary #5
 Financial Hardship.....Yes Date of Financial Hardship status:.....January 6, 2010
 Qualifying Financial Hardship Criteria: SFP Regulation 1859.81(c)(1).

PURPOSE OF REPORT

To recommend accounting revisions to close out a completed project.

DESCRIPTION

A review of expenditures reported by the District has been made and the revisions indicated are necessary to close out this completed project. A review of expenditures reported by the District indicates that per SFP Regulation Sections 1859.74 and 1859.106, the District was over-funded for Department of Toxic Substances Control (DTSC) costs in the amount of \$244. The District has concurred with the findings and agrees to return the State funds in the amount of \$244.

Detail of Final Cost & Financing

Budget Item	Currently Approved	Required Change	Revised Approval
SFP New Construction	\$ 10,031,122	\$ 0	\$ 10,031,122
SFP SDC Therapy	32,256	0	32,256
SFP Site Acquisition	195,000	0	195,000
SFP Site Other	25,000	0	25,000
SFP Service Site	905,363	0	905,363
SFP General Site	850,572	0	850,572
SFP Offsite	314,666	0	314,666
SFP Utilities	143,095	0	143,095
SFP Financial Hardship	11,766,775	(122)	11,766,653
SFP SDC Therapy Toilet	75,504	0	75,504
SFP Site DTSC Fee	4,976	(122)	4,854
SFP Fire Detection/Alarm	13,394	0	13,394
SFP Fire Sprinklers	173,844	0	173,844
SFP Labor Compliance Program	61,667	0	61,667
Total State Apportionment	<u>\$ 24,593,234</u>	<u>\$ (244)</u>	<u>\$ 24,592,990</u>
 Financing			
District Contribution	\$ 1,059,684	\$ 0	\$ 1,059,684
State (SFP)	12,826,459	(122)	12,826,337
Financial Hardship (SFP)	11,766,775	(122)	11,766,653
Total Project Costs	<u>\$ 25,652,918</u>	<u>\$ (244)</u>	<u>\$ 25,652,674</u>

RECOMMENDATIONS

1. Approve a decrease of \$244 in the total project cost from \$25,652,918 to \$25,652,674.
2. Approve a decrease of \$122 in the State Apportionment [Bonds/2006-Nov.; 057-500] from \$12,826,459 to \$12,826,337.
3. Approve a decrease of \$122 in the Financial Hardship Contribution [Bonds/2004-Mar.; 055-500] from \$11,766,775 to \$11,766,653.
4. Require the District to return State funds in the amount of \$244.

SCHOOL DISTRICT DATA

Application Number:.....50/72454-00-003 School District:.....Fillmore Unified
 County:.....Ventura School Name:.....Rio Vista Elementary
 Financial Hardship.....No

PURPOSE OF REPORT

To recommend accounting revisions to close out a completed project.

DESCRIPTION

A review of expenditures reported by the District has been made and the revisions indicated are necessary to close out this completed project. The District incurred additional eligible expenditures per SFP Regulation Sections 1859.74 and 1859.106 and may receive additional Department of Toxic Substances Control (DTSC) funding in the amount of \$6,158. The District has concurred with these findings and is eligible for an additional apportionment of the State share in the amount of \$3,079.

Detail of Final Cost & Financing

Budget Item	Currently Approved	Required Change	Revised Approval
SFP New Construction	\$ 3,791,931	\$ 0	\$ 3,791,931
SFP Site Acquisition	7,500,000	0	7,500,000
SFP Site Other	300,000	0	300,000
SFP Service Site	581,785	0	581,785
SFP General Site	377,259	0	377,259
SFP Offsite	728,968	0	728,968
SFP DTSC Fee	750	3,079	3,829
SFP Fire Detection Alarm	4,290	0	4,290
SFP Fire Sprinklers	63,921	0	63,921
Total State Apportionment	<u>\$ 13,348,904</u>	<u>\$ 3,079</u>	<u>\$ 13,351,983</u>
 Financing			
District Contribution	\$ 13,348,904	\$ 3,079	\$ 13,351,983
State (SFP)	13,348,904	3,079	13,351,983
Total Project Costs	<u>\$ 26,697,808</u>	<u>\$ 6,158</u>	<u>\$ 26,703,966</u>

RECOMMENDATIONS

1. Approve an increase of \$6,158 in the total project cost from \$26,697,808 to \$26,703,966.
2. Approve an increase of \$3,079 in the District Contribution from \$13,348,904 to \$13,351,983.
3. Approve an increase of \$3,079 in the State Apportionment [Bonds/2006-Nov.; 957-500] from \$13,348,904 to \$13,351,983.
4. Approve an unfunded approval in the amount of \$3,079.

SCHOOL DISTRICT DATA

Application Number:.....50/68965-00-004 School District:.....Menlo Park City Elementary
 County:.....San Mateo School Name:.....Hillview Middle
 Financial Hardship.....No

PURPOSE OF REPORT

To recommend accounting revisions to close out a completed project.

DESCRIPTION

A review of expenditures reported by the District has been made and the revisions indicated are necessary to close out this completed project. The District incurred additional eligible expenditures per SFP Regulation Sections 1859.74 and 1859.106 and may receive additional site hazardous waste funding in the amount of \$103,614. The District has concurred with these findings and is eligible for additional apportionments of the State share in the amount of \$51,807.

Detail of Final Cost & Financing

Budget Item	Currently Approved	Required Change	Revised Approval
SFP New Construction	\$ 770,960	\$ 0	\$ 770,960
SFP Multi Level Construction	92,515	0	92,515
SFP Service Site	1,507,620	0	1,507,620
SFP Offsite	142,517	0	142,517
SFP Utilities	28,390	0	28,390
SFP Site Hazardous Removal	138,798	51,807	190,605
SFP Fire Detection/Alarm	1,200	0	1,200
SFP Labor Compliance Program	19,738	0	19,738
Total State Apportionment	<u>\$ 2,701,738</u>	<u>\$ 51,807</u>	<u>\$ 2,753,545</u>
 Financing			
District Contribution	\$ 2,701,738	\$ 51,807	\$ 2,753,545
State (SFP)	<u>2,701,738</u>	<u>51,807</u>	<u>2,753,545</u>
Total Project Costs	<u>\$ 5,403,476</u>	<u>\$ 103,614</u>	<u>\$ 5,507,090</u>

RECOMMENDATIONS

1. Approve an increase of \$103,614 in the total project cost from \$5,403,476 to \$5,507,090.
2. Approve an increase of \$51,807 in the District Contribution from \$2,701,738 to \$2,753,545.
3. Approve an increase of \$51,807 in the State Apportionment [Bonds/2004-Mar.; 955-500] from \$2,701,738 to \$2,753,545.
4. Approve an unfunded approval in the amount of \$51,807.

SCHOOL DISTRICT DATA

Application Number:.....50/64998-00-018 School District:.....Saugus Union Elementary
 County:.....Los Angeles School Name:.....Emblem Elementary
 Financial Hardship.....No

PURPOSE OF REPORT

To recommend accounting revisions to close out a completed project.

DESCRIPTION

A review of expenditures reported by the District has been made and the revisions indicated are necessary to close out this completed project. The District incurred additional eligible expenditures per SFP Regulation Sections 1859.74 and 1859.106 and may receive additional Department of Toxic Substances Control (DTSC) funding in the amount of \$1,500. The District has concurred with these findings and is eligible for an additional apportionment of the State share in the amount of \$750.

Detail of Final Cost & Financing

Budget Item	Currently Approved	Required Change	Revised Approval
SFP New Construction	\$ 3,981,825	\$ 0	\$ 3,981,825
SFP Service Site	180,574	0	180,574
SFP DTSC Fees	10,135	750	10,885
SFP Fire Detection / Alarm	4,675	0	4,675
SFP High Performance	84,813	0	84,813
Total State Apportionment	<u>\$ 4,262,022</u>	<u>\$ 750</u>	<u>\$ 4,262,772</u>
 Financing			
District Contribution	\$ 4,262,022	\$ 750	\$ 4,262,772
State (SFP)	<u>4,262,022</u>	<u>750</u>	<u>4,262,772</u>
Total Project Costs	<u>\$ 8,524,044</u>	<u>\$ 1,500</u>	<u>\$ 8,525,544</u>

RECOMMENDATIONS

1. Approve an increase of \$1,500 in the total project cost from \$8,524,044 to \$8,525,544.
2. Approve an increase of \$750 in the District Contribution from \$4,262,022 to \$4,262,772.
3. Approve an increase of \$750 in the State Apportionment [Bonds/2006-Nov.; 957-500] from \$4,262,022 to \$4,262,772.
4. Approve an unfunded approval in the amount of \$750.

SCHOOL DISTRICT DATA

Application Number:.....53/64725-00-002 School District:.....Long Beach Unified
 County:.....Los Angeles School Name:.....GTE Middle School
 Financial Hardship.....No

PURPOSE OF REPORT

To recommend accounting revisions to close out a completed project.

DESCRIPTION

A review of expenditures reported by the District has been made and the revisions indicated are necessary to close out this completed project. The District incurred additional eligible expenditures per SFP Regulation Sections 1859.74 and 1859.106 and may receive additional site hazardous waste and Department of Toxic Substances Control (DTSC) funding in the amount of \$1,008,546. The District has concurred with these findings and is eligible for additional apportionments of the State share in the amount of \$504,273.

Detail of Final Cost & Financing

Budget Item	Currently Approved	Required Change	Revised Approval
SFP New Construction	\$ 7,571,880	\$ 0	\$ 7,571,880
SFP Multi Level Construction	908,626	0	908,626
SFP Site Acquisition	1,275,000	0	1,275,000
SFP Site Other	51,000	0	51,000
SFP Service Site	1,284,093	0	1,284,093
SFP Offsite	63,941	0	63,941
SFP Utilities	99,332	0	99,332
SFP Site DTSC Fee	49,925	36,988	86,913
SFP Site Hazardous Removal	1,445,215	467,285	1,912,500
SFP Fire Detection/Alarm	11,340	0	11,340
SFP Fire Sprinklers	143,370	0	143,370
Total State Apportionment	\$ 12,903,722	\$ 504,273	\$ 13,407,995
Financing			
District Contribution	\$ 12,903,722	\$ 504,273	\$ 13,407,995
State (SFP)	12,903,722	504,273	13,407,995
Total Project Costs	\$ 25,807,444	\$ 1,008,546	\$ 26,815,990

RECOMMENDATIONS

1. Approve an increase of \$1,008,546 in the total project cost from \$25,807,444 to \$26,815,990.
2. Approve an increase of \$504,273 in the District Contribution from \$12,903,722 to \$13,407,995.
3. Approve an increase of \$504,273 in the State Apportionment [Bonds/2016-Nov.; 951-500] from \$12,903,722 to \$13,407,995.
4. Approve an unfunded approval in the amount of \$504,273.

SCHOOL DISTRICT DATA

Application Number:.....53/64733-00-024 School District:.....Los Angeles Unified
 County:.....Los Angeles School Name:.....Central Learning Center No. 1
 Financial Hardship.....No

PURPOSE OF REPORT

To recommend accounting revisions to close out a completed project.

DESCRIPTION

A review of expenditures reported by the District has been made and the revisions indicated are necessary to close out this completed project. The District incurred additional eligible expenditures per SFP Regulation Sections 1859.74 and 1859.106 and may receive additional relocation assistance, hazardous waste, and Department of Toxic Substances Control (DTSC) funding in the amount of \$276,389. The District has concurred with these findings and is eligible for additional apportionments of the State share in the amount of \$138,194.

Detail of Final Cost & Financing

Budget Item	Currently Approved	Required Change	Revised Approval
SFP New Construction	\$ 26,560,628	\$ 0	\$ 26,560,628
SFP Multi Level Construction	3,187,275	0	3,187,275
SFP Site Acquisition	35,082,501	0	35,082,501
SFP Site Relocation	82,400	1,525	83,925
SFP Site Other	1,403,300	0	1,403,300
SFP Service Site	15,023,965	0	15,023,965
SFP General Site	1,299,113	0	1,299,113
SFP Offsite	331,647	0	331,647
SFP Utilities	350,587	0	350,587
SFP Urban Security	14,482,820	0	14,482,820
SFP Site DTSC Fee	31,059	94,947	126,006
SFP Site Hazardous Removal	3,140,737	41,722	3,182,459
SFP Fire Detection/Alarm	44,422	0	44,422
SFP Fire Sprinklers	423,908	0	423,908
SFP High Performance	687,920	0	687,920
SFP Labor Compliance Program	263,369	0	263,369
Total State Apportionment	<u>\$ 102,395,651</u>	<u>\$ 138,194</u>	<u>\$ 102,533,845</u>
Financing			
District Contribution	\$ 102,395,651	\$ 138,195	\$ 102,533,846
State (SFP)	102,395,651	138,194	102,533,845
Total Project Costs	<u>\$ 204,791,302</u>	<u>\$ 276,389</u>	<u>\$ 205,067,691</u>

RECOMMENDATIONS

1. Approve an increase of \$276,389 in the total project cost from \$204,791,302 to \$205,067,691.
2. Approve an increase of \$138,195 in the District Contribution from \$102,395,651 to \$102,533,846.
3. Approve an increase of \$138,194 in the State Apportionment [Bonds/2016-Nov.; 951-500] from \$102,395,651 to \$102,533,845.
4. Approve an unfunded approval in the amount of \$138,194.

SCHOOL DISTRICT DATA

Application Number:.....53/64733-00-081 School District:.....Los Angeles Unified
 County:.....Los Angeles School Name:.....Sara Coughlin Elementary
 Financial Hardship.....No

PURPOSE OF REPORT

To recommend accounting revisions to close out a completed project.

DESCRIPTION

A review of expenditures reported by the District has been made and the revisions indicated are necessary to close out this completed project. The District incurred additional eligible expenditures per SFP Regulation Sections 1859.74 and 1859.106 and may receive additional Department of Toxic Substances Control (DTSC) and site hazardous waste funding in the amount of \$47,691. The District was also over-funded for site acquisition and site relocation costs in the amount of \$43,258. The District has concurred with these findings and is eligible for additional apportionments of the State share in the amount of \$2,216.

Detail of Final Cost & Financing

Budget Item	Currently Approved	Required Change	Revised Approval
SFP New Construction	\$ 4,861,450	\$ 0	\$ 4,861,450
SFP Multi Level Construction	477,306	0	477,306
SFP Site Acquisition	511,250	(13,337)	497,913
SFP Site Relocation	34,673	(8,293)	26,380
SFP Site Other	25,000	0	25,000
SFP Service Site	528,916	0	528,916
SFP General Site	336,168	0	336,168
SFP Offsite	23,337	0	23,337
SFP Utilities	62,257	0	62,257
SFP Urban Security	2,475,100	0	2,475,100
SFP Site DTSC Fee	9,082	48	9,130
SFP Site Hazardous Removal	4,062	23,798	27,860
SFP Fire/Detection Alarm	5,500	0	5,500
SFP High Performance	108,896	0	108,896
SFP Labor Compliance Program	46,267	0	46,267
Total State Apportionment	\$ 9,509,264	\$ 2,216	\$ 9,511,480
Financing			
District Contribution	\$ 9,509,264	\$ 2,217	\$ 9,511,481
State (SFP)	9,509,264	2,216	9,511,480
Total Project Costs	\$ 19,018,528	\$ 4,433	\$ 19,022,961

RECOMMENDATIONS

1. Approve an increase of \$4,433 in the total project cost from \$19,018,528 to \$19,022,961.
2. Approve an increase of \$2,217 in the District Contribution from \$9,509,264 to \$9,511,481.
3. Approve an increase of \$2,216 in the State Apportionment [Bonds/2002-Nov.; 947-600] from \$9,509,264 to \$9,511,480.
4. Approve an unfunded approval in the amount of \$2,216.

SCHOOL DISTRICT DATA

Application Number:.....53/64733-00-133 School District:.....Los Angeles Unified
 County:.....Los Angeles School Name:.....South Region Elementay #7
 Financial Hardship.....No

PURPOSE OF REPORT

To recommend accounting revisions to close out a completed project.

DESCRIPTION

A review of expenditures reported by the District has been made and the revisions indicated are necessary to close out this completed project. A review of expenditures reported by the District indicates that per SFP Regulation Sections 1859.74 and 1859.106, the District was over-funded for site acquisition, relocation assistance, hazardous waste, Department of Toxic Substances Control (DTSC), and site other costs in the amount of \$27,854. The District has concurred with the findings and agrees to return the State funds in the amount of \$13,927.

Detail of Final Cost & Financing

Budget Item	Currently Approved	Required Change	Revised Approval
SFP New Construction	\$ 8,397,050	\$ 0	\$ 8,397,050
SFP Multi Level Construction	1,007,646	0	1,007,646
SFP Site Acquisition	6,679,989	160,776	6,840,765
SFP Site Relocation	614,305	(111,197)	503,108
SFP Site Other	267,200	6,431	273,631
SFP Service Site	3,033,856	0	3,033,856
SFP General Site	629,508	0	629,508
SFP Offsite	181,894	0	181,894
SFP Utilities	160,606	0	160,606
SFP Urban Security	4,529,738	0	4,529,738
SFP Site DTSC Fee	54,780	(25,530)	29,250
SFP Site Hazardous removal	358,355	(44,407)	313,948
SFP Fire Detection /Alarm	9,500	0	9,500
SFP Fire Sprinklers	141,550	0	141,550
SFP High Performance	183,056	0	183,056
SFP Labor Compliance Program	85,752	0	85,752
Total State Apportionment	\$ 26,334,785	\$ (13,927)	\$ 26,320,858
Financing			
District Contribution	\$ 26,334,785	\$ (13,927)	\$ 26,320,858
State (SFP)	26,334,785	(13,927)	26,320,858
Total Project Costs	\$ 52,669,570	\$ (27,854)	\$ 52,641,716

RECOMMENDATIONS

1. Approve a decrease of \$27,854 in the total project cost from \$52,669,570 to \$52,641,716.
2. Approve a decrease of \$13,927 in the District Contribution from \$26,334,785 to \$26,320,858.
3. Approve a decrease of \$13,927 in the State Apportionment [Bonds/2002-Nov.; 047-600] from \$26,334,785 to \$26,320,858.
4. Require the District to return State funds in the amount of \$13,927.

SCHOOL DISTRICT DATA

Application Number:.....53/64733-00-658 School District:.....Los Angeles Unified
 County:.....Los Angeles School Name:.....South Region Elementary #6
 Financial Hardship.....No

PURPOSE OF REPORT

To recommend accounting revisions to close out a completed project.

DESCRIPTION

A review of expenditures reported by the District has been made and the revisions indicated are necessary to close out this completed project. The District incurred additional eligible expenditures per SFP Regulation Sections 1859.74 and 1859.106 and should receive additional Department of Toxic Substances Control (DTSC) funding in the amount of \$36,579. The District was also over-funded for site acquisition, relocation assistance, and hazardous waste costs in the amount of \$377,788. The District has concurred with the findings and agrees to return the State funds in the amount of \$170,605.

Detail of Final Cost & Financing

Budget Item	Currently Approved	Required Change	Revised Approval
SFP New Construction	\$ 8,900,550	\$ 0	\$ 8,900,550
SFP Multi Level Construction	1,068,066	0	1,068,066
SFP Site Acquisition	8,295,118	(1)	8,295,117
SFP Site Relocation	295,404	(3,997)	291,407
SFP Site Other	331,805	0	331,805
SFP Service Site	3,711,539	0	3,711,539
SFP General Site	693,929	0	693,929
SFP Offsite	556,643	0	556,643
SFP Utilities	135,217	0	135,217
SFP Urban Security	3,369,179	0	3,369,179
SFP Site DTSC Fee	45,173	18,290	63,463
SFP Site Hazardous Removal	2,529,642	(184,897)	2,344,745
SFP Fire Detection/Alarm	10,450	0	10,450
SFP Fire Sprinklers	150,100	0	150,100
SFP High Performance	230,524	0	230,524
SFP Labor Compliance Program	88,070	0	88,070
Total State Apportionment	\$ 30,411,409	\$ (170,605)	\$ 30,240,804
Financing			
District Contribution	\$ 30,411,409	\$ (170,604)	\$ 30,240,805
State (SFP)	30,411,409	(170,605)	30,240,804
Total Project Costs	\$ 60,822,818	\$ (341,209)	\$ 60,481,609

RECOMMENDATIONS

1. Approve a decrease of \$341,209 in the total project cost from \$60,822,818 to \$60,481,609.
2. Approve a decrease of \$170,604 in the District Contribution from \$30,411,409 to \$30,240,805.
3. Approve a decrease of \$170,605 in the State Apportionment [Bonds/2004-Mar.; 055-531] from \$30,411,409 to \$30,240,804.
4. Require the District to return State funds in the amount of \$170,605.

SCHOOL DISTRICT DATA

Application Number:.....54/64733-00-013 School District:.....Los Angeles Unified
 County:.....Los Angeles School Name:.....Vaughn Elementary Language Academy
 Financial Hardship.....No

PURPOSE OF REPORT

To recommend accounting revisions to close out a completed project.

DESCRIPTION

A review of expenditures reported by the District has been made and the revisions indicated are necessary to close out this completed project. The District incurred additional eligible expenditures per SFP Regulation Sections 1859.74 and 1859.106 and may receive additional hazardous waste, Department of Toxic Substances Control (DTSC), and site other funding in the amount of \$161,256. The District has concurred with these findings and is eligible for an additional apportionments of the State share in the amount of \$80,628.

Detail of Final Cost & Financing

Budget Item	Currently Approved	Required Change	Revised Approval
SFP New Construction	\$ 3,189,200	\$ 0	\$ 3,189,200
SFP Multi Level Construction	382,704	0	382,704
SFP Site Acquisition	2,806,848	0	2,806,848
SFP Site Other	56,137	56,137	112,274
SFP Service Site	132,101	0	132,101
SFP General Site	269,586	0	269,586
SFP Utilities	71,221	0	71,221
SFP DTSC Fee	4,317	376	4,693
SFP Hazardous Removal	0	24,115	24,115
SFP Fire Detection/ Alarm	3,850	0	3,850
SFP Fire Sprinklers	53,550	0	53,550
SFP High Performance	71,757	0	71,757
SFP Labor Compliance Program	25,100	0	25,100
Total State Apportionment	\$ 7,066,371	\$ 80,628	\$ 7,146,999
Financing			
District Contribution	\$ 7,066,371	\$ 80,628	\$ 7,146,999
State (SFP)	7,066,371	80,628	7,146,999
Total Project Costs	\$ 14,132,742	\$ 161,256	\$ 14,293,998

RECOMMENDATIONS

1. Approve an increase of \$161,256 in the total project cost from \$14,132,742 to \$14,293,998.
2. Approve an increase of \$80,628 in the District Contribution from \$7,066,371 to \$7,146,999.
3. Approve an increase of \$80,628 in the State Apportionment [Bonds/2006-Nov.; 957-540] from \$7,066,371 to \$7,146,999.
4. Approve an unfunded approval in the amount of \$80,628.

SCHOOL DISTRICT DATA

Application Number:.....59/64733-00-003 School District:.....Los Angeles Unified
 County:.....Los Angeles School Name:.....Bell Senior High
 Financial Hardship.....No

PURPOSE OF REPORT

To recommend accounting revisions to close out a completed project.

DESCRIPTION

A review of expenditures reported by the District has been made and the revisions indicated are necessary to close out this completed project. This is a Career Technical Education Facilities Program project and has savings in the amount of \$1,227,642. SFP Regulation Section 1859.199 states "an applicant district may not retain savings realized by a Career Technical Education Facilities Project." The District has concurred with the findings and agrees to return the State funds in the amount of \$613,821.

Detail of Final Cost & Financing

Budget Item	Currently Approved	Required Change	Revised Approval
SFP Modernization	\$ 1,318,636	\$ (613,821)	\$ 704,815
SFP CTE Equipment	181,356	0	181,356
Total State Apportionment	<u>\$ 1,499,992</u>	<u>\$ (613,821)</u>	<u>\$ 886,171</u>
Financing			
District Contribution	\$ 1,499,992	\$ (613,821)	\$ 886,171
State (SFP)	<u>1,499,992</u>	<u>(613,821)</u>	<u>886,171</u>
Total Project Costs	<u>\$ 2,999,984</u>	<u>\$ (1,227,642)</u>	<u>\$ 1,772,342</u>

RECOMMENDATIONS

1. Approve a decrease of \$1,227,642 in the total project cost from \$2,999,984 to \$1,772,342.
2. Approve a decrease of \$613,821 in the District Contribution from \$1,499,992 to \$886,171.
3. Approve a decrease of \$613,821 in the State Apportionment [Bonds/2006-Nov.; 057-600] from \$1,499,992 to \$886,171.
4. Require the District to return State funds in the amount of \$613,821.

SCHOOL DISTRICT DATA

Application Number:.....59/64733-00-004 School District:.....Los Angeles Unified
 County:.....Los Angeles School Name:.....Polytechnic High
 Financial Hardship.....No

PURPOSE OF REPORT

To recommend accounting revisions to close out a completed project.

DESCRIPTION

A review of expenditures reported by the District has been made and the revisions indicated are necessary to close out this completed project. This is a Career Technical Education Facilities Program project and has savings in the amount of \$704,710. SFP Regulation Section 1859.199 states "an applicant district may not retain savings realized by a Career Technical Education Facilities Project." The District has concurred with the findings and agrees to return the State funds in the amount of \$352,355.

Detail of Final Cost & Financing

Budget Item	Currently Approved	Required Change	Revised Approval
SFP Modernization	\$ 1,267,728	\$ (352,355)	\$ 915,373
SFP CTE Equipment	232,110	0	232,110
Total State Apportionment	<u>\$ 1,499,838</u>	<u>\$ (352,355)</u>	<u>\$ 1,147,483</u>
Financing			
District Contribution	\$ 1,499,838	\$ (352,355)	\$ 1,147,483
State (SFP)	1,499,838	(352,355)	1,147,483
Total Project Costs	<u>\$ 2,999,676</u>	<u>\$ (704,710)</u>	<u>\$ 2,294,966</u>

RECOMMENDATIONS

1. Approve a decrease of \$704,710 in the total project cost from \$2,999,676 to \$2,294,966.
2. Approve a decrease of \$352,355 in the District Contribution from \$1,499,838 to \$1,147,483.
3. Approve a decrease of \$352,355 in the State Apportionment [Bonds/2006-Nov.; 057-600] from \$1,499,838 to \$1,147,483.
4. Require the District to return State funds in the amount of \$352,355.

SCHOOL DISTRICT DATA

Application Number:.....59/40360-00-016 School District:.....Metropolitan Education District JPA ROC/P
 County:.....Santa Clara School Name:.....Central County Occupational Center
 Financial Hardship:.....No

PURPOSE OF REPORT

To recommend accounting revisions to close out a completed project.

DESCRIPTION

A review of expenditures reported by the District has been made and the revisions indicated are necessary to close out this completed project. This is a Career Technical Education Facilities Program project and has savings in the amount of \$77,073. SFP Regulation Section 1859.199 states “an applicant district may not retain savings realized by a Career Technical Education Facilities Project.” The District has concurred with the findings and agrees to return the State funds in the amount of \$38,537.

Detail of Final Cost & Financing

Budget Item	Currently Approved	Required Change	Revised Approval
SFP CTE Equipment	<u>222,258</u>	<u>(38,537)</u>	<u>183,721</u>
Total State Apportionment	\$ <u>222,258</u>	\$ <u>(38,537)</u>	\$ <u>183,721</u>
Financing			
District Contribution	\$ 222,258	\$ (38,536)	\$ 183,722
State (SFP)	<u>222,258</u>	<u>(38,537)</u>	<u>183,721</u>
Total Project Costs	\$ <u>444,516</u>	\$ <u>(77,073)</u>	\$ <u>367,443</u>

RECOMMENDATIONS

1. Approve a decrease of \$77,073 in the total project cost from \$444,516 to \$367,443.
2. Approve a decrease of \$38,536 in the District Contribution from \$222,258 to \$183,722.
3. Approve a decrease of \$38,537 in the State Apportionment [Bonds/2006-Nov.; 057-600] from \$222,258 to \$183,721.
4. Require the District to return State funds in the amount of \$38,537.

**Non-Conforming Buildings
(Continued Use)**

REPORT OF THE EXECUTIVE OFFICER
State Allocation Board Meeting, December 6, 2017

EXEMPTION FOR INDEPENDENT STUDY FACILITIES

PURPOSE OF REPORT

To present the William S. Hart Union High School District's (District) request, as shown on the Attachment, for an exemption from the definition of "school buildings" for certain facilities used for independent study.

DESCRIPTION

The District operates an independent study program at a facility that is not located at a regular school site and is requesting an exemption from the definition of "school building," as described in Education Code (EC) Section 17283, for the facility.

EC Section 17289 authorizes any school district or county office of education to request an exemption from the State Allocation Board (Board) for a building or structure or portion of a building or structure used for independent study from the definition of "school buildings." These buildings do not have to meet the Field Act requirements but must comply with local health and safety standards.

The District has certified that it has satisfied the legal requirements under EC Section 17289 for the exemption.

AUTHORITY

EC Section 17283 states: " "School building" as used in this article means and includes any building used, or designed to be used, for elementary or secondary school purposes and constructed, reconstructed, altered, or added to, by the state or any city or city and county, or by any political subdivision or by any school district of any kind within the state, or by any regional occupational center or program created by or authorized to act by an agreement under joint exercise of power, or by the United States government, or any agency thereof."

EC Section 17289 states "In order to provide alternative, community-based educational opportunities through independent study, any school district or county office of education may request an exemption from the State Allocation Board for a building or structure, or portion of a building or structure, from the definition of "school buildings" within the meaning of Section 17283. The exemptions may be granted for no longer than two years and exemptions are renewable. An exemption may only be granted if the school district or county office of education demonstrates to the satisfaction of the State Allocation Board all of the following:

- (a) The building or structure, or portion of building or structure, satisfies all of the following:
 - (1) It is not located on a regular schoolsite.
 - (2) It complies with all applicable local building standards and all relevant local health and safety standards in the community in which it is located.
 - (3) It is used for independent study.
 - (4) It serves fewer than 25 pupils enrolled in kindergarten or any of the grades 1 to 12, inclusive, at any one time in the building or structure, or in a portion of a building or structure where the remainder of the building or structure is not used for instructional purposes.
- (b) The use of the building or structure is critical to providing an effective alternative, community-based program.
- (c) The use of other buildings or structures that would meet seismic safety standards for school facilities is not practical."

STAFF ANALYSIS/STATEMENTS

The District has provided certification that it has met the criteria as stated in EC Section 17289. An exemption has been requested for one year.

RECOMMENDATION

Approve the District's request for an exemption from the definition of "school buildings" for the site listed on the Attachment from January 1, 2018 through December 31, 2019.

ATTACHMENT

EXEMPTION FOR INDEPENDENT STUDY FACILITIES

William S. Hart Union High School District
(91/65136-00-000)

Site

I.D. No.

26320 Spirit Court
Santa Clarita, CA 91350

19-65136

Emergency Repair Program

REPORT OF THE EXECUTIVE OFFICER
State Allocation Board Meeting, December 6, 2017

EMERGENCY REPAIR PROGRAM GRANT ADJUSTMENTS - SAVINGS

PURPOSE OF REPORT

To reduce grant apportionments for Emergency Repair Program (ERP) projects.

DESCRIPTION

The Local Educational Agencies (LEAs) listed on the Attachment have submitted the required *Expenditure Reports* (Form SAB 61-04) that indicate expenditures are less than the ERP funded grant (savings). In addition, any interest earned on the reported savings has been verified.

The Attachment includes eight ERP applications that require adjustments.

AUTHORITY

California Code of Regulations (CCR) Title 2, Section 1859.330, states in part, that when expenditures have been determined to be less than the ERP funded grant, the apportionment for ERP funding should be reduced (adjusted) by the amount of the savings and any interest earned.

CCR Title 2, Section 1859.324.1(a), states in part, that when adjustments to apportionments are established, collection procedures must be initiated.

RECOMMENDATIONS

Reduce the grant apportionments by the savings and interest earned for the ERP applications listed on the Attachment.

ATTACHMENT
EMERGENCY REPAIR PROGRAM - Grant Fund Adjustments - Accepting Payments of Savings
State Allocation Board Meeting - December 6, 2017

County	Local Educational Agency (LEA)	Site	Application Number	State Apportionment	Expenditures	Savings	Interest	Total funds to be returned to the state	Adjusted Apportionment
Contra Costa	Antioch Unified	Prospects High (Alternative)	61/61648-00-0026	\$ 58,044.00	\$ 57,413.50	\$ 631	\$ -	\$ 630.50	\$ 58,044.00
Monterey	Soledad Unified	Gabilan Elementary	61/75440-00-0002	\$ 358,890.00	\$ 189,112.34	\$ 169,778	\$ 2,929.46	\$ 172,707.12	\$ 189,112.34
Monterey	Soledad Unified	Main Street Middle	61/75440-00-0003	\$ 644,639.00	\$ 259,956.81	\$ 384,682	\$ 8,757.30	\$ 393,439.49	\$ 259,956.81
Monterey	Soledad Unified	San Vicente Elementary	61/75440-00-0004	\$ 476,988.00	\$ 392,127.55	\$ 84,860	\$ 4,489.59	\$ 89,350.04	\$ 392,127.55
Monterey	Soledad Unified	Ledesma (Frank) Elementary	61/75440-00-0006	\$ 621,057.00	\$ 412,739.81	\$ 208,317	\$ 8,436.95	\$ 216,754.14	\$ 412,739.81
Sacramento	North Sacramento Elementary	Northwood Elementary	61/67397-00-0008	\$ 961,138.00	\$ 592,563.67	\$ 368,574	\$ -	\$ 368,574.33	\$ 592,563.67
Sonoma	Santa Rosa Elementary	Monroe (James) Elementary	61/70912-00-0029	\$ 210,708.00	\$ 129,544.03	\$ 81,164	\$ -	\$ 81,163.97	\$ 129,544.03
Tulare	Richgrove Elementary	Richgrove Elementary	61/72082-00-0006	\$ 16,320.00	\$ 14,500.00	\$ 1,820	\$ 208.57	\$ 2,028.57	\$ 16,320.00
Totals				\$ 2,047,957.71	\$ 1,299,826.29	\$ 1,299,826.29	\$ 24,821.87	\$ 1,324,648.16	

Unused Sites Program

REPORT OF THE EXECUTIVE OFFICER
State Allocation Board Meeting, December 6, 2017

UNUSED SITES PROGRAM
ASSESSMENTS, ADDITIONS, WAIVERS, REDUCTION OF FEES AND DELETIONS

PURPOSE OF REPORT

To request the State Allocation Board (Board) approve the following reports:

- Unused School Site Payments (Attachment B)
- Waivers of Assessment of Fees for Unused School Sites (Attachment C)
- Reduction of Fees for Unused School Sites (Attachment D)
- Added Unused School Sites (Attachment E)
- Deleted Unused School Sites (Attachment F)

DESCRIPTION

Current statute requires all school districts to report their unused sites to the Board on an annual basis. Using the information provided, the school districts are assessed a fee for each unused site equal to one percent of the value of the site. A school district may request a waiver or a reduction of the fee for any site, provided that the school district meets certain criteria for the use of the site. School districts are also required to report any newly acquired site or sites that are no longer being used for school purposes. A site may be deleted from the Unused Sites Program when a school district sells a site, begins construction on a site or reopens a site for school purposes.

This item is requesting the Board approve the nonuse payments, waivers, reduction of fees, additions and deletions for unused school sites as shown on the attachments.

AUTHORITY

Please see Attachment A.

BACKGROUND

As required by law, all school districts are required to report any unused school sites to the Board annually. The school districts self-certify requests for waivers and reduction of fees based on certain criteria outlined in Education Code Section 17219. In addition, school districts are required to report any newly acquired or closed school sites. An unused school site may be deleted if a school district has sold, constructed a new school or reopened a previously closed school site.

Funds collected by the State Controller's Office are transferred to the State School Site Utilization Fund.

STAFF ANALYSIS/STATEMENTS

Unused School Site Payments

The school districts on Attachment B are being assessed unused school site fees based on the self-certified reports submitted to the Office of Public School Construction. This information will authorize the State Controller's Office to withhold an amount equal to the school districts' total assessed fee, in four equal installments, during the months of February through May as prescribed in law. A total of \$4,249,280 will be withheld for the Fiscal Year 2016/2017.

STAFF ANALYSIS/STATEMENTS (cont.)

Waivers of Assessment of Fees for Unused School Sites

Attachment C lists school districts that have submitted self-certified documents requesting a waiver of the unused school site assessment due to the State. The school districts must meet any one of the following conditions to be eligible for a waiver:

- a. The school district has resolved to use the site for the purpose for which it was intended within a specified period of time (will be used within 1, 2 or 3 years);
- b. The site has a value less than the exemption amount of \$46,841 for the current Fiscal Year (below minimum);
- c. The school district has advertised the school site for sale and received no bids that, in the judgment of the Board, reflect the fair market value of the property (Attempted to sell);
- d. The site was used for at least one-half of the year for purposes as specified in law (community use, child care program);
- e. The site was leased for at least one-half of the year to a tenant that is paying possessory taxes on the site (leased to tenant); or,
- f. Nonuse payments would cause the school district to receive less than \$120 per pupil in average daily attendance in the school district during the preceding school year (Basic Aid).

Reduction of Fees for Unused School Sites

The school district listed on Attachment D is requesting a reduction of unused school site fees for either of the following reasons as self-certified by the school district:

- a. The payment of bond debt service costs that are directly related to the actual construction of school facilities; or,
- b. A modification of the adjusted value of the site.

If the debt service amount is less than the unused school site fee assessment, the specific percentage of reduction will be reflected on Attachment D.

Added Unused School Sites

The school districts on Attachment E have reported newly acquired school sites or closed school sites, as required by law. Newly acquired school sites will not be subject to an unused school site fee for a period of five years from the date of acquisition for elementary school districts with any grade combination of Kindergarten (K) through eight and for all unified school districts with sites designated for K through six. Any high school districts or unified school districts with sites designated for grades seven through twelve will not be assessed an unused school site fee for a period of seven years. Any unused school site that has previously been utilized as a school but is no longer in use for school purposes, will not be subject to an unused school site fee for a period of five years.

Deleted Unused School Sites

Attachment F lists the unused school sites that have been sold, have begun or completed construction, opened or reopened for school purposes, based on self-certification by the school districts. These school sites will no longer be assessed an unused school site fee.

RECOMMENDATIONS

1. Authorize the State Controller's Office to withhold each school district's nonuse payments as listed on Attachment B.
2. Approve the waivers as shown on Attachment C.
3. Approve the nonuse payment reductions as shown on Attachment D.
4. Approve the added unused school sites as shown on Attachment E.
5. Approve the deletion of unused school sites as shown on Attachment F.

ATTACHMENT A

Education Code (EC) Section 17219. (a) Whenever a school district acquires or has acquired a site for school purposes, as determined by the State Allocation Board, and does not use the site within (1) five years of the date of acquisition for the kindergarten, if any, and any of grades 1 to 8, inclusive, maintained by an elementary school district or a unified school district, or, (2) seven years of the date of acquisition for any of grades 7 to 12, inclusive, maintained by a high school district or a unified school district, or if a school district has a site at any grade level that has previously been used but has not been used for school purposes within the preceding five years, the school district shall be subject to nonuse payments, unless the State Allocation Board, from time to time, makes a determination that the school district will utilize the property for the purpose for which it was intended within a reasonable period of time, in a specific amount for each additional year in which the site is retained and not used by the district beyond the foregoing specified periods, except the first additional year shall be deemed to end not earlier than April 30, 1973.

(b) Payment shall not be required under this section as to any site having a value of twenty thousand dollars (\$20,000) or less. Commencing on January 1, 1988, and annually thereafter, the State Allocation Board shall increase this exemption figure by the amount of the current fiscal year inflation adjustment specified in Section 42238.1, if any.

(c) The payments required shall be computed by the Executive Officer of the State Allocation Board and certified to the Controller, and payments shall be equal to one one-hundredth (1/100) of the original purchase price of the site modified by either a factor reflecting the change in assessed value of all lands in the state from the date of purchase of the site to the current date or any other factor that in the determination of the State Allocation Board is applicable to the site under consideration.

(d) Whenever the State Allocation Board has determined that a school district in good faith has, within the preceding year, advertised the schoolsite for sale to the highest bidder pursuant to the provisions of Article 4 (commencing with Section 17455) of Chapter 4 of Part 10.5 and has received no bids that in the judgment of the State Allocation Board reflect the fair market value of the property, the Executive Officer of the State Allocation Board shall not compute any nonuse payments for the site for a period of one year beyond the date of the determination.

(e) Nonuse payments shall not be required for any year with respect to a schoolsite that for one-half or more of the number of days of that year has been utilized for any of the following purposes:

(1) By the school district, or by any other governmental entity pursuant to agreement with the school district, for school purposes, for use as a civic center, or for community playground, playing field, or other outdoor recreational purposes. "Civic center," for this purpose, means a site used for one or more of the purposes described in Section 40041.

(2) By the State Allocation Board, pursuant to agreement with the school district, for the storage of emergency portable classrooms.

(3) By the school district, or by any other public or private entity pursuant to agreement with the school district, for the operation of a child care program.

(f) Nonuse payments shall not be required for any year with respect to a schoolsite that was leased at least one-half of the days in that year in a manner that subjected the site to property taxes equal to the taxes that would have been paid if the site had been sold.

EC Section 17221. The amount of any nonuse payments required of any school district under Section 17219 shall be reduced, without regard to fiscal year, by the amount of the proceeds, resulting from the lease of district property that is subject to that section, that are expended by the district the payment of bond debt service costs that are directly related to the actual construction of school facilities.

EC Section 17222. The Controller shall, during the next fiscal year following that in which the Executive Officer of the State Allocation Board certifies to him or her the amount of payment, deduct the total amount of the payment of each district in equal amounts from each of the February, March, April and May installments of the apportionments made to the district from the State School Fund under Sections 46304, 46305, and 41050, Sections 41330 to 41343, inclusive, and Sections 41600 to 41972, inclusive, whichever are in effect. However, in no event shall the deductions exceed an amount which would result in a district's receiving, in any school year, from the State School Fund, less than one hundred twenty dollars (\$120) per pupil in average daily attendance in the district during the preceding

school year. On order of the Controller, the amount so deducted shall be transferred to the State School Site Utilization Fund which is hereby created.

EC Section 17223. (a) Whenever a school district has either begun to use an unused site or has sold that site within two years of the date the Controller, pursuant to Section 17222, has deducted a certified nonuse payment from the district's State School Fund apportionment, the State Allocation Board shall certify that fact to the Controller. The Controller shall then cease to withhold any additional payments and shall return to the district from the State School Site Utilization Fund the payments, without interest, which had been withheld for the particular site during the prior fiscal year and the current fiscal year.

(b) If the school district begins to use or has sold the site more than two years after the aforesaid date, the State Allocation Board shall so certify to the Controller and no further payments shall be withheld as specified in Section 17222.

EC Section 17224. Any funds in the State School Site Utilization Fund, including interest, that are not subject to return to a school district pursuant to Section 17223 shall revert to the Deferred Maintenance Fund.

**Unused Sites Assessments
Fiscal Year 2016/2017
Attachment B**

COUNTY			
DISTRICT			
SITE		ASSESSED VALUE	ANNUAL PAYMENT
ALAMEDA			
	75101 PLEASANTON UNIFIED		
	JOSHUA A. NEAL ELEMENTARY (946-1350-013)	\$5,150,934	\$51,509

	PLEASANTON UNIFIED TOTAL:		\$51,509
	61309 SAN LORENZO UNIFIED		
	MARTIN (Unknown)	\$5,318,109	\$53,181

	SAN LORENZO UNIFIED TOTAL:		\$53,181

	ALAMEDA COUNTY TOTAL:		\$104,690
BUTTE			
	61531 PARADISE UNIFIED		
	BRAKEBILL (HORACE) ELEMENTARY (Unknown)	\$154,458	\$1,545
	ROSEWOOD (065-270-003-000)	\$1,323,107	\$13,231

	PARADISE UNIFIED TOTAL:		\$14,776

	BUTTE COUNTY TOTAL:		\$14,776
CONTRA COSTA			
	61648 ANTIOCH UNIFIED		
	CAMARA SCHL. SITE (057-041-001, 057)	\$2,600,449	\$26,004
	HILLCREST (052-460-012-9)	\$807,246	\$8,072
	MOLLER RANCH SITE (075-051-004, 005)	\$1,304,662	\$13,047

	ANTIOCH UNIFIED TOTAL:		\$47,123
	61721 LIBERTY UNION HIGH		
	NEW HIGH #4 (018-310-011-4)	\$3,000,000	\$30,000

	LIBERTY UNION HIGH TOTAL:		\$30,000
	61754 MT. DIABLO UNIFIED		
	ALVES RANCH (11.26 ACRES) (094-780-017-6)	\$1,516,179	\$15,162

	MT. DIABLO UNIFIED TOTAL:		\$15,162
	61788 PITTSBURG UNIFIED		
	HARBOR STREET (088-300-018)	\$3,082,267	\$30,823

	PITTSBURG UNIFIED TOTAL:		\$30,823
	61796 WEST CONTRA COSTA UNIFIED		
	SEAVIEW ELEMENTARY (403-482-043, 403)	\$6,458,812	\$64,588

	WEST CONTRA COSTA UNIFIED TOTAL:		\$64,588

		FRESNO COUNTY TOTAL:		\$53,863
IMPERIAL				
63073 BRAWLEY ELEMENTARY				
	PARKSIDE ESTATES (046-349-03-01)		\$917,833	\$9,178

		BRAWLEY ELEMENTARY TOTAL:		\$9,178
63107 CALIPATRIA UNIFIED				
	CALIPATRIA HIGH - FARM (023-060-10)		\$124,789	\$1,248

		CALIPATRIA UNIFIED TOTAL:		\$1,248
63164 IMPERIAL UNIFIED				
	NEW ELEMENTARY 12 ACRE (044-200-028)		\$994,491	\$9,945

		IMPERIAL UNIFIED TOTAL:		\$9,945

		IMPERIAL COUNTY TOTAL:		\$20,371
KERN				
63321 BAKERSFIELD CITY ELEMENTARY				
	5600 MORNING DRIVE (437-010-15)		\$376,093	\$3,761

		BAKERSFIELD CITY ELEMENTARY TOTAL:		\$3,761
63412 DELANO JOINT UNION HIGH				
	M.D.B. & M SITE (520-010-01-00-7)		\$464,668	\$4,647

		DELANO JOINT UNION HIGH TOTAL:		\$4,647
63404 DELANO UNION ELEMENTARY				
	CNG & MOT FACILITY (521-090-17/27)		\$559,058	\$5,591

		DELANO UNION ELEMENTARY TOTAL:		\$5,591
63438 EDISON ELEMENTARY				
	EUCALYPTUS PROPERTY (388 40 12)		\$782,086	\$7,821
	EUCALYPTUS PROPERTY 2 (9.22 ACRES) (388-140-03)		\$1,327,137	\$13,271

		EDISON ELEMENTARY TOTAL:		\$21,092
63552 LAKESIDE UNION				
	LAKESIDE #4 (542-010-05-3)		\$234,832	\$2,348
	LAKESIDE #5 (27 ACRES) (542-010-07-9)		\$651,239	\$6,512

		LAKESIDE UNION TOTAL:		\$8,860
63594 LOST HILLS UNION ELEMENTARY				
	SECTION 3 (AP069-011-049)		\$47,011	\$470

		LOST HILLS UNION ELEMENTARY TOTAL:		\$470
63628 MARICOPA UNIFIED				
	42-280-05 (Unknown)		\$342,560	\$3,426

		MARICOPA UNIFIED TOTAL:		\$3,426
63677 MOJAVE UNIFIED				

	LOT 332 (Unknown)		\$346,126	\$3,461
	RED ROCK ELEMENTARY (181050048)		\$907,225	\$9,072
		MOJAVE UNIFIED TOTAL:		\$12,533
	63578 RICHLAND UNION ELEMENTARY			
	SITE 5-KIRSCHENMANN (026-160-10)		\$57,767	\$578
		RICHLAND UNION ELEMENTARY TOTAL:		\$578
	73742 SIERRA SANDS UNIFIED			
	WARD & DOWNS (Unknown)		\$232,949	\$2,329
		SIERRA SANDS UNIFIED TOTAL:		\$2,329
	63776 SOUTHERN KERN UNIFIED			
	SCRUGGS (Unknown)		\$281,778	\$2,818
	WILLOW SPRINGS ROAD (Unknown)		\$164,551	\$1,646
		SOUTHERN KERN UNIFIED TOTAL:		\$4,464
	63826 TEHACHAPI UNIFIED			
	ALPINE FOREST SITE (325-031-01-00-7)		\$143,910	\$1,439
	CHERRY LANE SITE (416-110-14)		\$236,063	\$2,361
	MOUNTAIN MEADOWS SITE (223-272-01-00-1)		\$207,028	\$2,070
	STALLION SPRINGS SITE 2 (318-200-01-00)		\$265,096	\$2,651
		TEHACHAPI UNIFIED TOTAL:		\$8,521
		KERN COUNTY TOTAL:		\$76,272
	KINGS			
	73932 REEF-SUNSET UNIFIED			
	N/W TOWNSHIP (SEE FOLDER) (Unknown)		\$62,056	\$621
		REEF-SUNSET UNIFIED TOTAL:		\$621
		KINGS COUNTY TOTAL:		\$621
	LOS ANGELES			
	64246 ANTELOPE VALLEY UNION HIGH			
	70TH STR WEST & AVENUE 1 (77.33 ACRES) (3268-022-		\$2,782,741	\$27,827
	HIGH SCHOOL #11 (3219-001-004, 00)		\$420,747	\$4,207
	HIGH SCHOOL #9 (3051-027-011, 01)		\$2,686,179	\$26,862
	LEONA VALLEY (MESSER RANCH) (3206-006-900,901)		\$3,780,065	\$37,801
		ANTELOPE VALLEY UNION HIGH TOTAL:		\$96,697
	64345 CASTAIC UNION			
	APN 3270-015-900 (Unknown)		\$56,412	\$564
	APN 3270-017-904 (Unknown)		\$87,730	\$877
	APN 3272-034-907 (Unknown)		\$56,412	\$564
		CASTAIC UNION TOTAL:		\$2,005
	73437 COMPTON UNIFIED			
	MARSHALL KING (Unknown)		\$17,389,340	\$173,893

		COMPTON UNIFIED TOTAL:		\$173,893
64444	CULVER CITY UNIFIED			
	BETSY ROSS ELEMENTARY (Unknown)		\$5,138,559	\$51,386
	WASHINGTON ELEMENTARY (Unknown)		\$4,052,470	\$40,525
		CULVER CITY UNIFIED TOTAL:		\$91,911
64527	EL RANCHO UNIFIED			
	MAIZELAND (6368-006-900)		\$795,336	\$7,953
		EL RANCHO UNIFIED TOTAL:		\$7,953
64568	GLENDALE UNIFIED			
	GLENDALE ADMIN BLDG 15000 SQ FT 5642-017-902 (564		\$2,376,462	\$23,765
		GLENDALE UNIFIED TOTAL:		\$23,765
64667	LANCASTER ELEMENTARY			
	ELEMENTARY SITE #22 (3153-002-15,16,1)		\$3,554,080	\$35,541
	MIDDLE #21 (3153-010-900)		\$2,487,590	\$24,876
	SITE #24 (3105-017-900)		\$3,119,690	\$31,197
	SITE 19 (3176-20-900)		\$265,034	\$2,650
		LANCASTER ELEMENTARY TOTAL:		\$94,264
64733	LOS ANGELES UNIFIED			
	COLLINS (2146-004-904)		\$7,394,893	\$73,949
	HARRISON STREET ELEMENTARY (5229-017-904)		\$48,449	\$484
	HIGHLANDER EL (2028-028-900)		\$6,107,279	\$61,073
	LOS ANGELES ACADEMY MIDDLE (5101-005-900)		\$586,495	\$5,865
	OSO EL (2151-0154-900)		\$5,979,784	\$59,798
	PLATT RANCH EL (2047-007-900)		\$7,889,013	\$78,890
		LOS ANGELES UNIFIED TOTAL:		\$280,059
64857	PALMDALE ELEMENTARY			
	BLACKBIRD ELEMENTARY (3051-014-900, 90)		\$1,934,207	\$19,342
	FREDERICK W. STRASBURG SCHOOL (3019-011-901-92		\$3,125,629	\$31,256
		PALMDALE ELEMENTARY TOTAL:		\$50,598
64881	PASADENA UNIFIED			
	LINDA VISTA ELEMENTARY (5705-013-900)		\$3,187	\$32
		PASADENA UNIFIED TOTAL:		\$32
65102	WESTSIDE UNION ELEMENTARY			
	BELLVIEW (3001-005-901)		\$149,076	\$1,491
	L-12 & 82ND STREET WEST (3248-022-002)		\$809,617	\$8,096
	NEENACH ELEMENTARY (3275-013-903 & 3)		\$217,155	\$2,172
	QUARTZ HILL ROAD PROPERTY (3101-017-012)		\$160,807	\$1,608
	TUMBLEWEED HEIGHTS (3262-015-900)		\$71,282	\$713
		WESTSIDE UNION ELEMENTARY TOTAL:		\$14,080
		LOS ANGELES COUNTY TOTAL:		\$835,257
MARIPOSA				

65532 MARIPOSA COUNTY UNIFIED				
	HORNITOS (011-190-005)		\$249,640	\$2,496
	YAQUI GULCH (17-540-10)		\$340,183	\$3,402
	YOSEMITE WEST (06-070-32)		\$135,963	\$1,360
		MARIPOSA COUNTY UNIFIED TOTAL:		\$7,258
		MARIPOSA COUNTY TOTAL:		\$7,258
MERCED				
65631 ATWATER ELEMENTARY				
	ATWATER-JORDAN (056-084-018)		\$321,904	\$3,219
	AVE ONE (005-110-14)		\$391,333	\$3,913
	JUNIPER AVENUE (004-010-026)		\$79,330	\$793
		ATWATER ELEMENTARY TOTAL:		\$7,925
65771 MERCED CITY ELEMENTARY				
	PAULSON ROAD SITE APN 060-730-042 (Unknown)		\$724,321	\$7,243
		MERCED CITY ELEMENTARY TOTAL:		\$7,243
65789 MERCED UNION HIGH				
	TYLER RD. GERARD AVE (259-130-010)		\$2,518,969	\$25,190
		MERCED UNION HIGH TOTAL:		\$25,190
		MERCED COUNTY TOTAL:		\$40,358
MONTEREY				
66092 MONTEREY PENINSULA UNIFIED				
	MONTEREY CAL/RANCHO SAUCI (APN 259-091-011)		\$2,205,703	\$22,057
	MONTEREY CO. HIDDEN HILLS (Unknown)		\$3,447,577	\$34,476
		MONTEREY PENINSULA UNIFIED TOTAL:		\$56,533
73825 NORTH MONTEREY COUNTY UNIFIED				
	OAK HILLS SUBDIVISION (Unknown)		\$1,745,397	\$17,454
		NORTH MONTEREY COUNTY UNIFIED TOTAL:		\$17,454
		MONTEREY COUNTY TOTAL:		\$73,987
NEVADA				
66373 PLEASANT RIDGE UNION ELEMENTARY				
	SHARON OAKS (Unknown)		\$66,724	\$667
		PLEASANT RIDGE UNION ELEMENTARY TOTAL:		\$667
		NEVADA COUNTY TOTAL:		\$667
PLACER				

	66787 AUBURN UNION ELEMENTARY		
	ATWOOD (28.3 ACRES) (051-100-070)	\$881,272	\$8,813

	AUBURN UNION ELEMENTARY TOTAL:		\$8,813
	66803 DRY CREEK JOINT ELEMENTARY		
	MORGAN CREEK ELEMENTARY (029-010-020)	\$1,485,836	\$14,858

	DRY CREEK JOINT ELEMENTARY TOTAL:		\$14,858
	66928 ROSEVILLE JOINT UNION HIGH		
	TRANSPORTATION FACILITY - INDUSTRIAL BLVD (017-1	\$1,091,800	\$10,918

	ROSEVILLE JOINT UNION HIGH TOTAL:		\$10,918

	PLACER COUNTY TOTAL:		\$34,589
	RIVERSIDE		
	66985 BANNING UNIFIED		
	538-280-002-8 (538-280-002-8)	\$415,732	\$4,157
	OLD CABAZON ELEMENTARY (526-021-008)	\$162,223	\$1,622

	BANNING UNIFIED TOTAL:		\$5,779
	66993 BEAUMONT UNIFIED		
	FOURTEENTH STREET (414-070-001)	\$207,978	\$2,080
	LOMA LINDA ELEMENTARY (421-120-009)	\$207,978	\$2,080
	PENNSYLVANIA PROPERTY (419-360-030, 418)	\$247,594	\$2,476

	BEAUMONT UNIFIED TOTAL:		\$6,636
	73676 COACHELLA VALLEY UNIFIED		
	FUTURE NORTH SHORE (K-8) 40 ACRES 721-110-001 (7	\$1,888,009	\$18,880

	COACHELLA VALLEY UNIFIED TOTAL:		\$18,880
	67033 CORONA-NORCO UNIFIED		
	RANCHO SERRANO HIGH (283-150-016,017)	\$5,265,302	\$52,653
	ROOSEVELT ELEMENTARY (106-020-004)	\$5,652,562	\$56,526

	CORONA-NORCO UNIFIED TOTAL:		\$109,179
	67058 DESERT SANDS UNIFIED		
	AVE 39 ELEMENTARY (#6) (679-110-001)	\$4,462,174	\$44,622
	SOUTHWEST INDIO (MADISON STREET) (649-270-1 & 64	\$2,011,839	\$20,118

	DESERT SANDS UNIFIED TOTAL:		\$64,740
	67082 HEMET UNIFIED		
	GIBBEL ELEMENTARY (454-400-001)	\$378,709	\$3,787

	HEMET UNIFIED TOTAL:		\$3,787
	67090 JURUPA UNIFIED		
	MIDDLE #4 (165-120-005)	\$274,533	\$2,745
	MIDDLE #5 (165-130-019-22)	\$2,537,349	\$25,373

	JURUPA UNIFIED TOTAL:		\$28,118

75176 LAKE ELSINORE UNIFIED			
WASSON CANYON (349-41-005)		\$133,965	\$1,340

	LAKE ELSINORE UNIFIED TOTAL:		\$1,340
67124 MORENO VALLEY UNIFIED			
WILMOT/CACTUS (476-100-012)		\$274,356	\$2,744

	MORENO VALLEY UNIFIED TOTAL:		\$2,744
67173 PALM SPRINGS UNIFIED			
KAREN STREET SCHOOL (667-100-006-8)		\$299,623	\$2,996
PALM DESSERT SCHOOL SITE (653-260-024,025,)		\$3,493,467	\$34,935
SECTION 14 (PARTIAL) (Unknown)		\$840,252	\$8,403

	PALM SPRINGS UNIFIED TOTAL:		\$46,334
67207 PERRIS UNION HIGH			
CHOICE 2000 ON-LINE (CHAR) (313-091-001)		\$455,808	\$4,558

	PERRIS UNION HIGH TOTAL:		\$4,558
67231 ROMOLAND ELEMENTARY			
MONUMENT RANCH (330-160-051-3,34)		\$5,169,867	\$51,699

	ROMOLAND ELEMENTARY TOTAL:		\$51,699
67249 SAN JACINTO UNIFIED			
MEGAN COPE ELEMENTARY (433-110-028)		\$341,574	\$3,416
WARREN COVE K-8 (431-250-053)		\$1,344,949	\$13,449

	SAN JACINTO UNIFIED TOTAL:		\$16,865
75192 TEMECULA VALLEY UNIFIED			
MIDDLE SCHOOL #8 (WINCHESTER 1800) (476-020-011)		\$4,472,784	\$44,728

	TEMECULA VALLEY UNIFIED TOTAL:		\$44,728

	RIVERSIDE COUNTY TOTAL:		\$405,387
SACRAMENTO			
67314 ELK GROVE UNIFIED			
APN 121-0110-002 (121-0110-002)		\$347,949	\$3,479

	ELK GROVE UNIFIED TOTAL:		\$3,479
67348 GALT JOINT UNION ELEMENTARY			
JEFF JENNINGS (148-0140-044)		\$1,632,879	\$16,329

	GALT JOINT UNION ELEMENTARY TOTAL:		\$16,329
67355 GALT JOINT UNION HIGH			
SOUSA SITE (005-040-020 & 02)		\$2,918,349	\$29,183

	GALT JOINT UNION HIGH TOTAL:		\$29,183
75283 NATOMAS UNIFIED			
NORTHPOINTE MIDDLE (225-1060-024,025)		\$4,812,251	\$48,123
WESTLAKESIDE SITE (225-0030-065)		\$855,126	\$8,551

		NATOMAS UNIFIED TOTAL:		\$56,674
		67421 ROBLA ELEMENTARY		
		NORWOOD SITE (237-0380-01900&0)	\$2,111,380	\$21,114

		ROBLA ELEMENTARY TOTAL:		\$21,114
		76505 TWIN RIVERS UNIFIED		
		1690 BELL AVE (238-0050-011, 01)	\$908,902	\$9,089
		1710 ASCOT AVENUE (215-0241-012)	\$2,447,977	\$24,480
		EAST NATOMAS EDUCATIONAL COMPLEX 34 ACRES (2	\$7,871,944	\$78,719
		EAST NATOMAS EDUCATIONAL COMPLEX 35ACRES (2	\$8,019,643	\$80,196
		EAST NATOMAS EDUCATIONAL COMPLEX 7.5 ACRES (\$3,883,776	\$38,838
		EAST NATOMAS EDUCATIONAL COMPLEX 7.7 ACRE (20	\$7,594,849	\$75,948
		HARMON JOHNSON ELEMENTARY (263-0110-005-000)	\$6,760,498	\$67,605
		MEISTER (225-0170-029)	\$1,926,888	\$19,269
		SITE E (206-090-14)	\$546,006	\$5,460
		SITE F (214-181-02)	\$285,236	\$2,852
		TERRACE PARK ELEMENTARY (201-0300-102, 10)	\$5,115,049	\$51,150

		TWIN RIVERS UNIFIED TOTAL:		\$453,606

		SACRAMENTO COUNTY TOTAL:		\$580,385
		SAN BERNARDINO		
		67587 ADELANTO ELEMENTARY		
		NEW ELEMENTARY NO. 2 - EL MIRAGE (458-22-113-25)	\$369,746	\$3,697
		New Elementary Site #24 (3128-391-01)	\$859,511	\$8,595
		PALMER & EL MIRAGE (457-251-16)	\$183,598	\$1,836
		SITE 27 (K-6) 15 ARCES 3103-581-14, 15 (3101-581-14,15	\$1,666,154	\$16,662

		ADELANTO ELEMENTARY TOTAL:		\$30,790
		75077 APPLE VALLEY UNIFIED		
		APN: 441-041-35 (441-041-35)	\$94,191	\$942
		RANCHERIAS SITE (441-041-02)	\$1,169,483	\$11,695

		APPLE VALLEY UNIFIED TOTAL:		\$12,637
		67611 BARSTOW UNIFIED		
		SCHOOL FARM (Unknown)	\$357,841	\$3,578

		BARSTOW UNIFIED TOTAL:		\$3,578
		67652 CHAFFEY JOINT UNION HIGH		
		HIGH SCHOOL #9 (SAN SEVAINE FONTANA) (228-021-28	\$7,662,679	\$76,627

		CHAFFEY JOINT UNION HIGH TOTAL:		\$76,627
		67686 COLTON JOINT UNIFIED		
		VALLEY BLVD & CACTUS AVE (253-151-01)	\$1,816,910	\$18,169

		COLTON JOINT UNIFIED TOTAL:		\$18,169
		67710 FONTANA UNIFIED		
		BIRCH CONTINUATION HIGH EXPANSION (0243-191-04)	\$368,177	\$3,682
		CONTINUATION HIGH #1 (0255-091-040)	\$3,287,053	\$32,871

		FONTANA UNIFIED TOTAL:		\$36,553

75044 HESPERIA UNIFIED			
	CEDAR GLEN 14.77 ACRES (3046-101-23,24,1)	\$477,000	\$4,770
	EL CENTRO 13.49 ACRES (405-372-42,43)	\$376,300	\$3,763

	HESPERIA UNIFIED TOTAL:		\$8,533
67777 MORONGO UNIFIED			
	2 MILE ROAD/ENCELIA (0612-231-05)	\$72,353	\$724

	MORONGO UNIFIED TOTAL:		\$724
67801 NEEDLES UNIFIED			
	AMBOY ELEMENTARY (055-613-10)	\$64,813	\$648
	ESSEX ELEMENTARY (0655-131-03-0000)	\$103,991	\$1,040

	NEEDLES UNIFIED TOTAL:		\$1,688
67868 RIM OF THE WORLD UNIFIED			
	CRESTLINE ELEMENTARY (343-111-04)	\$258,428	\$2,584

	RIM OF THE WORLD UNIFIED TOTAL:		\$2,584
67876 SAN BERNARDINO CITY UNIFIED			
	HIGHLAND-CYPRESS II (1192-361-01)	\$120,225	\$1,202

	SAN BERNARDINO CITY UNIFIED TOTAL:		\$1,202
10363 SAN BERNARDINO COUNTY OFFICE OF EDUCATION			
	Adelanto Early Education Center (3128-521-09)	\$115,667	\$1,157
	APPLE VALLEY COUNTY HIGH (3087-341-37)	\$1,118,115	\$11,181
	BEAR VALLEY COMMUNITY DAY (2328-103-02)	\$430,539	\$4,305
	HESPREIA EARLY ED CENTER (3072-241-17)	\$642,593	\$6,426
	HIGHLAND COMMUNITY (1191-201-12)	\$642,593	\$6,426
	Redlands CDS (0292-157-10,17)	\$2,264,502	\$22,645
	VICTORVILLE CENTRAL COMMUNITY (0477-132-47)	\$277,600	\$2,776
	yucca valley cds (0601-551-27)	\$1,138,309	\$11,383

	SAN BERNARDINO COUNTY OFFICE OF EDUCATION T		\$66,299
73957 SNOWLINE JOINT UNIFIED			
	PROPERTY ON CAUGHLIN ROAD (3102-431-03, 04,)	\$162,304	\$1,623
	PROPERTY ON GOSS ROAD (3069-141-12-000,)	\$122,390	\$1,224
	PROPERTY ON LA MESA (APN 03, 04, 05, 06) (3097-391-	\$132,849	\$1,328
	PROPERTY ON LUNA & BELLFLOWER (3133-131-08)	\$173,125	\$1,731

	SNOWLINE JOINT UNIFIED TOTAL:		\$5,906
67918 VICTOR ELEMENTARY			
	ADDITIONAL LAND - GTE (0480-021-50,51)	\$91,799	\$918
	ADDITIONAL LAND - IR/AC (477-393-01)	\$71,970	\$720
	LOCUST PROPERTY (3093-231-03-0000)	\$5,443,872	\$54,439
	MOJAVE VISTA ELEMENTARY (0478-021-17-0000)	\$985,310	\$9,853
	SANDSTONE (3104-231-07-0000)	\$157,284	\$1,573

	VICTOR ELEMENTARY TOTAL:		\$67,503

	SAN BERNARDINO COUNTY TOTAL:		\$332,793
SAN DIEGO			
67983 BORREGO SPRINGS UNIFIED			

	198-270-13 (198-270-13)		\$67,416	\$674
		BORREGO SPRINGS UNIFIED TOTAL:		\$674
68296	POWAY UNIFIED			
	SANTA FE VALLEY ELEMENTARY SITE (678-070-25)		\$3,179,590	\$31,796
		POWAY UNIFIED TOTAL:		\$31,796
68338	SAN DIEGO UNIFIED			
	SERRA ELEM. (672-450-34)		\$73,640	\$736
		SAN DIEGO UNIFIED TOTAL:		\$736
68361	SANTEE ELEMENTARY			
	ELLIOTT #2 (Unknown)		\$154,497	\$1,545
	SANTEE ELEMENTARY (384-091-01,13,14)		\$2,079,794	\$20,798
	SUMMIT SITE (37821013,07,35)		\$3,130,273	\$31,303
		SANTEE ELEMENTARY TOTAL:		\$53,646
68411	SWEETWATER UNION HIGH			
	HUNTE (643-612-15)		\$34,915,033	\$349,150
	WINDMILL FARMS SITE (568-420-14, 15,3)		\$3,474,220	\$34,742
		SWEETWATER UNION HIGH TOTAL:		\$383,892
		SAN DIEGO COUNTY TOTAL:		\$470,744
SAN FRANCISCO				
68478	SAN FRANCISCO UNIFIED			
	1440 HARRISON SITE (3520 Lot 51)		\$2,015,658	\$20,157
	5TH & MARKET (3705 Lot 42)		\$5,007,733	\$50,077
	SEVENTH AND LAWTON SITE (1030 Lot 1937)		\$439,581	\$4,396
	SIR FRANCIS DRAKE ANNEX (4700 Lot 8)		\$1,867,947	\$18,679
		SAN FRANCISCO UNIFIED TOTAL:		\$93,309
		SAN FRANCISCO COUNTY TOTAL:		\$93,309
SAN JOAQUIN				
68585	LODI UNIFIED			
	BRIGHT BEAR CREEK WEST STOCKTON (084-060-07)		\$2,940,810	\$29,408
	GANTNER ELEMENTARY (027-400-02)		\$4,406,360	\$44,064
	PANOUSI MIDDLE SCHOOL SITE (084-050-13)		\$6,265,292	\$62,653
		LODI UNIFIED TOTAL:		\$136,125
68676	STOCKTON UNIFIED			
	CARPENTER ROAD/HERNANDEZ ELEMENTARY (179-09		\$352,738	\$3,527
		STOCKTON UNIFIED TOTAL:		\$3,527
		SAN JOAQUIN COUNTY TOTAL:		\$139,652

SAN LUIS OBISPO			
68759	LUCIA MAR UNIFIED		
	ROSEMARY CRAIG MIDDLE (091-181-031-4-2)	\$3,119,690	\$31,197

	LUCIA MAR UNIFIED TOTAL:		\$31,197
75457	PASO ROBLES JOINT UNIFIED		
	MARGARET GATES SCHOOL (25-392-014,15,16)	\$2,521,644	\$25,216

	PASO ROBLES JOINT UNIFIED TOTAL:		\$25,216

	SAN LUIS OBISPO COUNTY TOTAL:		\$56,413
SAN MATEO			
69013	SAN BRUNO PARK ELEMENTARY		
	ENGVALL SCHOOL (019-270-260&270)	\$689,579	\$6,896

	SAN BRUNO PARK ELEMENTARY TOTAL:		\$6,896

	SAN MATEO COUNTY TOTAL:		\$6,896
SANTA BARBARA			
69229	LOMPOC UNIFIED		
	ARTESIA (Unknown)	\$883,719	\$8,837

	LOMPOC UNIFIED TOTAL:		\$8,837

	SANTA BARBARA COUNTY TOTAL:		\$8,837
SANTA CLARA			
69666	SAN JOSE UNIFIED		
	CAGLIA UNDEVELOPED SITE (701-34-001)	\$5,257,749	\$52,577

	SAN JOSE UNIFIED TOTAL:		\$52,577

	SANTA CLARA COUNTY TOTAL:		\$52,577
SHASTA			
75267	GATEWAY UNIFIED		
	BLM 1230027 (115-140-016)	\$347,316	\$3,473
	BLM 1230096 (115-110-001)	\$165,389	\$1,654
	LAKE & SHASTA DAM BLVD. (006-890-005-000,)	\$63,749	\$637
	LAKE BLVD. & TAMARACK (113-030-003-000)	\$318,747	\$3,187

	GATEWAY UNIFIEDED TOTAL:		\$8,951
70094	PACHECO UNION ELEMENTARY		
	NORTH RANCHO - APN:054-090-36 (054-090-36)	\$712,217	\$7,122

	PACHECO UNION ELEMENTARY TOTAL:		\$7,122

		SHASTA COUNTY TOTAL:			\$16,073
SOLANO					
		70565 TRAVIS UNIFIED			
		GOLDRIDGE (0166-200-500)	\$8,287,425		\$82,874
		SOUTH TOWN - PAPIN (0136-140-080)	\$4,303,086		\$43,031

		TRAVIS UNIFIED TOTAL:			\$125,905
		70581 VALLEJO CITY UNIFIED			
		GRANT SCHOOL ANNEX (0061-124-010)	\$0		\$0

		VALLEJO CITY UNIFIED TOTAL:			\$0

		SOLANO COUNTY TOTAL:			\$125,905
STANISLAUS					
		75564 OAKDALE JOINT UNIFIED			
		BRIDLE RIDGE (063-060-006)	\$734,392		\$7,344

		OAKDALE JOINT UNIFIED TOTAL:			\$7,344
		71217 PATTERSON JOINT UNIFIED			
		NEW ELEMENTARY SCHOOL (Unknown)	\$367,925		\$3,679

		PATTERSON JOINT UNIFIED TOTAL:			\$3,679
		71290 SYLVAN UNION ELEMENTARY			
		ELEMENTARY SCHOOL SITE #12 (083-004-089)	\$2,911,754		\$29,118

		SYLVAN UNION ELEMENTARY TOTAL:			\$29,118

		STANISLAUS COUNTY TOTAL:			\$40,141
SUTTER					
		71464 YUBA CITY UNIFIED			
		GROVE/BOGUE ROADS (23023001&002)	\$2,605,668		\$26,057
		SHANGHAI BEND RD & PEORIA DR (55-010-040)	\$192,778		\$1,928

		YUBA CITY UNIFIED TOTAL:			\$27,985

		SUTTER COUNTY TOTAL:			\$27,985
TULARE					
		71795 ALLENSWORTH ELEMENTARY			
		ELEMENTARY SCHOOL K-6 333-350-019 (333-350-019)	\$6,434,139		\$64,341

		ALLENSWORTH ELEMENTARY TOTAL:			\$64,341
		71811 ALTA VISTA ELEMENTARY			

	OLIVE AVENUE ELEMENTARY (255-170-022)	\$2,481,637	\$24,816

	ALTA VISTA ELEMENTARY TOTAL:		\$24,816
	75531 DINUBA UNIFIED		
	CRAWFORD SITE (013-050-26)	\$1,551,385	\$15,514
	INTERMEDIATE SITE 1 (9064 E. SIERRA WAY) (018-180-	\$1,811,503	\$18,115
	INTERMEDIATE SITE 2 (9034 E. SIERRA WAY) (018-180-	\$446,756	\$4,468
	RD. 68 (012-272-02)	\$530,290	\$5,303

	DINUBA UNIFIED TOTAL:		\$43,400
	75325 FARMERSVILLE UNIFIED		
	FUTURE MIDDLE 053 (129-010-11)	\$169,309	\$1,693
	FUTURE MIDDLE 054 (129-010-054)	\$71,970	\$720
	FUTURE MIDDLE 055 (129-010-055)	\$165,643	\$1,656
	FUTURE MIDDLE 056 (129-010-056)	\$165,643	\$1,656
	FUTURE MIDDLE 057 (129-010-057)	\$158,667	\$1,587
	FUTURE MIDDLE 058 (129-010-058)	\$112,829	\$1,128
	FUTURE MIDDLE 059 (129-010-059)	\$71,970	\$720
	FUTURE MIDDLE 060 (50000)	\$71,970	\$720
	FUTURE MIDDLE 061 (129-010-061)	\$71,970	\$720

	FARMERSVILLE UNIFIED TOTAL:		\$10,600
	71944 HOPE ELEMENTARY		
	ORANGE GROVE SITE (303-060-011-000)	\$215,911	\$2,159

	HOPE ELEMENTARY TOTAL:		\$2,159
	75523 PORTERVILLE UNIFIED		
	K-8 GRAMMAR SCHOOL (254-010-014,049)	\$1,285,189	\$12,852

	PORTERVILLE UNIFIED TOTAL:		\$12,852
	72090 ROCKFORD ELEMENTARY		
	ROCKFORD SCHOOL (240-150-19)	\$620,114	\$6,201
	ROCKFORD SCHOOL 8 ACRES (236-150-010-000)	\$168,315	\$1,683

	ROCKFORD ELEMENTARY TOTAL:		\$7,884
	72256 VISALIA UNIFIED		
	HOUSTON/ROAD 152 (103-040-040-000)	\$445,485	\$4,455
	LOVERS LANE (127-010-044-000)	\$374,806	\$3,748
	LOVERS LANE/MILL CREEK (098-070-035-000)	\$1,077,051	\$10,771
	PINKHAM ROAD/'K' ROAD (126-920-008-000)	\$899,917	\$8,999

	VISALIA UNIFIED TOTAL:		\$27,973

	TULARE COUNTY TOTAL:		\$194,025
	TUOLUMNE		
	72348 COLUMBIA UNION ELEMENTARY		
	MIDDLE SCHOOL SITE (UNNAMED) (33-090-01)	\$781,697	\$7,817

	COLUMBIA UNION ELEMENTARY TOTAL:		\$7,817

	TUOLUMNE COUNTY TOTAL:		\$7,817

VENTURA					
	72652 VENTURA UNIFIED				
	FRASER RANCH (063-0-1310045)		\$1,192,347		\$11,923
	JEWETT SITE (131-0-060-015)		\$735,619		\$7,356
	SUDDEN ESTATE (Unknown)		\$673,193		\$6,732
		VENTURA UNIFIED TOTAL:			\$26,011
		VENTURA COUNTY TOTAL:			\$26,011
YOLO					
	72694 WASHINGTON UNIFIED				
	LINDEN ACRES (Unknown)		\$2,091,411		\$20,914
		WASHINGTON UNIFIED TOTAL:			\$20,914
	72702 WINTERS JOINT UNIFIED				
	WOLFSKILL HIGH (0103-220-030)		\$67,109		\$671
		WINTERS JOINT UNIFIED TOTAL:			\$671
	72710 WOODLAND JOINT UNIFIED				
	HERITAGE SCHOOL 10 ACRES K-6 042-030-032-000 (042		\$9,562,413		\$95,624
	WILLOW SPRING ELEMENTARY (066-270-055)		\$2,549,976		\$25,500
		WOODLAND JOINT UNIFIED TOTAL:			\$121,124
		YOLO COUNTY TOTAL:			\$142,709
YUBA					
	72736 MARYSVILLE JOINT UNIFIED				
	ALICIA INTERMEDIATE (013-410-038)		\$0		\$0
	MEADOWS (014-300-070-000)		\$5,507,949		\$55,079
	OLD DOBBINS SCHOOL (Unknown)		\$214,703		\$2,147
	OREGON HOUSE SCHOOL SITE (Unknown)		\$233,040		\$2,330
	W. T. ELLIS CONTINUATION HIGH (Unknown)		\$76,718		\$767
		MARYSVILLE JOINT UNIFIED TOTAL:			\$60,323
		YUBA COUNTY TOTAL:			\$60,323
		GRAND TOTAL			\$4,249,280

ATTACHMENT C

**WAIVERS OF ASSESSMENT OF FEES FOR UNUSED SCHOOL SITES
2016/2017 FISCAL YEAR**

COUNTY				
	CDS #	District	Parcel Number(s)	
		Site		Fee Waived - Reason
ALAMEDA				
	61242	New Haven Unified		
		Barnard White Middle School	486-51-4-2	Community Use
ALPINE				
	61333	Alpine County Unified		
		Bear Valley	No parcel # reported	Basic Aid
AMADOR				
	73981	Amador County Unified		
		Drytown	No parcel # reported	Community Use
		Shenandoah	No parcel # reported	Community Use
		Willow Springs	No parcel # reported	Community Use
BUTTE				
	61424	Chico Unified		
		Canyon View High	002-190-021-000	Community Use
		Henshaw	042-020-019	Community Use
	75507	Gridley Unified		
		Randolph Property	No parcel # reported	Community Use
CALAVERAS				
	61564	Calaveras Unified		
		Sheep Ranch	36-020-09	Below Minimum
	61580	Vallecito Union Elementary		
		Sanders Lane	30-015-027	Community Use
CONTRA COSTA				
	61655	Brentwood Union		
		Fourth Middle School	018-100-033/040/041	Will be used within 1 year
	61762	Oakley Union Elementary		
		Summerlake	032-370-003	Will be used within 1 year
		Zocchi/Marsh Middle School	034-190-002/003	Will be used within 1 year
	61796	West Contra Costa Unified		
		Adams Middle School	520-032-002,520	Community Use

ATTACHMENT C

**WAIVERS OF ASSESSMENT OF FEES FOR UNUSED SCHOOL SITES
2016/2017 FISCAL YEAR**

		El Sobrante Elementary	426-121-009	Child Care
HUMBOLDT				
	62679	Arcata Elementary		
		Westwood Site	505-151-07	Leased to Tenant
	75515	Eureka City Unified		
		Jacobs Education Center	9-101-018, 9-111	Community Use
IMPERIAL				
	63214	San Pasqual Valley Unified		
		Ogilby	No parcel # reported	Below Minimum
INYO				
	63289	Lone Pine Unified		
		Olancha	033-080-11	Community Use
KERN				
	63693	Norris		
		Unnamed Elementary #6 (Partial)	492-090-57	Leased to Tenant
	63792	Standard Elementary		
		New Site	No parcel # reported	Leased to Tenant
	63859	Wasco Union High		
		Unused Site (77 Acres)	071-060-01, 02	Community Use
KINGS				
	63875	Armona Union Elementary		
		Neves Donation	018-490-031	Community Use
LAKE				
	64022	Konocti Unified		
		Lakeshore Village	No parcel # reported	Child Care Program
	64030	Lakeport Unified		
		Natural High	025-601-07	Community Use
LASSEN				
	64089	Big Valley Joint Unified		
		Big Valley Primary	Modoc 018-270-23	Community Use
LOS ANGELES				
	64378	Charter Oak Unified		
		Palm View School	8428-16-907	Community Use

ATTACHMENT C

**WAIVERS OF ASSESSMENT OF FEES FOR UNUSED SCHOOL SITES
2016/2017 FISCAL YEAR**

		Ruddock School	8940-65-12	Community Use
64477	Eastside Union			
		Grange Property	3307-005-901-900	Below Minimum
64600	Hermosa Beach City Elementary			
		North School	No parcel # reported	Child Care Program
64642	Keppel Union Elementary			
		California City	No parcel # reported	Below Minimum
64659	La Canada Unified			
		Foothill Intermediate School	No parcel # reported	Leased to Tenant
		Oak Grove	No parcel # reported	Leased to Tenant
64717	Little Lake City Elementary			
		Gettysburg (District Office)	No parcel # reported	Leased to Tenant
64733	Los Angeles Unified			
		Ela Star #1	5234-012-900	Below Minimum
64766	Lowell Joint Elementary			
		Maybrook	No parcel # reported	Child Care Program
		Starbuck	No parcel # reported	Community Use
75333	Manhattan Beach Unified			
		Polliwog Pond	4165-007-902	Community Use
64840	Norwalk-La Mirada Unified			
		Hoxie	8021-029-903	Leased to Tenant
		Kling	8038-028-90123	Community Use
		Rancho	8061-035-900	Community Use
64865	Palos Verdes Peninsula Unified			
		Campo Verde	No parcel # reported	Community Use
		Portugese Bend	No parcel # reported	Community Use
75341	Redondo Beach Unified			
		Fulton	No parcel # reported	Leased to Tenant
		Patterson	No parcel # reported	Leased to Tenant
64980	Santa Monica-Malibu Unified			
		9th and Colorado	No parcel # reported	Leased to Tenant
		Guest Quarters - A	No parcel # reported	Leased to Tenant

ATTACHMENT C

**WAIVERS OF ASSESSMENT OF FEES FOR UNUSED SCHOOL SITES
2016/2017 FISCAL YEAR**

		Guest Quarters - B	No parcel # reported	Leased to Tenant
		Malibu Canyon Road	No parcel # reported	Community Use
	65029	South Pasadena Unified		
		Oneonta	No parcel # reported	Leased to Tenant
MARIN				
	65318	Dixie Elementary		
		Don Timoteo	175-060-01	Community Use
		Lucas Valley	164-022-10	Child Care Program
		Santa Margarita	165-021-07	Child Care Program
	65367	Larkspur Elementary		
		Larkspur School	No parcel # reported	Leased to Tenant
	65391	Mill Valley Elementary		
		Alto	No parcel # reported	Leased to Tenant
		Homestead	No parcel # reported	Leased to Tenant
	75002	Ross Valley		
		Deer Park	No parcel # reported	Community Use
		Red Hill Intermediate	No parcel # reported	Community Use
	65458	San Rafael City Elementary		
		Gallinas	No parcel # reported	Leased to Tenant
		John MacPhail	180-151-18	Leased to Tenant
	65482	Tamalpais Union High		
		San Geronimo	No parcel # reported	Basic Aid
		Bolinas Site	No parcel # reported	Basic Aid
MENDOCINO				
	65557	Arena Union Elementary		
		Bower	145-091-X 10	Basic Aid
		Halliday	No parcel # reported	Basic Aid
		Oakridge	No parcel # reported	Basic Aid
	65581	Mendocino Unified		
		Old Grammar School Rec Center Site	119-140-19	Community Use
MONO				
	73692	Mammoth Unified		
		Hilton Creek	No parcel # reported	Community Use

ATTACHMENT C

**WAIVERS OF ASSESSMENT OF FEES FOR UNUSED SCHOOL SITES
2016/2017 FISCAL YEAR**

MONTEREY				
	65987	Carmel Unified		
		Holt Site	416-028-03	Basic Aid
	66183	San Lucas Union Elementary		
		Lot 2	231-037-02	Below Minimum
		Lots 3 & 4	231-037-02	Below Minimum
		Lots 13 & 15	231-038-11 231-038-13	Below Minimum
NEVADA				
	66340	Nevada City		
		Nevada City Charter	05-370-01	Basic Aid
	66415	Twin Ridges Elementary		
		Malakoff Elementary	63-100-65-000	Attempted to Sell
ORANGE				
	66480	Cypress Elementary		
		Cawthon (Robert C.)	242-332-01	Leased to Tenant
		Damron School	241-056-01	Leased to Tenant
	66530	Huntington Beach City Elementary		
		Kettler (William E.)	14-012-11	Community Use
	73650	Irvine Unified		
		El Camino	449-072-18	Community Use
	66613	Ocean View Elementary		
		Crest View	112-060-1-55	Leased to Tenant
		Glen View	145-422-19	Child Care Program
		Haven View	106-180-8	Community Use
		Meadow View	146-181-01	Child Care Program
		Park View	142-441-28	Community Use
		Rancho View	107-100-52	Leased to Tenant
		Robinwood	145-042-24	Community Use
	66621	Orange Unified		
		Peralta	No parcel # reported	Community Use
		Walnut	No parcel # reported	Community Use
	66670	Santa Ana Unified		
		McKinley	No parcel # reported	Community Use

ATTACHMENT C

**WAIVERS OF ASSESSMENT OF FEES FOR UNUSED SCHOOL SITES
2016/2017 FISCAL YEAR**

PLACER			
66761	Ackerman Elementary		
	Bowman	053-090-023 053-090-024	Community Use
66795	Colfax Elementary		
	Iowa Hill School	064-210-046-000	Below Minimum
66837	Foresthill Union Elementary		
	Foresthill School Site #3	007-045-084	Community Use
66886	Placer Hills Union Elementary		
	Placer Hills	074-111-011 074-111-074	Community Use
66944	Tahoe-Truckee Unified		
	Kingswood Estate	No parcel # reported	Basic Aid
PLUMAS			
66969	Plumas Unified		
	Wolf Creek Middle	110-062-21	Below Minimum
RIVERSIDE			
67058	Desert Sands Unified		
	Elementary #7	679-230-002	Will be used within 1 year.
67090	Jurupa Unified		
	Limonite Property	165-120-007	Attempted to sell
75176	Lake Elsinore Unified		
	Jean Hayman	366-070-005	Attempted to sell
SAN BERNARDINO			
73858	Baker Valley Unified		
	Mountain Pass	No parcel # reported	Will be used within 2 years
67710	Fontana Unified		
	Elementary #33	0226-191-25	Will be used within 1 year
	Middle School #10	0239-131-47 0239-131-49	Will be used within 1 year
10363	San Bernardino County Superintendent of Schools		

ATTACHMENT C

**WAIVERS OF ASSESSMENT OF FEES FOR UNUSED SCHOOL SITES
2016/2017 FISCAL YEAR**

		Chino Hills Early Education Center	1013-421-09 1013-421-10 1013-421-11 1013-421-12	Attempted to sell
	73957	Snowline Joint Unified		
		Property on Bellflower & Luna	3096-341-06	Below Minimum
		Property on Duncan Road	3098-311-11-0000	Leased to Tenant
		Property on Monte Vista & Nyack	3133-181-07	Below Minimum
		Property on White Road	3065-561-07	Leased to Tenant
	67918	Victor Elementary		
		8th Street Lot	478-213-11	Below Minimum
		Additional Land - M&O	0477-173-04 0477-173-05	Below Minimum
SAN DIEGO				
	67983	Borrego Springs Unified		
		Ocotillo Wells	No parcel # reported	Below Minimum
	67991	Cajon Valley Union Elementary		
		Chase/Jamacha	No parcel # reported	Leased to Tenant
	68031	Coronado Unified		
		Glorietta Bay Property	760-215-22 760-215-23	Leased to Tenant
	68049	Dehesa		
		Land Locked Razooky Property	520-020-008-00	Below Minimum
	68312	Rancho Santa Fe Elementary		
		17017 Mimosa RSF	No parcel # reported	Basic Aid
	68338	San Diego Unified		
		Bay Terraces #6	589-020-31	Child Care
		Camp Elliott No. 3	373-030-03	Community Use
		Decatur	352-460-08	Leased to Tenant
		Grantville	461-030-33	Leased to Tenant
		Marcy	670-100-01	Leased to Tenant
		Scripps	346-531-01	Leased to Tenant
	75614	Valley Center-Pauma		
		Non-Road APN 188-141-21	188/141-21	Community Use
SAN JOAQUIN				

ATTACHMENT C

**WAIVERS OF ASSESSMENT OF FEES FOR UNUSED SCHOOL SITES
2016/2017 FISCAL YEAR**

	68593	Manteca Unified		
		Ethel Allen	191-340-02	Community Use
		Rustic	226-020-30 226-020-31	Community Use
		South Manteca High	226-100-05; 224	Community Use
SAN LUIS OBISPO				
	68759	Lucia Mar Unified		
		Hidden Oaks	047-132-016	Community Use
	68809	San Luis Costal Unified		
		Avila School	76-221-03-990	Basic Aid
		East Santa Fe School	76-061-02-000	Basic Aid
		Morro - 1130 Napa Avenue	068-280-068	Basic Aid
		Sunnyside - 880 Manzanita Drive	074-330-001	Basic Aid
SAN MATEO				
	68924	Jefferson Union High		
		Serramonte High	091211160-300	Community Use
	68957	Las Lomitas Elementary		
		Ladera	No parcel # reported	Basic Aid
		La Loma	No parcel # reported	Basic Aid
	68973	Millbrae		
		Glen Oaks	No parcel # reported	Child Care Program
	69070	South San Francisco Unified		
		Serra Vista Elementary	091-231-070	Basic Aid
SANTA BARBARA				
	69146	Carpinteria Unified		
		Bailard Avenue Parcel	1-080-451-080-46	Basic Aid
		Whitney Property	No parcel # reported	Basic Aid
	75010	Cuyama Joint Unified		
		4753 Cebrian St.	149-072-07-001-2	Leased to Tenant
		4825 Cebrian St.	149-063-05-001-0	Leased to Tenant
		4814 Morales St.	149-061-12-001-6	Leased to Tenant
		4825 Morales St.	149-062-05-001-5	Leased to Tenant
		4831 Morales St.	149-062-04-001-8	Leased to Tenant
		67 and 69 Pato Ave.	149-052-04-001-5	Below Minimum
		4826 Sisquoc St.	149-035-20-001-0	Below Minimum
		4832 Sisquoc St.	149-035-21-002-1	Leased to Tenant

ATTACHMENT C

**WAIVERS OF ASSESSMENT OF FEES FOR UNUSED SCHOOL SITES
2016/2017 FISCAL YEAR**

69195	Goleta Union Elementary			
	El Rancho	79-120-04		Child Care Program
76786	Santa Barbara Unified			
	Happy Canyon	145-070-16		Community Use
	Hidden Valley	No parcel # reported		Community Use
	Tatum Property	065-040-026		Community Use
69344	Vista Del Mar Union Elementary			
	Adjoining Vista Del Mar	No parcel # reported		Basic Aid
SANTA CLARA				
69377	Beryessa Union Elementary			
	Birchwood	No parcel # reported		Leased to Tenant
	Mabury	No parcel # reported		Community Use
69385	Cambrian			
	Metzler	No parcel # reported		Leased to Tenant
69393	Campbell Union Elementary			
	Dover	28812075		Leased to Tenant
	Hamilton	30505034		Leased to Tenant
	Hazelwood	405-30-005		Leased to Tenant
69419	Cupertino Union			
	D. W. Luther	29629023		Leased to Tenant
	Montebello	351-24-011		Community Use
	Junipero Serra	32326001		Leased to Tenant
69468	Fremont Union High			
	Sunnyvale High	No parcel # reported		Basic Aid
69518	Los Altos Elementary			
	Eastbrook	No parcel # reported		Leased to Tenant
69534	Los Gatos-Saratoga Joint Union High			
	809 University Avenue	No parcel # reported		Basic Aid
73387	Milpitas Unified			
	Murphy	No parcel # reported		Leased to Tenant
	Topham	No parcel # reported		Leased to Tenant
69575	Moreland Elementary			

ATTACHMENT C

**WAIVERS OF ASSESSMENT OF FEES FOR UNUSED SCHOOL SITES
2016/2017 FISCAL YEAR**

		Amber Drive	299-05-016	Leased to Tenant
		Coventry	307-510-10	Leased to Tenant
		Eastrebrook	381-15-003	Leased to Tenant
		Phelan	37004-37005	Leased to Tenant
		Strawberry Park	299-37-004	Leased to Tenant
69591	Mountain View-Whisman Elementary			
		O. J. Cooper	197-32-001-00	Community Use
		Whisman	160-23-005	Community Use
69625	Oak Grove Elementary			
		Blossom Valley	689-28-005	Leased to Tenant
		Dickinson	No parcel # reported	Leased to Tenant
		San Anselmo	704-30-055	Leased to Tenant
69641	Palo Alto Unified			
		Cubberley High	No parcel # reported	Basic Aid
		Fremont Hills	No parcel # reported	Basic Aid
		Garland	82493	Basic Aid
69666	San Jose Unified			
		Hacienda	701-32-006	Leased to Tenant
		Henderson	701-07-016	Leased to Tenant
69674	Santa Clara Unified			
		L C Curtis Intermediate	290-23-088	Basic Aid
		Monticello	216-25-004	Basic Aid
		Patrick Henry Intermediate	No parcel # reported	Basic Aid
69690	Sunnyvale Elementary			
		Adair Elementary	165-11-007	Leased to Tenant
		Bayside	No parcel # reported	Leased to Tenant
		De Anza	No parcel # reported	Leased to Tenant
		Hollenbeck	202-14-010	Leased to Tenant
69708	Union Elementary			
		Athenour School	569-27-016	Leased to Tenant
		Cinnabar School	No parcel # reported	Leased to Tenant
		DeVoss School	No parcel # reported	Leased to Tenant
		Howes School	No parcel # reported	Leased to Tenant
		Lone Hill School	419-39-026	Leased to Tenant
		Mirassou School	No parcel # reported	Leased to Tenant
		Ross School	No parcel # reported	Leased to Tenant

ATTACHMENT C

**WAIVERS OF ASSESSMENT OF FEES FOR UNUSED SCHOOL SITES
2016/2017 FISCAL YEAR**

SISKIYOU				
	70292	Forks of Salmon Elementary		
		Old Sch. On Forest Serv.	No parcel # reported	Below Minimum
SOLANO				
	70524	Benicia Unified		
		Mills	0088-152-030	Community Use
SONOMA				
	73882	Cotati-Rohnert Park Unified		
		Sequoia & Hayes Lot	4.52531E+12	Community Use
	70912	Santa Rosa Elementary		
		Fir Ridge	040-070-21	Will be used with 3 years
	71035	Wright Elementary		
		950 S. Wright Road	035-093-043	Community Use
STANISLAUS				
	71100	Hickman Elementary		
		Expansion Site	10-48-10	Community Use
	75564	Oakdale Joint Unified		
		Ackley Circle	64-62-20 64-62-21 64-62-22-3	Community Use
		Brady Property	62-04-28-850	Community Use
	71266	Salida Union Elementary		
		River Ranch Educational Park	136-08-16-813	Community Use
SUTTER				
	71357	Brittan Elementary		
		Brittan	13-270-115	Community Use
TEHAMA				
	71472	Antelope Elementary		
		Berrendos Middle School	039-160-26	Community Use
	71522	Evergreen Union Elementary		
		Bowman Road & Hooker Creek Road	004-180-54	Community Use
TRINITY				
	73833	Southern Trinity Joint Unified		

ATTACHMENT C

**WAIVERS OF ASSESSMENT OF FEES FOR UNUSED SCHOOL SITES
2016/2017 FISCAL YEAR**

		Unnamed Site	No parcel # reported	Below Minimum
TULARE				
	72132	Springville Union Elementary		
		Springville	18/28454019	Community Use
TUOLUMNE				
	72355	Curtis Creek Elementary		
		Sullivan Creek	43-162-02	Below Minimum
	72389	Sonora Union High		
		East Sonora	No parcel # reported	Community Use
VENTURA				
	73759	Conejo Valley Unified		
		Canada Site	592-0021-015	Community Use
		Capitan Site	682-0160-015	Community Use
		Triunfo	696-0340-015	Leased to Tenant
	72603	Simi Valley Unified		
		Arcane	640-21-44	Leased to Tenant
		Belwood	627-18-184	Leased to Tenant
		Walnut Grove	638-03-19	Leased to Tenant
YOLO				
	72678	Davis Joint Unified		
		Wildhorse	071-140-17	Community Use
	72686	Esparto Unified		
		Parker Athletic Field	49-160-08	Community Use

ATTACHMENT D

REDUCTION OF FEES FOR UNUSED SCHOOL SITES
2016/2017 FISCAL YEAR

COUNTY

CDS # District

Site

Parcel Number

Reduce Fee - Reason

FRESNO

75408 Riverdale Joint Unified
32 Acres

053-130-16T

Debt Service

ATTACHMENT E

**ADDED UNUSED SCHOOL SITES
2016/2017 FISCAL YEAR**

COUNTY

CDS # District

Site	Parcel Number(s)	Add Site - Reason
ALAMEDA		
61176 Fremont Unified Decoto Site	543-275-4-4 501-1802-96 543-275-12-12	Newly Acquired - 2015
Patterson Ranch Donation	543-0439-003-12	Donation - 2016
FRESNO		
73965 Central Unified Shields/Brawley	511-322-22	Newly Acquired - October 2015
62166 Fresno Unified Southeast School Site Hedges Avenue	481-090 27 & 28 451-311-02, 05, 06	Newly Acquired - October 2016 Not Previously Reported
IMPERIAL		
63073 Brawley Elementary La Paloma	049-270-019 & 020	Newly Acquired - December 2016
MADERA		
65243 Madera Unified Matilda Torres High	038-010-18 - 21 038-010-29 - 33	Not Previously Reported
SACRAMENTO		
73973 Center Joint Unified Rex Fortune	023-221-008-000	Not Previously Reported
67314 Elk Grove Unified Florin Vineyard Gap Quad 1	065-0070-060-0000	Newly Acquired - August 2016
67439 Sacramento City Unified Fruit Ridge Maple	020-0301-001 025-0202-005 025-0231-009	No Longer Qualifies as a Used Site No Longer Qualifies as a Used Site
76505 Twin Rivers Unified Fred K. Robinson Center	275-0102-015	No Longer Qualifies as a Used Site
SAN BERNARDINO		
67918 Victor Elementary El Evado	0394-031-38-000	Newly Acquired - November 2016
67959 Yucaipa-Calimesa Joint Unified Yucaipa High - Future Expansion	0303-071-280-000	Newly Acquired - May 2016

ATTACHMENT E

**ADDED UNUSED SCHOOL SITES
2016/2017 FISCAL YEAR**

SAN DIEGO

68296 Poway Unified Torrey Highlands	306-411-02 & 06	Newly Acquired - March 2016
68403 Spencer Valley Elementary 4396 Hwy 78	248-060-10-000 28-060-11-000	Newly Acquired - January 2017

SAN JOAQUIN

68569 Lincoln Unified John McCandless Charter Riverbro	116-030-07	Newly Acquired - June 2017
---	------------	----------------------------

SAN MATEO

69047 San Mateo Union High 650 N. Delaware Street	026-321-510	Newly Acquired - February 2016
--	-------------	--------------------------------

SANTA BARBARA

69310 Santa Maria Joint Union High CTE Center/Ag Farm	107-150-13	Newly Acquired - May 2016
--	------------	---------------------------

SANTA CLARA

69419 Cupertino Union Finch Property - 10480 Finch Ave.	375-40-067	Newly Acquired - January 2017
69484 Gilroy Unified Site 051 -New Elementary	808-43-001	Newly Acquired - December 2015

SHASTA

70029 Igo, Ono, Platina Union Elementary Platina	43200046000	No Longer Qualifies
---	-------------	---------------------

SISKIYOU

73684 Butte Valley Unified Butte Valley Middle School	003-500-080-000	Not previously reported
--	-----------------	-------------------------

VENTURA

73940 Moorpark Unified Community High	513-0-060-135 513-0-060-145 513-0-060-155	Not previously reported
72611 Somis Union Somis	156-0-180-450	Newly Acquired - December 2015
72652 Ventura Unified Transportation Maintenance Cente	063-0-140-605 063-0-140-615	Newly Acquired - February 2017

ATTACHMENT F

**DELETED UNUSED SCHOOL SITES
2016/2017 FISCAL YEAR**

COUNTY	District			
CDS#	Site	Parcel Number	Delete Site - Reason	
ALAMEDA				
61200	Livermore Valley Joint Unified Portola Elementary	098-0210-00203	Used for School Purposes - October 2016	
61309	San Lorenzo Unified El Portal Lewelling	No parcel # reported No parcel # reported	Sold - September 2016 Used for School Purposes - August 2016	
CONTRA COSTA				
61721	Liberty Union High School District M & O	056-120-086-6	Sold - August 2014	
FRESNO				
62265	Kings Canyon Joint Unified Huntsman Property	370-240-13	Used for School Purposes - July 2015	
MADERA				
65185	Bass Lake Joint Union Elementary Bass Lake	059-200-018 & 019	Sold - September 2016	
75580	Golden Valley Unified Independence High	051-322-012	Used for School Purposes - January 2016	
65243	Madera Unified Virginia Lee Rose	035-221-001	Construction of School Facilities - June 2016	
76414	Yosemite Unified Yosemite Falls Education Center	054-080-032	Sold - February 2017	
MERCED				
75317	Dos Palos Oro Loma Joint Unified Oro Loma		Sold - April 2017	
NAPA				
66266	Napa Valley Unified Capell Wooden Valley	032-130-026-000 033-020-019-000	Sold - January 2017 Sold - January 2017	
PLUMAS				
66969	Plumas Unified Taylorsville	120-061-004	Used for School Purposes - May 2017	
SAN BENITO				
67538	San Benito High San Benito High	25-190-019	Used for School Purposes - July 2016	
SAN BERNARDINO				
67710	Fontana Unified Middle #8.75	0228-051-01, 16, 1	Used for School Purposes - January 2017	
67777	Morongo Unified Monument Alternative/Continuation	0616-141-26-0	Used for School Purposes - January 2017	
SAN LUIS OBISPO				
10405	San Luis Obispo County Office of Education Spring Street Community School	009-291-007	Sold - March 2017	
SAN MATEO				
68858	Bayshore Elementary Midway	005-330-320	Sold - February 2017	
69062	Sequoia Union High 150 Jefferson Drive	055-243-030	Construction of School Facilities - May 2017	

ATTACHMENT F

**DELETED UNUSED SCHOOL SITES
2016/2017 FISCAL YEAR**

COUNTY	District			
CDS#	Site	Parcel Number	Delete Site - Reason	
SANTA CLARA				
69484	Gilroy Unified			
	Grove Property	808-19-010	Sold - December 2015	
	Las Animas	790-25-031	Sold - July 2016	
SOLANO				
10488	Solano County Office of Education			
	Gomer School	0150-300-010	Sold - April 2017	
VENTURA				
73759	Conejo Valley Unified			
	Meadows	679-0-202-015	Used for School Purposes	
	Park Oaks	675-0-101-015	Used for School Purposes	
76828	Santa Paula Unified			
	8 Palm Court	100-0-156-095	Used for School Purposes - August 2015	
YUBA				
10587	Yuba County Office of Educaiaon			
	New Thomas E. Matthews Co. Comm.	009-215-011	Used for School Purposes - August 2016	

Facility Hardship / Rehabilitation Program

REPORT OF THE EXECUTIVE OFFICER
State Allocation Board Meeting, December 6, 2017

SCHOOL DISTRICT DATA

School District:COLTON JT. UNIFIED County:.....San Bernardino
 Application Number:..... 58/67686-00-001 School Name:.....Bloomington High
 Total District Enrollment:.....22,774 Project Grade Level:.....9-12
 Financial Hardship:.....NO

PURPOSE OF REPORT

Type of Request State Allocation Board (Board) approval for placement on the Unfunded List (Lack of AB 55 Loans) for a School Facility Program (SFP) Facility Hardship Seismic Mitigation Program (SMP) rehabilitation project.

Estimated Total Project Cost \$1,422,133

Estimated Cost to the State \$711,066.50

DESCRIPTION

Description of Health and Safety Threat The Multipurpose Building, Building P, at Bloomington High School located in Bloomington, California is categorized as the Most Vulnerable Category 2 Building. In November 2016, a licensed structural engineer prepared structural evaluations for this building identifying critical deficiencies in the buildings' walls. The Division of the State Architect (DSA) concurred with the presence of the threat of a local or global collapse of the facilities in the event of seismic activity, as outlined in the structural engineer's reports.

Scope of Project The District plans to replace the seismically deficient multipurpose building.

Status of School Site The Multipurpose Building has been vacated. The students are currently utilizing the existing gymnasium and exterior shade structures as interim dining areas.

QUALIFYING CRITERIA

Government/State Level Concurrence DSA approved Multipurpose Building identified as Building P for SMP eligibility, evaluated and approved the seismic mitigation work, and issued plan approval.

Staff Supports the District's Request Yes

Site Visit Completed by Staff Staff has accepted reports by the industry specialist and DSA approval in lieu of a site visit.

AUTHORITY

See Attachment A.

RECOMMENDATIONS

1. Approve the District's request for placement on the Unfunded List (Lack of AB 55 Loans) for SMP rehabilitation funding for Multipurpose Building, Building P, on the Bloomington High School site, pursuant to SFP Regulation Section 1859.82.
2. Provide that the State portion of any and all savings which may be realized from the funding of this SMP project must be returned to the State.

ATTACHMENT A

AUTHORITY

Education Code (EC) Section 17075.10(a) states:

A school district may apply for hardship assistance in cases of extraordinary circumstances. Extraordinary circumstances may include, but are not limited to, the need to repair, reconstruct, or replace the most vulnerable school facilities that are identified as a Category 2 building, as defined in the report submitted pursuant to Section 17317, determined by the department to pose an unacceptable risk of injury to its occupants in the event of a seismic event.

SFP Regulation Section 1859.82 states, "A district is eligible for facility hardship funding to replace or construct new classrooms and related facilities if the district demonstrates there is an unmet need for pupil housing or the condition of the facilities, or the lack of facilities, is a threat to the health and safety of the pupils."

SFP Regulation Section 1859.82(a)(1) provides for Facility Hardship grant funding when:

The facilities are needed to ensure the health and safety of the pupils if the district can demonstrate to the satisfaction of the Board that the health and safety of the pupils is at risk. Factors to be considered by the Board shall include the close proximity to a major freeway, airport, electrical facility, high power transmission lines, dam, pipeline, industrial facility, adverse air quality emission or other health and safety risks, including structural deficiencies required by the DSA to be repaired, seismic mitigation of the Most Vulnerable Category 2 Buildings as verified by the DSA, traffic safety or because the pupils reside in remote areas of the district and transportation to existing facilities is not possible or poses a health and safety risk.

SFP Regulation Section (a)(1)(C) states,

The seismic mitigation projects must meet all of the following requirements:

1. The construction contract was executed on or after May 20, 2006;
2. The project funding provided shall be for the minimum work necessary to obtain DSA approval;
3. The building is designed for occupancy by students and staff; and
4. The DSA concurs with a report by a structural engineer, which identifies structural deficiencies that pose an unacceptable risk of injury to its occupants in a seismic event. If the unacceptable risk of injury is due to the presence of faulting, liquefaction or landslide, these hazards must be documented by a geologic hazards report prepared by an engineering geologist in accordance with California Building Code, Part 2, Chapter 18, section 1803A and with the concurrence of the California Geological Survey.

SFP Regulation Section 1859.82(a)(1)(A)(1) states,

If the total cost to remain in the classroom or related facility is 50 percent or less than the Current Replacement Cost, the district may qualify for either grant below, as applicable:

- a. Modernization Excessive Cost Hardship Grant for Rehabilitation Costs pursuant to Section 1859.83(e),
or
- b. A grant not to exceed 50 percent of the cost estimate that has been reviewed and approved by the OPSC and approved by the Board for seismic repair.

SFP Regulation Section 1859.82(a)(1)(D) states, "Notwithstanding Sections 1859.93 and 1859.93.1, all applications for the seismic mitigation of the Most Vulnerable Category 2 Buildings shall be funded in the order of receipt of an Approved Application for funding."

SCHOOL DISTRICT DATA

Application No: 58/67686-00-001 County: San Bernardino
 School District: Colton Joint Unified School Name: Bloomington High

PROJECT DATA

Type of Project: High School Application Filing Basis: Site Specific
 Pupils Assigned Under 50 Yrs: K-6:
 7-8:
 9-12:
 Non-Severe:
 Severe:
 Financial Hardship Requested: No Recommended Acres:
 Alternative Education School: No Existing Acres:

ADJUSTED GRANT DATA

Rehabilitation	\$ 711,066.50
Total State Share (50%)	711,066.50
District Share (50%)	711,066.50
Total Project Cost	<u>\$ 1,422,133.00</u>

PROJECT FINANCING

<u>State Share</u>	
This Project	\$ 711,066.50
<u>District Share</u>	
Cash Contribution	711,066.50
Financial Hardship	
Total Project Cost	<u>\$ 1,422,133.00</u>

HISTORY OF PROJECT COST AND APPORTIONMENT

	Fund Code	Proposition	Previously Authorized	Authorized This Action	Unfunded Approval This Action
<u>State Share</u>					
Modernization/Additional Grant	957-505	1D	\$	\$ 711,066.50	\$ 711,066.50
<u>District Share</u>					
Cash Contribution				711,066.50	
Total			\$	<u>\$ 1,422,133.00</u>	<u>\$ 711,066.50</u>

Funding Source: Proposition 1D Bonds/2006-Nov.

Pursuant to the Board's action on March 11, 2009, this application has been approved and placed on the Unfunded List. This approval does not constitute a guarantee or commitment of future State funding.

The District is responsible for ensuring the project is compliant with all Prevailing Wage Monitoring and/or Labor Compliance Program requirements at the time construction contracts were executed and/or construction commenced.

The District shall ensure that it is in compliance with all applicable laws, regulations and certifications it made on the program forms.

Provide that the State portion of any and all project savings realized from the funding of this Facility Hardship Program project must be returned to the State.

Based on the Board's action on June 5, 2017, this project is subject to the Grant Agreement submittal pursuant to School Facility Program Regulation Section 1859.90.4.

REPORT OF THE EXECUTIVE OFFICER
State Allocation Board Meeting, December 6, 2017

SCHOOL DISTRICT DATA

School District:SAN BENITO HIGH County:.....SAN BENITO
 Application Number:..... 51/67538-00-001 School Name:.....SAN BENITO HIGH
 Total District Enrollment:.....3,043 Project Grade Level:.....9-12
 Financial Hardship:.....NO

PURPOSE OF REPORT

Type of Request	State Allocation Board unfunded approval for a School Facility Program (SFP) Facility Hardship Seismic Mitigation Program (SMP) Replacement Project.
Estimated Total Project Cost	\$11,321,236
Estimated Cost to the State	\$ 5,660,618

DESCRIPTION

Description of Health and Safety Threat	In 2012, District received Phase 1 approval from Division of the State Architect (DSA) for the rehabilitation of its auto shop building and shop building. After further review of the buildings and school site the District decided to move forward with the replacement and relocation of the buildings to another area on campus due to the original buildings close proximity to fault lines on the site. The Seismic Assessment report provided by Barrish Pelham & Associates states in part, "...San Benito High School is located in an area of very high seismicity. The Calaveras Fault runs through westerly portions of the campus...The DE (Design Earthquake) seismic acceleration at San Benito High School is 1.225 times the force of gravity. This value is very high, being approximately 2.5 times the value considered as High Seismicity in seismic evaluation standards..."
Scope of Project	The scope of the project includes the replacement of the auto shop and the shop building. These two shop buildings are being consolidated into one new facility located in a different area on-site farther away from the trace fault lines that run on the westerly portions of the campus.
Status of School Site	Construction on the replacement facilities was completed in July of 2017, and students began using the facilities in August of 2017.

QUALIFYING CRITERIA

Government/State Level Concurrence	DSA concurred with the described seismic deficiencies, the recommended minimum work to mitigate the seismic deficiencies, and the scope of the required work for accessibility and fire-and-life safety. The California Geological Survey concurred with the the Geotechnical and Geological Hazards Investigation as well as the Fault Location Investigation which included the recommendation to incorporate a building setback from the Calaveras Fault.
Staff Supports the District's Request	Yes
Site Visit Completed by Staff	Staff accepted detailed reports from qualified firms and photographs in lieu of a site visit.

AUTHORITY

See Attachment A

RECOMMENDATIONS

1. Approve the District's request for an unfunded approval to replace the shop and auto shop building at the San Benito High School site, totaling 585 square feet of toilet space and 28,068 square feet of space other than for toilets, pursuant to SFP Regulation Section 1859.82.
2. Provide that the State portion of any and all project savings realized from the funding of this SMP replacement project must be returned to the State.

ATTACHMENT A

Education Code (EC) Section 17075.10(a) states:

A school district may apply for hardship assistance in cases of extraordinary circumstances. Extraordinary circumstances may include, but are not limited to, the need to repair, reconstruct, or replace the most vulnerable school facilities that are identified as a Category 2 building, as defined in the report submitted pursuant to Section 17317, determined by the department to pose an unacceptable risk of injury to its occupants in the event of a seismic event.

SFP Regulation Section 1859.82 states, "A district is eligible for facility hardship funding to replace or construct new classrooms and related facilities if the district demonstrates there is an unmet need for pupil housing or the condition of the facilities, or the lack of facilities, is a threat to the health and safety of the pupils."

SFP Regulation Section 1859.82(a)(1) provides for Facility Hardship grant funding when:

The facilities are needed to ensure the health and safety of the pupils if the district can demonstrate to the satisfaction of the Board that the health and safety of the pupils is at risk. Factors to be considered by the Board shall include the close proximity to a major freeway, airport, electrical facility, high power transmission lines, dam, pipeline, industrial facility, adverse air quality emission or other health and safety risks, including structural deficiencies required by the DSA to be repaired, seismic mitigation of the Most Vulnerable Category 2 Buildings as verified by the DSA, traffic safety or because the pupils reside in remote areas of the district and transportation to existing facilities is not possible or poses a health and safety risk.

SFP Regulation Section (a)(1)(C) states,

The seismic mitigation projects must meet all of the following requirements:

1. The construction contract was executed on or after May 20, 2006;
2. The project funding provided shall be for the minimum work necessary to obtain DSA approval;
3. The building is designed for occupancy by students and staff; and
4. The DSA concurs with a report by a structural engineer, which identifies structural deficiencies that pose an unacceptable risk of injury to its occupants in a seismic event. If the unacceptable risk of injury is due to the presence of faulting, liquefaction or landslide, these hazards must be documented by a geologic hazards report prepared by an engineering geologist in accordance with California Building Code, Part 2, Chapter 18, section 1803A and with the concurrence of the California Geological Survey.

SFP Regulation Section 1859.82(a)(1)(A)(2) states, "If the total cost to remain in the classroom or related facility is greater than 50 percent of the Current Replacement Cost and the Application is for replacement facilities, the district may qualify for a grant for a new or replacement school or replacement facilities as a new construction project."

SFP Regulation Section 1859.82(a)(1)(D) states, "Notwithstanding Sections 1859.93 and 1859.93.1, all applications for the seismic mitigation of the Most Vulnerable Category 2 Buildings shall be funded in the order of receipt of an Approved Application for funding."

SCHOOL DISTRICT DATA

Application No: 51/67538-00-001
 School District: San Benito High

County: San Benito
 School Name: San Benito High

PROJECT DATA

Type of Project: High School
 K-6:
 7-8:
 9-12:
 Non-Severe:
 Severe:
 Application Filing Basis: District Wide
 Number of Classrooms: 7
 Master Acres: 80.77
 Existing Acres: 116.35
 Proposed Acres:
 Recommended Acres: 68.4
 Facility Hardship (a): Yes
 Financial Hardship Requested: No
 Alternative Education School: No
 Addition to Existing Site: No

ADJUSTED GRANT DATA

Service Site	\$	220,793.00
Utilities		140,739.00
Fac. Hardship Toilet	585 Sq. Ft.	190,710.00
Fac. Hardship Other	28068 Sq. Ft.	5,108,376.00
Total State Share (50%)	\$	5,660,618.00
District Share (50%)		5,660,618.00
Total Project Cost	\$	11,321,236.00

PROJECT FINANCING

State Share
 This Project \$ 5,660,618.00
District Share
 Cash Contribution 5,660,618.00
 Financial Hardship
 Total Project Cost \$ 11,321,236.00

HISTORY OF PROJECT COST AND APPORTIONMENT

	Fund Code	Proposition	Previously Authorized	Authorized This Action	Unfunded Approval This Action
<u>State Share</u>					
New Construction/Add. Grant	957-505	1D	\$	\$ 5,660,618.00	\$ 5,660,618.00
<u>District Share</u>					
Cash Contribution				5,660,618.00	
Total			\$	\$ 11,321,236.00	\$ 5,660,618.00

Funding Source: Proposition 1D Bonds/2006-Nov.

Pursuant to the Board's action on March 11, 2009, this application has been approved and placed on the Unfunded List. This approval does not constitute a guarantee or commitment of future State funding.

The District shall ensure that it is in compliance with all applicable laws, regulations and certifications it made on the program forms.

Based on the Board's action on June 5, 2017, this project is subject to the Grant Agreement submittal pursuant to School Facility Program Regulation Section 1859.90.4.

The District is responsible for ensuring that the project is compliant with Prevailing Wage Monitoring and/or Labor Compliance Program requirements at the time construction contracts are executed and/or construction commenced.

REPORT OF THE EXECUTIVE OFFICER
State Allocation Board Meeting, December 6, 2017

SCHOOL DISTRICT DATA

School District:SCOTTS VALLEY UNIFIED County:.....SANTA CRUZ
Application Number:.....51/75432-00-001 School Name:.....SCOTTS VALLEY MIDDLE
Total District Enrollment:.....2,505 Project Grade Level:.....7-8
Financial Hardship:.....NO

PURPOSE OF REPORT

Type of Request State Allocation Board (Board) approval for placement on the Unfunded List (Lack of AB 55 Loans) for a School Facility Program (SFP) Facility Hardship Seismic Mitigation Program (SMP) Replacement project.
Total Project Cost \$ 2,990,702
Cost to the State \$ 1,495,351

DESCRIPTION

Description of Health and Safety Threat The gymnasium at Scotts Valley Middle School in Scotts Valley, CA, was originally constructed prior to 1949. The building is of the Most Vulnerable Category 2 building type. The Division of the State Architect (DSA) has concurred with the presence of the threat of a local or global collapse of the facility in the event of seismic activity, as outlined in the Eligibility Evaluation Report filed by the District's structural engineer.
Scope of Project The scope of the project includes the demolition and replacement of the gymnasium.
Status of School Site The gymnasium project is currently in construction, the foundation has been completed. Projected completion is July, 2018.

QUALIFYING CRITERIA

Government/State Level Concurrence DSA has approved the gymnasium for SMP eligibility, and has also evaluated and approved a Replacement Option Analysis prepared by the District's structural engineer.
Site Visit Completed by Staff Staff has accepted reports by the industry specialist and DSA approval in lieu of a site visit.
Staff Supports the District's Request Yes

AUTHORITY

See Attachment A

AUTHORITY

See Attachment A

RECOMMENDATIONS

1. Approve the District's request for placement on the Unfunded List (Lack of AB 55 Loans) for SMP Replacement funding for the gymnasium at Scotts Valley Middle School, pursuant to the SFP Regulation Section 1859.82.
2. Provide that the State portion of any and all savings which may be realized from the funding of this SMP replacement project must be returned to the State.

ATTACHMENT A

AUTHORITY

Education Code (EC) Section 17075.10(a) states:

A school district may apply for hardship assistance in cases of extraordinary circumstances. Extraordinary circumstances may include, but are not limited to, the need to repair, reconstruct, or replace the most vulnerable school facilities that are identified as a Category 2 building, as defined in the report submitted pursuant to Section 17317, determined by the department to pose an unacceptable risk of injury to its occupants in the event of a seismic event.

SFP Regulation Section 1859.82 states, “A district is eligible for facility hardship funding to replace or construct new classrooms and related facilities if the district demonstrates there is an unmet need for pupil housing or the condition of the facilities, or the lack of facilities, is a threat to the health and safety of the pupils.”

SFP Regulation Section 1859.82(a)(1) provides for Facility Hardship grant funding when:

The facilities are needed to ensure the health and safety of the pupils if the district can demonstrate to the satisfaction of the Board that the health and safety of the pupils is at risk. Factors to be considered by the Board shall include the close proximity to a major freeway, airport, electrical facility, high power transmission lines, dam, pipeline, industrial facility, adverse air quality emission or other health and safety risks, including structural deficiencies required by the DSA to be repaired, seismic mitigation of the Most Vulnerable Category 2 Buildings as verified by the DSA, traffic safety or because the pupils reside in remote areas of the district and transportation to existing facilities is not possible or poses a health and safety risk.

SFP Regulation Section (a)(1)(C) states,

The seismic mitigation projects must meet all of the following requirements:

1. The construction contract was executed on or after May 20, 2006;
2. The project funding provided shall be for the minimum work necessary to obtain DSA approval;
3. The building is designed for occupancy by students and staff; and
4. The DSA concurs with a report by a structural engineer, which identifies structural deficiencies that pose an unacceptable risk of injury to its occupants in a seismic event. If the unacceptable risk of injury is due to the presence of faulting, liquefaction or landslide, these hazards must be documented by a geologic hazards report prepared by an engineering geologist in accordance with California Building Code, Part 2, Chapter 18, section 1803A and with the concurrence of the California Geological Survey.

SFP Regulation Section 1859.82(a)(1)(A)(2) states, “If the total cost to remain in the classroom or related facility is greater than 50 percent of the Current Replacement Cost and the Application is for replacement facilities, the district may qualify for a grant for a new or replacement school or replacement facilities as a new construction project.”

SFP Regulation Section 1859.82(a)(1)(D) states, “Notwithstanding Sections 1859.93 and 1859.93.1, all applications for the seismic mitigation of the Most Vulnerable Category 2 Buildings shall be funded in the order of receipt of an Approved Application for funding.”

SAB Meeting: December 6, 2017

Seismic Mitigation Program - Adjusted Grant Approval

SCHOOL DISTRICT DATA

Application No: 51/75432-00-001
 School District: Scotts Valley Unified

County: Santa Cruz
 School Name: Scotts Valley Middle

PROJECT DATA

Type of Project: Middle School
 K-6:
 7-8:
 9-12:
 Non-Severe:
 Severe:
 Application Filing Basis: District Wide
 Number of Classrooms:
 Master Acres: 27.1
 Existing Acres: 8.5
 Proposed Acres:
 Recommended Acres: 11.9
 Facility Hardship (a): Yes
 Financial Hardship Requested: No
 Alternative Education School: No
 Addition to Existing Site: Yes
 Core Facilities: Gymnasium

ADJUSTED GRANT DATA

Fac. Hardship Other 7379 Sq. Ft.	\$ 1,342,978.00
Site Acquisition	48,665.00
Service Site	60,112.00
Off-Site	399.00
Utilities	43,197.00
Total State Share (50%)	\$ 1,495,351.00
District Share (50%)	1,495,351.00
Total Project Cost	\$ <u>2,990,702.00</u>

PROJECT FINANCING

State Share	
This Project	\$ 1,495,351.00
District Share	
Cash Contribution	1,495,351.00
Financial Hardship	
Total Project Cost	\$ <u>2,990,702.00</u>

HISTORY OF PROJECT COST AND APPORTIONMENT
--

	Fund Code	Proposition	Previously Authorized	Authorized This Action	Unfunded Approval This Action
State Share					
New Construction/Add. Grant	957-505	1D	\$	\$ 1,495,351.00	\$ 1,495,351.00
District Share					
Cash Contribution				1,495,351.00	
Total			\$	\$ <u>2,990,702.00</u>	\$ <u>1,495,351.00</u>

Funding Source: Proposition 1D Bonds/2006-Nov.

Pursuant to the Board's action on March 11, 2009, this application has been approved and placed on the Unfunded List.

This approval does not constitute a guarantee or commitment of future State funding.

The District shall ensure that it is in compliance with all applicable laws, regulations and certifications it made on the program forms.

Based on the Board's action on June 5, 2017, this project is subject to the Grant Agreement submittal pursuant to School Facility Program Regulation Section 1859.90.4.

The District is responsible for ensuring that the project is compliant with Prevailing Wage Monitoring and/or Labor Compliance Program requirements at the time construction contracts are executed and/or construction commenced.

REPORT OF THE EXECUTIVE OFFICER
State Allocation Board Meeting, December 6, 2017

SCHOOL DISTRICT DATA

School District:SHASTA UNION HIGH County:.....SHASTA
 Application Number:.....58/70136-00-001 School Name:.....UNIVERSITY PREPARATORY
 Total District Enrollment:.....5,731 Project Grade Level:.....6-12
 Financial Hardship:.....YES

PURPOSE OF REPORT

Type of Request	State Allocation Board (Board) approval for placement on the Unfunded List (Lack of AB 55 Loans) for a School Facility Program (SFP) Facility Hardship rehabilitation project.
Estimated Total Project Cost	\$752,231.67
Estimated Cost to the State	\$451,339.00

DESCRIPTION

Description of Health and Safety Threat	In December 2015, the District began review of multiple issues concerning the gymnasium at University Preparatory, in Redding. The roof and south wall was determined to be a threat to the safety of students and staff due to severe water intrusion and structural damage. Additionally, during review by the District's architect, it was unable to be determined if the gym was designed to withstand snow load as the City of Redding did not require roofs to be designed for snow load until 1968, and construction of the gymnasium was completed in 1941. After these discoveries were made the District's architect recommended that the building not be occupied when there is any snow on the roof until the supporting trusses were replaced and additional repairs were made.
Scope of Project	The scope of this project is a complete reconstruction of the south wall and roof replacement for the gymnasium.
Status of School Site	The construction contract was awarded March 2017. Construction was completed in early November 2017 and the building will be occupied in early December 2017.

QUALIFYING CRITERIA

Government/State Level Concurrence	The Division of State Architect provided written concurrence that supports the industry specialists' findings and recommended work to mitigate the health and safety threat.
Staff Supports the District's Request	Yes
Site Visit Completed by Staff	Staff accepted detailed reports from qualified firms and photographs in lieu of a site visit.

AUTHORITY

See Attachment A

RECOMMENDATIONS

1. Approve the District's request for an unfunded approval to rehabilitate the University Preparatory High School site by replacing the roof and wall of the gymnasium at the school site, pursuant to the SFP Regulation Section 1859.83(e).
2. Provide that the State portion of any and all project savings realized from the funding of this rehabilitation project must be returned to the State.

ATTACHMENT A

AUTHORITY

Education Code (EC) Section 17075.10(a) states:

A school district may apply for hardship assistance in cases of extraordinary circumstances. Extraordinary circumstances may include, but are not limited to, the need to repair, reconstruct, or replace the most vulnerable school facilities that are identified as a Category 2 building, as defined in the report submitted pursuant to Section 17317, determined by the department to pose an unacceptable risk of injury to its occupants in the event of a seismic event.

SFP Regulation Section 1859.82 states, "A district is eligible for facility hardship funding to replace or construct new classrooms and related facilities if the district demonstrates there is an unmet need for pupil housing or the condition of the facilities, or the lack of facilities, is a threat to the health and safety of the pupils."

SFP Regulation Section 1859.82(a)(1) provides for Facility Hardship grant funding when:

The facilities are needed to ensure the health and safety of the pupils if the district can demonstrate to the satisfaction of the Board that the health and safety of the pupils is at risk. Factors to be considered by the Board shall include the close proximity to a major freeway, airport, electrical facility, high power transmission lines, dam, pipeline, industrial facility, adverse air quality emission or other health and safety risks, including structural deficiencies required by the DSA to be repaired, seismic mitigation of the Most Vulnerable Category 2 Buildings as verified by the DSA, traffic safety or because the pupils reside in remote areas of the district and transportation to existing facilities is not possible or poses a health and safety risk.

SFP Regulation Section 1859.82(a)(1)(A)(1) states,

If the total cost to remain in the classroom or related facility is 50 percent or less than the Current Replacement Cost, the district may qualify for either grant below, as applicable:

- a. Modernization Excessive Cost Hardship Grant for Rehabilitation Costs pursuant to Section 1859.83(e),
or
- b. A grant not to exceed 50 percent of the cost estimate that has been reviewed and approved by the OPSC and approved by the Board for seismic repair.

Regulation Section 1859.83(e) states:

Excessive Cost for rehabilitation of facilities the Board has determined are a health and safety risk to the pupils pursuant to Section 1859.82(a)(1) and the cost/benefit analysis to mitigate the problem and remain in the facility is less than 50 percent of the Current Replacement Cost of the facility. The cost/benefit analysis shall not include increased costs associated with high performance related costs or components, with the exception of those high performance components that were pre-existing in the classroom or related facility. If the district qualifies, the district is eligible for funding of Rehabilitation Costs as a modernization project. If the Approved Application is received on or before April 29, 2002, the grant amount provided is 80 percent of the amount of the cost estimate required in Section 1859.82(a)(1) that has been reviewed by the OPSC and approved by the Board. If the Approved Application is received after April 29, 2002, the grant amount provided is 60 percent of the amount of the cost estimate required in Section 1859.82(a)(1) that has been reviewed by the OPSC and approved by the Board. An additional grant may be provided for high performance incentive pursuant to Section 1859.77.4 provided that the high performance points attained are related to the scope of the Facility Hardship project. For any project funded in whole or in part from Proposition 47 or Proposition 55 for which the construction contract is awarded prior to January 1, 2012, the district may be eligible for the funding provided to initiate and enforce a LCP as prescribed in Section 1859.78.1(a). For any project for which the construction contract is awarded on January 1, 2012 through June 19, 2014, the grant may be adjusted in the manner prescribed in Section 1859.78.1(b) and subject to the limitations established in Section 1859.78.1(c).

SCHOOL DISTRICT DATA

Application No: 58/70136-00-001 County: Tulare
 School District: Shasta Union High School Name: University Preparatory

PROJECT DATA

Type of Project: High School Application Filing Basis: Site Specific
 Pupils Assigned Under 50 Yrs: K-6:
 7-8:
 9-12:
 Non-Severe:
 Severe:
 Financial Hardship Requested: No Recommended Acres:
 Alternative Education School: No Existing Acres:

ADJUSTED GRANT DATA

Rehabilitation	\$	451,339.00
Total State Share (60%)		451,339.00
District Share (40%)		<u>300,892.67</u>
Total Project Cost	\$	<u><u>752,231.67</u></u>

PROJECT FINANCING

<u>State Share</u>	
This Project	\$ 451,339.00
<u>District Share</u>	
Cash Contribution	<u>300,892.67</u>
Total Project Cost	\$ <u><u>752,231.67</u></u>

HISTORY OF PROJECT COST AND APPORTIONMENT

	Fund Code	Proposition	Previously Authorized	Authorized This Action	Unfunded Approval This Action
<u>State Share</u>					
Rehabilitation	951-570	51	\$	\$ 451,339.00	\$ 451,339.00
<u>District Share</u>					
Cash Contribution				<u>300,892.67</u>	
Total			\$	\$ <u><u>752,231.67</u></u>	\$ <u><u>451,339.00</u></u>

Funding Source: Proposition 51 Bonds/2016-Nov.

Pursuant to the Board's action on March 11, 2009, this application has been approved and placed on the Unfunded List. This approval does not constitute a guarantee or commitment of future State funding.

The school district is responsible for ensuring the project is compliant with all Prevailing Wage Monitoring and/or Labor Compliance Program requirements at the time construction contracts were executed and/or construction commenced.

The District shall ensure that it is in compliance with all applicable laws, regulations and certifications it made on the program forms.

Provide that the State portion of any and all project savings realized from the funding of this Facility Hardship Program project must be returned to the State.

Based on the Board's action on June 5, 2017, this project is subject to the Grant Agreement submittal pursuant to School Facility Program Regulation Section 1859.90.4.

REPORT OF THE EXECUTIVE OFFICER
State Allocation Board Meeting, December 6, 2017

SCHOOL DISTRICT DATA

School District:STRATHMORE UNION ELEMENTARY County:.....TULARE
 Application Number:..... 58/72157-00-001 School Name:.....STRATHMORE ELEMENTARY
 Total District Enrollment:.....817 Project Grade Level:.....K-8
 Financial Hardship:.....YES

PURPOSE OF REPORT

Type of Request	State Allocation Board (Board) approval for placement on the Unfunded List (Lack of AB 55 Loans) for a School Facility Program (SFP) Facility Hardship rehabilitation project.
Total Project Cost	\$ 515,025
Cost to the State	\$ 309,015

DESCRIPTION

Description of Health and Safety Threat	The roofing system in the multi-use building at Strathmore Elementary School has failed in numerous locations. In its industry specialist report by Gerard Homer and Associates, the structural engineer states in part, "I recommend that the multi-use room be locked and no one allowed in until the trusses could be repaired or replaced..." Following this report, the multi-use room was locked and no one was allowed in. Shoring of the first truss south of the stage was done to prevent complete failure of the roof. Further investigation identified that additional trusses at the west end were also failing. The west and south walls were identified as support to the roof which results in the necessity for complete roof replacement to mitigate the health and safety threat.
Scope of Project	The scope of this project is a complete roof replacement.
Status of School Site	Construction on the project has begun.

QUALIFYING CRITERIA

Government/State Level Concurrence	The Division of State Architect provided written concurrence that supports the industry specialists' findings and recommended work to mitigate the health and safety threat.
Staff Supports the District's Request	Yes
Site Visit Completed by Staff	Staff accepted detailed reports from qualified firms and photographs in lieu of a site visit.

AUTHORITY

See Attachment A

RECOMMENDATIONS

1. Approve the District's request for an unfunded approval to rehabilitate the Strathmore Elementary School site by replacing the roof of the Multi-Use Room at the school site, pursuant to the SFP Regulation Section 1859.83(e).
2. Provide that the State portion of any and all project savings realized from the funding of this Facility Hardship Program rehabilitation project must be returned to the State.

ATTACHMENT A

AUTHORITY

Education Code (EC) Section 17075.10(a) states:

A school district may apply for hardship assistance in cases of extraordinary circumstances. Extraordinary circumstances may include, but are not limited to, the need to repair, reconstruct, or replace the most vulnerable school facilities that are identified as a Category 2 building, as defined in the report submitted pursuant to Section 17317, determined by the department to pose an unacceptable risk of injury to its occupants in the event of a seismic event.

SFP Regulation Section 1859.82 states, "A district is eligible for facility hardship funding to replace or construct new classrooms and related facilities if the district demonstrates there is an unmet need for pupil housing or the condition of the facilities, or the lack of facilities, is a threat to the health and safety of the pupils."

SFP Regulation Section 1859.82(a)(1) provides for Facility Hardship grant funding when:

The facilities are needed to ensure the health and safety of the pupils if the district can demonstrate to the satisfaction of the Board that the health and safety of the pupils is at risk. Factors to be considered by the Board shall include the close proximity to a major freeway, airport, electrical facility, high power transmission lines, dam, pipeline, industrial facility, adverse air quality emission or other health and safety risks, including structural deficiencies required by the DSA to be repaired, seismic mitigation of the Most Vulnerable Category 2 Buildings as verified by the DSA, traffic safety or because the pupils reside in remote areas of the district and transportation to existing facilities is not possible or poses a health and safety risk.

SFP Regulation Section 1859.82(a)(1)(A)(1) states,

If the total cost to remain in the classroom or related facility is 50 percent or less than the Current Replacement Cost, the district may qualify for either grant below, as applicable:

- a. Modernization Excessive Cost Hardship Grant for Rehabilitation Costs pursuant to Section 1859.83(e), or
- b. A grant not to exceed 50 percent of the cost estimate that has been reviewed and approved by the OPSC and approved by the Board for seismic repair.

Regulation Section 1859.83(e) states:

Excessive Cost for rehabilitation of facilities the Board has determined are a health and safety risk to the pupils pursuant to Section 1859.82(a)(1) and the cost/benefit analysis to mitigate the problem and remain in the facility is less than 50 percent of the Current Replacement Cost of the facility. The cost/benefit analysis shall not include increased costs associated with high performance related costs or components, with the exception of those high performance components that were pre-existing in the classroom or related facility. If the district qualifies, the district is eligible for funding of Rehabilitation Costs as a modernization project. If the Approved Application is received on or before April 29, 2002, the grant amount provided is 80 percent of the amount of the cost estimate required in Section 1859.82(a)(1) that has been reviewed by the OPSC and approved by the Board. If the Approved Application is received after April 29, 2002, the grant amount provided is 60 percent of the amount of the cost estimate required in Section 1859.82(a)(1) that has been reviewed by the OPSC and approved by the Board. An additional grant may be provided for high performance incentive pursuant to Section 1859.77.4 provided that the high performance points attained are related to the scope of the Facility Hardship project. For any project funded in whole or in part from Proposition 47 or Proposition 55 for which the construction contract is awarded prior to January 1, 2012, the district may be eligible for the funding provided to initiate and enforce a LCP as prescribed in Section 1859.78.1(a). For any project for which the construction contract is awarded on January 1, 2012 through June 19, 2014, the grant may be adjusted in the manner prescribed in Section 1859.78.1(b) and subject to the limitations established in Section 1859.78.1(c).

SCHOOL DISTRICT DATA

Application No: 58/72157-00-001 County: Tulare
 School District: Strathmore Union Elementary School Name: Strathmore Elementary

PROJECT DATA

Type of Project: Elementary School Application Filing Basis: Site Specific
 Pupils Assigned Under 50 Yrs: K-6:
 7-8:
 9-12:
 Non-Severe:
 Severe:
 Financial Hardship Requested: YES Recommended Acres:
 Alternative Education School: No Existing Acres:

ADJUSTED GRANT DATA

Rehabilitation	\$ 305,394.00
Project Assistance	3,621.00
Total State Share (60%)	309,015.00
District Share (40%)	206,010.00
Total Project Cost	<u>\$ 515,025.00</u>

PROJECT FINANCING

<u>State Share</u>	
This Project	\$ 309,015.00
<u>District Share</u>	
Cash Contribution	206,010.00
Financial Hardship	
Total Project Cost	<u>\$ 515,025.00</u>

HISTORY OF PROJECT COST AND APPORTIONMENT

	Fund Code	Proposition	Previously Authorized	Authorized This Action	Unfunded Approval This Action
<u>State Share</u>					
Modernization/Additional Grant	951-570	51	\$	\$ 309,015.00	\$ 309,015.00
<u>District Share</u>					
Cash Contribution				206,010.00	
Total			\$	<u>\$ 515,025.00</u>	<u>\$ 309,015.00</u>

Funding Source: Proposition 51 Bonds/2016-Nov.

Pursuant to the Board's action on March 11, 2009, this application has been approved and placed on the Unfunded List. This approval does not constitute a guarantee or commitment of future State funding.

The school district is responsible for ensuring the project is compliant with all Prevailing Wage Monitoring and/or Labor Compliance Program requirements at the time construction contracts were executed and/or construction commenced.

The District shall ensure that it is in compliance with all applicable laws, regulations and certifications it made on the program forms.

Provide that the State portion of any and all project savings realized from the funding of this Facility Hardship Program project must be returned to the State.

Based on the Board's action on June 5, 2017, this project is subject to the Grant Agreement submittal pursuant to School Facility Program Regulation Section 1859.90.4.

REPORT OF THE EXECUTIVE OFFICER
State Allocation Board Meeting, December 6, 2017

SCHOOL DISTRICT DATA

School District:THREE RIVERS UNION ELEMENTARY	County:.....TULARE
Application Number:.....58/72207-00-001	School Name:.....THREE RIVERS ELEMENTARY
Total District Enrollment:.....140	Project Grade Level:.....K-8
Financial Hardship:.....NO

PURPOSE OF REPORT

Type of Request	State Allocation Board (Board) approval for placement on the Unfunded List (Lack of AB 55 Loans) for a School Facility Program (SFP) Facility Hardship rehabilitation project.
Total Project Cost	\$ 349,075.00
Cost to the State	\$ 209,445.00

DESCRIPTION

Description of Health and Safety Threat	<p>On June 23, 2016, the District contacted Advanced structural Design, Inc. and requested a review of their Multi-Purpose room regarding water damage and dry rot. During the review the structural engineer noted multiple locations where the structure had water damage, dry rot, and additional damage unrelated to water migration.</p> <p>The Division of the State Architect (DSA) has reviewed the report and concurred with the health and safety hazard due to the structural deficiencies and directed that the deficiencies must be corrected.</p>
Scope of Project	The scope of the project includes structural repairs and replacement of the deteriorated and hazardous structural elements of the roof of the Multi-Purpose building.
Status of School Site	The project was awarded and completed in 2016.

QUALIFYING CRITERIA

Government/State Level Concurrence	The District has obtained concurrence with the hazards reported and with the proposed minimum work for rehabilitation from DSA.
Site Visit Completed by Staff	Staff has accepted reports by the industry specialist and DSA approvals in lieu of a site visit.
Staff Supports the District's Request	Yes

AUTHORITY

See Attachment A

RECOMMENDATIONS

1. Approve the District's request for placement on the Unfunded List (Lack of AB 55 Loans) for SFP Rehabilitation funding for the minimum required work for mitigation for Multi-Purpose building roof at Three Rivers Elementary School, pursuant to the SFP Regulation Section 1859.83(e).
2. Provide that the State portion of any and all savings which may be realized from the funding of this Facility Hardship Program rehabilitation project must be returned to the State.

ATTACHMENT A

AUTHORITY

Education Code (EC) Section 17075.10(a) states:

A school district may apply for hardship assistance in cases of extraordinary circumstances. Extraordinary circumstances may include, but are not limited to, the need to repair, reconstruct, or replace the most vulnerable school facilities that are identified as a Category 2 building, as defined in the report submitted pursuant to Section 17317, determined by the department to pose an unacceptable risk of injury to its occupants in the event of a seismic event.

SFP Regulation Section 1859.82 states, "A district is eligible for facility hardship funding to replace or construct new classrooms and related facilities if the district demonstrates there is an unmet need for pupil housing or the condition of the facilities, or the lack of facilities, is a threat to the health and safety of the pupils."

SFP Regulation Section 1859.82(a)(1) provides for Facility Hardship grant funding when:

The facilities are needed to ensure the health and safety of the pupils if the district can demonstrate to the satisfaction of the Board that the health and safety of the pupils is at risk. Factors to be considered by the Board shall include the close proximity to a major freeway, airport, electrical facility, high power transmission lines, dam, pipeline, industrial facility, adverse air quality emission or other health and safety risks, including structural deficiencies required by the DSA to be repaired, seismic mitigation of the Most Vulnerable Category 2 Buildings as verified by the DSA, traffic safety or because the pupils reside in remote areas of the district and transportation to existing facilities is not possible or poses a health and safety risk.

SFP Regulation Section 1859.82(a)(1)(A)(1) states,

If the total cost to remain in the classroom or related facility is 50 percent or less than the Current Replacement Cost, the district may qualify for either grant below, as applicable:

- a. Modernization Excessive Cost Hardship Grant for Rehabilitation Costs pursuant to Section 1859.83(e), or
- b. A grant not to exceed 50 percent of the cost estimate that has been reviewed and approved by the OPSC and approved by the Board for seismic repair.

SCHOOL DISTRICT DATA

Application No: 58/72207-00-001 County: Tulare
 School District: Three Rivers Union Elementary School Name: Three Rivers Elementary

PROJECT DATA

Type of Project: Elementary School Application Filing Basis: Site Specific
 Pupils Assigned Under 50 Yrs: K-6:
 7-8:
 9-12:
 Non-Severe:
 Severe:
 Financial Hardship Requested: No Recommended Acres:
 Alternative Education School: No Existing Acres:

ADJUSTED GRANT DATA

Rehabilitation	\$ 205,824.00
Project Assistance	3,621.00
Total State Share (60%)	209,445.00
District Share (40%)	139,630.00
Total Project Cost	<u>\$ 349,075.00</u>

PROJECT FINANCING

<u>State Share</u>	
This Project	\$ 209,445.00
<u>District Share</u>	
Cash Contribution	139,630.00
Financial Hardship	
Total Project Cost	<u>\$ 349,075.00</u>

HISTORY OF PROJECT COST AND APPORTIONMENT

	Fund Code	Proposition	Previously Authorized	Authorized This Action	Unfunded Approval This Action
<u>State Share</u>					
Modernization/Additional Grant	951-570	51	\$	\$ 209,445.00	\$ 209,445.00
<u>District Share</u>					
Cash Contribution				139,630.00	
Total			\$	<u>\$ 349,075.00</u>	<u>\$ 209,445.00</u>

Funding Source: Proposition 51 Bonds/2016-Nov.

Pursuant to the Board's action on March 11, 2009, this application has been approved and placed on the Unfunded List. This approval does not constitute a guarantee or commitment of future State funding.

The District is responsible for ensuring the project is compliant with all Prevailing Wage Monitoring and/or Labor Compliance Program requirements at the time construction contracts were executed and/or construction commenced.

The District shall ensure that it is in compliance with all applicable laws, regulations and certifications it made on the program forms.

Provide that the State portion of any and all project savings realized from the funding of this Facility Hardship Program project must be returned to the State.

Based on the Board's action on June 5, 2017, this project is subject to the Grant Agreement submittal pursuant to School Facility Program Regulation Section 1859.90.4.

REPORT OF THE EXECUTIVE OFFICER
State Allocation Board Meeting, December 6, 2017

SCHOOL DISTRICT DATA

School District:VISTA DEL MAR UNION	County:.....SANTA BARBARA
Application Number:..... 58/69344-00-001	School Name.....VISTA DE LAS CRUCES ELEMENTARY
Total District Enrollment:.....98	Project Grade Level:.....K-8
Financial Hardship:.....NO

PURPOSE OF REPORT

Type of Request	State Allocation Board (Board) approval for placement on the Unfunded List (Lack of AB 55 Loans) for a School Facility Program (SFP) Facility Hardship rehabilitation project.
Total Project Cost	\$133,433.33
Cost to the State	\$ 80,066.00

DESCRIPTION

Description of Health and Safety Threat	The water supply at Vista Del Mar Elementary School is provided by a well system which is extremely remote and requires a four wheel drive quad vehicle for access. Additionally, the well system is manual which requires staff to estimate the water levels and navigate out to the wells as often as multiple times a day to turn the wells on and off in order to fill the water storage tanks which supply the school. The state of the well system is such that the water has had periods of where it was unsafe for consuming. Additionally, because of their remote location and lack of remote monitoring equipment, the industry specialist report by the Wallace Group dated July 26, 2017 states in part, "...there is a significant risk that sufficient water supply could not be maintained at the school especially during an emergency." The Santa Barbara County Health Department, Environmental Health Services Department, toured the site and has additionally identified these items as being health and safety concerns and has directed the District to make the recommended mitigation measures.
Scope of Project	The scope of the project includes replacement of a 5,000 gallon water storage tank, repair to remaining storage tanks, replacement of the non-functioning automatic chlorination system and the installation of automatic operators which will enable the school to operate the water supply remotely (without having to drive miles on a quad to manually adjust the water levels) so they can ensure adequate supply on a daily basis and in times of emergency.
Status of School Site	According to the District, the project is approximately 80 percent complete and is anticipated to be fully complete by mid-December 2017.

QUALIFYING CRITERIA

Government/State Level Concurrence	The District has obtained concurrence with the hazards reported and with the proposed minimum work for rehabilitation from Santa Barbara County Public Health Department Environmental Services.
Site Visit Completed by Staff	Staff has accepted reports by the industry specialist and governmental concurrence in lieu of a site visit.
Staff Supports the District's Request	Yes

AUTHORITY

See Attachment A

RECOMMENDATIONS

1. Approve the District's request for placement on the Unfunded List (Lack of AB 55 Loans) for SFP Rehabilitation funding for the minimum required work for mitigation for potable water supply at Vista De Las Cruces Elementary School, pursuant to the SFP Regulation Section 1859.83(e).
2. Provide that the State portion of any and all savings which may be realized from the funding of this Facility Hardship Program project must be returned to the State.

ATTACHMENT A

AUTHORITY

Education Code (EC) Section 17075.10(a) states:

A school district may apply for hardship assistance in cases of extraordinary circumstances. Extraordinary circumstances may include, but are not limited to, the need to repair, reconstruct, or replace the most vulnerable school facilities that are identified as a Category 2 building, as defined in the report submitted pursuant to Section 17317, determined by the department to pose an unacceptable risk of injury to its occupants in the event of a seismic event.

SFP Regulation Section 1859.82 states, "A district is eligible for facility hardship funding to replace or construct new classrooms and related facilities if the district demonstrates there is an unmet need for pupil housing or the condition of the facilities, or the lack of facilities, is a threat to the health and safety of the pupils."

SFP Regulation Section 1859.82(a)(1) provides for Facility Hardship grant funding when:

The facilities are needed to ensure the health and safety of the pupils if the district can demonstrate to the satisfaction of the Board that the health and safety of the pupils is at risk. Factors to be considered by the Board shall include the close proximity to a major freeway, airport, electrical facility, high power transmission lines, dam, pipeline, industrial facility, adverse air quality emission or other health and safety risks, including structural deficiencies required by the DSA to be repaired, seismic mitigation of the Most Vulnerable Category 2 Buildings as verified by the DSA, traffic safety or because the pupils reside in remote areas of the district and transportation to existing facilities is not possible or poses a health and safety risk.

SFP Regulation Section 1859.82(a)(1)(A)(1) states,

If the total cost to remain in the classroom or related facility is 50 percent or less than the Current Replacement Cost, the district may qualify for either grant below, as applicable:

- a. Modernization Excessive Cost Hardship Grant for Rehabilitation Costs pursuant to Section 1859.83(e), or
- b. A grant not to exceed 50 percent of the cost estimate that has been reviewed and approved by the OPSC and approved by the Board for seismic repair.

SCHOOL DISTRICT DATA

Application No: 58/69344-00-001 County: Santa Barbara
 School District: Vista Del Mar Union Elementary School Name: Vista De Las Cruces

PROJECT DATA

Type of Project: Elementary School Application Filing Basis: Site Specific
 Pupils Assigned Under 50 Yrs: K-6:
 7-8:
 9-12:
 Non-Severe:
 Severe:
 Financial Hardship Requested: No Recommended Acres:
 Alternative Education School: No Existing Acres:

ADJUSTED GRANT DATA

Rehabilitation	\$ 76,445.00
Project Assistance	3,621.00
Total State Share (60%)	80,066.00
District Share (40%)	53,377.33
Total Project Cost	<u>\$ 133,443.33</u>

PROJECT FINANCING

<u>State Share</u>	
This Project	\$ 80,066.00
<u>District Share</u>	
Cash Contribution	53,377.33
Financial Hardship	
Total Project Cost	<u>\$ 133,443.33</u>

HISTORY OF PROJECT COST AND APPORTIONMENT

	Fund Code	Proposition	Previously Authorized	Authorized This Action	Unfunded Approval This Action
<u>State Share</u>					
Modernization/Additional Grant	951-570	51	\$	\$ 80,066.00	\$ 80,066.00
<u>District Share</u>					
Cash Contribution				53,377.33	
Total			\$	<u>\$ 133,443.33</u>	<u>\$ 80,066.00</u>

Funding Source: Proposition 51 Bonds/2016-Nov.

Pursuant to the Board's action on March 11, 2009, this application has been approved and placed on the Unfunded List. This approval does not constitute a guarantee or commitment of future State funding.

The District is responsible for ensuring the project is compliant with all Prevailing Wage Monitoring and/or Labor Compliance Program requirements at the time construction contracts were executed and/or construction commenced.

The District shall ensure that it is in compliance with all applicable laws, regulations and certifications it made on the program forms.

Provide that the State portion of any and all project savings realized from the funding of this Facility Hardship Program project must be returned to the State.

Based on the Board's action on June 5, 2017, this project is subject to the Grant Agreement submittal pursuant to School Facility Program Regulation Section 1859.90.4.

REPORT OF THE EXECUTIVE OFFICER
State Allocation Board Meeting, December 6, 2017

SCHOOL DISTRICT DATA

School District:WEST CONTRA COSTA UNIFIED County:.....CONTRA COSTA
 Application Number:..... 58/61796-00-010 School Name:.....EL CERRITO HIGH
 Total District Enrollment:.....31,267 Project Grade Level:.....9-12
 Financial Hardship:.....NO

PURPOSE OF REPORT

Type of Request	State Allocation Board (Board) approval for placement on the Unfunded List (Lack of AB 55 Loans) for a School Facility Program (SFP) Facility Hardship Seismic Mitigation Program (SMP) Rehabilitation project.
Estimated Total Project Cost	\$4,945,464
Estimated Cost to the State	\$2,472,732

DESCRIPTION

Description of Health and Safety Threat	In 2014, a structural engineering firm was retained by the District to conduct seismic eligibility evaluations of the original buildings on the school site to see if they were eligible for funding through the Seismic Mitigation Program. The findings identified that the six of the permanent buildings (Buildings A, B, C, E, F, and G) contained critical deficiencies. These deficiencies were such that the buildings were associated with having a high potential for local or global collapse in the event of seismic activity.
Scope of Project	The total minimum costs to rehabilitate each of the buildings was less than 50 percent of the Current Replacement Cost of the facilities, which qualifies the District for rehabilitation funding. However, the District has chosen to use the rehabilitation funding towards the costs of full building replacements instead, for Buildings A, B, C, E, F, and G. This is a reimbursement project; the District will use eligible rehabilitation funding to assist in funding the replacement of these facilities.
Status of School Site	The plans for the replacement of these buildings were approved by Division of the State Architect (DSA) January 17, 2007. The new campus opened January 5, 2009.

QUALIFYING CRITERIA

Government/State Level Concurrence	The Division of the State Architect approved these buildings for Seismic Mitigation Program eligibility April 27, 2015 and approved their Replacement Option Analysis (Phase 2) August 8, 2017.
Staff Supports the District's Request	Yes
Site Visit Completed by Staff	Staff accepted detailed reports from qualified firms and DSA concurrence in lieu of a site visit.

AUTHORITY

See Attachment A

RECOMMENDATIONS

1. Approve the District's request for an unfunded approval for rehabilitation funding to be contributed to the replacement of Buildings A, B, C, E, F, and G at El Cerrito High School, pursuant to the SFP Regulation Section 1859.83(e).
2. Provide that the State portion of any and all project savings realized from the funding of this SMP rehabilitation project must be returned to the State.

ATTACHMENT A

AUTHORITY

Education Code (EC) Section 17075.10(a) states:

A school district may apply for hardship assistance in cases of extraordinary circumstances. Extraordinary circumstances may include, but are not limited to, the need to repair, reconstruct, or replace the most vulnerable school facilities that are identified as a Category 2 building, as defined in the report submitted pursuant to Section 17317, determined by the department to pose an unacceptable risk of injury to its occupants in the event of a seismic event.

SFP Regulation Section 1859.82 states, "A district is eligible for facility hardship funding to replace or construct new classrooms and related facilities if the district demonstrates there is an unmet need for pupil housing or the condition of the facilities, or the lack of facilities, is a threat to the health and safety of the pupils."

SFP Regulation Section 1859.82(a)(1) provides for Facility Hardship grant funding when:

The facilities are needed to ensure the health and safety of the pupils if the district can demonstrate to the satisfaction of the Board that the health and safety of the pupils is at risk. Factors to be considered by the Board shall include the close proximity to a major freeway, airport, electrical facility, high power transmission lines, dam, pipeline, industrial facility, adverse air quality emission or other health and safety risks, including structural deficiencies required by the DSA to be repaired, seismic mitigation of the Most Vulnerable Category 2 Buildings as verified by the DSA, traffic safety or because the pupils reside in remote areas of the district and transportation to existing facilities is not possible or poses a health and safety risk.

SFP Regulation Section (a)(1)(C) states,

The seismic mitigation projects must meet all of the following requirements:

1. The construction contract was executed on or after May 20, 2006;
2. The project funding provided shall be for the minimum work necessary to obtain DSA approval;
3. The building is designed for occupancy by students and staff; and
4. The DSA concurs with a report by a structural engineer, which identifies structural deficiencies that pose an unacceptable risk of injury to its occupants in a seismic event. If the unacceptable risk of injury is due to the presence of faulting, liquefaction or landslide, these hazards must be documented by a geologic hazards report prepared by an engineering geologist in accordance with California Building Code, Part 2, Chapter 18, section 1803A and with the concurrence of the California Geological Survey.

SFP Regulation Section 1859.82(a)(1)(A)(1) states,

If the total cost to remain in the classroom or related facility is 50 percent or less than the Current Replacement Cost, the district may qualify for either grant below, as applicable:

- a. Modernization Excessive Cost Hardship Grant for Rehabilitation Costs pursuant to Section 1859.83(e),
or
- b. A grant not to exceed 50 percent of the cost estimate that has been reviewed and approved by the OPSC and approved by the Board for seismic repair.

SFP Regulation Section 1859.82(a)(1)(D) states, "Notwithstanding Sections 1859.93 and 1859.93.1, all applications for the seismic mitigation of the Most Vulnerable Category 2 Buildings shall be funded in the order of receipt of an Approved Application for funding."

SCHOOL DISTRICT DATA

Application No: 58/61796-00-010 County: Contra Costa
 School District: West Contra Costa Unified School Name: El Cerrito Senior High

PROJECT DATA

Type of Project: High School Application Filing Basis: Site Specific
 Pupils Assigned Under 50 Yrs: K-6:
 7-8:
 9-12:
 Non-Severe:
 Severe:
 Financial Hardship Requested: No Recommended Acres:
 Alternative Education School: No Existing Acres:

ADJUSTED GRANT DATA

Labor Compliance	\$ 19,388.00
Rehabilitation	2,453,344.00
Total State Share (50%)	2,472,732.00
District Share (50%)	2,472,732.00
Total Project Cost	<u>\$ 4,945,464.00</u>

PROJECT FINANCING

<u>State Share</u>	
This Project	\$ 2,472,732.00
<u>District Share</u>	
Cash Contribution	2,472,732.00
Financial Hardship	
Total Project Cost	<u>\$ 4,945,464.00</u>

HISTORY OF PROJECT COST AND APPORTIONMENT

	Fund Code	Proposition	Previously Authorized	Authorized This Action	Unfunded Approval This Action
<u>State Share</u>					
Modernization/Additional Grant	957-505	1D	\$	\$ 2,453,344.00	\$ 2,453,344.00
Modernization/Additional Grant	955-570	55		19,388.00	19,388.00
<u>District Share</u>					
Cash Contribution				2,472,732.00	
Total			\$	<u>\$ 4,945,464.00</u>	<u>\$ 2,472,732.00</u>

Funding Sources: Proposition 1D Bonds/2006-Nov.; Proposition 55 Bonds/2004-Mar.

Pursuant to the Board's action on March 11, 2009, this application has been approved and placed on the Unfunded List. This approval does not constitute a guarantee or commitment of future State funding.

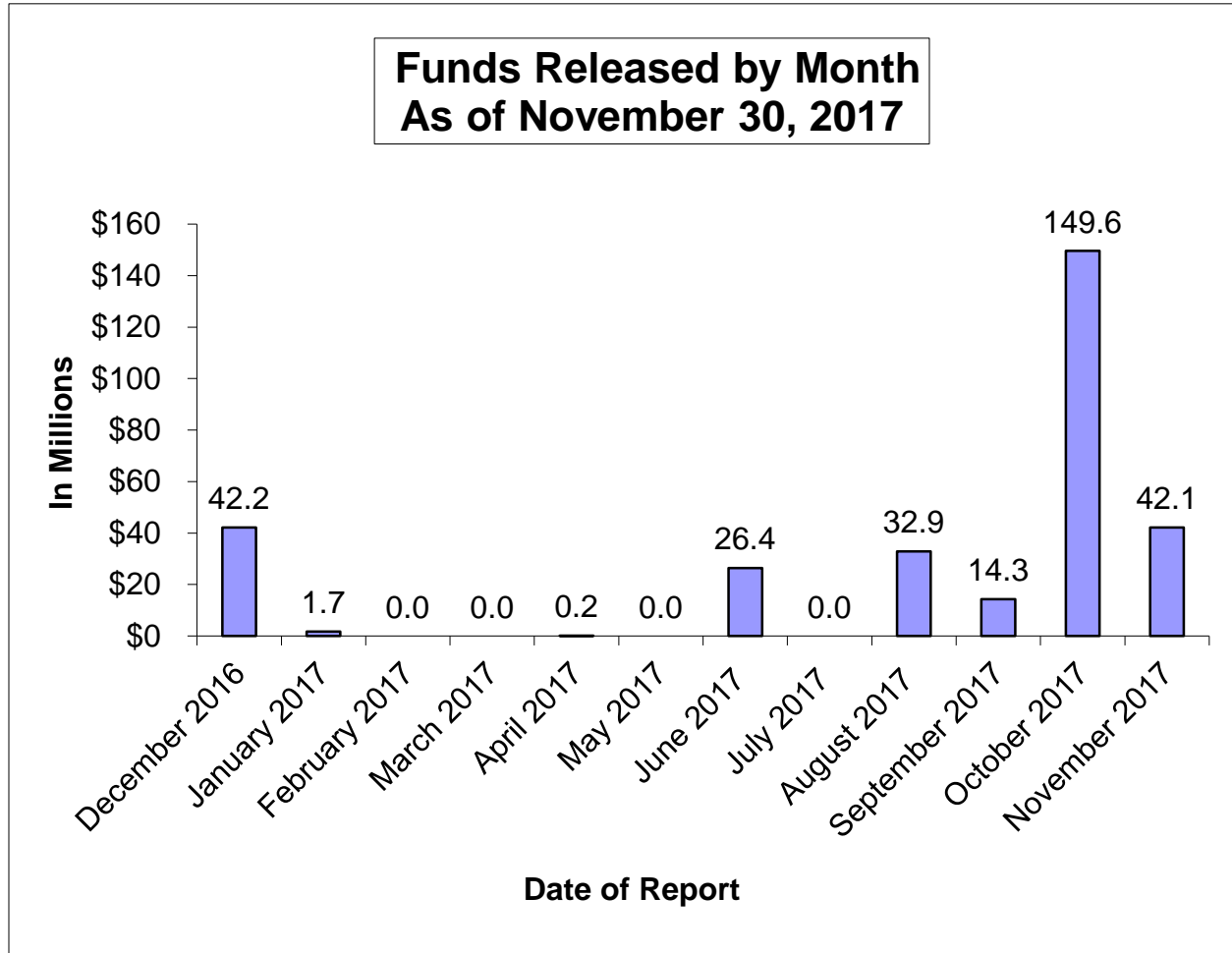
The District shall ensure that it is in compliance with all applicable laws, regulations and certifications it made on the program forms.

Based on the Board's action on June 5, 2017, this project is subject to the Grant Agreement submittal pursuant to School Facility Program Regulation Section 1859.90.4.

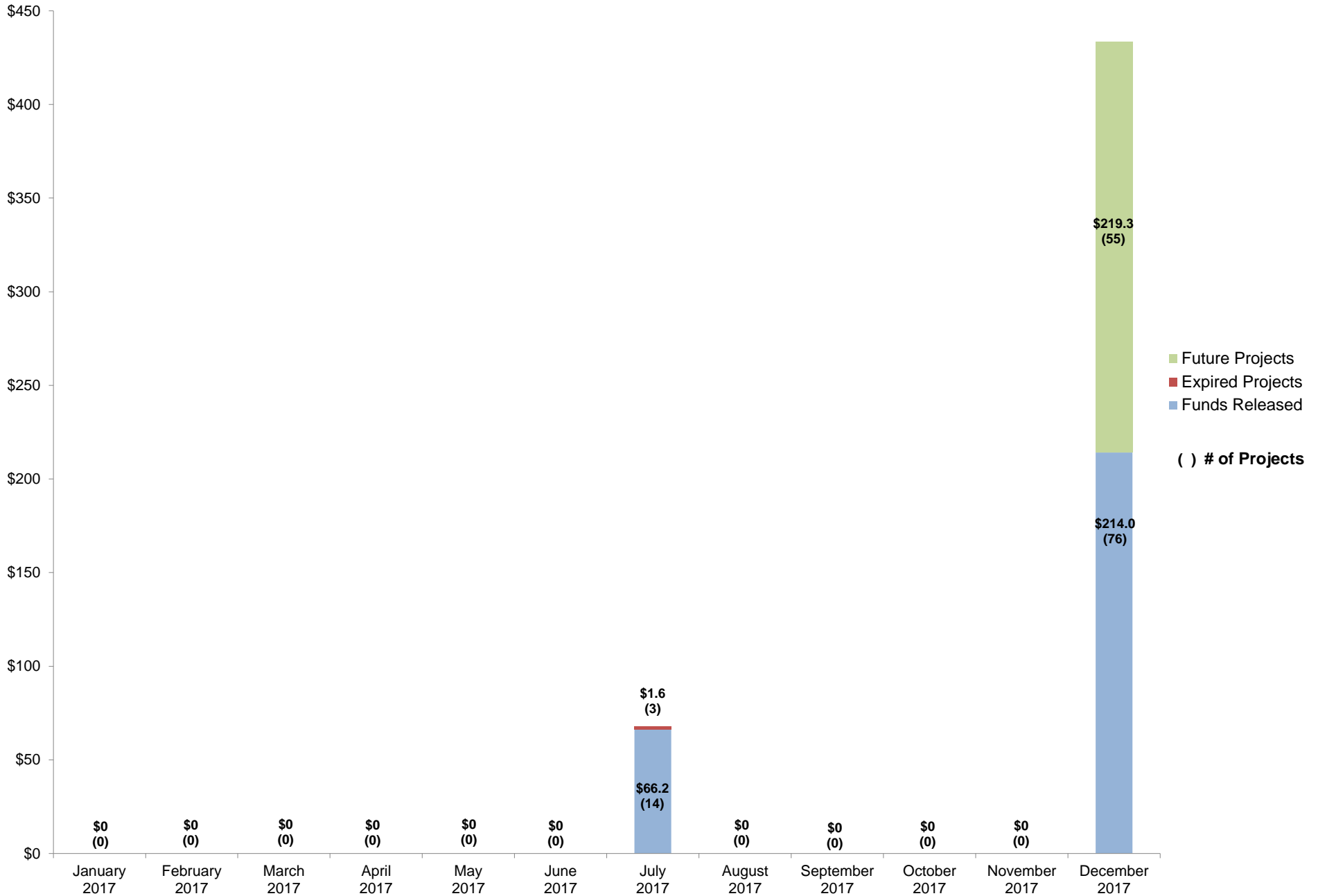
The District is responsible for ensuring that the project is compliant with Prevailing Wage Monitoring and/or Labor Compliance Program requirements at the time construction contracts are executed and/or construction commenced.

REPORT OF THE EXECUTIVE OFFICER
State Allocation Board Meeting, December 6, 2017

STATUS OF FUND RELEASES



**Status of School Facility Program Apportionments Set to Expire
due to Time Limit on Fund Release, as of September 6, 2017 SAB**
(in millions of dollars)



SCHOOL FACILITY PROGRAM

Available Funds (in Millions) As of December 6, 2017

Program	Original Bond Allocation	Remaining Bond Authority as of September 6, 2017	Estimated Approvals for December 6, 2017	Special Items/PIF	Remaining Bond Authority as of December 6, 2017 (excludes Unfunded Approvals)	Accumulated Unfunded Approvals as of September 6, 2017	Estimated Unfunded Approvals for December 6, 2017	Special Items/PIF	Remaining Bond Authority as of December 6, 2017 (includes Unfunded Approvals)
Prop. 51 - \$7 Billion - November 2016									
New Construction	\$3,000.0	\$2,821.1			\$2,821.1	-\$11.1	-\$37.8		\$2,772.2
Modernization	3,000.0	2,818.1			2,818.1	-14.3	-77.9		2,725.9
Career Technical Education	500.0	500.0			500.0				500.0
Charter School	500.0	500.0			500.0				500.0
SUBTOTAL	\$7,000.0	\$6,639.2	\$0.0	\$0.0	\$6,639.2^A	-\$25.4	-\$115.7	\$0.0	\$6,498.1

Prop. 1D - \$7.3 Billion - November 2006									
New Construction	\$1,900.0	\$4.2	\$1.0		\$5.2	-\$2.1	-\$0.2		\$2.9 ^F
Seismic Repair		20.0			20.0	-2.8	-10.3		6.9
Modernization	3,300.0	5.0			5.0	-0.3			4.7 ^F
Career Technical Education	500.0	7.3	1.0		8.3				8.3 ^F
High Performance Schools	100.0	0.0			0.0				0.0
Overcrowding Relief	1,000.0	11.4			11.4				11.4
Charter School	500.0	134.3			134.3	-93.1	-0.1		41.1
Joint Use	57.5 ^B	0.0			0.0				0.0
SUBTOTAL	\$7,357.5	\$182.2	\$2.0	\$0.0	\$184.2^A	-\$98.3	-\$10.6	\$0.0	\$75.3

Prop. 55 - \$10 Billion - March 2004									
New Construction	\$4,965.8 ^C	\$7.3 ^D			\$7.3	-\$5.6	-\$0.1		\$1.6
Modernization	2,250.0	0.1			0.1		-0.1		0.0
Critically Overcrowded Schools	2,440.0	0.0	\$0.2		0.2				0.2 ^F
Charter School	300.0	13.8			13.8	-11.0			2.8 ^F
Joint Use	66.7 ^E	0.0			0.0				0.0
SUBTOTAL	\$10,022.5	\$21.2	\$0.2	\$0.0	\$21.4^A	-\$16.6	-\$0.2	\$0.0	\$4.6
TOTAL PAGE 1	\$24,380.0	\$6,842.6	\$2.2	\$0.0	\$6,844.8	-\$140.3	-\$126.5	\$0.0	\$6,578.0

A Balance of bonding authority excludes unfunded approvals.

B The original bond allocation of \$29 million augmented by \$21 million from Prior Bond Funds to Joint Use at the 06/27/07 SAB meeting and \$7.5 million at the 7/23/08 SAB meeting pursuant to Assembly Bill 127, Chapter 35, Statutes of 2006 (Perata/Nunez).

C The original bond allocation of \$4,960,000,000 augmented by \$5,831,911 from Prior Bonds at the 10/6/2010 SAB meeting.

D It includes the transfer of Critically Overcrowded School Facilities Program Funds to New Construction (transfers in Prop. 55 includes: \$268.8 million approved at the 1/25/2006 SAB meeting, \$318.3 million approved at the 9/23/2009 SAB meeting, \$225 million approved at the 8/4/2010 SAB meeting, \$211.7 million approved at the 12/15/2010 SAB meeting, \$145 million at the 4/25/2012 SAB meeting, \$30.4 million after the 3/20/2013 SAB meeting, and \$32,297 after the 3/26/2014 SAB meeting per SFP Regulation Sections 1859.154 (c)).

E Original bond allocation of \$50,000,000 augmented by \$15,547,233 from the State School Building Aid Fund at the 2/28/2007 SAB meeting and by \$1,232,224 from Prior Bonds at the 10/6/2010 SAB meeting.

F Total authority is not available at this time. There are outstanding accounts receivables of \$970,421 for New Construction, \$177,327 for Modernization and \$1,013,210 for Career Tech Education in Proposition 1D; \$170,605 for Critically Overcrowded Schools and \$1,171,692 for Charter in Proposition 55.

SCHOOL FACILITY PROGRAM

Available Funds (in Millions) As of December 6, 2017

Program	Original Bond Allocation	Remaining Bond Authority as of September 6, 2017	Estimated Approvals for December 6, 2017	Special Items/PIF	Remaining Bond Authority as of December 6, 2017 (excludes Unfunded Approvals)	Accumulated Unfunded Approvals as of September 6, 2017	Estimated Unfunded Approvals for December 6, 2017	Special Items/PIF	Remaining Bond Authority as of December 6, 2017 (includes Unfunded Approvals)
Prop. 47 - \$11.4 Billion - November 2002									
New Construction	\$6,250.0	\$2.1 ^C			\$2.1	-\$0.1			\$2.0
Modernization	3,300.0	0.0			0.0				0.0
Critically Overcrowded Schools	1,700.0	0.0			0.0				0.0
Charter School	100.0	0.0			0.0				0.0
Joint Use	50.0	0.0			0.0				0.0
SUBTOTAL	\$11,400.0	\$2.1	\$0.0	\$0.0	\$2.1^A	-\$0.1	\$0.0	\$0.0	\$2.0
Prop. 1A - \$6.7 Billion - November 1998									
New Construction	\$2,900.0	\$0.0			\$0.0				\$0.0
Modernization	2,100.0	0.0			0.0				0.0
Hardship	1,000.0	0.5			0.5	-\$0.2			0.3
Class Size Reduction	700.0	0.0			0.0				0.0
SUBTOTAL	\$6,700.0	\$0.5	\$0.0	\$0.0	\$0.5^A	-\$0.2	\$0.0	\$0.0	\$0.3
TOTAL PAGE 2	\$18,100.0	\$2.6	\$0.0	\$0.0	\$2.6	-\$0.3	\$0.0	\$0.0	\$2.3
TOTAL FROM PAGE 1	\$24,380.0	\$6,842.6	\$2.2	\$0.0	\$6,844.8	-\$140.3	-\$126.5	\$0.0	\$6,578.0
GRAND TOTAL	\$42,480.0	\$6,845.2	\$2.2	\$0.0	\$6,847.4	-\$140.6	-\$126.5	\$0.0	\$6,580.3

NEEDS ASSESSMENT/EMERGENCY REPAIR PROGRAM

Program	Appropriation	Remaining Settlement as of September 6, 2017	Estimated Approvals for December 6, 2017	Special Items	Remaining Settlement as of December 6, 2017 (excludes Unfunded Approvals)	Accumulated Unfunded Approvals as of September 6, 2017	Estimated Unfunded Approvals for December 6, 2017	Special Items	Remaining Settlement as of December 6, 2017
SB 6, Chapter 899, Statutes of 2004									
Needs Assessment Program (SFNAGP)	\$2.5	\$0.0			\$0.0				\$0.0
Emergency Repair Program (ERP)	800.0	1.1	\$1.3		2.4				2.4 ^D
TOTAL	\$802.5	\$1.1	\$1.3	\$0.0	\$2.4^B	\$0.0	\$0.0	\$0.0	\$2.4

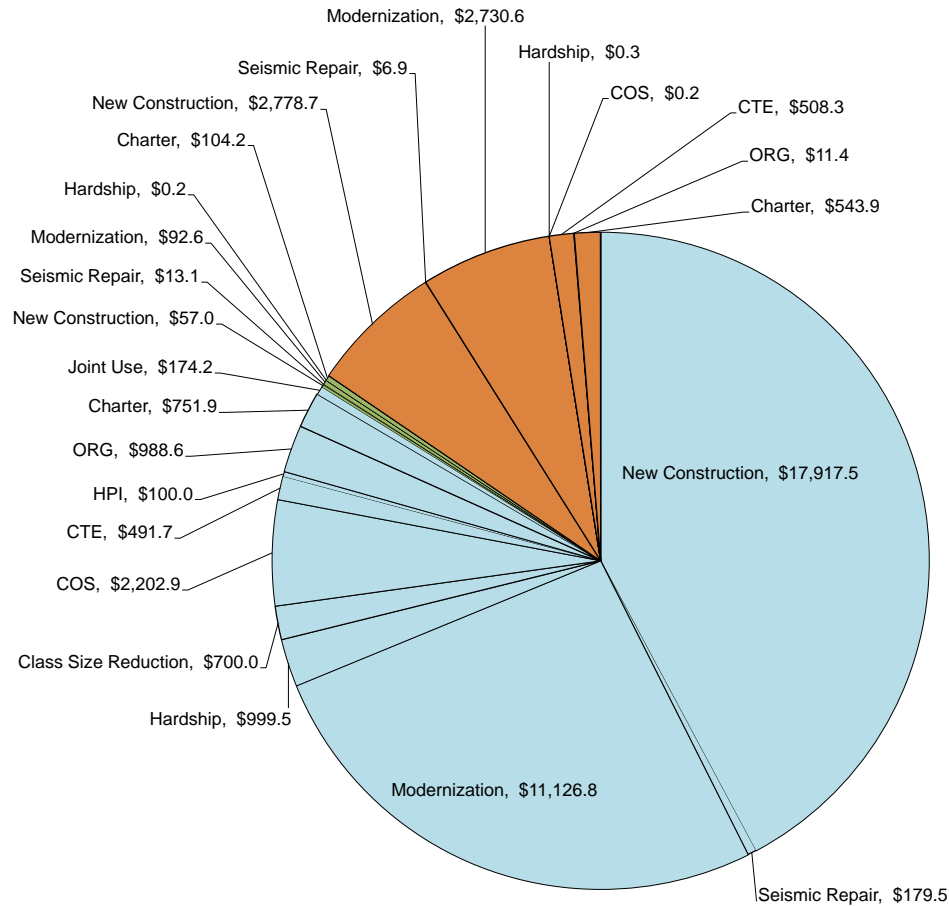
^A Balance of bonding authority excludes unfunded approvals.

^B Balance of settlement authority excludes unfunded approvals.

^C It includes the transfer of Critically Overcrowded School Facilities Program Funds to New Construction (transfer in Prop. 47 includes: \$700 million approved at the 3/25/2009 SAB meeting, \$68.1 million approved at the 9/23/2009 SAB meeting, and \$58,644 after the 3/26/2014 SAB meeting per SFP Regulation Section 1859.154 (c)).

^D Total authority is not available at this time. There are outstanding account receivables of \$1,306,840 in ERP.

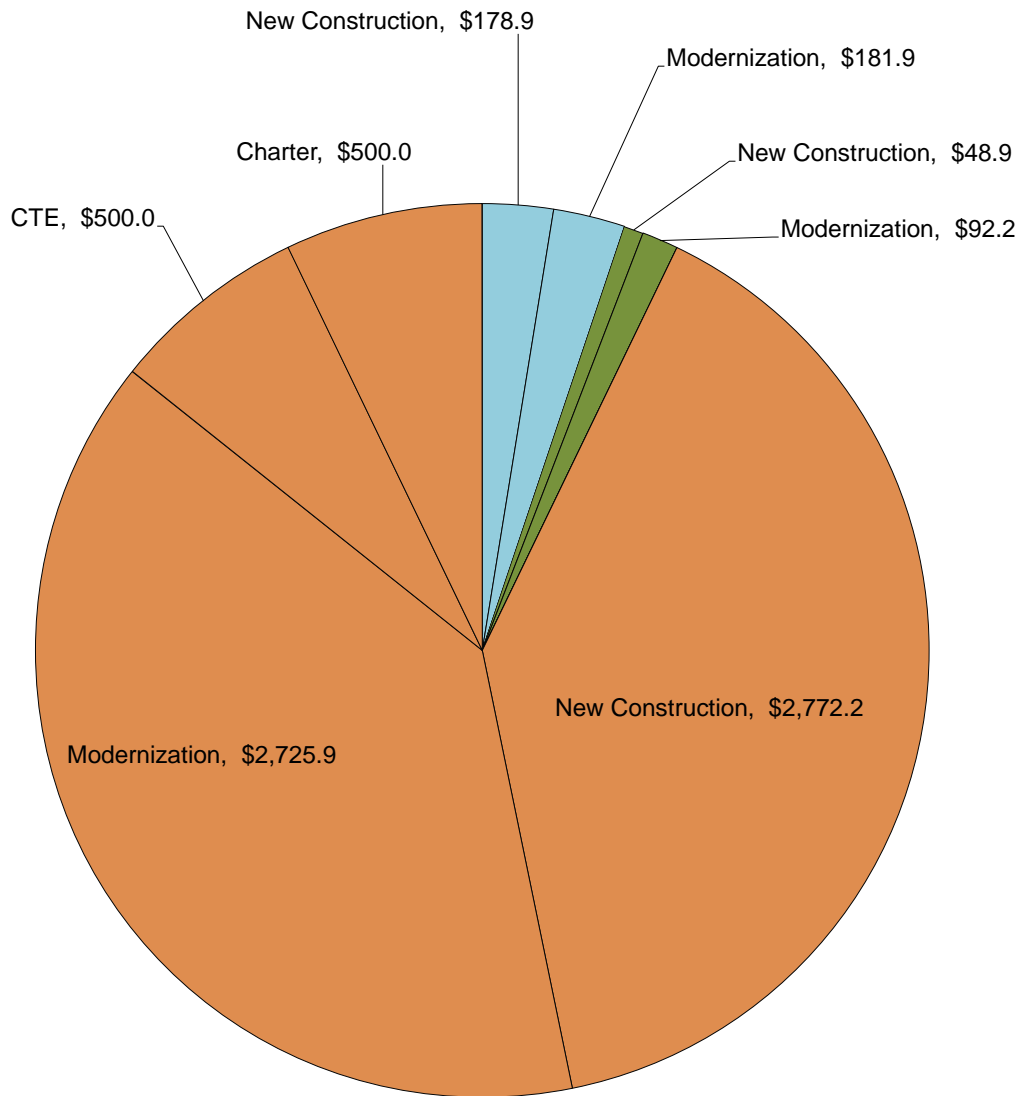
Proposition 51, 1D, 55, 47, and 1A Bond Authority - \$42.480 billion (in millions)



Proposition 51, 1D, 55, 47, and 1A Totals		
New Construction*	\$	17,917.5
Seismic Repair	\$	179.5
Modernization	\$	11,126.8
Hardship	\$	999.5
Class Size Reduction	\$	700.0
COS	\$	2,202.9
CTE	\$	491.7
HPI	\$	100.0
ORG	\$	988.6
Charter	\$	751.9
Joint Use	\$	174.2
Apportioned	\$	35,632.6
		83.9%
New Construction	\$	57.0
Seismic Repair	\$	13.1
Modernization	\$	92.6
Hardship	\$	0.2
Class Size Reduction	\$	-
COS	\$	-
CTE	\$	-
HPI	\$	-
ORG	\$	-
Charter	\$	104.2
Joint Use	\$	-
Unfunded Approvals	\$	267.1
		0.6%
New Construction	\$	2,778.7
Seismic Repair	\$	6.9
Modernization	\$	2,730.6
Hardship	\$	0.3
Class Size Reduction	\$	-
COS	\$	0.2
CTE	\$	508.3
HPI	\$	-
ORG	\$	11.4
Charter	\$	543.9
Joint Use	\$	-
Remaining Bond Authority	\$	6,580.3
		15.5%
Grand Total	\$	42,480
		100.0%

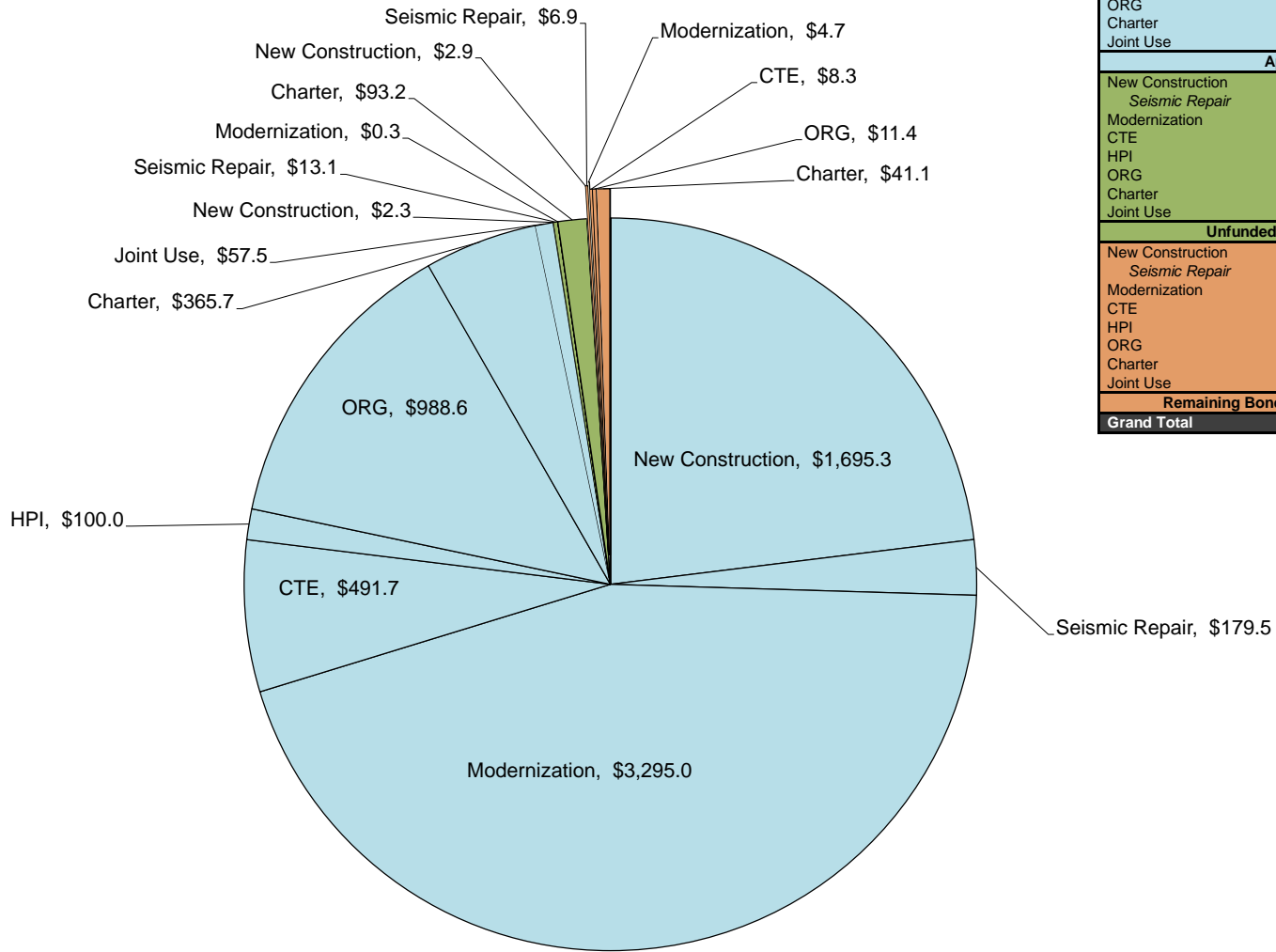
*Includes Energy Efficiency, Small High Schools, Seismic Repair, and the transfer of Critically Overcrowded School Facilities Program Funds to New Construction (\$700 million and \$68.1 million from Prop. 47; \$268.8 million, \$318.3 million, \$225 million, \$211.7 million, \$145 million, and \$30.4 million from Prop. 55). Also, Prop 55 includes \$5.8 million from the Lease Purchase Program on October 6, 2010.

Proposition 51 Bond Authority - \$7.000 billion (in millions)



Proposition 51 Totals		
New Construction	\$ 178.9	
Modernization	\$ 181.9	
CTE	\$ -	
Charter	\$ -	
Apportioned	\$ 360.8	5.2%
New Construction	\$ 48.9	
Modernization	\$ 92.2	
CTE	\$ -	
Charter	\$ -	
Unfunded Approvals	\$ 141.1	2.0%
New Construction	\$ 2,772.2	
Modernization	\$ 2,725.9	
CTE	\$ 500.0	
Charter	\$ 500.0	
Remaining Bond Authority	\$ 6,498.1	92.8%
Grand Total	\$ 7,000	100.0%

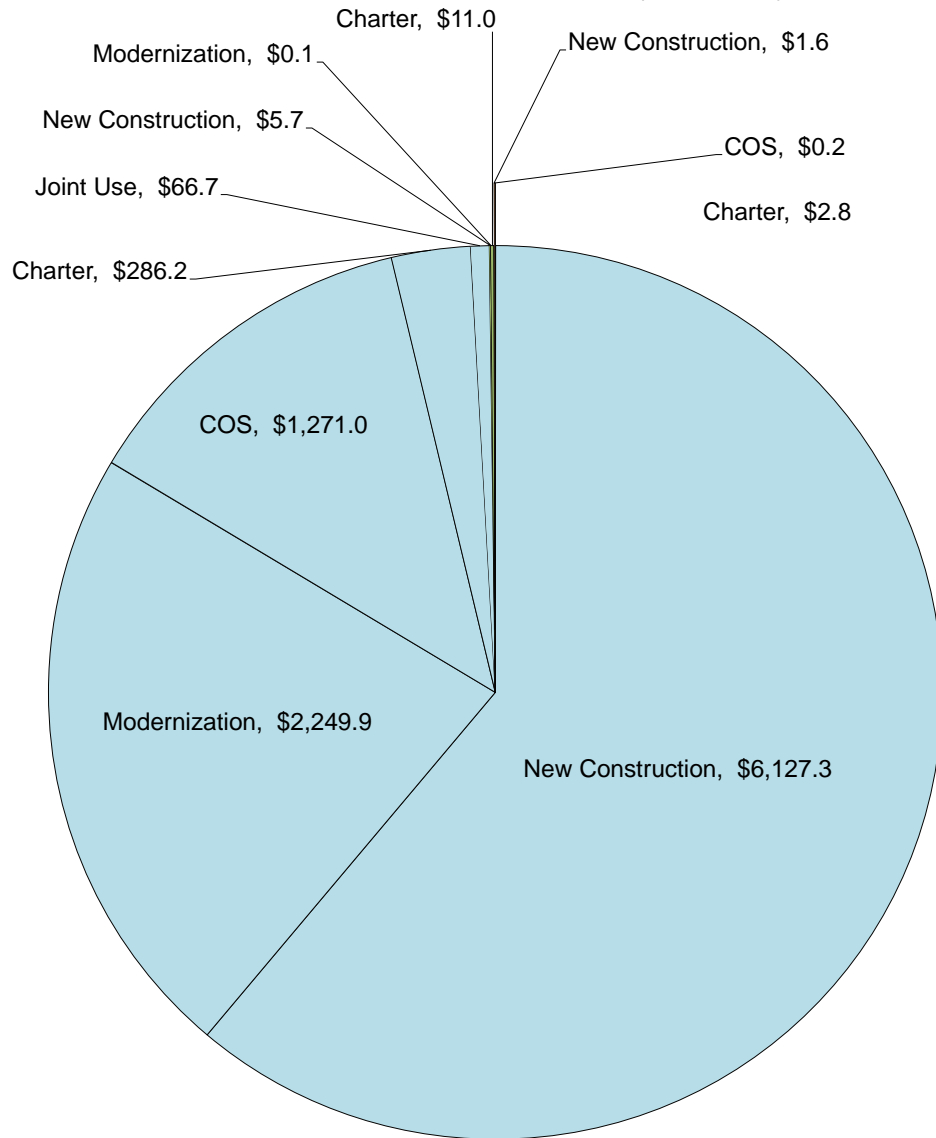
Proposition 1D Bond Authority - \$7.358 billion (in millions)



Proposition 1D Totals		
New Construction	\$	1,695.3
<i>Seismic Repair</i>	\$	179.5
Modernization	\$	3,295.0
CTE	\$	491.7
HPI	\$	100.0
ORG	\$	988.6
Charter	\$	365.7
Joint Use	\$	57.5
Apportioned	\$	7,173.3
		97.5%
New Construction	\$	2.3
<i>Seismic Repair</i>	\$	13.1
Modernization	\$	0.3
CTE	\$	-
HPI	\$	-
ORG	\$	-
Charter	\$	93.2
Joint Use	\$	-
Unfunded Approvals	\$	108.9
		1.5%
New Construction	\$	2.9
<i>Seismic Repair</i>	\$	6.9
Modernization	\$	4.7
CTE	\$	8.3
HPI	\$	-
ORG	\$	11.4
Charter	\$	41.1
Joint Use	\$	-
Remaining Bond Authority	\$	75.3
		1.0%
Grand Total	\$	7,358
		100.0%

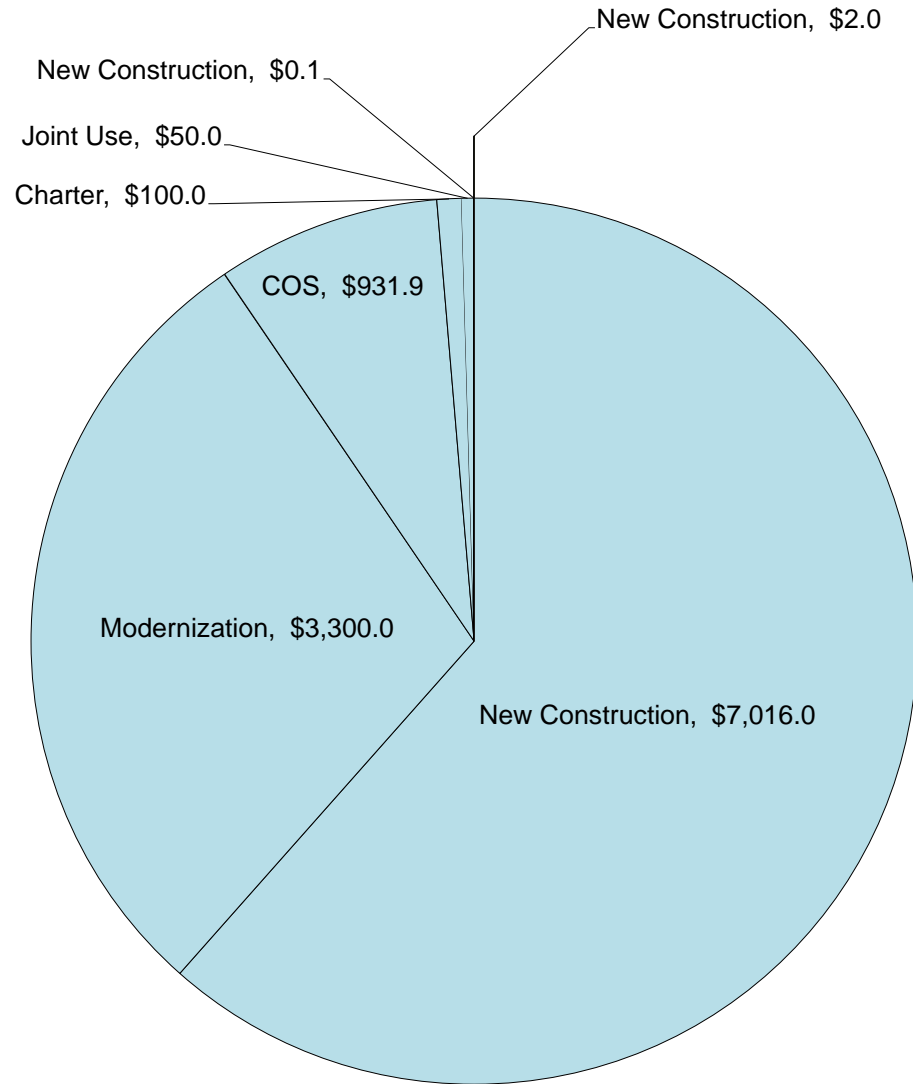
Proposition 55 Bond Authority - \$10.023 billion

(in millions)



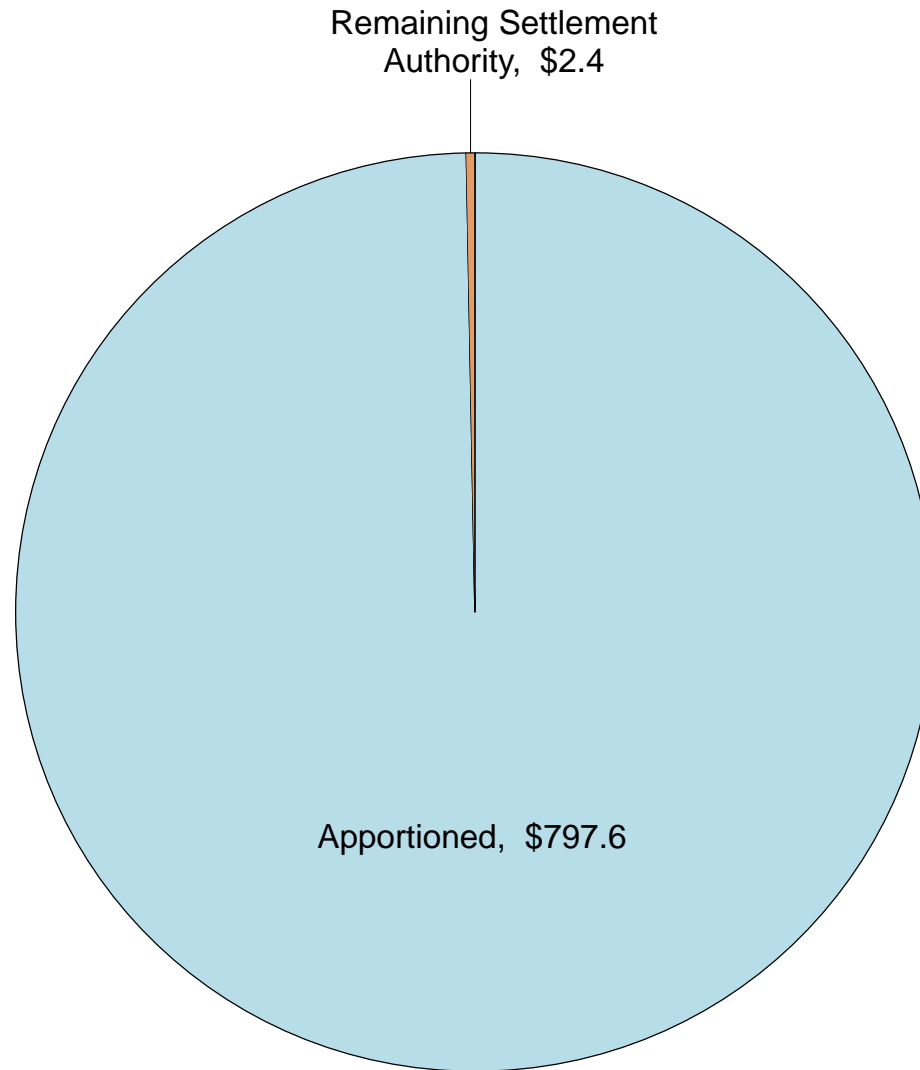
Proposition 55 Totals		
New Construction	\$ 6,127.3	
Modernization	\$ 2,249.9	
COS	\$ 1,271.0	
Charter	\$ 286.2	
Joint Use	\$ 66.7	
Apportioned	\$ 10,001.1	99.8%
New Construction	\$ 5.7	
Modernization	\$ 0.1	
COS	\$ -	
Charter	\$ 11.0	
Joint Use	\$ -	
Unfunded Approvals	\$ 16.8	0.2%
New Construction	\$ 1.6	
Modernization	\$ -	
COS	\$ 0.2	
Charter	\$ 2.8	
Joint Use	\$ -	
Remaining Bond Authority	\$ 4.6	0.0%
Grand Total	\$ 10,023	100.0%

Proposition 47 Bond Authority - \$11.400 billion (in millions)



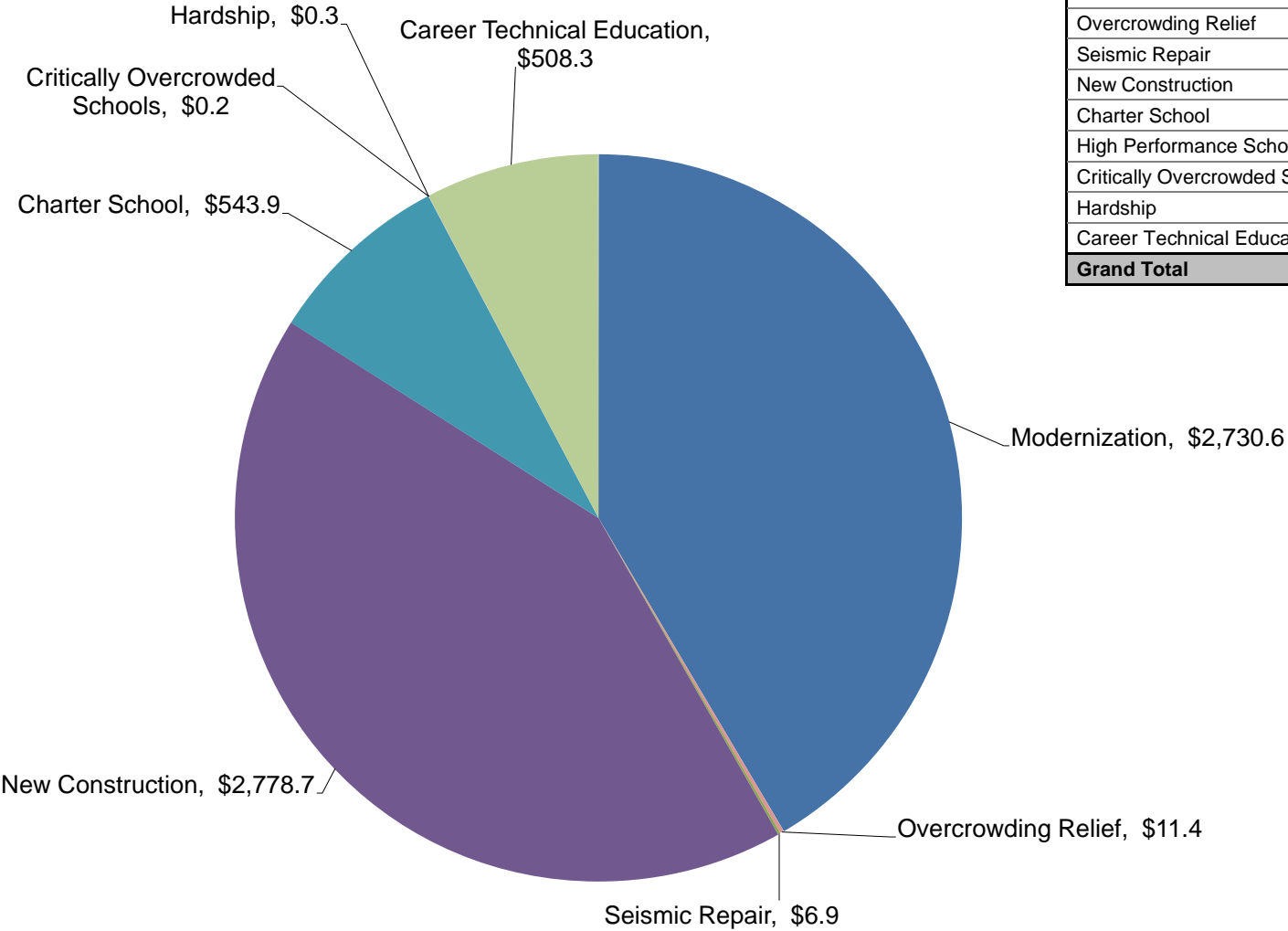
Proposition 47 Totals		
New Construction	\$ 7,016.0	
Modernization	\$ 3,300.0	
COS	\$ 931.9	
Charter	\$ 100.0	
Joint Use	\$ 50.0	
Apportioned	\$ 11,397.9	100.0%
New Construction	\$ 0.1	
Modernization	\$ -	
COS	\$ -	
Charter	\$ -	
Joint Use	\$ -	
Unfunded Approvals	\$ 0.1	0.0%
New Construction	\$ 2.0	
Modernization	\$ -	
COS	\$ -	
Charter	\$ -	
Joint Use	\$ -	
Remaining Bond Authority	\$ 2.0	0.0%
Grand Total	\$ 11,400	100.0%

Emergency Repair Program Settlement Authority - \$800 million



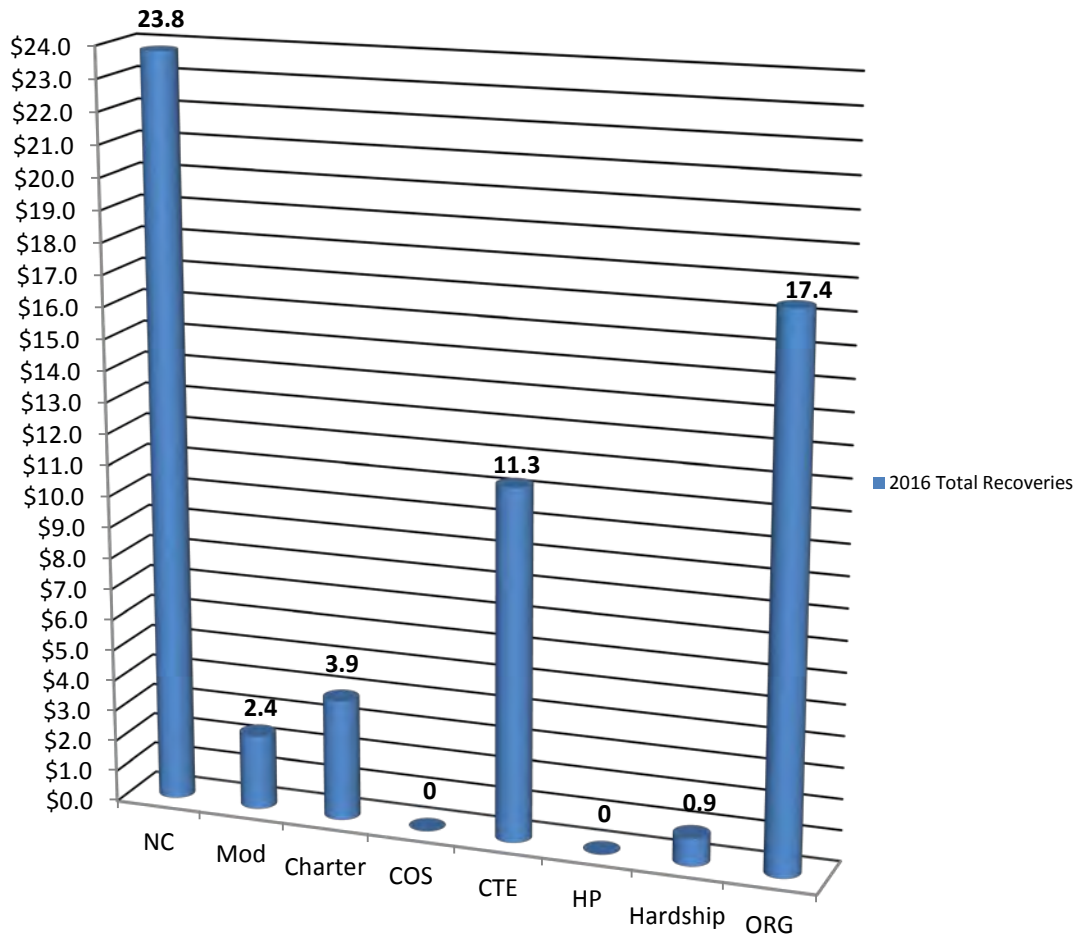
Remaining Bond Authority - \$6,580.3 million

(by program, in millions)
As of December 06, 2017



Remaining Bond Authority (in millions)	
Modernization	\$ 2,730.6
Overcrowding Relief	\$ 11.4
Seismic Repair	\$ 6.9
New Construction	\$ 2,778.7
Charter School	\$ 543.9
High Performance Schools	\$ -
Critically Overcrowded Schools	\$ 0.2
Hardship	\$ 0.3
Career Technical Education	\$ 508.3
Grand Total	\$ 6,580.3

Fund Recoveries* – 2016
(Totals represented in millions of dollars)

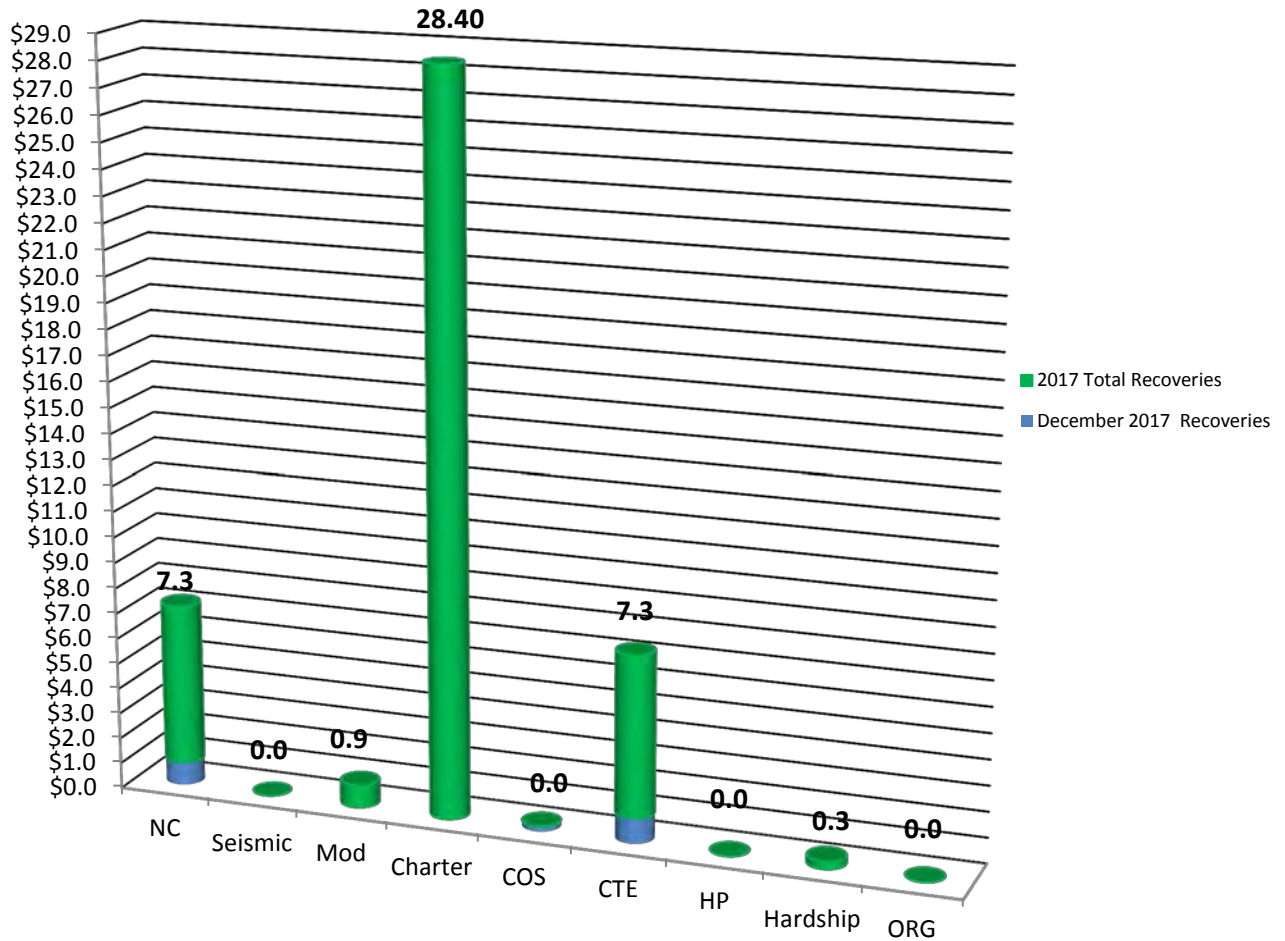


	2016 Totals**
NC	\$23,793,978
Modernization	\$2,435,860
Charter	\$3,874,873
COS	\$0
CTE	\$11,301,630
HP	\$0
Hardship	\$931,212
ORG	\$17,364,574
Total	\$59,702,127

*Includes bond proceeds returned (authority may not be available) to the program through reductions to cost incurred, close-outs, loan repayments, rescissions and special education local plan area transfers.

** 2016 Totals does not reflect any reallocation of authority. For current availability of bond authority, see Status of Funds.

Fund Recoveries* – as of November 30, 2017 SAB
(Totals represented in millions of dollars)



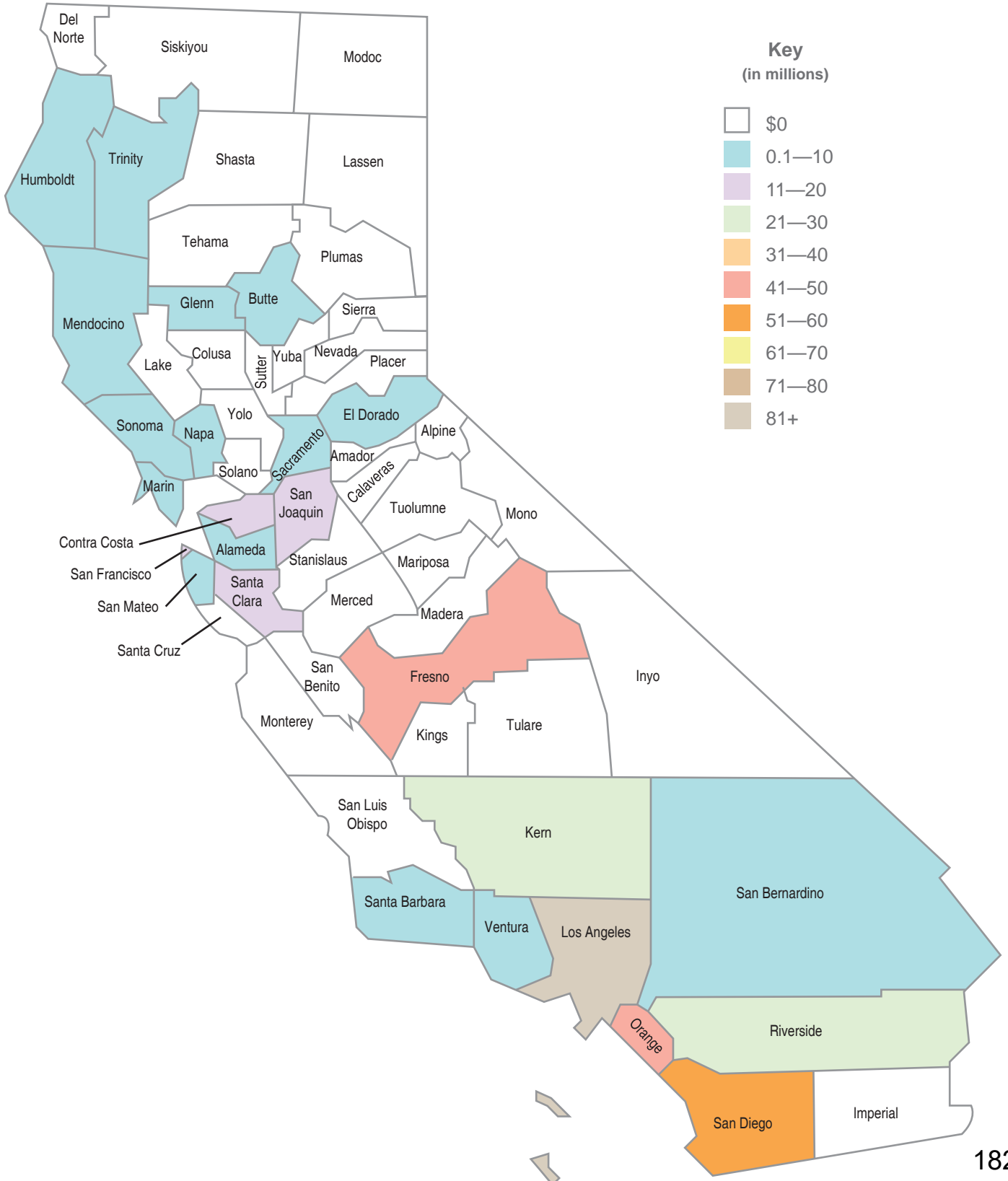
November 2017	1A	47	55	1D	51	November Totals	2017 Totals**
NC	\$0	\$0	\$122	\$970,421	\$0	\$970,543	\$7,255,771
Seismic	\$0	\$0	\$0	\$0	\$0	\$0	\$0
Modernization	\$0	\$0	\$0	\$0	\$0	\$0	\$923,279
Charter	\$0	\$0	\$0	\$0	\$0	\$0	\$28,364,688
COS	\$0	\$13,927	\$170,605	\$0	\$0	\$184,532	\$190,635
CTE	\$0	\$0	\$0	\$1,004,713	\$0	\$1,004,713	\$7,347,780
HP	\$0	\$0	\$0	\$0	\$0	\$0	\$0
Hardship	\$0	\$0	\$0	\$0	\$0	\$0	\$251,798
ORG	\$0	\$0	\$0	\$0	\$0	\$0	\$702
Total						\$2,159,788	\$44,334,653

*Includes bond proceeds returned (authority may not be available) to the program through reductions to cost incurred, close-outs, loan repayments, rescissions and special education local plan area transfers.

** 2017 Totals does not reflect any reallocation of authority. For current availability of bond authority, see Status of Funds.

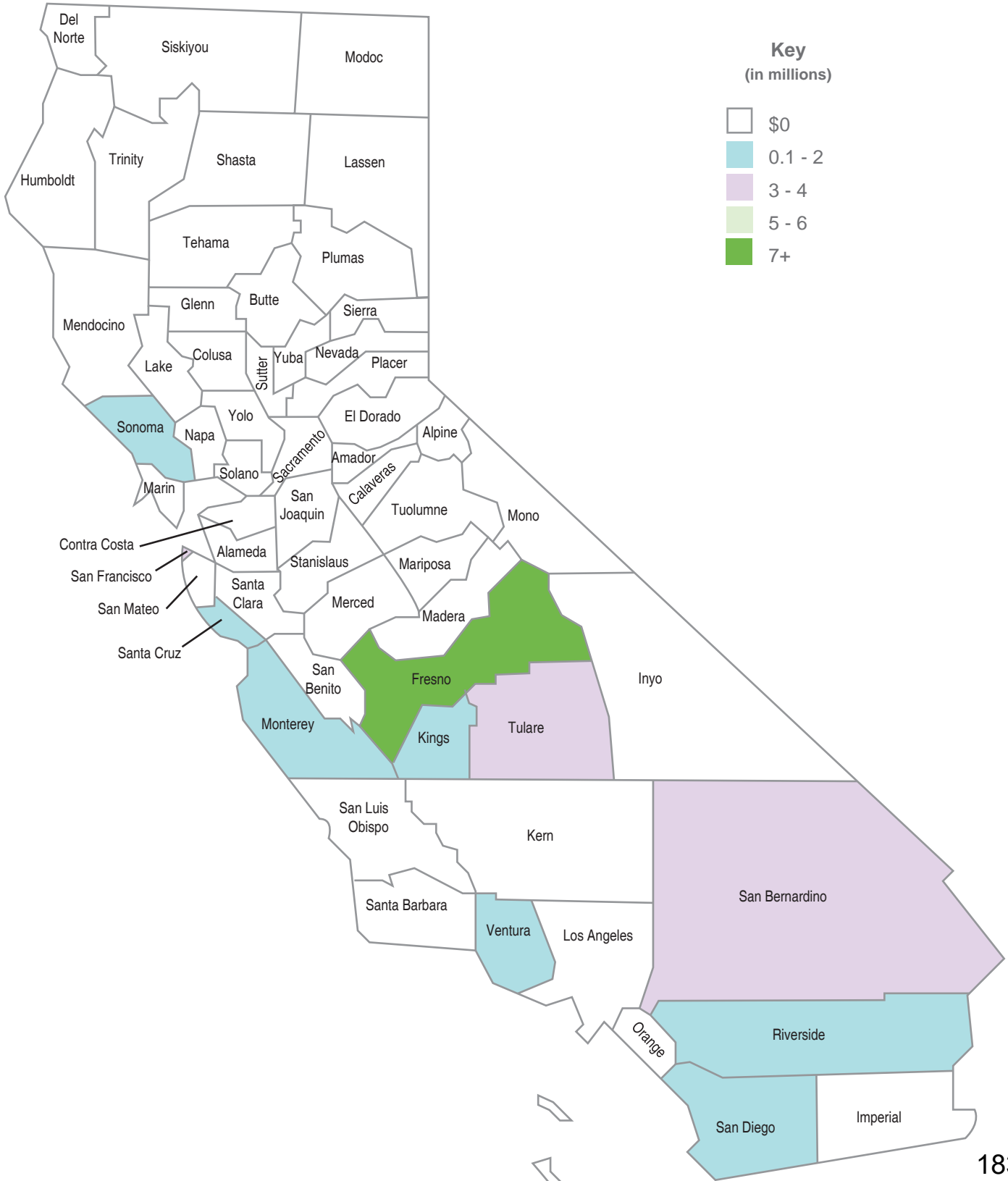
School Facility Program Proposition 51 Apportionments by County

The graphic below displays the amount Apportioned (\$360.8 million) for 125 School Facility Program projects from 63 school districts as of November 7, 2017. The data includes only bond authority provided by Proposition 51 approved by voters in November 2016.



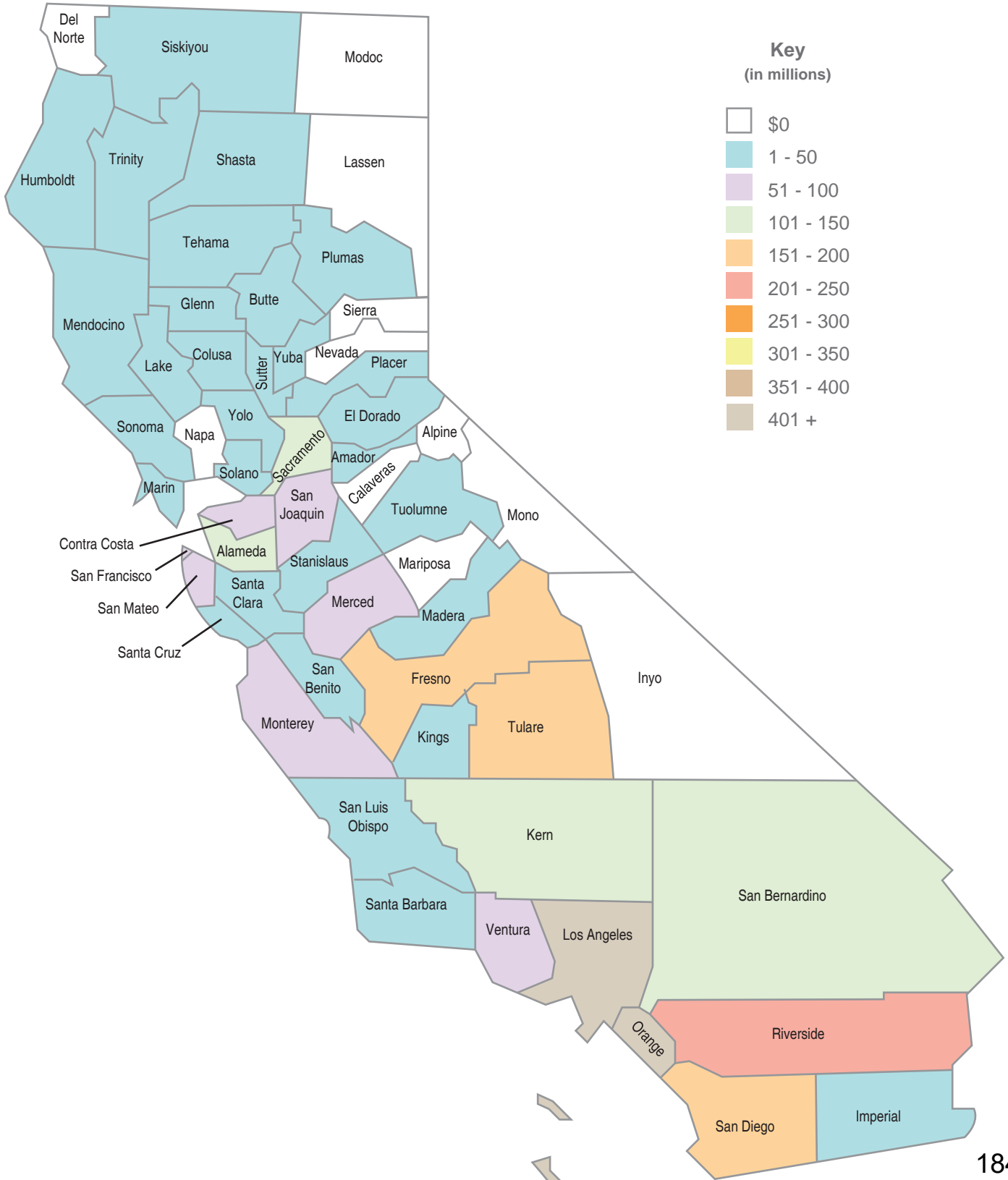
School Facility Program Proposition 51 Unfunded Approvals by County

The graphic below displays the amount of Unfunded Approvals (\$25.4 million) for 13 School Facility Program projects from 13 school districts as of November 7, 2017. The data includes only bond authority provided by Proposition 51 approved by voters in November 2016.



School Facility Program Proposition 51 Current Workload by County

The graphic below displays the Office of Public School Construction’s Workload List for New Construction and Modernization (\$3,116.8 million) for 978 School Facility Program projects from 297 school districts as of November 7, 2017. The projects are anticipated to be allocated from bond authority provided by Proposition 51 approved by voters in November 2016.



**Proposition 51 Distribution
As of November 7, 2017**

County	Apportionment	Unfunded	Workload List*
Alameda	261,354	0	110,629,536
Alpine	0	0	0
Amador	0	0	5,832,202
Butte	3,667,607	0	28,222,167
Calaveras	0	0	0
Colusa	0	0	1,480,857
Contra Costa	12,401,766	0	64,132,240
Del Norte	0	0	0
El Dorado	1,349,545	0	6,317,407
Fresno	41,912,200	12,019,637	191,879,705
Gleenn	2,806,109	0	15,314,663
Humboldt	364,590	0	22,137,646
Imperial	0	0	26,597,214
Inyo	0	0	0
Kern	30,564,325	0	101,282,283
Kings	0	1,548,979	37,047,627
Lake	0	0	1,462,037
Lassen	0	0	0
Los Angeles	89,325,671	0	440,562,078
Madera	0	0	24,022,736
Marin	1,783,789	0	15,811,571
Mariposa	0	0	0
Mendocino	939,142	0	3,395,066
Merced	0	0	54,359,739
Modoc	0	0	0
Mono	0	0	0
Monterey	0	153,819	74,774,056
Napa	442,693	0	0
Nevada	0	0	0
Orange	43,061,209	0	514,070,556
Placer	0	0	43,599,206
Plumas	0	0	807,391
Riverside	23,184,992	683,175	222,992,695
Sacramento	454,883	0	132,855,290
San Benito	0	0	16,863,164
San Bernardino	3,242,878	3,360,869	136,476,681
San Diego	60,362,547	422,704	184,262,365
San Francisco	0	0	62,657,464
San Joaquin	11,652,571	0	88,646,290
San Luis Obispo	0	0	16,254,588
San Mateo	5,055,842	0	59,973,168
Santa Barbara	3,549,252	0	43,915,544
Santa Clara	12,464,202	0	34,563,946
Santa Cruz	0	308,740	10,221,306
Shasta	0	0	2,714,920
Sierra	0	0	0
Siskiyou	0	0	5,001,091
Solano	0	0	13,699,240
Sonoma	1,619,815	1,085,157	14,565,484
Stanislaus	0	0	15,747,342
Sutter	0	0	8,194,864
Tehama	0	0	8,275,508
Trinity	4,357,122	0	320,107
Tulare	0	3,645,484	153,738,962
Tuolumne	0	0	3,282,714
Ventura	5,957,999	2,134,007	94,510,161
Yolo	0	0	1,584,932
Yuba	0	0	1,750,125
Total	360,782,103	25,362,571	3,116,805,934

* Estimated. The Office of Public School Construction has not yet verified the amount requested by school districts.

School Facility Program Bond Authority from Proposition 51

(in millions of dollars, as of November 7, 2017)

New Construction

Legend

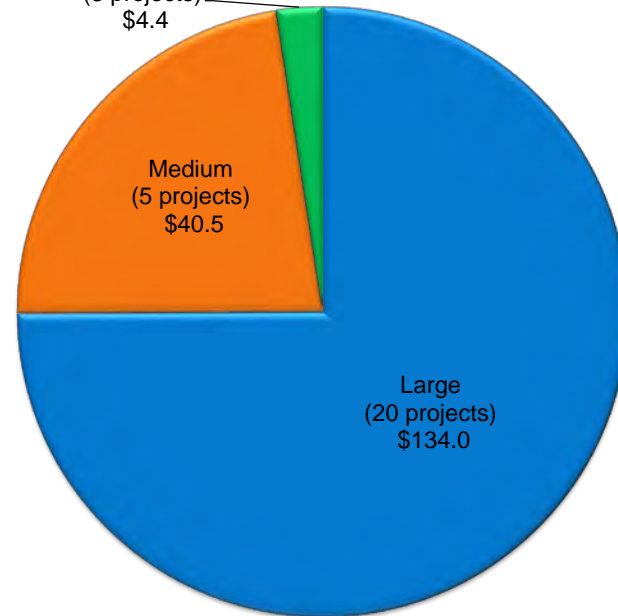
Small School Districts – ADA < 2,500 pupils

Medium School Districts – ADA > 2,500 pupils < 10,000 pupils

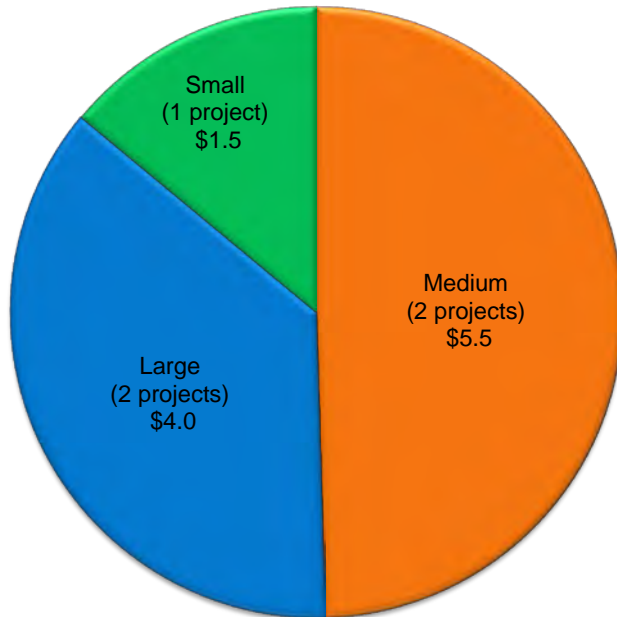
Large School Districts – ADA > 10,000 pupils

District Size (# of projects)
(in millions)

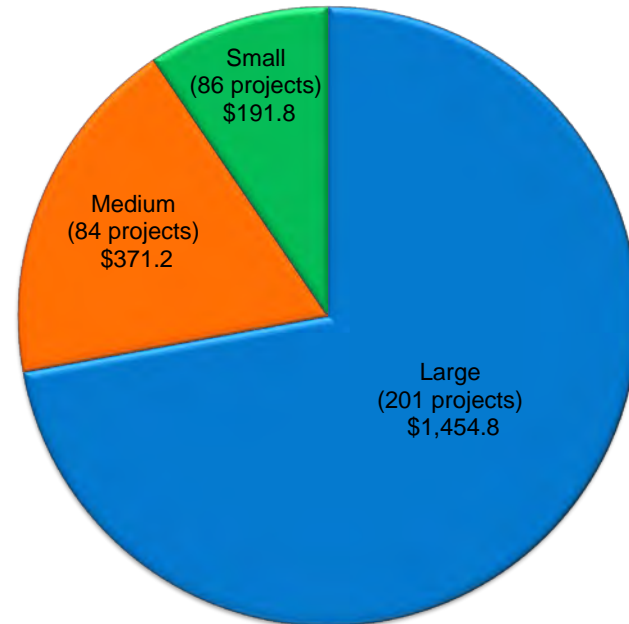
APPORTIONED



UNFUNDED



CURRENT WORKLOAD



School Facility Program Bond Authority from Proposition 51

(in millions of dollars, as of November 7, 2017)

Modernization

Legend

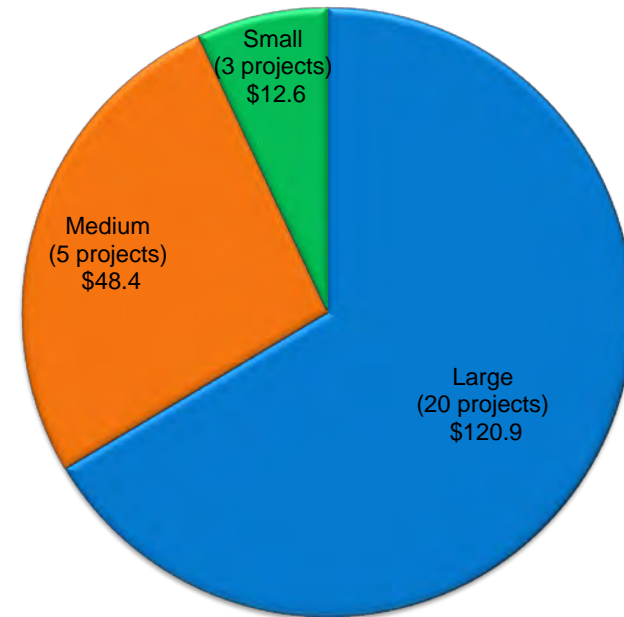
Small School Districts – ADA < 2,500 pupils

Medium School Districts – ADA > 2,500 pupils < 10,000 pupils

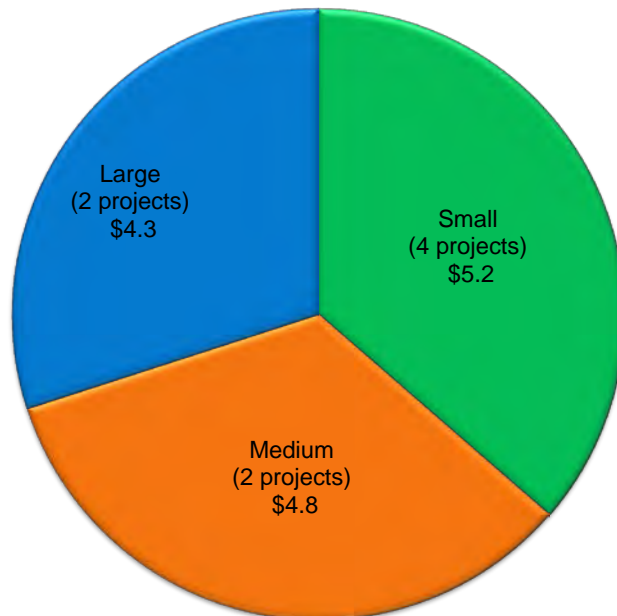
Large School Districts – ADA > 10,000 pupils

District Size (# of projects)
(in millions)

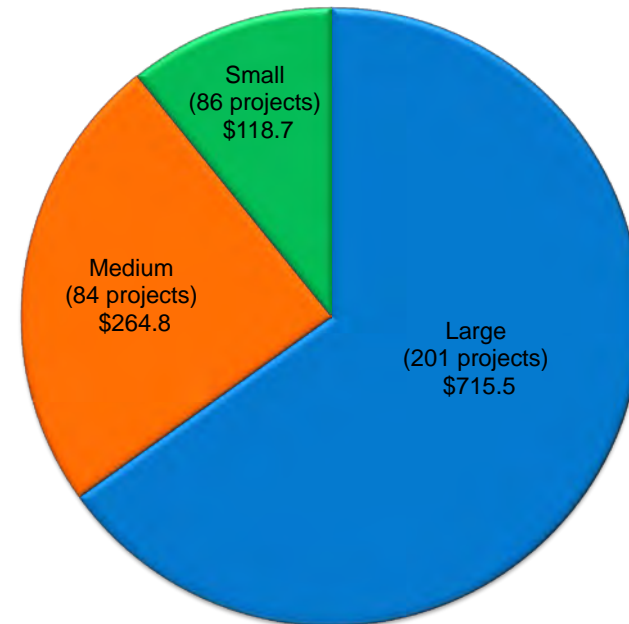
APPORTIONED



UNFUNDED



CURRENT WORKLOAD



REPORT OF THE EXECUTIVE OFFICER
State Allocation Board Meeting, December 6, 2017

SCHOOL DISTRICT DATA

School District:KLAMATH-TRINITY JOINT UNIFIED	County:.....HUMBOLDT
Application Numbers:.....51/62901-00-006,-010, 012, -013, -014	School Names:...Orleans Elementary, Weitchpec Elementary, Hoopa Valley Elementary, Hoopa Valley High, Trinity Valley Elementary
Total District Enrollment:.....999	Grade Levels:.....K-12
Financial Hardship:.....	YES
Last Approved Local Bond Measure:.....	2016
Qualifying Financial Hardship Criteria:.....	SFP Regulation Section 1859.81(c)(1)

PURPOSE OF REPORT

To present five Facility Hardship applications from the District for State Allocation Board (Board) action related to funding.

DESCRIPTION

Beginning in 2015, the District discovered extensive water intrusion issues at various sites that included dry rot and mold damage plus the presence of mold spores. The District immediately closed the affected facilities and began the repair process. Since then, the District has been working to repair the schools and in the process has discovered more facilities that are impacted by mold. Located in a remote region of Northern California, the District states it must use specialized design elements to contend with its humid micro-climate which results in escalated construction costs because of its location. In 2016, the Board approved funding for ten Facility Hardship projects related to these same issues.

To continue addressing these health and safety threats, the District submitted four additional Facility Hardship funding applications to the Office of Public School Construction (OPSC) for the following sites: Weitchpec Elementary School, Hoopa Valley Elementary, Hoopa Valley High, and Trinity Valley Elementary. The District has included all four sites in its appeal to request replacement level funding for rehabilitation work and to receive expedited apportionments outside of Priority Funding.

The District also submitted a separate appeal for Orleans Elementary to request Site Development costs that were not included as part of an application funded in 2016.

AUTHORITY

See Attachment A.

BACKGROUND

Klamath-Trinity Joint Unified is a small district serving the Salyer, Willow Creek, Hoopa, Weitchpec, Orleans and Pecwan communities, as well as the Hoopa and Yurok Indian Reservations and Karuk Tribal lands, in Humboldt and Trinity Counties. The remote location of the school sites presents a variety of logistical and economic challenges for construction, including, but not limited to, the lack of multiple qualified bids, transportation to and housing of workers near the project sites, transportation of materials to the project sites, and escalated project costs for specialized design.

STAFF ANALYSIS/STATEMENTS

There are three topics for Board consideration. The first two topics pertain to Weitchpec Elementary, Hoopa Valley Elementary, Hoopa Valley High, and Trinity Valley Elementary School applications that were submitted by the District and are included as a part of this item. Topic four relates to a request for an adjustment for Orleans Elementary application number 51/62901-00-006, which was originally funded in October 2016.

The following actions apply only to Weitchpec Elementary, Hoopa Valley Elementary, Hoopa Valley High and Trinity Valley Elementary:

- I. Request to provide replacement funding to perform rehabilitation work.
- II. Request to provide Apportionments outside of the priority funding process.

The following action applies only to Orleans Elementary:

- III. Request for increased site development costs for application number 51/62901-00-006 for Orleans Elementary that were not previously provided as part of its October 2016 apportionment.

Each consideration is presented separately below. A summary of the five projects is provided in the following chart and full descriptions of each new application are included as Attachments C, D, E, and F:

Attachment	SFP Application & Site	Scope of Project	State Share	Financial Hardship	District Share
C	51/62901-00-010 Weitchpec ES	Mitigation of all mold and dry rot in entire school. Add drainage as needed to entire site.	\$2,933,143	\$2,933,143	\$0
D	51/62901-00-012 Hoopa Valley ES	Mitigation of all mold and dry rot and new roofing and HVAC for 10 classrooms.	\$3,557,495	\$3,557,495	\$0
E	51/62901-00-013 Hoopa Valley High	Mitigation of all mold and dry rot and new roofing and HVAC for classrooms.	\$3,231,264	\$3,231,264	\$0
F	51/62901-00-014 Trinity Valley ES	Mitigation of all mold and dry rot and new roofing and HVAC for 2 classrooms and the Library.	\$1,362,216	\$1,362,216	\$0
G	51/62901-00-006 Orleans ES	Addition of additional eligible site development costs.	\$761,585	\$761,585	\$0
		TOTALS:	\$11,845,703	\$11,845,703	\$0

STAFF ANALYSIS/STATEMENTS (cont.)**I. Replacement Funding to Perform Rehabilitation Work****District Position**

In its appeal, the District is requesting to use Facility Hardship replacement funding to rehabilitate multiple buildings on four separate sites within the District. It believes that 'rehabilitating the buildings is the most prudent use of local and State funds' due to "the unique circumstances regarding the District's geographic location, current construction climate, and community significance."

The District contends that the Current Replacement Cost used by OPSC to determine if a project is eligible for rehabilitation or replacement is not reflective of the costs for its location. The District provided a chart showing that rehabilitation costs for the projects were greater than 50 percent of the replacement costs, based on bids received and calculations provided by construction managers and their architect. The Form SAB 189 states that "it would not be economically feasible for the District to replace these buildings as the true replacements costs far exceed the replacement funding from the State and the District's available funds." According to the District, these higher construction costs are attributed to persistent humidity, increasing design and construction costs, and the remote location, which has created an insufficient construction pool and low supply of construction materials.

Additionally, the District states that schools are 'an important focal point for the community', as many of the buildings are used during after school hours by various community groups and maintains that if the buildings were replaced, cost restraints would require them to be built significantly smaller, and the buildings would lose their significance and usefulness within the community. The District has further indicated that many students spend up to 12 hours a day at the school sites, in before or after school programs, making these sites a significant and safe place for the students.

The full text of the District's appeal request is included as Attachment B1.

Staff Position

The District is requesting to use replacement funding for rehabilitation work on qualifying buildings at four sites under the Facility Hardship Program. Pursuant to School Facility Program (SFP) Regulation Section 1859.82, the District qualifies for replacement funding because the cost to rehabilitate their facilities exceeds 50 percent of the Current Replacement Cost. Additionally, OPSC cannot administratively approve replacement funding as the District is actually rehabilitating the buildings. The District believes rehabilitation is the most prudent and economically feasible way to address the health and safety issues. SFP Regulations that implement the Education Code (EC) have been interpreted previously by the Board to allow replacement funding for rehabilitation projects that exceeded 50 percent of the replacement cost of the facility for both Seismic Mitigation Program (SMP) and Facility Hardship projects that have demonstrated unusual circumstances.

Staff has reviewed the four new applications for funding under the Facility Hardship program and confirmed that the District submitted cost estimates for the rehabilitation work in all four projects exceeds 50 percent of the Current Replacement Cost. Staff agrees that while the SFP Regulations allow staff to provide increased costs due to geographic location and for a high level of complexity in rehabilitation work, these costs may not equate to the cost the District would need to incur while mitigating the health and safety concerns at the sites. Further, statute does not specify that buildings *must* be replaced if they qualify for replacement if replacement funding is provided. Staff is unable to administratively approve the District's request; however based on prior Board actions and the circumstances surrounding these projects, Staff recommends providing replacement funding, while allowing the District to perform rehabilitation work, and adjusting the District's modernization baseline eligibility accordingly.

STAFF ANALYSIS/STATEMENTS (cont.)**II. Immediate Apportionments Outside of Priorities in Funding Round****District Position**

The District is requesting immediate Apportionments for all the projects included in the table on Page Two.

The full text of the District's appeal request is included as Attachments B1 and B2.

Staff Position

Due to the urgency of the situation described in the District's appeal request, Staff recommends that the District receive immediate Apportionments for the projects. Apportionments outside of the priority funding process will result in the District having immediate access to cash once a *Fund Release Authorization* is submitted. While the District would have 18 months to submit a fund release request versus the 90 day requirement under priority funding, the District has indicated they would submit the *Fund Release Authorization* immediately upon Board approval and execution of Grant Agreements.

Since the District has exhausted its available funding and qualifies for full funding under the Financial Hardship program, access to cash quickly will allow them to continue mitigating the mold and dry rot issues.

In addition, during the review of the applications listed on Attachments C, D, E, and F, the District indicated to Staff that additional costs for site development work related to dewatering systems, sewers, and storm drains will be required to fully mitigate the health and safety issues at the site. The District has not yet designed the systems that have been recommended by its industry specialist. For this reason, currently the District is unable to provide an accurate cost estimate for the unknown level of work needed. Staff recommends that if the funding items are approved as part of this agenda, the Board allow the District one year from the date of this approval to submit documentation to OPSC, so that Staff can confirm eligible site development grant amounts and present an amended funding item for Board approval.

III. Approve Adjusted Grant Amount for Previously Approved Funding Application**District Position**

In the appeal submitted by the District, it is requesting additional grants for eligible site development at the Orleans Elementary site that were previously not included in the original application for replacement funding.

The full text of the District's appeal is included as Attachment B2.

Staff Position

Upon review of the District's *Appeal Request*, OPSC has determined that the District would have been eligible for the requested site development costs had they been requested as part of the original application. Given the unique circumstances of the health and safety project, Staff believes it is reasonable for the Board to consider granting approval of the additional eligible site development costs previously omitted.

RECOMMENDATIONS

Staff recommends approval of the following three actions:

I. Replacement Funding to Perform Rehabilitation Work

Provide replacement funding at replacement amounts and allow rehabilitation work for:

Attachment	SFP Application	Site	Total Grant Amount
C	51/62901-00-010	Weitchpec ES	\$5,866,286
D	51/62901-00-012	Hoopa Valley ES	\$ 7,114,990
E	51/62901-00-013	Hoopa Valley High	\$ 6,462,528
F	51/62901-00-014	Trinity Valley ES	\$ 2,724,432

II. Immediate Apportionments Outside of Priorities in Funding

A. Provide immediate Apportionments to the following funding applications:

Attachment	SFP Application	Site	Total Grant Amount
C	51/62901-00-010	Weitchpec ES	\$ 5,866,286
D	51/62901-00-012	Hoopa Valley ES	\$ 7,114,990
E	51/62901-00-013	Hoopa Valley High	\$ 6,462,528
F	51/62901-00-014	Trinity Valley ES	\$ 2,724,432
G	51/62901-00-006	Orleans ES	\$1,523,170

B. Allow the District up to one year from the date of this approval to submit documentation to finalize the eligible site development grants for the minimum work necessary for required dewatering systems, sewers, and storm drains to mitigate the identified health and safety threats for the projects in Attachments C, D, E, and F.

III. Approve Adjusted Grant Amount for Previously Approved Funding Application

Approve an adjusted grant amount for additional eligible site development costs and provide an immediate Apportionment for those costs for the funding application below:

Attachment	SFP Application	Site	Total Grant Amount
G	51/62901-00-006	Orleans ES	\$ 1,523,170

BOARD ACTION

In considering this Item, the Board approved the District's request for: 1) replacement funding to perform rehabilitation work for Projects Number 51/62901-00-010, 12, 13 and 14, and 2) immediate Apportionments outside of Priorities in Funding for the five projects. The Board also included in its approval to allow the District up to one year from the date of this approval (December 6, 2017) to finalize the eligible site development grants for the minimum work necessary for required dewatering systems, sewers, and storm drains to mitigate the identified health and safety threats for the projects (51/62901-00-010, 12, 13 and 14) as shown on Attachments C, D, E and F.

ATTACHMENT A

AUTHORITY

Education Code (EC) Section 17075.10(b)(2) states that a school district applying for hardship state funding must:

...demonstrate that due to unusual circumstances that are beyond the control of the district, excessive costs need to be incurred in the construction of school facilities. Funds for the purpose of seismic mitigation work or facility replacement pursuant to this section shall be allocated by the board on a 50-percent state share basis.....If the board determines that the seismic mitigation work of a school building would require funding that is greater than the 50 percent of the funds required to construct a new facility, the school district shall be eligible for funding to construct a new facility under this chapter.

EC Section 17070.35(a) states the following:

(a) In addition to all other powers and duties as are granted to the board by this chapter, other statutes, or the California Constitution, the board shall do all of the following:

(1) Adopt rules and regulations, pursuant to the rulemaking provisions of the Administrative Procedure Act, Chapter 3.5 (commencing with Section 11340) of Part 1 of Division 3 of Title 2 of the Government Code, for the administration of this chapter. However, the board shall have no authority to set the level of the fees of any architect, structural engineer, or other design professional on any project. The initial regulations adopted pursuant to this chapter shall be adopted as emergency regulations, and the circumstances related to the initial adoption are hereby deemed to constitute an emergency for this purpose. The initial regulations adopted pursuant to this chapter shall be adopted by November 4, 1998. If the initial regulations are not adopted by that date, the board shall report to the Legislature by that date, explaining the reasons for the delay.

EC Section 17070.35(a)(2) states that the Board shall, "Establish and publish any procedures and policies in connection with the administration of...*(the SFP)* as it deems necessary."

SFP Regulation Section 1859.82 states the following: "A district is eligible for facility hardship funding to replace or construct new classrooms and related facilities if the district demonstrates there is an unmet need for pupil housing or the condition of the facilities, or the lack of facilities, is a threat to the health and safety of the pupils."

SFP Regulation Section 1859.82(a)(1)(A) states:

If the request is for replacement facilities, a cost/benefit analysis must be prepared by the district and submitted to the OPSC that indicates the total costs to remain in the classroom or related facility and mitigate the problem is at least 50 percent of the Current Replacement Cost of the classroom or related facility...If the cost to remain in the classroom or related facility is less than 50 percent of the Current Replacement Cost, the district may qualify for a Modernization Excessive Cost Hardship Grant for rehabilitation costs pursuant to Section 1859.83(e) or a grant not to exceed 50 percent of the cost estimate that has been reviewed and approved by the OPSC and approved by the board for seismic rehabilitation.

SFP Regulation Section 1859.90 states that "a district must submit the Form SAB 50-05, within 18 months of the Apportionment of the SFP grant for the project or the entire...apportionment shall be rescinded without further Board action..."

ATTACHMENT B1

STATE OF CALIFORNIA
SCHOOL DISTRICT APPEAL REQUEST

STATE ALLOCATION BOARD
OFFICE OF PUBLIC SCHOOL CONSTRUCTION

SAB 189 (REV 10/09)

Page 2 of 2

SCHOOL DISTRICT Klamath-Trinity Joint Unified School District	APPLICATION NUMBER 51/62901-00-010, 12, 13 and 14
SCHOOL NAME Various Schools	COUNTY Humboldt
DISTRICT REPRESENTATIVE Jon Ray	E-MAIL ADDRESS jray@ktjUSD.k12.ca.us

Purpose of Request:

Request replacement funding for rehabilitation Facility Hardship projects that exceed 50% of the Current Replacement Cost. The District also requests an immediate apportionment outside of the Priorities in Funding round.


Basis of Request:

- Law (Statute) _____
- Regulation 1859.82(a)(1)(A) _____
- Other (specify) Unique Circumstances _____

Description:


Please see attached letter.

SIGNATURE OF AUTHORIZED DISTRICT REPRESENTATIVE



DATE

11/16/2017



Klamath-Trinity Joint Unified School District

P. O. BOX 1308 + HOOPA, HUMBOLDT COUNTY, CALIFORNIA 95546

JON RAY
Superintendent

Telephone (530) 625-5600

FAX (530) 625-5611

Web address: <http://www.ktjUSD.k12.ca.us>

November 16, 2017

Jennifer Maestretti
Office of Public School Construction
707 Third Street
West Sacramento, CA 95605

Subject: SAB 189 Attachment

Purpose of Request

The Klamath-Trinity Joint Unified School District respectfully requests Facility Hardship Replacement Funding to rehabilitate school facilities at the following site:

- Weitchpec Yurok Magnet Elementary School – 62901-61
- Hoopa Valley Elementary School – 62901-62
- Hoopa Valley High School – 62901-63
- Trinity Valley Elementary School – 62901-60

The cost to rehabilitate these school facilities exceeds 50% of the OPSC calculated Current Replacement Cost. However, based on the unique circumstances regarding the District's geographic location, current construction climate and community significance, rehabilitating the buildings is the most prudent use of local and State funds. This SAB 189 Appeal Form is being submitted as the OPSC cannot administratively approve the District's request.

Additionally, the District requests an immediate apportionment for this project outside the Priorities in Funding round so that the District can continue to rehabilitate the facilities as quickly as possible and return our students to safe and adequate facilities.

Background

In April 2014, the District began to investigate water intrusion issues at various school sites. After discovering the water damage and mold, the District closed affected facilities and immediately began the remediation process. The District filed Facility Hardship applications for those projects, and was approved for replacement funding to rehabilitate school facilities by the SAB in April 2016 and October 2016.

In December 2016, the District discovered water damage and mold in additional facilities. The District has continued to vacate any facilities affected by mold and house students in temporary housing while remediation work continues.

The mold and dry rot present at our school sites are an immediate threat to the health and safety of the pupils and staff at our District, as well as causing a detriment to our educational programs. Being unable to house pupils in the affected facilities has resulted in students taking classes outdoors and displacing art programs, music programs, physical education programs, library/media center facilities, computer classrooms and resource classrooms. This presents a direct disadvantage to our pupil's academic achievement goals.

ATTACHMENT B1

The OPSC staff concurs that the issues noted above present a health and safety hazard to the District's pupils and staff.

Rehabilitation of Facilities is the Most Cost Effective Approach

Upon discovering the health and safety issues, the District reviewed the most cost effective approach to getting the students and staff back into appropriate facilities. Taking into consideration replacement costs and the District's available funds, rehabilitation work proved to be the most economical way to move forward.

The District has committed all available resources in the effort to mitigate the health and safety issues at our schools and cannot take on any additional debt. Replacing the facilities was not an available option provided the costs for replacement and the District's debt limits. It would not be economically feasible for the District to replace these buildings as the true replacement costs far exceed the replacement funding from the State and the District's available funds.

The following factors are key contributors to the increased construction costs for the District's geographic location:

Environment

The schools are located in a micro-climate that is very humid. The persistent humidity requires unique designs with regards to the building envelope to prevent water damage. This adds cost to design and construction of a replacement building and prevents the District from using prefabricated or portable structures.

Remote Location

Due to the District's remote location, the construction costs for all projects are considerably higher than other locations in the State. Contractors must bring in and house construction workers from outside the area since the local construction pool is insufficient for projects of the District's size. Low supply of construction materials in the immediate area also adds costs to the project.

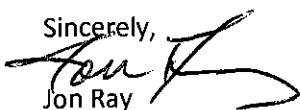
Community Significance

These schools are an important focal point for the community. Due to its remote location of the District, there are no alternatives available for the students and the community if these facilities were no longer available. 90% of the District's students are Native American. 90% of the District's students qualify for free and reduced lunch. Much of the student population is at-risk and socio-economically disadvantaged, with a high rate of suicide among young males. Many students spend up to 12 hours a day at our schools sites for before and after school programs and the District provides three meals a day. The schools represent a safe and nurturing environment to help the student achieve academically and socially, and also provides interventions to address violence and substance abuse.

Conclusion

Based on the District's unique circumstances, we request the SAB to fund the rehabilitation of these facilities at the Replacement funding level.

Sincerely,



Jon Ray

Superintendent

ATTACHMENT B2

STATE OF CALIFORNIA
SCHOOL DISTRICT APPEAL REQUEST

STATE ALLOCATION BOARD
OFFICE OF PUBLIC SCHOOL CONSTRUCTION

SAB 189 (REV 10/09)

Page 2 of 2

SCHOOL DISTRICT Klamath-Trinity Joint Unified School District	APPLICATION NUMBER 51/62901-00-006
SCHOOL NAME Orleans Elementary	COUNTY Humboldt
DISTRICT REPRESENTATIVE Jon Ray	E-MAIL ADDRESS jray@ktjUSD.k12.ca.us

Purpose of Request:

Request for additional site development funding that was not previously provided for the Orleans Elementary School Project. The District also requests an immediate apportionment outside of the Priorities in Funding round.


Basis of Request:

- Law (Statute) _____
- Regulation 1859.82(a)(1)(A) _____
- Other (specify) Unique Circumstances _____

Description:


Please see attached letter.

SIGNATURE OF AUTHORIZED DISTRICT REPRESENTATIVE



DATE

11/9/2017



Klamath-Trinity Joint Unified School District

P. O. BOX 1308 + HOOPA, HUMBOLDT COUNTY, CALIFORNIA 95546

JON RAY
Superintendent

Telephone (530) 625-5600

FAX (530) 625-5611

Web address: <http://www.ktjUSD.k12.ca.us>

November 9, 2017

Jennifer Maestretti
Office of Public School Construction
707 Third Street
West Sacramento, CA 95605

Subject: SAB 189 Attachment

Purpose of Request

The Klamath-Trinity Joint Unified School District respectfully requests additional site development funding that was not previously provided for the following project:

- Orleans Elementary School – 51/62901-00-006

Additionally, the District requests an immediate apportionment for this project outside the Priorities in Funding round so that the District can continue to rehabilitate the facilities as quickly as possible and return our students to safe and adequate facilities.

Background


In April 2014, the District began to investigate water intrusion issues at various school sites. After discovering the water damage and mold, the District closed affected facilities and immediately began the remediation process. The District filed Facility Hardship applications for those projects, and was approved for replacement funding to rehabilitate school facilities by the SAB in April 2016 and October 2016. The Orleans Elementary School project mentioned above received funding on October 17, 2016.

The mold and dry rot present at our school sites are an immediate threat to the health and safety of the pupils and staff at our District, as well as causing a detriment to our educational programs. Being unable to house pupils in the affected facilities has resulted in students taking classes outdoors and displacing art programs, music programs, physical education programs, library/media center facilities, computer classrooms and resource classrooms. This presents a direct disadvantage to our pupil's academic achievement goals.

The OPSC staff concurs that the issues noted above present a health and safety hazard to the District's pupils and staff.

Request for Additional Site Development Funding

While the mitigation work was being performed at the Orleans Elementary School site, it was discovered that the mold presence and water damage to the classroom portion of the building was more extensive than initially anticipated. This additional mold and water damage has increased the work necessary to fully remediate the building. Based on that increased work, the funding previously received is not enough to complete the mold mitigation for the classroom portion of the building. For this reason the



Klamath-Trinity Joint Unified School District

P. O. BOX 1308 + HOOPA, HUMBOLDT COUNTY, CALIFORNIA 95546

JON RAY
Superintendent

Telephone (530) 625-5600

FAX (530) 625-5611

Web address: <http://www.ktjUSD.k12.ca.us>

District is requesting additional site development funding that was not previously provided for the project.

The District did not previously request the site development work associated with replacing the classroom portion of the building as we believed the funding received for the project was adequate to complete the necessary mitigation.

Community Significance

These schools are an important focal point for the community. Due to its remote location of the District, there are no alternatives available for the students and the community if these facilities were no longer available. 90% of the District's students are Native American. 90% of the District's students qualify for free and reduced lunch. Much of the student population is at-risk and socio-economically disadvantaged, with a high rate of suicide among young males. Many students spend up to 12 hours a day at our schools sites for before and after school programs and the District provides three meals a day. The schools represent a safe and nurturing environment to help the student achieve academically and socially, and also provides interventions to address violence and substance abuse.

Conclusion

Based on the District's unique circumstances, we request the SAB to provide additional site development funding not previously provided for Orleans Elementary School project, application 51/62901-00-006.

Sincerely,

Jon Ray
Superintendent

ATTACHMENT C

REPORT OF THE EXECUTIVE OFFICER
State Allocation Board Meeting, December 6, 2017

SCHOOL DISTRICT DATA

School District:KLAMATH-TRINITY JOINT UNIFIED County:.....HUMBOLDT
 Application Number:.....51/62901-00-010 School Name:.....WEITCHPEC ELEMENTARY
 Total District Enrollment:.....999 Project Grade Level:.....K-8
 Financial Hardship:.....YES

The District qualifies for financial hardship pursuant to School Facility Program Regulation Section 1859.81(c)(4). The District has demonstrated that it is financially unable to provide all of its matching funds and is levying the developer fees or equal alternative revenue source justified by law. The District's total bonding capacity as of October 26, 2017 is \$5 million or less.

PURPOSE OF REPORT

Type of Request	State Allocation Board (Board) approval for an Apportionment for School Facility Program (SFP) Facility Hardship replacement funding for rehabilitation work.
Total Project Cost	\$5,866,286.90
Cost to the State	\$5,866,286.90

DESCRIPTION

Description of Health and Safety Threat	District officials began discovering mold throughout various schoolsites in the District in 2014. Weitchpec Elementary School in Hoopa, California has been closed since December 2016 due to mold contamination. Asbestos Science Technologies, Inc. determined that the mold constituted a health and safety issue, and the Humboldt County Department of Health and Human Services (HCDHHS) concurred.
Scope of Project	<p>The District will use funding based on the replacement of its building to conduct rehabilitation work. Rehabilitation work consists of:</p> <p>The removal of all Insulation, HVAC, floor, wall, roof/ceiling, and electrical systems, contaminated with mold and/or dry rot.</p> <p>Based on sample results, all exposed hard contents (books, papers, classroom accessories, etc.) in the areas to be quarantined shall be wiped down and removed prior to abatement.</p> <p>Re-design of the surface and sub-surface drainage systems to mitigate the water intrusion to the underside of the structures including, at minimum, a French-drain at the entire perimeter, drain-inlets for roof draining, and a storm-drain system capable of removing any surface and sub-surface water away from the structures in order to achieve final clearances.</p>
Status of School Site	Complete abatement and remodel of the school began in Fall 2017.

QUALIFYING CRITERIA

Government/State Level Concurrence	The District has obtained concurrence with the hazards reported and with the proposed minimum work for rehabilitation from the HCDHHS.
Staff Supports the District's Request	Yes
Site Visit Completed by Staff	Staff has accepted photographs and a report from Asbestos Science Technologies, Inc. and the letter of concurrence from the HCDHHS in lieu of a site visit.

AUTHORITY

See Attachment C1.

RECOMMENDATIONS

1. Approve the District's request for an Apportionment for Facility Hardship replacement funding for the entire Weitchpec Elementary pursuant to SFP Regulation Section 1859.82(a), as provided on Attachment C2.
2. Provide that for purposes of SFP modernization eligibility, the building age would be reset to 12 months from the date of DSA plan approval. The new date would be May 24, 2018.
3. Provide that the State portion of any and all project savings realized from the funding of this project must be returned to the State.

ATTACHMENT C1

AUTHORITY

Education Code (EC) Section 17075.10(a) states:

A school district may apply for hardship assistance in cases of extraordinary circumstances. Extraordinary circumstances may include, but are not limited to, the need to repair, reconstruct, or replace the most vulnerable school facilities that are identified as a Category 2 building, as defined in the report submitted pursuant to Section 17317, determined by the department to pose an unacceptable risk of injury to its occupants in the event of a seismic event.

SFP Regulation Section 1859.81 states:

Except for Joint-Use Projects and Career Technical Education Facilities Projects, a district is eligible for financial hardship to fund all or a portion of its matching share requirement after demonstrating the requirements of (a), (c), and (d) below:

- (a) The district is financially unable to provide all necessary matching funds for an eligible project. To determine this, an analysis shall be made of the district's financial records by the OPSC including data and records maintained by the CDE and the County Office of Education....
- (b) From the funds deemed available as a matching contribution, the district may retain \$19,776 per classroom in each enrollment reporting period for the cost to provide interim housing for the currently unhoused pupils of the district....
- (c) The district has made all reasonable efforts to fund its matching share of the project by demonstrating it is levying the developer fee justified under law or an alternative revenue source equal to or greater than the developer fee otherwise justified under law at the time of request for hardship and the district meets at least one of the following:
 - (1) The current outstanding bonded indebtedness of the district issued for the purpose of constructing school facilities in accordance with Education Code Section 17072.35 or 17074.25 as appropriate, at the time of request for financial hardship status, is at least 60 percent of the district's total bonding capacity. Outstanding bonded indebtedness includes that part of general obligation bonds, Mello-Roos Bonds, School Facility Improvement District Bonds and certificates of participation which the district is paying a debt service that was issued for capital outlay school facility purposes.
 - (2) The district had a successful registered voter bond election for at least the maximum amount allowed under Proposition 39 within the previous two years from the date of request for financial hardship status. The proceeds from the bond election that represent the maximum amount allowed under the provisions of Proposition 39 must be used to fund the district's matching share requirement for SFP project(s).
 - (3) It is a County Superintendent of Schools.
 - (4) The district's total bonding capacity at the time of the request for financial hardship status is \$5 million or less.
 - (5) Other evidence of reasonable effort as approved by the SAB.

SFP Regulation Section 1859.82 states, "A district is eligible for facility hardship funding to replace or construct new classrooms and related facilities if the district demonstrates there is an unmet need for pupil housing or the condition of the facilities, or the lack of facilities, is a threat to the health and safety of the pupils."

SFP Regulation Section 1859.82(a)(1) provides for Facility Hardship grant funding when:

The facilities are needed to ensure the health and safety of the pupils if the district can demonstrate to the satisfaction of the Board that the health and safety of the pupils is at risk. Factors to be considered by the Board shall include the close proximity to a major freeway, airport, electrical facility, high power transmission lines, dam, pipeline, industrial facility, adverse air quality emission or other health and safety risks, including structural deficiencies required by the DSA to be repaired, seismic mitigation of the Most Vulnerable Category 2 Buildings as verified by the DSA, traffic safety or because the pupils reside in remote areas of the district and transportation to existing facilities is not possible or poses a health and safety risk.

ATTACHMENT C1

AUTHORITY (cont.)

SFP Regulation Section 1859.82(a)(1)(A)(2) states in part, “If the total cost to remain in the classroom or related facility is greater than 50 percent of the Current Replacement Cost and the Application is for replacement facilities, the district may qualify for a grant for a new or replacement school or replacement facilities as a new construction project.”

SFP Regulation Section 1859.82 states in part, “The modernization baseline eligibility provided in Section 1859.60 will be adjusted as a result of funding provided as a new construction project pursuant to (a) or (b) above.”

SAB Meeting: December 6, 2017

Replacement - Adjusted Grant Approval

SCHOOL DISTRICT DATA

Application No: 51/62901-00-010
 School District: Klamath-Trinity Joint Unified

County: Humboldt
 School Name: Weitchpec Elementary

PROJECT DATA

ADJUSTED GRANT DATA

Type of Project: Elementary School
 K-6:
 7-8:
 9-12:
 Non-Severe:
 Severe:
 Application Filing Basis: Site Specific
 Number of Classrooms: 2
 Master Acres:
 Existing Acres: 4.37
 Proposed Acres:
 Recommended Acres: 2.9
 Facility Hardship (a): Yes
 Financial Hardship Requested: Yes
 Alternative Education School: No
 Addition to Existing Site: No

Project Assistance	\$	6,791.00
Small Size Project		188,465.00
Service Site		1,010,140.00
Utilities		69,253.00
Fac. Hardship Other	8092 Sq. Ft.	1,472,744.00
Fac. Hardship Toilet	300 Sq. Ft.	97,800.00
Geographic Index Factor	5 %	87,950.45
Total State Share (50%)		2,933,143.45
District Share (50%)		2,933,143.45
Total Project Cost	\$	<u>5,866,286.90</u>

PROJECT FINANCING

State Share
 This Project \$ 2,933,143.45
District Share
 Cash Contribution
 Financial Hardship 2,933,143.45
 Total Project Cost \$ 5,866,286.90

HISTORY OF PROJECT COST AND APPORTIONMENT

	Fund Code	Proposition	Previously Authorized	Authorized This Action	State Apportionment This Action
<u>State Share</u>					
Replacement	051-500	51	\$	\$ 2,933,143.45	\$ 2,933,143.45
<u>District Share</u>					
Cash Contribution					
Financial Hardship	051-500	51		2,933,143.45	2,933,143.45
Total			\$	<u>\$ 5,866,286.90</u>	<u>\$ 5,866,286.90</u>

Funding Source: Proposition 51 Bonds/2016-Nov.

The District is required to submit a valid Fund Release Authorization (Form SAB 50-05) within 18 months of the date of the apportionment; otherwise, the apportionment will be rescinded without further board action.

The District shall ensure that it is in compliance with all applicable laws, regulations and certifications it made on the program forms.

Based on the Board's action on June 5, 2017, this project is subject to the Grant Agreement submittal pursuant to School Facility Program Regulation Section 1859.90.4.

The District is responsible for ensuring that the project is compliant with Prevailing Wage Monitoring and/or Labor Compliance Program requirements at the time construction contracts are executed and/or construction commenced.

The District qualifies for financial hardship pursuant to SFP Regulation Section 1859.81(c)(1). As of October 20, 2017, the current outstanding bonded indebtedness of the district issued for the purpose of constructing school facilities in accordance with Education Code Section 17072.35 or 17074.25 as appropriate, at the time of request for financial hardship status, is at least 60 percent of the district's total bonding capacity.

ATTACHMENT D

REPORT OF THE EXECUTIVE OFFICER
State Allocation Board Meeting, December 6, 2017

SCHOOL DISTRICT DATA

School District:KLAMATH-TRINITY JOINT UNIFIED County:.....HUMBOLDT
 Application Number:.....51/62901-00-012 School Name:.....HOOPA VALLEY ELEMENTARY
 Total District Enrollment:.....999 Project Grade Level:.....K-8
 Financial Hardship:.....YES

The District qualifies for financial hardship pursuant to School Facility Program Regulation Section 1859.81(c)(4). The District has demonstrated that it is financially unable to provide all of its matching funds and is levying the developer fees or equal alternative revenue source justified by law. The District's total bonding capacity as of October 26, 2017 is \$5 million or less.

PURPOSE OF REPORT

Type of Request	State Allocation Board (Board) approval for an Apportionment for School Facility Program (SFP) Facility Hardship replacement funding for rehabilitation work.
Total Project Cost	\$7,114,989.22
Cost to the State	\$7,114,989.22

DESCRIPTION

Description of Health and Safety Threat	Hoopa Valley Elementary School is located in Hoopa, California which has a unique micro climate with abnormally high humidity levels due to the nearby Trinity River and annual rainfall levels approaching 72 inches. District officials began discovering mold and water damage throughout various school sites in the District in 2015. During this evaluation it was discovered that the original building designs and materials used along with the very humid micro-climate in the District greatly contributed to the presence of mold. Asbestos Science Technologies, Inc. determined that the mold constituted a health and safety issue, and the Humboldt County Department of Health and Human Services (HCDHHS) concurred. Ten classrooms are currently closed due to the presence of mold.
Scope of Project	To mitigate the issue, the District will perform mold abatement on all surfaces, which involves removing and replacing affected ceiling tiles, roof plywood, roofing insulation, drywall, siding, and wall plywood under a negative air containment area. The District will also be installing a new roofing system that will provide adequate ventilation appropriate for the humid environment in the area. The heating, ventilation, and air conditioning system will also be replaced pursuant to the industry specialist's recommendations.
Status of School Site	Complete abatement and remodel of the school has begun.

QUALIFYING CRITERIA

Government/State Level Concurrence	The District has obtained concurrence with the hazards reported and with the proposed minimum work for rehabilitation from the HCDHHS.
------------------------------------	--

QUALIFYING CRITERIA cont.

Staff Supports the District's Request	Yes
Site Visit Completed by Staff	Staff has accepted photographs and a report from Asbestos Science Technologies, Inc. and the letter of concurrence from the HCDHHS in lieu of a site visit.

AUTHORITY

See Attachment D1.

RECOMMENDATIONS

1. Approve the District's request for an Apportionment for Facility Hardship replacement funding for the entire Hoopa Valley Elementary pursuant to SFP Regulation Section 1859.82(a), as provided on Attachment D2.
2. Provide that for purposes of SFP modernization eligibility, the building age would be reset to 12 months from the date of DSA plan approval. The new date would be June 13, 2018.
3. Provide that the State portion of any and all project savings realized from the funding of this project must be returned to the State.

ATTACHMENT D1

AUTHORITY

Education Code (EC) Section 17075.10(a) states:

A school district may apply for hardship assistance in cases of extraordinary circumstances. Extraordinary circumstances may include, but are not limited to, the need to repair, reconstruct, or replace the most vulnerable school facilities that are identified as a Category 2 building, as defined in the report submitted pursuant to Section 17317, determined by the department to pose an unacceptable risk of injury to its occupants in the event of a seismic event.

SFP Regulation Section 1859.81 states:

Except for Joint-Use Projects and Career Technical Education Facilities Projects, a district is eligible for financial hardship to fund all or a portion of its matching share requirement after demonstrating the requirements of (a), (c), and (d) below:

- (a) The district is financially unable to provide all necessary matching funds for an eligible project. To determine this, an analysis shall be made of the district's financial records by the OPSC including data and records maintained by the CDE and the County Office of Education....
- (b) From the funds deemed available as a matching contribution, the district may retain \$19,776 per classroom in each enrollment reporting period for the cost to provide interim housing for the currently unhoused pupils of the district....
- (c) The district has made all reasonable efforts to fund its matching share of the project by demonstrating it is levying the developer fee justified under law or an alternative revenue source equal to or greater than the developer fee otherwise justified under law at the time of request for hardship and the district meets at least one of the following:
 - (1) The current outstanding bonded indebtedness of the district issued for the purpose of constructing school facilities in accordance with Education Code Section 17072.35 or 17074.25 as appropriate, at the time of request for financial hardship status, is at least 60 percent of the district's total bonding capacity. Outstanding bonded indebtedness includes that part of general obligation bonds, Mello-Roos Bonds, School Facility Improvement District Bonds and certificates of participation which the district is paying a debt service that was issued for capital outlay school facility purposes.
 - (2) The district had a successful registered voter bond election for at least the maximum amount allowed under Proposition 39 within the previous two years from the date of request for financial hardship status. The proceeds from the bond election that represent the maximum amount allowed under the provisions of Proposition 39 must be used to fund the district's matching share requirement for SFP project(s).
 - (3) It is a County Superintendent of Schools.
 - (4) The district's total bonding capacity at the time of the request for financial hardship status is \$5 million or less.
 - (5) Other evidence of reasonable effort as approved by the SAB.

SFP Regulation Section 1859.82 states, "A district is eligible for facility hardship funding to replace or construct new classrooms and related facilities if the district demonstrates there is an unmet need for pupil housing or the condition of the facilities, or the lack of facilities, is a threat to the health and safety of the pupils."

SFP Regulation Section 1859.82(a)(1) provides for Facility Hardship grant funding when:

The facilities are needed to ensure the health and safety of the pupils if the district can demonstrate to the satisfaction of the Board that the health and safety of the pupils is at risk. Factors to be considered by the Board shall include the close proximity to a major freeway, airport, electrical facility, high power transmission lines, dam, pipeline, industrial facility, adverse air quality emission or other health and safety risks, including structural deficiencies required by the DSA to be repaired, seismic mitigation of the Most Vulnerable Category 2 Buildings as verified by the DSA, traffic safety or because the pupils reside in remote areas of the district and transportation to existing facilities is not possible or poses a health and safety risk.

ATTACHMENT D1

AUTHORITY (cont.)

SFP Regulation Section 1859.82(a)(1)(A)(2) states in part, "If the total cost to remain in the classroom or related facility is greater than 50 percent of the Current Replacement Cost and the Application is for replacement facilities, the district may qualify for a grant for a new or replacement school or replacement facilities as a new construction project."

SFP Regulation Section 1859.82 states in part, "The modernization baseline eligibility provided in Section 1859.60 will be adjusted as a result of funding provided as a new construction project pursuant to (a) or (b) above."

SAB Meeting: December 6, 2017

Replacement - Adjusted Grant Approval

SCHOOL DISTRICT DATA

Application No: 51/62901-00-012
 School District: Klamath-Trinity Joint Unified

County: Humboldt
 School Name: Hoopa Valley Elementary

PROJECT DATA

ADJUSTED GRANT DATA

Type of Project: Elementary School
 K-6:
 7-8:
 9-12:
 Non-Severe:
 Severe:
 Application Filing Basis: Site Specific
 Number of Classrooms: 10
 Master Acres:
 Existing Acres: 14.39
 Proposed Acres:
 Recommended Acres: 11.4
 Facility Hardship (a): Yes
 Financial Hardship Requested: Yes
 Alternative Education School: No
 Addition to Existing Site: No

Project Assistance	\$	6,791.00
Service Site		965,721.21
Fac. Hardship Other	12,912 Sq. Ft.	2,349,984.00
Geographic Index Factor	10 %	234,998.40
Total State Share (50%)		3,557,494.61
District Share (50%)		3,557,494.61
Total Project Cost	\$	7,114,989.22

PROJECT FINANCING

State Share
 This Project \$ 3,557,494.61
District Share
 Cash Contribution
 Financial Hardship 3,557,494.61
 Total Project Cost \$ 7,114,989.22

HISTORY OF PROJECT COST AND APPORTIONMENT

	Fund Code	Proposition	Previously Authorized	Authorized This Action		State Apportionment This Action
<u>State Share</u>						
New Construction/Add. Grant	051-500	51	\$	\$ 3,557,494.61	\$	3,557,494.61
<u>District Share</u>						
Cash Contribution						
Financial Hardship	051-500	51		3,557,494.61		3,557,494.61
Total			\$	7,114,989.22	\$	7,114,989.22

Funding Source: Proposition 51 Bonds/2016-Nov.

The District is required to submit a valid Fund Release Authorization (Form SAB 50-05) within 18 months of the date of the apportionment; otherwise, the apportionment will be rescinded without further board action.

The District shall ensure that it is in compliance with all applicable laws, regulations and certifications it made on the program forms.

Based on the Board's action on June 5, 2017, this project is subject to the Grant Agreement submittal pursuant to School Facility Program Regulation Section 1859.90.4.

The District is responsible for ensuring that the project is compliant with Prevailing Wage Monitoring and/or Labor Compliance Program requirements at the time construction contracts are executed and/or construction commenced.

The District qualifies for financial hardship pursuant to SFP Regulation Section 1859.81(c)(1). As of October 20, 2017, the current outstanding bonded indebtedness of the district issued for the purpose of constructing school facilities in accordance with Education Code Section 17072.35 or 17074.25 as appropriate, at the time of request for financial hardship status, is at least 60 percent of the district's total bonding capacity.

ATTACHMENT E

REPORT OF THE EXECUTIVE OFFICER
State Allocation Board Meeting, December 6, 2017

SCHOOL DISTRICT DATA

School District:KLAMATH-TRINITY JOINT UNIFIED County:.....HUMBOLDT
 Application Number:.....51/62901-00-013 School Name:.....HOOPA VALLEY HIGH
 Total District Enrollment:.....999 Project Grade Level:.....9-12
 Financial Hardship:.....YES

The District qualifies for financial hardship pursuant to School Facility Program Regulation Section 1859.81(c)(4). The District has demonstrated that it is financially unable to provide all of its matching funds and is levying the developer fees or equal alternative revenue source justified by law. The District's total bonding capacity as of October 26, 2017 is \$5 million or less.

PURPOSE OF REPORT

Type of Request	State Allocation Board (Board) approval for an Apportionment for School Facility Program (SFP) Facility Hardship replacement funding for rehabilitation work.
Total Project Cost	\$6,462,527.60
Cost to the State	\$6,462,527.60

DESCRIPTION

Description of Health and Safety Threat	Hoopa Valley High School is located in Hoopa, California which has a unique micro climate with abnormally high humidity levels due to the nearby Trinity River and annual rainfall levels approaching 72 inches. District officials began discovering mold and water damage throughout various school sites in the District in 2015. During this evaluation it was discovered that the original building designs and materials used along with the very humid micro-climate in the District greatly contributed to the presence of mold. Asbestos Science Technologies, Inc. determined that the mold constituted a health and safety issue, and the Humboldt County Department of Health and Human Services (HCDHHS) concurred. The classroom buildings have been closed due to the presence of mold.
Scope of Project	To mitigate the issue, the District will perform mold abatement on all surfaces, which involves removing and replacing affected ceiling tiles, roof plywood, roofing insulation, drywall, siding, and wall plywood under a negative air containment area. The District will also be installing a new roofing system that will provide adequate ventilation appropriate for the humid environment in the area. The heating, ventilation, and air conditioning system will also be replaced pursuant to the industry specialist's recommendations.
Status of School Site	Complete abatement and remodel of the school has begun.

QUALIFYING CRITERIA

Government/State Level Concurrence	The District has obtained concurrence with the hazards reported and with the proposed minimum work for rehabilitation from the HCDHHS.
------------------------------------	--

QUALIFYING CRITERIA cont.

Staff Supports the District's Request	Yes
Site Visit Completed by Staff	Staff has accepted photographs and a report from Asbestos Science Technologies, Inc. and the letter of concurrence from the HCDHHS in lieu of a site visit.

AUTHORITY

See Attachment E1.

RECOMMENDATIONS

1. Approve the District's request for an Apportionment for Facility Hardship replacement funding for the entire Hoopa Valley Elementary pursuant to SFP Regulation Section 1859.82(a), as provided on Attachment E2.
2. Provide that for purposes of SFP modernization eligibility, the building age would be reset to 12 months from the date of DSA plan approval. The new date would be July 19, 2018.
3. Provide that the State portion of any and all project savings realized from the funding of this project must be returned to the State.

ATTACHMENT E1

AUTHORITY

Education Code (EC) Section 17075.10(a) states:

A school district may apply for hardship assistance in cases of extraordinary circumstances. Extraordinary circumstances may include, but are not limited to, the need to repair, reconstruct, or replace the most vulnerable school facilities that are identified as a Category 2 building, as defined in the report submitted pursuant to Section 17317, determined by the department to pose an unacceptable risk of injury to its occupants in the event of a seismic event.

SFP Regulation Section 1859.81 states:

Except for Joint-Use Projects and Career Technical Education Facilities Projects, a district is eligible for financial hardship to fund all or a portion of its matching share requirement after demonstrating the requirements of (a), (c), and (d) below:

- (a) The district is financially unable to provide all necessary matching funds for an eligible project. To determine this, an analysis shall be made of the district's financial records by the OPSC including data and records maintained by the CDE and the County Office of Education....
- (b) From the funds deemed available as a matching contribution, the district may retain \$19,776 per classroom in each enrollment reporting period for the cost to provide interim housing for the currently unhoused pupils of the district....
- (c) The district has made all reasonable efforts to fund its matching share of the project by demonstrating it is levying the developer fee justified under law or an alternative revenue source equal to or greater than the developer fee otherwise justified under law at the time of request for hardship and the district meets at least one of the following:
 - (1) The current outstanding bonded indebtedness of the district issued for the purpose of constructing school facilities in accordance with Education Code Section 17072.35 or 17074.25 as appropriate, at the time of request for financial hardship status, is at least 60 percent of the district's total bonding capacity. Outstanding bonded indebtedness includes that part of general obligation bonds, Mello-Roos Bonds, School Facility Improvement District Bonds and certificates of participation which the district is paying a debt service that was issued for capital outlay school facility purposes.
 - (2) The district had a successful registered voter bond election for at least the maximum amount allowed under Proposition 39 within the previous two years from the date of request for financial hardship status. The proceeds from the bond election that represent the maximum amount allowed under the provisions of Proposition 39 must be used to fund the district's matching share requirement for SFP project(s).
 - (3) It is a County Superintendent of Schools.
 - (4) The district's total bonding capacity at the time of the request for financial hardship status is \$5 million or less.
 - (5) Other evidence of reasonable effort as approved by the SAB.

SFP Regulation Section 1859.82 states, "A district is eligible for facility hardship funding to replace or construct new classrooms and related facilities if the district demonstrates there is an unmet need for pupil housing or the condition of the facilities, or the lack of facilities, is a threat to the health and safety of the pupils."

SFP Regulation Section 1859.82(a)(1) provides for Facility Hardship grant funding when:

The facilities are needed to ensure the health and safety of the pupils if the district can demonstrate to the satisfaction of the Board that the health and safety of the pupils is at risk. Factors to be considered by the Board shall include the close proximity to a major freeway, airport, electrical facility, high power transmission lines, dam, pipeline, industrial facility, adverse air quality emission or other health and safety risks, including structural deficiencies required by the DSA to be repaired, seismic mitigation of the Most Vulnerable Category 2 Buildings as verified by the DSA, traffic safety or because the pupils reside in remote areas of the district and transportation to existing facilities is not possible or poses a health and safety risk.

ATTACHMENT E1

AUTHORITY (cont.)

SFP Regulation Section 1859.82(a)(1)(A)(2) states in part, "If the total cost to remain in the classroom or related facility is greater than 50 percent of the Current Replacement Cost and the Application is for replacement facilities, the district may qualify for a grant for a new or replacement school or replacement facilities as a new construction project."

SFP Regulation Section 1859.82 states in part, "The modernization baseline eligibility provided in Section 1859.60 will be adjusted as a result of funding provided as a new construction project pursuant to (a) or (b) above."

SAB Meeting: December 6, 2017

Replacement - Adjusted Grant Approval

SCHOOL DISTRICT DATA

Application No: 51/62901-00-013
 School District: Klamath-Trinity Joint Unified

County: Humboldt
 School Name: Hoopa Valley High

PROJECT DATA

ADJUSTED GRANT DATA

Type of Project: High School
 K-6:
 7-8:
 9-12:
 Non-Severe:
 Severe:

Project Assistance	\$	6,791.00
Service Site		796,247.00
Fac. Hardship Other	12,129 Sq. Ft.	2,207,478.00
Geographic Index Factor	10 %	220,747.80
Total State Share (50%)		3,231,263.80
District Share (50%)		3,231,263.80
Total Project Cost	\$	<u>6,462,527.60</u>

Application Filing Basis: Site Specific
 Number of Classrooms:
 Master Acres:
 Existing Acres: 21.2
 Proposed Acres:
 Recommended Acres: 21.2
 Facility Hardship (a): Yes
 Financial Hardship Requested: Yes
 Alternative Education School: No
 Addition to Existing Site: No

PROJECT FINANCING

State Share
 This Project \$ 3,231,263.80
District Share
 Cash Contribution
 Financial Hardship 3,231,263.80
 Total Project Cost \$ 6,462,527.60

HISTORY OF PROJECT COST AND APPORTIONMENT

	Fund Code	Proposition	Previously Authorized	Authorized This Action	State Apportionment This Action
<u>State Share</u>					
Replacement	051-500	51	\$	\$ 3,231,263.80	\$ 3,231,263.80
<u>District Share</u>					
Cash Contribution					
Financial Hardship	051-500	51		3,231,263.80	3,231,263.80
Total			\$	<u>\$ 6,462,527.60</u>	<u>\$ 6,462,527.60</u>

Funding Source: Proposition 51 Bonds/2016-Nov.

The District is required to submit a valid Fund Release Authorization (Form SAB 50-05) within 18 months of the date of the apportionment; otherwise, the apportionment will be rescinded without further board action.

The District shall ensure that it is in compliance with all applicable laws, regulations and certifications it made on the program forms.

Based on the Board's action on June 5, 2017, this project is subject to the Grant Agreement submittal pursuant to School Facility Program Regulation Section 1859.90.4.

The District is responsible for ensuring that the project is compliant with Prevailing Wage Monitoring and/or Labor Compliance Program requirements at the time construction contracts are executed and/or construction commenced.

The District qualifies for financial hardship pursuant to SFP Regulation Section 1859.81(c)(1). As of October 20, 2017, the current outstanding bonded indebtedness of the district issued for the purpose of constructing school facilities in accordance with Education Code Section 17072.35 or 17074.25 as appropriate, at the time of request for financial hardship status, is at least 60 percent of the district's total bonding capacity.

ATTACHMENT F

REPORT OF THE EXECUTIVE OFFICER
State Allocation Board Meeting, December 6, 2017

SCHOOL DISTRICT DATA

School District:KLAMATH-TRINITY JOINT UNIFIED County:.....HUMBOLDT
 Application Number:.....51/62901-00-014 School Name:.....TRINITY VALLEY ELEMENTARY
 Total District Enrollment:.....999 Project Grade Level:.....K-8
 Financial Hardship:.....YES

The District qualifies for financial hardship pursuant to School Facility Program Regulation Section 1859.81(c)(4). The District has demonstrated that it is financially unable to provide all of its matching funds and is levying the developer fees or equal alternative revenue source justified by law. The District's total bonding capacity as of October 26, 2017 is \$5 million or less.

PURPOSE OF REPORT

Type of Request	State Allocation Board (Board) approval for an Apportionment for School Facility Program (SFP) Facility Hardship replacement funding for rehabilitation work.
Total Project Cost	\$2,724,432.10
Cost to the State	\$2,724,432.10

DESCRIPTION

Description of Health and Safety Threat	Trinity Valley Elementary was built in 1950 and is remotely located within the small-town limits of Willow Creek, California which has a unique micro climate with abnormally high humidity levels due to the nearby Trinity River and normal annual rainfall levels approaching 38 inches. District officials began discovering mold and water damage throughout various school sites in the District in 2015. During this evaluation it was discovered that the original building designs and materials used along with the very humid micro-climate in the District greatly contributed to the presence of mold. Asbestos Science Technologies, Inc. determined that the mold constituted a health and safety issue, and the Humboldt County Department of Health and Human Services (HCDHHS) concurred. The library and two classrooms have been closed due to mold.
Scope of Project	To mitigate the issue, the District will perform mold abatement on all surfaces, which involves removing and replacing affected ceiling tiles, roof plywood, roofing insulation, drywall, siding, and wall plywood under a negative air containment area. The District will also be installing a new roofing system that will provide adequate ventilation appropriate for the humid environment in the area. The heating, ventilation, and air conditioning system will also be replaced pursuant to the industry specialist's recommendations.
Status of School Site	Complete abatement and remodel of the school has begun.

QUALIFYING CRITERIA

Government/State Level Concurrence	The District has obtained concurrence with the hazards reported and with the proposed minimum work for rehabilitation from the HCDHHS.
------------------------------------	--

QUALIFYING CRITERIA cont.

Staff Supports the District's Request	Yes
Site Visit Completed by Staff	Staff has accepted photographs and a report from Asbestos Science Technologies, Inc. and the letter of concurrence from the HCDHHS in lieu of a site visit.

AUTHORITY

See Attachment F1.

RECOMMENDATIONS

1. Approve the District's request for an Apportionment for Facility Hardship replacement funding for the entire Hoopa Valley Elementary pursuant to SFP Regulation Section 1859.82(a), as provided on Attachment F2.
2. Provide that for purposes of SFP modernization eligibility, the building age would be reset to 12 months from the date of DSA plan approval. The new date would be June 1, 2018.
3. Provide that the State portion of any and all project savings realized from the funding of this project must be returned to the State.

ATTACHMENT F1

AUTHORITY

Education Code (EC) Section 17075.10(a) states:

A school district may apply for hardship assistance in cases of extraordinary circumstances. Extraordinary circumstances may include, but are not limited to, the need to repair, reconstruct, or replace the most vulnerable school facilities that are identified as a Category 2 building, as defined in the report submitted pursuant to Section 17317, determined by the department to pose an unacceptable risk of injury to its occupants in the event of a seismic event.

SFP Regulation Section 1859.81 states:

Except for Joint-Use Projects and Career Technical Education Facilities Projects, a district is eligible for financial hardship to fund all or a portion of its matching share requirement after demonstrating the requirements of (a), (c), and (d) below:

- (a) The district is financially unable to provide all necessary matching funds for an eligible project. To determine this, an analysis shall be made of the district's financial records by the OPSC including data and records maintained by the CDE and the County Office of Education....
- (b) From the funds deemed available as a matching contribution, the district may retain \$19,776 per classroom in each enrollment reporting period for the cost to provide interim housing for the currently unhoused pupils of the district....
- (c) The district has made all reasonable efforts to fund its matching share of the project by demonstrating it is levying the developer fee justified under law or an alternative revenue source equal to or greater than the developer fee otherwise justified under law at the time of request for hardship and the district meets at least one of the following:
 - (1) The current outstanding bonded indebtedness of the district issued for the purpose of constructing school facilities in accordance with Education Code Section 17072.35 or 17074.25 as appropriate, at the time of request for financial hardship status, is at least 60 percent of the district's total bonding capacity. Outstanding bonded indebtedness includes that part of general obligation bonds, Mello-Roos Bonds, School Facility Improvement District Bonds and certificates of participation which the district is paying a debt service that was issued for capital outlay school facility purposes.
 - (2) The district had a successful registered voter bond election for at least the maximum amount allowed under Proposition 39 within the previous two years from the date of request for financial hardship status. The proceeds from the bond election that represent the maximum amount allowed under the provisions of Proposition 39 must be used to fund the district's matching share requirement for SFP project(s).
 - (3) It is a County Superintendent of Schools.
 - (4) The district's total bonding capacity at the time of the request for financial hardship status is \$5 million or less.
 - (5) Other evidence of reasonable effort as approved by the SAB.

SFP Regulation Section 1859.82 states, "A district is eligible for facility hardship funding to replace or construct new classrooms and related facilities if the district demonstrates there is an unmet need for pupil housing or the condition of the facilities, or the lack of facilities, is a threat to the health and safety of the pupils."

SFP Regulation Section 1859.82(a)(1) provides for Facility Hardship grant funding when:

The facilities are needed to ensure the health and safety of the pupils if the district can demonstrate to the satisfaction of the Board that the health and safety of the pupils is at risk. Factors to be considered by the Board shall include the close proximity to a major freeway, airport, electrical facility, high power transmission lines, dam, pipeline, industrial facility, adverse air quality emission or other health and safety risks, including structural deficiencies required by the DSA to be repaired, seismic mitigation of the Most Vulnerable Category 2 Buildings as verified by the DSA, traffic safety or because the pupils reside in remote areas of the district and transportation to existing facilities is not possible or poses a health and safety risk.

ATTACHMENT F1

AUTHORITY (cont.)

SFP Regulation Section 1859.82(a)(1)(A)(2) states in part, “If the total cost to remain in the classroom or related facility is greater than 50 percent of the Current Replacement Cost and the Application is for replacement facilities, the district may qualify for a grant for a new or replacement school or replacement facilities as a new construction project.”

SFP Regulation Section 1859.82 states in part, “The modernization baseline eligibility provided in Section 1859.60 will be adjusted as a result of funding provided as a new construction project pursuant to (a) or (b) above.”

SAB Meeting: December 6, 2017

Replacement - Adjusted Grant Approval

SCHOOL DISTRICT DATA

Application No: 51/62901-00-014
 School District: Klamath-Trinity Joint Unified

County: Humboldt
 School Name: Trinity Valley Elementary

PROJECT DATA

ADJUSTED GRANT DATA

Type of Project: Elementary School
 K-6:
 7-8:
 9-12:
 Non-Severe:
 Severe:
 Application Filing Basis: Site Specific
 Number of Classrooms:
 Master Acres:
 Existing Acres: 11.95
 Proposed Acres:
 Recommended Acres: 3.7
 Facility Hardship (a): Yes
 Financial Hardship Requested: Yes
 Alternative Education School: No
 Addition to Existing Site: No

Project Assistance	\$	6,791.00
Service Site		685,086.29
Fac. Hardship Other	3,019 Sq. Ft.	549,458.00
Small Size Project	12 %	65,934.96
Geographic Index Factor	10 %	54,945.80
Total State Share (50%)		1,362,216.05
District Share (50%)		1,362,216.05
Total Project Cost	\$	<u>2,724,432.10</u>

PROJECT FINANCING

State Share
 This Project \$ 1,362,216.05
District Share
 Cash Contribution
 Financial Hardship 1,362,216.05
 Total Project Cost \$ 2,724,432.10

HISTORY OF PROJECT COST AND APPORTIONMENT

	Fund Code	Proposition	Previously Authorized	Authorized This Action	State Apportionment This Action
<u>State Share</u>					
Replacement	051-500	51	\$	\$ 1,362,216.05	\$ 1,362,216.05
<u>District Share</u>					
Cash Contribution					
Financial Hardship	051-500	51		1,362,216.05	1,362,216.05
Total			\$	\$ <u>2,724,432.10</u>	\$ <u>2,724,432.10</u>

Funding Source: Proposition 51 Bonds/2016-Nov.

The District is required to submit a valid Fund Release Authorization (Form SAB 50-05) within 18 months of the date of the apportionment; otherwise, the apportionment will be rescinded without further board action.

The District shall ensure that it is in compliance with all applicable laws, regulations and certifications it made on the program forms.

Based on the Board's action on June 5, 2017, this project is subject to the Grant Agreement submittal pursuant to School Facility Program Regulation Section 1859.90.4.

The District is responsible for ensuring that the project is compliant with Prevailing Wage Monitoring and/or Labor Compliance Program requirements at the time construction contracts are executed and/or construction commenced.

The District qualifies for financial hardship pursuant to SFP Regulation Section 1859.81(c)(1). As of October 20, 2017, the current outstanding bonded indebtedness of the district issued for the purpose of constructing school facilities in accordance with Education Code Section 17072.35 or 17074.25 as appropriate, at the time of request for financial hardship status, is at least 60 percent of the district's total bonding capacity.

SAB Meeting: December 6, 2017

Replacement - Amended Grant Approval

SCHOOL DISTRICT DATA

Application No: 51/62901-00-006
 School District: Klamath Trinity Joint Unified

County: Humboldt
 School Name: Orleans Elementary

PROJECT DATA

ADJUSTED GRANT DATA

Type of Project: K-8
 K-6:
 7-8:
 9-12:
 Non-Severe:
 Severe:
 Application Filing Basis: Site Specific
 Number of Classrooms: 0
 Master Acres:
 Existing Acres: 9
 Proposed Acres:
 Recommended Acres: 7
 Facility Hardship (a): Yes
 Financial Hardship Requested: Yes
 Alternative Education School: No
 Addition to Existing Site: No

Project Assistance	\$	6,791
Service Site		903,346
Off-Site		0
Utilities		221,027
Fac. Hardship Other	10,649 Sq. Ft.	1,852,926
Fac. Hardship Toilet	168 Sq. Ft.	52,416
Geographic Percent Factor (5%)		107,240
Fire Detection Alarm		10,817
Small Size Project (12%)		228,641
Total State Share (50%)		3,383,204
District Share (50%)		3,383,204
Total Project Cost	\$	6,766,408

PROJECT FINANCING

State Share
 This Project \$ 3,383,204
District Share
 Cash Contribution
 Financial Hardship 3,383,204
 Total Project Cost \$ 6,766,408

HISTORY OF PROJECT COST AND APPORTIONMENT
--

	Fund Code	Proposition	Previously Authorized	Authorized This Action	State Apportionment This Action
<u>State Share</u>					
Replacement	047-500	47	\$ 2,621,619		
Replacement	051-500	51		\$ 761,585	\$ 761,585
<u>District Share</u>					
Financial Hardship	047-500	47	2,621,619		
Financial Hardship	051-500	51		761,585	761,585
Cash Contribution					
Total			\$ 5,243,238	\$ 1,523,170	\$ 1,523,170

Funding Source: Proposition 51 Bonds/2016-Nov.; Proposition 47 Bonds/2002-Nov.

The District is required to submit a valid Fund Release Authorization (Form SAB 50-05) within 18 months of the date of the apportionment; otherwise, the apportionment will be rescinded without further board action.

The District shall ensure that it is in compliance with all applicable laws, regulations and certifications it made on the program forms.

Based on the Board's action on June 5, 2017, this project is subject to the Grant Agreement submittal pursuant to School Facility Program Regulation Section 1859.90.4.

The District is responsible for ensuring that the project is compliant with Prevailing Wage Monitoring and/or Labor Compliance Program requirements at the time construction contracts are executed and/or construction commenced.

The District qualifies for financial hardship pursuant to SFP Regulation Section 1859.81(c)(1). As of October 20, 2017, the current outstanding bonded indebtedness of the district issued for the purpose of constructing school facilities in accordance with Education Code Section 17072.35 or 17074.25 as appropriate, at the time of request for financial hardship status, is at least 60 percent of the district's total bonding capacity.

Errors and Omissions - Staff is requesting approval of \$1,523,160 in additional grants that were inadvertently omitted from the unfunded item at the April 20, 2016 SAB Meeting.

STATE ALLOCATION BOARD
 APPROVAL ❖ ❖ ❖

December 6, 2017

REPORT OF THE EXECUTIVE OFFICER
State Allocation Board Meeting, December 6, 2017

SCHOOL DISTRICT DATA

School District: MAPLE ELEMENTARY County: KERN
Application Number:..... 51/63610-00-002 School Name:MAPLE ELEMENTARY
Total District Enrollment:..... 292 Project Grade Level: K-8
Financial Hardship: YES

The District qualifies for financial hardship pursuant to School Facility Program Regulation Section 1859.81(c)(4). The District has demonstrated that it is financially unable to provide all of its matching funds and is levying the developer fees or equal alternative revenue source justified by law. The District’s total bonding capacity as of October 26, 2017 is \$5 million or less.

PURPOSE OF REPORT

To present the District’s request to change the scope of a Facility Hardship project that has previously received conceptual approval and design funding and is also presented as part of this item for unfunded approval

DESCRIPTION

The District is a one-school district that previously received conceptual approval and a design apportionment for *rehabilitation* funding under the Facility Hardship Program. During the review of the full funding application, Staff determined that all buildings on the site qualify for *replacement* funding under the Facility Hardship Program. Due to the extensive repairs required for each building, the District’s approved plans include replacement of all buildings on the site with the exception of the multi-purpose room building.

The District is requesting the following actions for Board consideration:

1. Allow the Facility Hardship replacement project to be approved for placement on the Unfunded List (Lack of AB55 Loans).
2. Grant a change of scope request to redesign the multi-purpose room building from rehabilitation work to replacement.
3. Grant additional time for the District to provide a site development cost estimate and receive an adjustment to the unfunded approval amount for costs determined to be eligible as part of the replacement project.

AUTHORITY

See Attachment A.

BACKGROUND

In December 2015, the District received conceptual approval for a Facility Hardship rehabilitation project to address health and safety issues due to water intrusion. The scope of work included replacing damaged electrical and fire systems and the roof. The 2015 Board item is included as Attachment B.

Given the scale of rehabilitation work required to address the minimum work necessary to address the health and safety threats, the District chose to design for the replacement of all facilities on site with modular construction with the exception of the multipurpose room building. The design for the multipurpose room building included rehabilitation work instead of building replacement. The plans for the project were approved by the Division of the State Architect (DSA) on August 31, 2017.

BACKGROUND (cont.)

In September 2017, the District submitted its Approved Application for funding. During the course of the review, Staff determined that all buildings on the site, including the multipurpose room building, qualified for replacement funding through the Facility Hardship Program.

In order to continue to move forward with this critical project, the District submitted a *School District Appeal Request* (Form SAB 189) to request approval for placement on the Unfunded List (Lack of AB 55 Loans) and to allow the District to change the scope of project from rehabilitation of the multipurpose room building to replacement. The District submitted Form SAB 189 is included as Attachment C.

Previous Change of Project Scope Discussions

General guidelines for scope changes have been in place since 2005 (Attachment D). A change of scope in certain situations may be permitted if the following conditions are met:

- The California Department of Education (CDE) and DSA have approved the changes in the plans.
- The amended project meets the 60 percent commensurate requirement.
- The original intent/purpose of the project is maintained.

Prior Board Actions

Staff cannot administratively approve a change of scope that requires the approval of new DSA and CDE plans while allowing the District to retain the same Apportionment date. This requires Board approval. The Board has previously heard scope change requests for seven projects, as listed below:

APPEAL DATE	DISTRICT	REQUEST	FINANCIAL HARDSHIP	BOARD ACTION
8/22/07	Victor Valley Union High	Increase in gymnasium size by 10,000 square feet	Yes	Approved
4/23/08	Victor Valley Union High	Change from modular to permanent construction for 12 classrooms	Yes	Approved
9/24/08	Gerber Union Elementary	Change from roof repair to roof replacement due to unforeseen damage	Yes	Approved
6/22/11	Butte County Office of Education	Addition of a Library that was not in the original plans	Yes	Not Approved
8/24/11	Fresno County Office of Education	Addition of solar panels, and removal of a swimming pool, from original plans	Yes	Approved
6/27/12	Bass Lake Joint Union Elementary	Change from building modernization to like-for-like replacement	No	Approved
4/15/15	Pathways to College Charter (Hesperia USD)	Change from permanent to modular construction (classrooms and facilities)	No	Approved

STAFF ANALYSIS/STATEMENTS

District's Position

For the complete text of the District's request, please see Attachment C.

STAFF ANALYSIS/STATEMENTS (cont.)

Staff Position

Staff has reviewed the District's request, and recommends approval of the change of scope and additional time to submit documentation to request site development grants.

When reviewing change of scope requests, Staff reviews various issues to ensure that the project still meets the requirements of State funding, as described below.

Transition from Rehabilitation to Replacement Funding

Based on the information available at the time of the conceptual approval, the District's application was initially determined by Staff to qualify for rehabilitation funding for all buildings at the Maple Elementary School site. However, once the District fully designed the project and provided Staff with DSA approved drawings and current cost estimates for the scope of rehabilitation work, Staff determined that the total cost to mitigate the health and safety threats and remain in the facilities exceeds 50 percent of the Current Replacement Costs. This qualifies the District for replacement funding. Because the DSA approved plans for the project include rehabilitation work for the multi-purpose room building and the project no longer qualifies for this type of funding, Board action is necessary to allow the project to move forward for funding approval.

Staff also recognizes the need for the District to mitigate the health and safety issues as soon as possible. The District qualifies for financial hardship assistance and cannot move forward with construction until state funding is received. Allowing the change of scope while also approving the funding item for placement on the Unfunded List (Lack of AB 55 Loans) will enable the District to participate in the current Priority Funding filing period. Requiring the District to resubmit the application after the plans for the replacement of the multi-purpose room building have been designed and approved will delay the application approval and the District's ability to access cash from a future bond sale. It appears that the District acted in good faith to design the original scope of work to be consistent with the conceptual approval and did not foresee the change in funding methodology necessary pursuant to the School Facility Program regulations.

Site Development Grants

With replacement funding, the District also qualifies for site development grants, which require additional supporting documentation. As the OPSC and District just recently discovered that this will be a replacement project, the site development costs have not yet been determined. Staff supports the District's request that if the funding item is approved today, any approval granted by the Board be allowed to be kept open for a future adjustment to allow for eligible site development costs to be added.

State Agency Approvals and Review Process

Prior scope change requests have focused on maintaining DSA and CDE plan approvals, which are required by regulation and law for SFP project funding. To address this concern, the Board has allowed scope changes contingent upon school districts obtaining updated State agency approvals as necessary. Staff recommends the same requirement for this request if the Board approves the District's request.

Conclusion

Staff recommends approval of the District's change of scope request, approval of the funding item shown on Attachment E for placement on the Unfunded List (Lack of AB 55 Loans), and approval of the request for additional time to request and receive an adjustment to the funding item to add site development grants. These actions will allow the District to participate in the current Priority Funding round in order to more quickly address the urgent health and safety needs at the school site. Staff supports the District's request because the original intent of the project to mitigate the health and safety threat is maintained and the change is due primarily to how the project qualifies for funding under the SFP regulations.

STAFF ANALYSIS/STATEMENTS (cont.)

Additional Requirements

Should the Board approve the District's request, Staff recommends including the following additional requirements in order to ensure compliance with statute and SFP Regulations. These requirements are consistent with previous Board actions for change of scope requests:

- The District must provide Staff with the final DSA-approved plans and specifications for the revisions, final plan approval from CDE, and an updated cost estimate for the project prior to release of funds.
- The District must provide progress updates to Staff regarding the change of scope every six months after the Board's approval, until the District submits the information identified in the preceding bullet.
- This approval does not extend any applicable project deadlines in the SFP Regulations, such as priority funding, substantial progress, expenditure reporting, or project completion.

BOARD OPTION

Pursuant to the Rules and Procedures of the State Allocation Board, "Staff is providing the following option for the Board's consideration. A positive vote by six members is required for the Board to take action that is an alternative to Staff's administrative action. Absent a positive vote by six members of the Board, Staff's administrative action will stand and the school district's appeal will be considered closed."

Grant the District's appeal.

BOARD ACTION

In considering this Item, the Board approved the following: 1) the District's change of scope request; 2) the project with an unfunded approval and placement on the Unfunded List (Lack of AB 55 Loans); and 3) the request for additional time to request and receive an adjustment to the unfunded approval to add site development grants. In addition to this approval, the Board added the following three additional stipulations:

- The District must provide staff with the final DSA –approved plans and specifications for the revisions, final plan approval from CDE, and an updated cost estimate for the project prior to release of funds.
- The District must provide progress updates to staff regarding the change of scope every six months after the Board's approval, until the District submits the information identified in the preceding bullet above.
- This approval does not extend any applicable project deadlines in the SFP Regulations, such as priority funding, substantial progress, expenditure reporting, or project completion.

ATTACHMENT A

AUTHORITY

Education Code (EC) Section 17075.10(a) states:

A school district may apply for hardship assistance in cases of extraordinary circumstances. Extraordinary circumstances may include, but are not limited to, the need to repair, reconstruct, or replace the most vulnerable school facilities that are identified as a Category 2 building, as defined in the report submitted pursuant to Section 17317, determined by the department to pose an unacceptable risk of injury to its occupants in the event of a seismic event.

Education Code (EC) Section 17070.50 states:

The board shall not apportion funds to any school district, unless the applicant school district has certified to the board that the services of any architect, structural engineer, or other design professional for any work under the project have been obtained pursuant to a competitive process that is consistent with the requirements of Chapter 10 (commencing with Section 4525) of Division 5 of Title 1 of the Government Code and has obtained the written approval of the State Department of Education that the site selection, and the building plans and specifications, comply with the standards adopted by the department pursuant to subdivisions (b) and (c), respectively, of Section 17251.

,

REPORT OF THE EXECUTIVE OFFICER
 State Allocation Board Meeting, December 9, 2015

SCHOOL DISTRICT DATA

School District:MAPLE ELEMENTARY County:.....KERN
 Application Number:.....58/63610-00-001 School Name:.....MAPLE ELEMENTARY
 Total District Enrollment:.....282 Project Grade Level:.....K-8
 Financial Hardship:.....YES

The District qualifies for financial hardship pursuant to School Facility Program (SFP) Regulation Section 1859.81(c)(4). The District has demonstrated it is financially unable to provide all or part of the matching funds and is levying the developer fees or equal alternative revenue source justified by law. The District's total bonding capacity as of November 18, 2015, is \$5 million or less.

PURPOSE OF REPORT

Type of Request	State Allocation Board (Board) conceptual approval for a SFP Facility Hardship rehabilitation project and for placement on the Unfunded List (Lack of AB 55 Loans) for design.
Total Project Cost	\$1,691,752
Cost to the State	\$1,015,051

DESCRIPTION

Description of Health and Safety Threat	Maple Elementary is a one-school school district in Shafter, California. The four buildings that comprise the school were originally constructed in 1961. In December of 2014, after episodes of severe water intrusion in walls and ceilings throughout the campus, JMPE Electrical Engineering inspected the electrical system at Maple Elementary and determined that the system was obsolete and unsafe, and recommended replacing the main switchboard and all of the wiring and underground conduit. The inspector also noted that the fire alarm system was not functional and should be immediately replaced, and that the subpanels were not functional, in part due to roof leaks. The Kern County Building Inspection Division also inspected the campus, and concurred with JMPE Electrical Engineering, stating, "many of the electrical systems and components are old, outdated, unsafe, and in need of immediate repair or replacement." The Kern County Fire Department also inspected the fire alarm system and concluded "it is the opinion of the Kern County Fire Department that the existing fire alarm system at Maple Elementary is obsolete, inoperable, and incapable of being serviced adequately."
Scope of Project	Rehabilitation work consists of replacing the electrical and fire alarm systems, and replacing the roof in order to protect the integrity of the new systems.
Status of School Site	The buildings are currently occupied and rehabilitation work has not yet begun.

QUALIFYING CRITERIA

Government/State Level Concurrence	The District has obtained concurrence with the hazards reported and with the proposed minimum work for rehabilitation from the Kern County Building Inspection Division and the Kern County Fire Department.
Staff Supports the District's Request	Yes
Site Visit Completed by Staff	Yes

AUTHORITY

See Attachment A.

RECOMMENDATIONS

1. Approve the District's request for conceptual approval to replace the electric and fire alarm systems, and to repair the roof, pursuant to the SFP Regulation Section 1859.82(a) and 1859.83(e).
2. Provide that the District must file an Approved Application for funding within 18 months of this approval, pursuant to Regulation Section 1859.82(c).
3. Provide that this conceptual approval does not guarantee a commitment for funding by the Board. Any possible future funding will be subject to all governing laws and regulations, and the availability of funds.
4. Provide that the State portion of any and all savings which may be realized from the funding of this facility hardship project must be returned to the State.
5. Approve the District's request for an unfunded approval for a design apportionment in the amount of \$253,763 as shown on Attachment B, pursuant to Regulation Section 1859.81.1(e)(2).

ATTACHMENT A

AUTHORITY

Education Code (EC) Section 17075.10(a) states:

A school district may apply for hardship assistance in cases of extraordinary circumstances. Extraordinary circumstances may include, but are not limited to, the need to repair, reconstruct, or replace the most vulnerable school facilities that are identified as a Category 2 building, as defined in the report submitted pursuant to Section 17317, determined by the department to pose an unacceptable risk of injury to its occupants in the event of a seismic event.

SFP Regulation Section 1859.81 states:

Except for Joint-Use Projects and Career Technical Education Facilities Projects, a district is eligible for financial hardship to fund all or a portion of its matching share requirement after demonstrating the requirements of (a), (c), and (d) below:

- (a) The district is financially unable to provide all necessary matching funds for an eligible project. To determine this, an analysis shall be made of the district's financial records by the OPSC including data and records maintained by the CDE and the County Office of Education....
- (b) From the funds deemed available as a matching contribution, the district may retain \$19,776 per classroom in each enrollment reporting period for the cost to provide interim housing for the currently unhoused pupils of the district....
- (c) The district has made all reasonable efforts to fund its matching share of the project by demonstrating it is levying the developer fee justified under law or an alternative revenue source equal to or greater than the developer fee otherwise justified under law at the time of request for hardship and the district meets at least one of the following:
 - (1) The current outstanding bonded indebtedness of the district issued for the purpose of constructing school facilities in accordance with Education Code Section 17072.35 or 17074.25 as appropriate, at the time of request for financial hardship status, is at least 60 percent of the district's total bonding capacity. Outstanding bonded indebtedness includes that part of general obligation bonds, Mello-Roos Bonds, School Facility Improvement District Bonds and certificates of participation which the district is paying a debt service that was issued for capital outlay school facility purposes.
 - (2) The district had a successful registered voter bond election for at least the maximum amount allowed under Proposition 39 within the previous two years from the date of request for financial hardship status. The proceeds from the bond election that represent the maximum amount allowed under the provisions of Proposition 39 must be used to fund the district's matching share requirement for SFP project(s).
 - (3) It is a County Superintendent of Schools.
 - (4) The district's total bonding capacity at the time of the request for financial hardship status is \$5 million or less.
 - (5) Other evidence of reasonable effort as approved by the SAB....

SFP Regulation Section 1859.81(e)(2) permits design funding for a district that meets the financial hardship criteria in Section 1859.81 at, "25 percent of the modernization grant less any district funds available for the project pursuant to Section 1859.81(a)...."

SFP Regulation Section 1859.82 states, "A district is eligible for facility hardship funding to replace or construct new classrooms and related facilities if the district demonstrates there is an unmet need for pupil housing or the condition of the facilities, or the lack of facilities, is a threat to the health and safety of the pupils."

ATTACHMENT A

AUTHORITY (cont.)

SFP Regulation Section 1859.82(a)(1) provides for Facility Hardship grant funding when:

The facilities are needed to ensure the health and safety of the pupils if the district can demonstrate to the satisfaction of the Board that the health and safety of the pupils is at risk. Factors to be considered by the Board shall include the close proximity to a major freeway, airport, electrical facility, high power transmission lines, dam, pipeline, industrial facility, adverse air quality emission or other health and safety risks, including structural deficiencies required by the DSA to be repaired, seismic mitigation of the Most Vulnerable Category 2 Buildings as verified by the DSA, traffic safety or because the pupils reside in remote areas of the district and transportation to existing facilities is not possible or poses a health and safety risk.

SFP Regulation Section 1859.82(a)(1)(A) states:

If the request is for replacement facilities, a cost/benefit analysis must be prepared by the district and submitted to the OPSC that indicates the total costs to remain in the classroom or related facility and mitigate the problem is at least 50 percent of the Current Replacement Cost of the classroom or related facility. The cost/benefit analysis may include applicable site development costs as outlined in Section 1859.76. The cost/benefit analysis shall not include increased costs associated with high performance related costs or components, with the exception of those high performance components that were pre-existing in the classroom or related facility. If the cost to remain in the classroom or related facility is less than 50 percent of the Current Replacement Cost, the district may qualify for either grant below, as applicable:

1. Modernization Excessive Cost Hardship Grant for Rehabilitation Costs pursuant to Section 1859.83(e), or
2. A grant not to exceed 50 percent of the cost estimate that has been reviewed and approved by the OPSC and approved by the board for seismic rehabilitation.

SFP Regulation Section 1859.83(e) provides for:

Excessive Cost for rehabilitation of facilities the Board has determined are a health and safety risk to the pupils pursuant to Section 1859.82(a)(1) and the cost/benefit analysis to mitigate the problem and remain in the facility is less than 50 percent of the Current Replacement Cost of the facility. The cost/benefit analysis shall not include increased costs associated with high performance related costs or components, with the exception of those high performance components that were pre-existing in the classroom or related facility. If the district qualifies, the district is eligible for funding of Rehabilitation Costs as a modernization project. If the Approved Application is received after April 29, 2002, the grant amount provided is 60 percent of the amount of the cost estimate required in Section 1859.82(a)(1) that has been reviewed by the OPSC and approved by the Board. An additional grant may be provided for high performance incentive pursuant to Section 1859.77.4 provided that the high performance points attained are related to the scope of the Facility Hardship project. For any project funded in whole or in part from Proposition 47 or Proposition 55 for which the construction contract is awarded prior to January 1, 2012, the district may be eligible for the funding provided to initiate and enforce a LCP as prescribed in Section 1859.78.1(a). For any project for which the construction contract is awarded on or after January 1, 2012 the grant may be adjusted in the manner prescribed in Section 1859.78.1(b) and subject to the limitations established in Section 1859.78.1(c).

ATTACHMENT B

ATTACHMENT B

SAB Meeting: December 9, 2015

Rehabilitation - Adjusted Grant Approval

SCHOOL DISTRICT DATA

Application No: 58/63610-00-001 County: Kern
 School District: Maple Elementary School Name: Maple Elementary

PROJECT DATA

Type of Project: K-8 Application Filing Basis: Site Specific
 Pupils Assigned Under 50 Yrs: K-6:
 7-8:
 9-12:
 Non-Severe:
 Severe:
 Financial Hardship Requested: Yes Recommended Acres: N/A
 Alternative Education School: No Existing Acres: N/A

ADJUSTED GRANT DATA

<u>Estimated Total Grant</u>		<u>Separate Design Grant</u>	
Rehabilitation/Mitigation	\$ 1,015,051.00	Total Design (25% of Grant)	\$ 253,762.75
Total State Share (60%)	1,015,051.00	Design State Share (60%)	152,257.65
District Share (40%)	676,700.57	Design District Share (40%)	101,505.10
Total Project Cost	\$ <u>1,691,751.57</u>	District Cash Contribution	0.00
		Financial Hardship	101,505.10
		Total Project Cost	\$ <u>253,762.75</u>

HISTORY OF PROJECT COST AND APPORTIONMENT

	Fund Code	Proposition	Previously Authorized	Authorized This Action	Unfunded Approval This Action
<u>State Share</u>					
Modernization/Additional Grant	957-570	1D		\$ 152,257.65	\$ 152,257.65
<u>District Share</u>					
Cash Contribution					
Financial Hardship	957-570	1D		101,505.10	101,505.10
Total			\$ _____	\$ 253,762.75	\$ 253,762.75

Funding Source: Proposition 1D Bonds/2006-Nov.

Pursuant to the Board's action on March 11, 2009, this application has been approved and placed on the Unfunded List.

This approval does not constitute a guarantee or commitment of future State funding.

Please be advised that Labor Code (LC) Section 1773.3, as amended by Senate Bill 854, Chapter 28, Statutes of 2014, requires school districts that have School Facility Program SFP projects with an initial public works contract awarded on or after January 1, 2012, to notify the Department of Industrial Relations (DIR). The DIR must provide prevailing wage monitoring services for all such projects, except in the cases of: (1) the district operates a DIR-approved internal wage monitoring program; or (2) the district has entered into a collective bargaining agreement that includes the requirements specified in LC Section 1771.4(b)(2).

Amounts shown for financial hardship assistance are subject to adjustment as a result of a review of the district's financial records pursuant to Regulation Section 1859.81(a) at the time of the apportionment.

The District shall ensure that it is in compliance with all applicable laws, regulations and certifications it made on the program forms.

Provide that the State portion of any and all project savings realized from the funding of this Facility Hardship Program project must be returned to the State.

STATE OF CALIFORNIA
SCHOOL DISTRICT APPEAL REQUEST

STATE ALLOCATION BOARD
 OFFICE OF PUBLIC SCHOOL CONSTRUCTION

SAB 189 (REV 10/09)

Page 2 of 2

SCHOOL DISTRICT Maple Elementary	APPLICATION NUMBER 51/63610-00-002
SCHOOL NAME Maple Elementary	COUNTY Kern
DISTRICT REPRESENTATIVE Julie Boesch Ed.D.	E-MAIL ADDRESS jboesch@mapleschool.org

Purpose of Request:

The Maple Elementary School District is requesting a change of scope from rehabilitation to replacement for the multi-purpose room building in project 51/63610-00-002 scheduled for an unfunded apportionment at the December 6, 2017 State Allocation Board meeting.

Basis of Request:

- Law (Statute) _____
- Regulation _____
- Other (specify) Scope Change Policy

Description:

The Maple Elementary School District filed a Facility Hardship Application due to severe health and safety hazards imposed by water intrusion, failing electrical systems and a non-functional fire alarm system and received conceptual approval on December 9, 2015. This small one school School District is a financial hardship District completely dependent on State funding and cannot continue to move forward until State funds are received.

The District's conceptual approval was for rehabilitation of facilities, including the multi-purpose room building. As a financial hardship district, design funds were requested and the District moved forward with the design process and received DSA Approval on August 31, 2017. The Facility Hardship application was submitted to the OPSC for final approval and funding on September 25, 2017. During the final review of the plans and the cost benefit analysis, OPSC determined that the entire campus, including the multipurpose building is now eligible for replacement funding. Due to the change in funding, the District's financial hardship status and the nature of imminent health and safety hazards, the District respectfully requests a change of scope and time to allow for the design of a replacement multi-purpose building for project 51/63610-00-002 scheduled for unfunded approval at the December 6, 2017 State Allocation Board Meeting.

Because the project has recently been determined to be eligible for replacement funding, the Site Development Worksheet has not been developed. The District is requesting additional time to finalize the Site Development Worksheet and that this be left open to address at a future State Allocation Board Meeting.

SIGNATURE OF AUTHORIZED DISTRICT REPRESENTATIVE 	DATE 12/1/17
--	-----------------

Change of Project Scope

BY LINDSAY KEYES, OPSC PROJECT MANAGER

As many of you are aware, each application for funding of the full grant phase of a School Facility Program (SFP) modernization or new construction project is accompanied by a complete set of plans and specifications that have been approved by the Division of State Architect (DSA) and the California Department of Education (CDE). The State Allocation Board's (SAB) full and final grant approval is based on the accompanying plans. Therefore, it is imperative that the apportionment is used for the scope of work contained in that specific set of plans.

To ensure your project meets this requirement and is successful, it is important to structure your bid with flexibility by the use of additive and deductive alternates (see page 5 of this issue of the *Advisory Actions* for more information on this topic). This will allow the project to be modified according to fluctuations in the bid climate or costs of materials. For example, as a result of excellent planning or a good bid climate, the budget for the project may exceed the cost of the work in the plans and a district may consider using those excess funds for additional work that was not contemplated in the plans. Or, the cost of materials for construction may have significantly increased and a district may consider eliminating facilities from the project to stay within the budget. When it comes to classrooms and minimum essential facilities (MEF), meaning libraries, gymnasiums, multi-purpose rooms, and toilets which are necessary and support the traditional classroom environment, there are limited circumstances where a project may deviate from the scope of work outlined in the plans that were included with the application and approved by the SAB.

Additions

It is important to keep in mind that the project may not include the addition of area not proposed in the plans approved by the SAB. This applies to classrooms, MEF and non-classroom, non-MEF space. As stipulated in Regulation Section 1859.51(i)(5), the project may include the construction of more classrooms than needed to house the pupils requested in the application as specified, but these classrooms must have been in the plans submitted with the application. The flexible structuring of the bid documents will accommodate the districts' need to make decisions based on the bid results.

If the project is non-financial hardship, then any project savings may be retained and used for any high priority capital facilities needs or as part of the district's contribution to a future SFP project. This approach would provide an alternative method to later add facilities if the district had not included the additional desired facilities in the plans for the project approved by the SAB. However, the law stipulates that classrooms provided by State or local funding shall be adjusted from the districts' SFP new construction eligibility baseline.

Reductions, Deletions or Modifications

Some flexibility is a recognized part of SFP new construction projects. However, to continue with a project as approved by the Board, the original intent or project scope must be maintained. If modifications are considered by a district, it is critical that the affected State agencies be part of the process and that certain project requirements continue to be met. The State agencies are coordinating efforts in this area to assist districts when these situations arise. Some extenuating circumstances may be considered by the SAB, as outlined in the next column.

CHANGE PROPOSED	PROCEDURE
Deletion of Classrooms	Permitted if: <ul style="list-style-type: none"> The capacity (based on the State loading standard) is sufficient to house the pupils requested in the application CDE and DSA have approved the change The project meets the 60 percent commensurate requirement
Reduction of MEF Area (Facility remains but the square footage is reduced.)	Permitted if: <ul style="list-style-type: none"> The remaining area proposed meets minimum MEF square footage requirements DSA and CDE have approved the change The project meets the 60 percent commensurate requirement Original intent/purpose of project is maintained
Deletion of MEF Area* *New School Allowance may be reduced or eliminated	Permitted if: <ul style="list-style-type: none"> Case-by-case review and approval by CDE DSA has approved the change Case-by-case consideration and approval by the Office of Public School Construction (OPSC)/SAB The project meets the 60 percent commensurate requirement
Deletion of Non-Classroom, Non-MEF Area	Permitted if: <ul style="list-style-type: none"> DSA and CDE have approved the change The project meets the 60 percent commensurate requirement
Permanent to Modular Construction	Permitted if: <ul style="list-style-type: none"> DSA and CDE have approved the changes The project meets the 60 percent commensurate requirement Original intent/purpose of project is maintained
Modular to Permanent Construction	Not permitted as part of the original project, because the project would receive an inequitable funding advantage due to the timing of the DSA plan approval. Districts may consider reapplication, so the desired type of construction can be built.
Changing the Placement of a Building (i.e., Site conditions discovered in the footprint of construction warrant building placement alteration; however, the building size and function does not change.)	Permitted if: <ul style="list-style-type: none"> DSA and CDE have approved the change Original intent/purpose of project is maintained

If you have any questions or you have a situation that is not addressed in this article, please contact your OPSC Project Manager for more information.

ATTACHMENT E1

REPORT OF THE EXECUTIVE OFFICER
 State Allocation Board Meeting, December 6, 2017

SCHOOL DISTRICT DATA

School District:MAPLE ELEMENTARY County:.....KERN
 Application Number:.....51/63610-00-002 School Name:.....MAPLE ELEMENTARY
 Total District Enrollment:.....292 Project Grade Level:.....K-8
 Financial Hardship:.....YES

The District qualifies for financial hardship pursuant to School Facility Program (SFP) Regulation Section 1859.81(c)(4). The District has demonstrated it is financially unable to provide all or part of the matching funds and is levying the developer fees or equal alternative revenue source justified by law. The District's total bonding capacity as of November 18, 2015, is \$5 million or less.

PURPOSE OF REPORT

Type of Request	State Allocation Board (Board) approval for placement on the Unfunded List (Lack of AB 55 Loans) for a School Facility Program (SFP) Facility Hardship replacement project.
Total Project Cost	\$7,745,062.84
Cost to the State	\$7,745,062.84

DESCRIPTION

Description of Health and Safety Threat	Maple Elementary is a one-school school district in Shafter, California. The four buildings that comprise the school were originally constructed in 1961. In December of 2014, after episodes of severe water intrusion in walls and ceilings throughout the campus, JMPE Electrical Engineering inspected the electrical system at Maple Elementary and determined that the system was obsolete and unsafe, and recommended replacing the main switchboard and all of the wiring and underground conduit. The inspector also noted that the fire alarm system was not functional and should be immediately replaced, and that the subpanels were not functional, in part due to roof leaks. The Kern County Building Inspection Division also inspected the campus, and concurred with JMPE Electrical Engineering, stating, "many of the electrical systems and components are old, outdated, unsafe, and in need of immediate repair or replacement." The Kern County Fire Department also inspected the fire alarm system and concluded "it is the opinion of the Kern County Fire Department that the existing fire alarm system at Maple Elementary is obsolete, inoperable, and incapable of being serviced adequately."
Scope of Project	The District will be replacing all buildings onsite.
Status of School Site	The buildings are currently occupied and replacement work will be completed in phases since the District is unable to fund interim housing to complete the project at once.

QUALIFYING CRITERIA

Government/State Level Concurrence	The District has obtained concurrence with the hazards reported and with the proposed minimum work for rehabilitation from the Kern County Building Inspection Division and the Kern County Fire Department.
Staff Supports the District's Request	Yes
Site Visit Completed by Staff	Yes

AUTHORITY

Education Code (EC) Section 17075.10(a) states:

A school district may apply for hardship assistance in cases of extraordinary circumstances. Extraordinary circumstances may include, but are not limited to, the need to repair, reconstruct, or replace the most vulnerable school facilities that are identified as a Category 2 building, as defined in the report submitted pursuant to Section 17317, determined by the department to pose an unacceptable risk of injury to its occupants in the event of a seismic event.

SFP Regulation Section 1859.82 states, "A district is eligible for facility hardship funding to replace or construct new classrooms and related facilities if the district demonstrates there is an unmet need for pupil housing or the condition of the facilities, or the lack of facilities, is a threat to the health and safety of the pupils."

SFP Regulation Section 1859.82(a)(1) provides for Facility Hardship grant funding when:

The facilities are needed to ensure the health and safety of the pupils if the district can demonstrate to the satisfaction of the Board that the health and safety of the pupils is at risk. Factors to be considered by the Board shall include the close proximity to a major freeway, airport, electrical facility, high power transmission lines, dam, pipeline, industrial facility, adverse air quality emission or other health and safety risks, including structural deficiencies required by the DSA to be repaired, seismic mitigation of the Most Vulnerable Category 2 Buildings as verified by the DSA, traffic safety or because the pupils reside in remote areas of the district and transportation to existing facilities is not possible or poses a health and safety risk.

SFP Regulation Section 1859.82(a)(1)(A)(2) states in part, "If the total cost to remain in the classroom or related facility is greater than 50 percent of the Current Replacement Cost and the Application is for replacement facilities, the district may qualify for a grant for a new or replacement school or replacement facilities as a new construction project."

SFP Regulation Section 1859.82 states in part, "The modernization baseline eligibility provided in Section 1859.60 will be adjusted as a result of funding provided as a new construction project pursuant to (a) or (b) above."

RECOMMENDATIONS

1. Approve the District's request for an unfunded approval to replace the buildings at Maple Elementary School, pursuant to the SFP Regulation Section 1859.82 as shown on Attachment E2.
2. Provide that the State portion of any and all savings which may be realized from the funding of this Facility Hardship project must be returned to the State.

SAB Meeting: December 6, 2017

Replacement - Adjusted Grant Approval

SCHOOL DISTRICT DATA

Application No: 51/63610-00-002
 School District: Maple Elementary

County: Kern
 School Name: Maple Elementary

PROJECT DATA

Type of Project: Elementary School
 K-6:
 7-8:
 9-12:
 Non-Severe:
 Severe:

Application Filing Basis: Site Specific
 Number of Classrooms: 9
 Master Acres:
 Existing Acres: 8.18
 Proposed Acres:
 Recommended Acres: 8.6
 Facility Hardship (a): Yes
 Financial Hardship Requested: Yes
 Alternative Education School: No
 Addition to Existing Site: No

ADJUSTED GRANT DATA

Project Assistance	\$	6,791.00
Fac. Hardship Toilet	1739.24 Sq. Ft.	566,992.24
Fac. Hardship Other	18,124.99 Sq. Ft.	3,298,748.18
Total State Share (50%)		3,872,531.42
District Share (50%)		3,872,531.42
Total Project Cost	\$	7,745,062.84

PROJECT FINANCING

State Share
 This Project \$ 3,872,531.42
District Share
 Cash Contribution
 Financial Hardship 3,872,531.42
 Total Project Cost \$ **7,745,062.84**

HISTORY OF PROJECT COST AND APPORTIONMENT

	Fund Code	Proposition	Previously Authorized	Authorized This Action	Unfunded Approval This Action
<u>State Share</u>					
Modernization/Add. Grant	057-570	1D	\$ 152,257.65	\$ (152,257.65)	
New Construction/Add. Grant	057-500	1D		152,257.65	
New Construction/Add. Grant	951-500	51		3,720,273.77	\$ 3,720,273.77
<u>District Share</u>					
Cash Contribution					
Financial Hardship	057-570	1D	101,505.10	(101,505.10)	
Financial Hardship	057-500	1D		101,505.10	
Financial Hardship	951-500	51		3,771,026.32	3,771,026.32
Total			\$ 253,762.75	\$ 7,491,300.09	\$ 7,491,300.09

Funding Source: Proposition 51 Bonds/2016-Nov.; Proposition 1D Bonds/2006-Nov.

Pursuant to the Board's action on March 11, 2009, this application has been approved and placed on the Unfunded List. This approval does not constitute a guarantee or commitment of future State funding.

The District shall ensure that it is in compliance with all applicable laws, regulations and certifications it made on the program forms.

Based on the Board's action on June 5, 2017, this project is subject to the Grant Agreement submittal pursuant to School Facility Program Regulation Section 1859.90.4.

The District is responsible for ensuring that the project is compliant with Prevailing Wage Monitoring and/or Labor Compliance Program requirements at the time construction contracts are executed and/or construction commenced.

The District qualifies for financial hardship pursuant to SFP Regulation Section 1859.81(c)(1). As of October 20, 2017, the current outstanding bonded indebtedness of the district issued for the purpose of constructing school facilities in accordance with Education Code Section 17072.35 or 17074.25 as appropriate, at the time of request for financial hardship status, is at least 60 percent of the district's total bonding capacity.

This project was previously funded for design as a rehabilitation project, application number 58/63610-00-001. The design funding already received in the amount of \$253,762.75 will be transferred to this replacement project.

THE ACTION ITEM ENTITLED “CONFORMING REGULATORY
AMENDMENTS RELATED TO NEW CONSTRUCTION ELIGIBILITY”
HAS BEEN WITHDRAWN.

Tentative Workload

January 2018

ACTION ITEMS

REPORTS, DISCUSSION and INFORMATION ITEMS

Annual Legislation Report 2017
Standard Information Items

FINANCIAL REPORTS

Status of Fund Releases
Status of Funds

Tentative Workload

February 2018

ACTION ITEMS

REPORTS, DISCUSSION and INFORMATION ITEMS

Standard Information Items

FINANCIAL REPORTS

Status of Fund Releases
Status of Funds

Tentative Workload

March 2018

ACTION ITEMS

REPORTS, DISCUSSION and INFORMATION ITEMS

Standard Information Items

FINANCIAL REPORTS

Status of Fund Releases
Status of Funds

APPEALS Received as of November 15, 2017

Appeal Received Date	District	Tentative SAB Date*	Description
6/5/2017	Alisal Union School District/ Monterey	1/2018	District does not concur with the findings for the closeout review regarding funds available for its matching share under the Financial Hardship program for multiple projects.
6/29/17	San Marcos Unified School District/ San Diego	1/2018	District does not concur with the findings for the closeout review of site acquisition expenditures.
9/27/17	Stanislaus County Office of Education/ Stanislaus	2/2018	District does not concur with the findings for the closeout review.
10/17/17	Los Angeles Unified School District/ Los Angeles	2/2018	District does not concur with the findings for the closeout review.

*Please note: Tentative SAB Date is not a guaranteed meeting date and may be subject to change.

APPEALS Received as of November 15, 2017

Office of Public School Construction is working toward potential administrative resolution on the following School District Appeal Requests. Therefore, a tentative SAB date is to be determined.

Appeal Received Date	District	Tentative SAB Date*	Description
6/8/2017	Corona-Norco Unified School District/ Riverside	TBD	District does not concur with the findings for the closeout review of hazardous materials removal.
6/16/2017	Corona-Norco Unified School District/ Riverside	TBD	District does not concur with the findings for the closeout review of site acquisition expenditures.
6/19/2017	Romoland School District/ Riverside	TBD	District does not concur with the findings for the closeout review of site acquisition expenditures.
6/27/17	Los Angeles Unified School District/ Los Angeles	TBD	District does not concur with the findings for the closeout review of site acquisition expenditures.
7/3/17	Los Angeles Unified School District/ Los Angeles	TBD	District does not concur with the findings for the closeout review of site acquisition expenditures.
7/3/17	San Bernardino City Unified School District/ San Bernardino	TBD	District does not concur with the findings for the closeout review of multiple projects.
8/1/17	Los Angeles Unified School District/ Los Angeles	TBD	District does not concur with the findings for the closeout review of hazardous materials removal.
8/14/17	Garden Grove Unified School District/ Orange	TBD	District does not concur with the findings for the closeout review of a modernization project.
8/24/17	Fresno Unified School District/ Fresno	TBD	District does not concur with the findings for the closeout review of hazardous materials removal.
9/27/17	Stanislaus County Office of Education/ Stanislaus	TBD	District does not concur with the findings for the closeout review.
10/17/17	Los Angeles Unified School District/ Los Angeles	TBD	District does not concur with the findings for the closeout review on two (2) projects.
10/17/17	San Bernardino City Unified School District/ San Bernardino	TBD	District does not concur with the findings for the closeout review on three (3) modernization projects.
10/25/17	Los Angeles Unified School District/ Los Angeles	TBD	District does not concur with the findings for the closeout review of an ORG project.
11/1/17	Los Angeles Unified School District/ Los Angeles	TBD	District does not concur with the findings for the closeout review of a new construction project.
11/6/17	Garden Grove Unified School District/ Orange	TBD	District does not concur with the findings for the closeout review on three (3) projects.

*Please note: Tentative SAB Date is not a guaranteed meeting date and may be subject to change.

STATE ALLOCATION BOARD MEETING DATES

The State Allocation Board (SAB) meeting dates for the 2018 calendar year are as follows:

<u>Board Date</u>	<u>Type of Meeting</u>
January 24, 2018*	Monthly (Consent/Appeals/Action)
February 28, 2018*	Monthly (Consent/Appeals/Action)
March 28, 2018*	Monthly (Consent/Appeals/Action)
April 25, 2018*	Monthly (Consent/Appeals/Action)
May 23, 2018*	Monthly (Consent/Appeals/Action)
June 27, 2018*	Monthly (Consent/Appeals/Action)
July 25, 2018*	Monthly (Consent/Appeals/Action)
August 22, 2018*	Monthly (Consent/Appeals/Action)
September 26, 2018*	Monthly (Consent/Appeals/Action)
October 24, 2018*	Monthly (Consent/Appeals/Action)
December 2018*	Monthly (Consent/Appeals/Action)

*The projected dates and time will be determined upon the discussion with the Vice-Chair and Chair based on workload.

The SAB meets in different rooms within the State Capitol at 4:00 p.m. when the State Legislature is in session and at 2:00 p.m. when the State Legislature is out on recess. Due to scheduling changes within the Legislature, some of the SAB meetings may be canceled or changed with short notice.

INFORMATION ITEM

SCHOOL FACILITY PROGRAM NEW CONSTRUCTION AND MODERNIZATION UNFUNDED LIST (as of September 6, 2017)

The New Construction and Modernization projects on this list have received an “unfunded” approval by the State Allocation Board (SAB). Note that an “unfunded” approval does not guarantee a future apportionment by the SAB.

Published monthly in the SAB Agenda.

This report is also on the OPSC Web site at:
www.dgs.ca.gov/opsc

Unfunded Approvals as of
September 6, 2017 SAB

County	School District	Application Number	Program	Approval	Received Date	SAB Unfunded Approval	Financial Hardship Apportionment	Loan	State Share	Total Apportionment	Cumulative Amount	Submitted Certification Letter May 2017	Grant Agreement Received as of 11/15/2017
SAN DIEGO	FALLBROOK UNION ELEMENTARY	51/68114-00-002	Facility Hardship	G	9/23/2016	7/24/2017	0.00	0.00	708,543.00	708,543.00	708,543.00	n/a	n/a
CONTRA COSTA	WEST CONTRA COSTA UNIFIED	58/61796-00-009	Rehabilitation	G	2/28/2017	8/23/2017	0.00	0.00	2,106,032.00	2,106,032.00	2,814,575.00	n/a	No
SANTA CRUZ	HAPPY VALLEY ELEMENTARY	58/69757-00-001	Rehabilitation	G	4/3/2017	8/23/2017	112,140.00	0.00	196,600.00	308,740.00	3,123,315.00	n/a	No
SUTTER	FRANKLIN ELEMENTARY	58/71381-00-001	Rehabilitation	G	6/22/2017	8/23/2017	0.00	0.00	318,512.00	318,512.00	3,441,827.00	n/a	No
FRESNO	CENTRAL UNIFIED	57/73965-00-007	Modernization	G	7/3/2012	6/5/2017	0.00	0.00	2,147,664.00	2,147,664.00	5,589,491.00	Yes	n/a
SAN DIEGO	SANTEE ELEMENTARY	57/68361-00-012	Modernization	G	7/19/2012	6/5/2017	0.00	0.00	422,704.00	422,704.00	6,012,195.00	No	n/a
MONTEREY	MONTEREY COUNTY OFFICE OF EDUCATION	57/10272-00-001	Modernization	D	8/8/2012	6/5/2017	0.00	0.00	153,819.00	153,819.00	6,166,014.00	No	n/a
TULARE	STRATHMORE UNION ELEMENTARY	57/72157-00-003	Modernization	G	10/3/2012	6/5/2017	1,436,926.00	0.00	2,208,558.00	3,645,484.00	9,811,498.00	Yes	n/a
SONOMA	DUNHAM ELEMENTARY	57/70672-00-001	Modernization	G	10/5/2012	6/5/2017	429,203.00	0.00	655,954.00	1,085,157.00	10,896,655.00	Yes	n/a
RIVERSIDE	CORONA-NORCO UNIFIED	50/67033-00-036	New Construction	G	10/30/2012	6/5/2017	0.00	0.00	683,175.00	683,175.00	11,579,830.00	No	n/a
SAN BERNARDINO	VICTOR VALLEY UNION HIGH	50/67934-00-022	New Construction	G	10/30/2012	6/5/2017	0.00	0.00	3,360,869.00	3,360,869.00	14,940,699.00	Yes	n/a
SANTA CLARA	ALUM ROCK UNION ELEMENTARY	54/69369-00-002	Charter	D	5/30/2014	7/24/2017	0.00	440,359.70	440,359.70	880,719.40	15,821,418.40	n/a	n/a
SANTA CLARA	ALUM ROCK UNION ELEMENTARY	54/69369-00-003	Charter	D	5/30/2014	7/24/2017	0.00	25,675.55	25,675.55	51,351.10	15,872,769.50	n/a	n/a
LOS ANGELES	LOS ANGELES UNIFIED	53/64733-00-574	Critically Overcrowded Schools	L	10/27/2008	8/23/2017	0.00	0.00	5,569,869.00	5,569,869.00	21,442,638.50	n/a	n/a
LOS ANGELES	LOS ANGELES UNIFIED	53/64733-00-679	Critically Overcrowded Schools	L	11/2/2009	8/23/2017	0.00	0.00	2,115,821.00	2,115,821.00	23,558,459.50	n/a	n/a
SANTA CLARA	GILROY UNIFIED	50/69484-00-004	New Construction	L	10/31/2007	9/6/2017	0.00	0.00	21,089.00	21,089.00	23,579,548.50	n/a	n/a
RIVERSIDE	PALM SPRINGS UNIFIED	50/67173-02-008	New Construction	L	5/14/2009	9/6/2017	0.00	0.00	59,373.00	59,373.00	23,638,921.50	n/a	n/a
KINGS	KINGS RIVER-HARDWICK UNION ELEMENTARY	50/63941-00-002	New Construction	D	11/19/2012	9/6/2017	765,037.00	0.00	783,942.00	1,548,979.00	25,187,900.50	n/a	No
KINGS	KINGS RIVER-HARDWICK UNION ELEMENTARY	57/63941-00-002	Modernization	D	11/19/2012	9/6/2017	31,710.00	0.00	47,565.00	79,275.00	25,267,175.50	n/a	No
TULARE	ROCKFORD ELEMENTARY	57/72090-00-002	Modernization	D	11/19/2012	9/6/2017	42,914.00	0.00	64,372.00	107,286.00	25,374,461.50	n/a	Yes
FRESNO	FRESNO COUNTY OFFICE OF EDUCATION	50/10108-00-007	New Construction	G	11/20/2012	9/6/2017	0.00	0.00	2,947,696.00	2,947,696.00	28,322,157.50	n/a	No
FRESNO	FOWLER UNIFIED	50/62158-00-001	New Construction	G	11/21/2012	9/6/2017	0.00	0.00	2,541,718.00	2,541,718.00	30,863,875.50	n/a	No
FRESNO	COALINGA/HURON JOINT UNIFIED	57/62125-00-007	Modernization	G	11/29/2012	9/6/2017	0.00	0.00	4,382,559.00	4,382,559.00	35,246,434.50	n/a	Yes
VENTURA	SIMI VALLEY UNIFIED	57/72603-00-031	Modernization	G	12/17/2012	9/6/2017	0.00	0.00	2,155,208.00	2,155,208.00	37,401,642.50	n/a	No
Total							2,817,930.00	466,035.25	34,117,677.25	37,401,642.50			

*This Unfunded List (Lack of AB 55 Loans) includes \$0.9 million for 2 projects for Charter School Facilities Program Preliminary Apportionments for Design Funding.

Unfunded Charter Preliminary
As of September 6, 2017 SAB

County	School District	Application Number	Program	Approval	Received Date	SAB Date	Financial Hardship Apportionment	Loan	State Share	Total Apportionment	Prop. 47	Prop. 55	Prop. 1D
Unfunded Charter PA's													
ALAMEDA	OAKLAND UNIFIED	54/61259-09-001	Charter	P	6/1/2007	5/28/2008	0.00	5,956,392.60	5,956,393.05	11,912,785.65	0.00	0.00	11,912,785.65
LOS ANGELES	LOS ANGELES UNIFIED	54/64733-00-049	Charter	P	6/5/2007	5/28/2008	0.00	15,457,077.00	12,447,821.60	27,904,898.60	0.00	0.00	27,904,898.60
SANTA BARBARA	COLLEGE ELEMENTARY	54/69179-00-001	Charter	P	6/5/2007	5/28/2008	0.00	0.00	4,081,793.60	4,081,793.60	0.00	0.00	4,081,793.60
SAN DIEGO	SAN DIEGO UNIFIED	54/68338-02-002	Charter	P	9/28/2009	7/12/2011	0.00	1,366,254.90	1,366,254.90	2,732,509.80	0.00	0.00	2,732,509.80
ALAMEDA	OAKLAND UNIFIED	54/61259-00-004	Charter	P	5/30/2014	11/25/2014	0.00	5,499,728.10	5,499,728.10	10,999,456.20	0.00	10,999,456.20	0.00
BUTTE	CHICO UNIFIED	54/61424-00-005	Charter	P	4/1/2014	4/15/2015	0.00	249,318.00	249,318.00	498,636.00	0.00	0.00	498,636.00
SONOMA	SANTA ROSA HIGH	54/70920-00-004	Charter	P	4/1/2014	4/15/2015	0.00	4,603,432.50	4,603,432.50	9,206,865.00	0.00	0.00	9,206,865.00
SONOMA	SANTA ROSA HIGH	54/70920-00-003	Charter	P	4/3/2014	4/15/2015	0.00	319,127.40	319,127.40	638,254.80	0.00	0.00	638,254.80
SAN JOAQUIN	TRACY JOINT UNIFIED	54/75499-00-003	Charter	P	4/30/2014	4/15/2015	0.00	0.00	2,221,196.40	2,221,196.40	0.00	0.00	2,221,196.40
SAN JOAQUIN	TRACY JOINT UNIFIED	54/75499-00-004	Charter	P	4/30/2014	4/15/2015	0.00	0.00	1,752,495.30	1,752,495.30	0.00	0.00	1,752,495.30
SANTA CLARA	ALUM ROCK UNION ELEMENTARY	54/69369-00-002	Charter	P	5/30/2014	4/15/2015	0.00	3,963,237.30	3,963,237.30	7,926,474.60	0.00	0.00	7,926,474.60
ALAMEDA	OAKLAND UNIFIED	54/61259-13-002	Charter	P	5/28/2014	5/27/2015	0.00	2,916,055.40	2,916,055.40	5,832,110.80	0.00	0.00	5,832,110.80
ALAMEDA	OAKLAND UNIFIED	54/61259-13-002	Charter	P	5/28/2014	8/26/2015	0.00	8,558,059.50	8,558,059.50	17,116,119.00	0.00	0.00	17,116,119.00
SANTA CLARA	ALUM ROCK UNION ELEMENTARY	54/69369-00-003	Charter	P	5/30/2014	12/9/2015	0.00	231,079.95	231,079.95	462,159.90	0.00	10,660.00	451,499.90
Total								49,119,762.65	54,165,993.00	103,285,755.65	0.00	11,010,116.20	92,275,639.45

*This Charter Unfunded Preliminary List does not include \$0.9 million for 2 projects for Charter School Facilities Program Preliminary Apportionments for Design Funding.

INFORMATION ITEM

SCHOOL FACILITY PROGRAM OFFICE OF PUBLIC SCHOOL CONSTRUCTION FUNDING WORKLOAD LISTING (Applications Received Through October 31, 2017)

The New Construction and Modernization projects on this list represent completed applications awaiting the Office of Public School Construction processing and scheduling to the State Allocation Board.

This list includes future workload that is identified as:

- Pending reflects workload that has been processed by the OPSC but awaiting further information/documentation from the district.
- Reviewing reflects currently being processed by the OPSC.

Pursuant to SFP Regulation Section 1859.95.1, this list also includes applications that were received, but not reviewed by the Office of Public School Construction (OPSC). This list is presented to the State Allocation Board for acknowledgement.

This list is also available on the Internet and is updated on the first and third Fridays of each month.

www.dgs.ca.gov/opsc

SFP APPLICATIONS
New Construction and Charter School Facilities Program
- Workload as of October 31, 2017 -

District	County	Site Name	Application Number	50-04 Date Received	Estimated State Grant (a)	Financial Hardship (b)
Kingsburg Joint Union Elementary	Fresno	Lincoln Elementary	50/62240-00-002	04/23/13	\$ 222,340	\$ 222,340
Kingsburg Joint Union Elementary	Fresno	Roosevelt Elementary	50/62240-00-003	04/23/13	\$ 222,340	\$ 222,340
Kingsburg Joint Union Elementary	Fresno	Washington Elementary	50/62240-00-004	04/23/13	\$ 222,340	\$ 222,340
Kingsburg Joint Union Elementary	Fresno	Rafer Johnson Jr. High	50/62240-00-005	04/23/13	\$ 444,604	\$ 444,604
Kingsburg Joint Union Elementary	Fresno	Reagan Elementary	50/62240-00-006	04/23/13	\$ 222,340	\$ 222,340
Martinez Unified	Contra Costa	Alhambra Senior High	50/61739-00-002	07/18/13	\$ 513,692	\$ -
Chaffey Joint Union High	San Bernardino	Ontario High	50/67652-00-015	07/25/13	\$ 8,543,001	\$ -
Long Beach Unified	Los Angeles	Roosevelt Elementary	50/64725-00-016	07/30/13	\$ 4,944,009	\$ -
Corona-Norco Unified	Riverside	Harada Elementary	50/67033-00-037	08/12/13	\$ 1,127,012	\$ -
Corona-Norco Unified	Riverside	Louis VanderMolen Elementary	50/67033-00-038	08/12/13	\$ 924,195	\$ -
Tulare Joint Union High	Tulare	Mission Oak High	50/72249-00-002	08/13/13	\$ 3,343,309	\$ -
Corona-Norco Unified	Riverside	Centennial High	50/67033-00-039	08/15/13	\$ 385,647	\$ -
Clovis Unified	Fresno	Clovis High	50/62117-00-017	08/16/13	\$ 1,426,014	\$ -
Clovis Unified	Fresno	Clovis West High	50/62117-00-018	08/16/13	\$ 8,096,067	\$ -
Mission Union Elementary	Monterey	Mission Elementary	50/66084-00-002	08/16/13	\$ 194,050	\$ 194,050
Fremont Union High	Santa Clara	Cupertino High	50/69468-00-002	08/16/13	\$ 607,154	\$ -
Greenfield Union	Kern	Plantation Elementary	50/63503-00-017	08/20/13	\$ 311,626	\$ -
Belmont-Redwood Shores Elementary	San Mateo	Central Elementary	50/68866-00-005	08/20/13	\$ 713,572	\$ -
Placentia Yorba Linda Unified	Orange	Valencia High	50/66647-00-036	08/23/13	\$ 505,527	\$ -
Irvine Unified	Orange	PA 40 Elementary	50/73650-00-018	08/28/13	\$ 25,265,646	\$ -
Grossmont Union High	San Diego	Merit Academy	50/68130-12-006	08/30/13	\$ 1,885,088	\$ -
Windsor Unified	Sonoma	Brooks Elementary	50/75358-00-015	09/05/13	\$ 3,007,595	\$ -
San Ramon Valley Unified	Contra Costa	Monte Vista High	50/61804-00-037	09/23/13	\$ 3,427,030	\$ -
Solvang Elementary	Santa Barbara	Solvang Elementary	50/69336-00-002	09/23/13	\$ 270,555	\$ -
Lagunita Elementary	Monterey	Lagunita Elementary	50/66076-00-002	09/27/13	\$ 116,231	\$ 116,231
Grossmont Union High	San Diego	Helix High	50/68130-14-004	10/02/13	\$ 1,364,672	\$ -
Mendota Unified	Fresno	New Elementary	50/75127-00-004	10/03/13	\$ 13,405,829	\$ -
Santa Maria Joint Union High	Santa Barbara	Santa Maria High	50/69310-00-004	10/23/13	\$ 8,541,959	\$ -
Ross Valley	Marin	White Hill Middle	50/75002-00-002	10/28/13	\$ 3,231,322	\$ -
Fresno Unified	Fresno	Robinson Elementary	50/62166-00-027	10/31/13	\$ 1,060,109	\$ -
Fresno Unified	Fresno	McLane High	50/62166-00-028	10/31/13	\$ 7,300,673	\$ -
Burton Elementary	Tulare	New K-8 School	50/71837-00-014	10/31/13	\$ 7,552,310	\$ 7,552,310
Contra Costa County Office of Education	Contra Costa	Special Education Center	50/10074-98-005	12/17/13	\$ 1,214,673	\$ 1,214,673
Lake Elementary	Glenn	Lake Elementary	50/62596-00-001	12/20/13	\$ 3,463,236	\$ 3,463,236
Irvine Unified	Orange	Northwood High	50/73650-00-019	01/10/14	\$ 4,422,897	\$ -
Visalia Unified	Tulare	Visalia Technical Educational Center	50/72256-00-027	02/24/14	\$ 2,595,090	\$ 2,595,090
Maple Elementary	Kern	Maple Elementary	50/63610-00-001	03/06/14	\$ 111,040	\$ 111,040
West Contra Costa Unified	Contra Costa	Valley View Elementary	50/61796-01-001	03/14/14	\$ 2,375,775	\$ -
Amador County Office of Education	Amador	Argonaut High	50/10033-00-003	03/18/14	\$ 818,920	\$ 818,920
Amador County Office of Education	Amador	Plymouth Elementary	50/10033-00-004	03/18/14	\$ 617,376	\$ 617,376
Monterey County Office of Education	Monterey	Salinas Community	50/10272-00-011	03/26/14	\$ 723,444	\$ 723,444
Pleasant View Elementary	Tulare	Pleasant View Elementary	50/72058-00-003	04/01/14	\$ 451,388	\$ 451,388

SFP APPLICATIONS
New Construction and Charter School Facilities Program
- Workload as of October 31, 2017 -

District	County	Site Name	Application Number	50-04 Date Received	Estimated State Grant (a)	Financial Hardship (b)
Fremont Union High	Santa Clara	Monta Vista High	50/69468-00-003	04/16/14	\$ 3,769,044	\$ -
Island Union Elementary	Kings	Island Elementary	50/63933-00-001	04/24/14	\$ 5,935,897	\$ 5,935,897
Island Union Elementary	Kings	Island Elementary	50/63933-00-002	04/24/14	\$ 1,566,050	\$ 1,566,050
Amador County Office of Education	Amador	Jackson Junior High	50/10033-00-002	05/12/14	\$ 1,775,125	\$ 1,775,125
Fresno Unified	Fresno	Easterby Elementary	50/62166-00-029	05/21/14	\$ 610,788	\$ -
Sequoia Union High	San Mateo	Carlmont High	50/69062-01-004	05/21/14	\$ 2,212,412	\$ 2,212,412
Liberty Elementary	Tulare	Liberty Elementary	50/71985-00-002	05/23/14	\$ 935,829	\$ -
Anaheim Elementary	Orange	John Marshall Elementary	50/66423-00-010	06/18/14	\$ 13,426,438	\$ -
Kings Canyon Joint Unified	Fresno	Orange Cove High	50/62265-00-008	06/25/14	\$ 341,158	\$ -
Poway Unified	San Diego	Design 39 Campus	50/68296-00-021	07/03/14	\$ 18,922,769	\$ -
Kings Canyon Joint Unified	Fresno	Orange Cove High	50/62265-00-009	07/09/14	\$ 1,222,036	\$ -
Los Banos Unified	Merced	Los Banos New Elementary	50/65755-00-008	07/11/14	\$ 11,110,922	\$ -
Yuba County Office of Education	Yuba	Thomas E. Mathews Community	50/10587-00-001	07/22/14	\$ 295,475	\$ 295,475
Yuba County Office of Education	Yuba	Goldfield	50/10587-00-002	07/22/14	\$ 112,327	\$ 112,327
Yuba County Office of Education	Yuba	Special Education School 1	50/10587-00-003	07/22/14	\$ 56,164	\$ 56,164
Yuba County Office of Education	Yuba	Special Education School 2	50/10587-00-004	07/22/14	\$ 37,442	\$ 37,442
Yuba County Office of Education	Yuba	Special Education School 3	50/10587-00-005	07/22/14	\$ 56,164	\$ 56,164
Yuba County Office of Education	Yuba	Special Education School 4	50/10587-00-006	07/22/14	\$ 56,164	\$ 56,164
Yuba County Office of Education	Yuba	Special Education School 5	50/10587-00-007	07/22/14	\$ 56,164	\$ 56,164
Yuba County Office of Education	Yuba	Special Education School 6	50/10587-00-008	07/22/14	\$ 56,164	\$ 56,164
Yuba County Office of Education	Yuba	Special Education School 7	50/10587-00-009	07/22/14	\$ 56,164	\$ 56,164
Firebaugh-Las Deltas Unified	Fresno	Mills (Arthur E.) Intermediate	50/73809-00-004	07/31/14	\$ 782,366	\$ -
Marin County Office of Education	Marin	Marin Community	50/10215-00-001	08/14/14	\$ 1,532,100	\$ -
Bakersfield City Elementary	Kern	Dr. Douglas K. Fletcher Elementary	50/63321-00-028	08/14/14	\$ 778,252	\$ -
Bakersfield City Elementary	Kern	Sequoia Middle	50/63321-00-029	08/14/14	\$ 1,916,665	\$ -
Kings Canyon Joint Unified	Fresno	Alta Elementary	50/62265-00-010	08/15/14	\$ 724,408	\$ -
Sequoia Union High	San Mateo	Myrtle Street	50/69062-00-013	08/18/14	\$ 8,512,435	\$ -
San Ramon Valley Unified	Contra Costa	Gale Ranch Middle	50/61804-00-038	08/20/14	\$ 482,106	\$ -
San Ramon Valley Unified	Contra Costa	Dougherty Valley High	50/61804-00-039	08/20/14	\$ 1,615,969	\$ -
Washington Colony Elementary	Fresno	Washington Colony Elementary	50/62513-00-001	08/20/14	\$ 2,182,944	\$ 2,182,944
Templeton Unified	San Luis Obispo	Templeton Elementary	50/68841-00-001	08/20/14	\$ 978,993	\$ -
Oxnard Elementary	Ventura	Southwest (Seabridge)	50/72538-00-010	08/25/14	\$ 1,399,104	\$ 1,399,104
Grossmont Union High	San Diego	Elite Academy	50/68130-13-006	09/02/14	\$ 2,705,363	\$ -
Irvine Unified	Orange	Irvine High	50/73650-00-020	09/02/14	\$ 6,138,311	\$ -
Clovis Unified	Fresno	Clark Intermediate	50/62117-00-019	09/05/14	\$ 3,602,578	\$ -
Dublin Unified	Alameda	J.M. Amador Elementary	50/75093-00-010	09/19/14	\$ 30,095,249	\$ -
Clovis Unified	Fresno	Sierra Vista Elementary	50/62117-00-020	09/23/14	\$ 311,626	\$ -
Ripon Unified	San Joaquin	Weston Elementary	50/68650-00-006	09/25/14	\$ 6,566,957	\$ -
Etiwanda Elementary	San Bernardino	David W. Long Elementary	50/67702-00-014	10/23/14	\$ 1,539,556	\$ -
Newhall Elementary	Los Angeles	Newhall Elementary	50/64832-00-005	10/30/14	\$ 5,139,703	\$ -
Newhall Elementary	Los Angeles	Old Orchard Elementary	50/64832-00-006	10/30/14	\$ 4,613,319	\$ -
Central Unified	Fresno	New High	50/73965-00-018	10/31/14	\$ 46,521,629	\$ -

SFP APPLICATIONS
New Construction and Charter School Facilities Program
- Workload as of October 31, 2017 -

District	County	Site Name	Application Number	50-04 Date Received	Estimated State Grant (a)	Financial Hardship (b)
Oxnard Elementary	Ventura	Harrington Elementary	50/72538-00-011	11/14/14	\$ 10,354,774	\$ -
Plaza Elementary	Glenn	Plaza Elementary	50/62638-00-002	12/03/14	\$ 117,939	\$ 117,939
Liberty Elementary	Tulare	Liberty Elementary	50/71985-00-003	12/03/14	\$ 1,721,086	\$ 1,721,086
Visalia Unified	Tulare	Redwood High	50/72256-00-028	12/03/14	\$ 7,143,776	\$ -
Los Banos Unified	Merced	New Middle	50/65755-00-009	12/23/14	\$ 14,960,089	\$ -
Monterey County Office of Education	Monterey	Salinas Community	50/10272-00-011	12/30/14	\$ 2,541,064	\$ 2,541,064
Manzanita Elementary	Butte	Manzanita Elementary	50/61499-00-003	12/30/14	\$ 2,866,696	\$ 2,866,696
Pixley Union Elementary	Tulare	Pixley Elementary	50/72041-00-002	12/30/14	\$ 3,245,795	\$ 3,245,795
Pixley Union Elementary	Tulare	Pixley Middle	50/72041-00-003	12/30/14	\$ 1,678,242	\$ 1,678,242
Irvine Unified	Orange	Portola Springs High	50/73650-00-021	01/08/15	\$ 123,721,268	\$ -
Ducor Union Elementary	Tulare	Ducor Elementary	50/71894-00-002	01/13/15	\$ 2,319,460	\$ -
Sulphur Springs Union Elementary	Los Angeles	Pinetree Community Elementary	50/65045-00-009	01/28/15	\$ 4,144,353	\$ -
Long Beach Unified	Los Angeles	David Starr Jordan High	50/64725-00-017	02/05/15	\$ 15,950,000	\$ -
Long Beach Unified	Los Angeles	David Starr Jordan High	50/64725-00-018	02/05/15	\$ 9,582,703	\$ -
Oxnard Elementary	Ventura	Drifill Elementary	50/72538-00-012	02/09/15	\$ 1,664,334	\$ -
McFarland Unified	Kern	New Elementary	50/73908-00-010	02/23/15	\$ 8,595,998	\$ -
Elk Grove Unified	Sacramento	Dillard Elementary	50/67314-00-044	03/23/15	\$ 5,108,855	\$ -
Fremont Union High	Santa Clara	Homestead High	50/69468-00-004	03/25/15	\$ 1,976,666	\$ -
Chaffey Joint Union High	San Bernardino	Rancho Cucamonga High	50/67652-00-016	04/03/15	\$ 1,643,765	\$ -
Chaffey Joint Union High	San Bernardino	Etiwanda High	50/67652-00-017	04/03/15	\$ 2,157,761	\$ -
Santa Maria-Bonita	Santa Barbara	Acquistapace	50/69120-00-018	04/10/15	\$ 1,764,277	\$ -
Santa Maria-Bonita	Santa Barbara	Tommie Knust	50/69120-00-019	04/10/15	\$ 3,887,345	\$ -
Irvine Unified	Orange	Portola Springs Elementary	50/73650-00-022	04/13/15	\$ 29,839,911	\$ -
Sulphur Springs Union Elementary	Los Angeles	Valley View Elementary	50/65045-00-010	04/28/15	\$ 5,703,458	\$ -
Irvine Unified	Orange	Beacon Park	50/73650-00-023	04/29/15	\$ 36,959,900	\$ -
Chaffey Joint Union High	San Bernardino	Alta Loma High	50/67652-00-018	05/01/15	\$ 2,649,434	\$ -
Chaffey Joint Union High	San Bernardino	Ontario High	50/67652-00-019	05/07/15	\$ 2,910,144	\$ -
San Dieguito Union High	San Diego	Pacific Trails Middle	50/68346-00-004	05/08/15	\$ 14,687,083	\$ -
Burrel Union Elementary	Fresno	Burrel Elementary	50/62042-00-001	05/22/15	\$ 168,978	\$ 168,978
Temple City Unified	Los Angeles	Doug Sears Learning Center	50/65052-00-002	06/19/15	\$ 452,717	\$ -
Irvine Unified	Orange	Northwood High (Culinary Arts)	50/73650-00-024	07/22/15	\$ 453,283	\$ -
Irvine Unified	Orange	Creekside High (Culinary Arts)	50/73650-00-025	07/22/15	\$ 499,337	\$ -
Sequoia Union High	San Mateo	Menlo-Atherton High	50/69062-01-006	07/29/15	\$ 2,396,850	\$ -
Alisal Union	Monterey	Bardin Elementary	50/65961-00-009	07/30/15	\$ 1,072,281	\$ 1,072,281
Solano County Office of Education	Solano	Armijo High	50/10488-00-029	08/03/15	\$ 971,682	\$ 971,682
Palm Springs Unified	Riverside	Cielo Vista Charter	50/67173-00-004	08/03/15	\$ 964,455	\$ -
Oxnard Union High	Ventura	Rancho Campana High	50/72546-00-001	08/03/15	\$ 19,776,228	\$ -
San Marcos Unified	San Diego	Double Peak	50/73791-00-015	08/03/15	\$ 34,823,016	\$ -
Irvine Unified	Orange	Jeffrey Trail Middle	50/73650-00-026	08/05/15	\$ 1,149,226	\$ -
Irvine Unified	Orange	Cypress Village Elementary	50/73650-00-027	08/05/15	\$ 1,300,562	\$ -
Santa Maria Joint Union High	Santa Barbara	Santa Maria High	50/69310-00-005	08/06/15	\$ 1,396,468	\$ -
Downey Unified	Los Angeles	Warren High	50/64451-00-012	08/12/15	\$ 904,943	\$ -

SFP APPLICATIONS
New Construction and Charter School Facilities Program
- Workload as of October 31, 2017 -

District	County	Site Name	Application Number	50-04 Date Received	Estimated State Grant (a)	Financial Hardship (b)
Fresno Unified	Fresno	Baird Middle	50/62166-00-030	08/17/15	\$ 1,600,107	\$ -
Merced City Elementary	Merced	Charles Wright Elementary	50/65771-00-017	08/17/15	\$ 189,225	\$ -
Merced City Elementary	Merced	John Muir Elementar	50/65771-00-018	08/17/15	\$ 400,829	\$ -
Merced City Elementary	Merced	Burbank Elementary	50/65771-00-019	08/17/15	\$ 378,450	\$ -
Merced City Elementary	Merced	Rivera Elementary	50/65771-00-020	08/17/15	\$ 5,328,632	\$ -
Sanger Unified	Fresno	Sanger High	50/62414-00-015	08/19/15	\$ 978,373	\$ -
Brawley Elementary	Imperial	Barbara Worth Junior High	50/63073-00-001	08/25/15	\$ 2,012,933	\$ -
Larkspur Elementary	Marin	The Cove	50/65367-00-001	08/28/15	\$ 1,545,351	\$ -
Dehesa	San Diego	Dehesa Elementary	50/68049-00-001	08/31/15	\$ 2,450,571	\$ -
Fremont Unified	Alameda	Azeveda (Joseph) Elementary	50/61176-00-005	09/18/15	\$ 1,352,221	\$ -
Fremont Unified	Alameda	Mattos (John G.) Elementary	50/61176-00-006	09/18/15	\$ 1,391,882	\$ -
Santa Maria Joint Union High	Santa Barbara	Pioneer Valley High	50/69310-00-006	09/18/15	\$ 3,300,368	\$ -
Clovis Unified	Fresno	Temperance Clinton Elementary	50/62117-00-021	09/22/15	\$ 11,554,700	\$ -
Newport-Mesa Unified	Orange	Newport Harbor High	50/66597-00-019	09/22/15	\$ 2,006,783	\$ -
Victor Elementary	San Bernardino	Arrowhead Elementary	50/67918-00-010	09/28/15	\$ 8,890,173	\$ -
Grossmont Union High	San Diego	Monte Vista High	50/68130-00-001	10/01/15	\$ 2,497,982	\$ -
Riverdale Joint Unified	Fresno	Riverdale High	50/75408-00-001	10/01/15	\$ 1,916,025	\$ -
Sanger Unified	Fresno	Madison Elementary	50/62414-00-016	10/05/15	\$ 1,117,400	\$ -
Ventura County Office Of Education	Ventura	Gateway Community	50/10561-00-004	10/09/15	\$ 621,901	\$ 621,901
Shiloh Elementary	Stanislaus	Shiloh Elementary	50/71274-00-001	10/19/15	\$ 2,637,229	\$ 2,637,229
Fremont Unified	Alameda	Irvington High	50/61176-00-007	10/29/15	\$ 4,926,653	\$ -
Grossmont Union High	San Diego	Valhala High	50/68130-00-002	10/29/15	\$ 3,858,896	\$ -
Chico Unified	Butte	Marsh (Harry M.) Junior High	50/61424-00-004	10/30/15	\$ 1,359,460	\$ -
Chico Unified	Butte	Marsh (Harry M.) Junior High	50/61424-00-005	10/30/15	\$ 779,623	\$ -
Chico Unified	Butte	Chico Junior High	50/61424-00-006	10/30/15	\$ 1,349,660	\$ -
Salinas Union High	Monterey	New High #5	50/66159-00-006	10/30/15	\$ 29,477,632	\$ -
Palm Springs Unified	Riverside	Raymond Cree Middle	50/67173-00-005	10/30/15	\$ 2,932,202	\$ -
Elk Grove Unified	Sacramento	Anatolia II Elementary	50/67314-00-045	10/30/15	\$ 11,103,115	\$ -
Orange County Office of Education	Orange	Community School #9	50/10306-00-019	11/02/15	\$ 8,467,056	\$ 8,467,056
Grossmont Union High	San Diego	Granite Hills High	50/68130-00-003	11/02/15	\$ 2,051,438	\$ -
Centinela Valley Union High	Los Angeles	Lawndale High	50/64352-00-005	11/13/15	\$ 4,589,460	\$ -
Sundale Union Elementary	Tulare	Sundale Elementary	50/72173-00-006	11/20/15	\$ 655,814	\$ 655,814
Oak Valley Union Elementary	Tulare	Oak Valley Elementary	50/72017-00-005	12/01/15	\$ 154,982	\$ 154,982
Rocklin Unified	Placer	Granite Oaks Middle	50/75085-00-013	12/29/15	\$ 3,481,565	\$ -
Roseville City Elementary	Placer	W-70 Elementary	50/66910-00-014	01/27/16	\$ 9,632,057	\$ -
Raisin City Elementary	Fresno	Raisin City Elementary	50/62380-00-001	03/10/16	\$ 3,535,707	\$ 3,535,707
Visalia Unified	Tulare	New Visalia Middle	50/72256-00-029	03/29/16	\$ 15,096,058	\$ -
Porterville Unified	Tulare	Belleview Elementary	50/75523-00-007	03/29/16	\$ 3,236,061	\$ -
Sequoia Union High	San Mateo	Sequoia High	50/69062-00-014	04/05/16	\$ 453,283	\$ -
Sequoia Union High	San Mateo	Carlmont High	50/69062-00-015	04/06/16	\$ 5,162,761	\$ -
Clay Joint Elementary	Fresno	Clay Elementary	50/62109-00-002	04/11/16	\$ 28,870	\$ 28,870
Natomas Unified	Sacramento	Natomas Star Academy Charter	50/75283-00-015	04/12/16	\$ 8,792,567	\$ -

SFP APPLICATIONS
New Construction and Charter School Facilities Program
- Workload as of October 31, 2017 -

District	County	Site Name	Application Number	50-04 Date Received	Estimated State Grant (a)	Financial Hardship (b)
San Ramon Valley Unified	Contra Costa	Dougherty Valley High	50/61804-00-041	04/14/16	\$ 4,048,034	\$ -
Sanger Unified	Fresno	John Wash	50/62414-00-017	04/25/16	\$ 2,221,535	\$ -
Downey Unified	Los Angeles	Warren High	50/64451-00-013	04/25/16	\$ 1,390,932	\$ -
San Ramon Valley Unified	Contra Costa	Bella Vista Elementary	50/61804-00-040	05/06/16	\$ 10,890,387	\$ -
Chaffey Joint Union High	San Bernardino	Chaffey High	50/67652-00-020	05/12/16	\$ 13,256,842	\$ -
Irvine Unified	Orange	Portola Springs Elementary	50/73650-00-028	06/01/16	\$ 1,421,676	\$ -
Santa Rita Union Elementary	Monterey	Kantro K-8 Site	50/66191-00-008	06/02/16	\$ 1,110,400	\$ 1,110,400
Santa Rita Union Elementary	Monterey	Sbrana K-5 Site	50/66191-00-009	06/02/16	\$ 721,760	\$ 721,760
Sequoia Union High	San Mateo	Sequoia High	50/69062-00-016	06/28/16	\$ 6,806,310	\$ -
Santa Rita Union Elementary	Monterey	Bolsa Knolls Middle	50/66191-00-010	07/01/16	\$ 1,806,969	\$ 1,806,969
Sequoia Union High	San Mateo	Menlo-Atherton High	50/69062-01-007	07/14/16	\$ 5,589,541	\$ -
Alisal Union	Monterey	Frank Paul Elementary	50/65961-00-010	07/18/16	\$ 3,651,342	\$ -
Atwater Elementary	Merced	Thomas Olaeta Elementary	50/65631-00-003	07/22/16	\$ 294,744	\$ -
Atwater Elementary	Merced	Shaffer Elementary	50/65631-00-004	07/22/16	\$ 315,430	\$ -
Elk Grove Unified	Sacramento	Laguna Ridge North Elementary	50/67314-00-046	07/22/16	\$ 14,169,483	\$ -
Bonsall Unified	San Diego	Norman L. Sullivan Middle	50/76851-00-001	07/22/16	\$ 3,649,982	\$ -
William S. Hart Union High	Los Angeles	Canyon High	50/65136-00-011	07/25/16	\$ 2,169,718	\$ -
Fresno Unified	Fresno	Figarden Elementary	50/62166-00-031	07/27/16	\$ 5,565,448	\$ -
Irvine Unified	Orange	Cypress Village Elementary	50/73650-00-029	08/01/16	\$ 876,147	\$ -
Irvine Unified	Orange	PA 5B Elementary	50/73650-00-030	08/01/16	\$ 49,184,798	\$ -
Temple City Unified	Los Angeles	Temple City High	50/65052-00-003	08/02/16	\$ 4,985,620	\$ -
Palm Springs Unified	Riverside	Katherine Finchy Elementary	50/67173-00-006	08/03/16	\$ 419,780	\$ -
Palm Springs Unified	Riverside	Landau Elementary	50/67173-00-007	08/03/16	\$ 1,735,747	\$ -
Palm Springs Unified	Riverside	Rio Vista Elementary	50/67173-00-008	08/03/16	\$ 319,070	\$ -
Palm Springs Unified	Riverside	Sunny Sands Elementary	50/67173-00-009	08/03/16	\$ 773,042	\$ -
Palm Springs Unified	Riverside	Cabot Yerxa Elementary	50/67173-00-010	08/03/16	\$ 356,574	\$ -
Palm Springs Unified	Riverside	Cathedral City Elementary	50/67173-00-011	08/03/16	\$ 695,316	\$ -
Palm Springs Unified	Riverside	Bella Vista Elementary	50/67173-00-012	08/03/16	\$ 531,104	\$ -
Perris Elementary	Riverside	Clearwater Elementary	50/67199-00-012	08/05/16	\$ 13,608,405	\$ -
Bakersfield City Elementary	Kern	Voorhies Elementary	50/63321-00-030	08/11/16	\$ 3,229,377	\$ -
Azusa Unified	Los Angeles	Ellington (Alice M.) Elementary	50/64279-00-001	08/11/16	\$ 70,113	\$ -
Fairfield-Suisun Unified	Solano	Public Safety Academy	50/70540-00-026	08/11/16	\$ 1,885,017	\$ -
Palm Springs Unified	Riverside	Two Bunch Palms Elementary	50/67173-00-013	08/12/16	\$ 334,328	\$ -
Panama-Buena Vista Union	Kern	Sing Lum Elementary	50/63362-00-040	08/15/16	\$ 8,988,375	\$ -
Etiwanda Elementary	San Bernardino	Elementary #13	50/67702-00-015	08/15/16	\$ 15,179,007	\$ -
Guadalupe Union Elementary	Santa Barbara	New Middle	50/69203-00-001	08/15/16	\$ 9,470,146	\$ 9,470,146
Natomas Unified	Sacramento	Bannon Creek Elementary	50/75283-00-016	08/16/16	\$ 5,341,955	\$ -
Burlingame	San Mateo	Burlingame Intermediate	50/68882-00-003	08/18/16	\$ 4,337,469	\$ -
Burlingame	San Mateo	Hoover Elementary	50/68882-00-004	08/18/16	\$ 5,995,695	\$ -
Riverside Unified	Riverside	Riverside STEM Academy	50/67215-00-026	08/24/16	\$ 452,717	\$ -
Riverside Unified	Riverside	Jefferson Elementary	50/67215-00-027	08/24/16	\$ 311,237	\$ -
Riverside Unified	Riverside	Castle View Elementary	50/67215-00-028	08/24/16	\$ 311,237	\$ -

SFP APPLICATIONS
 New Construction and Charter School Facilities Program
 - Workload as of October 31, 2017 -

District	County	Site Name	Application Number	50-04 Date Received	Estimated State Grant (a)	Financial Hardship (b)
Fremont Unified	Alameda	Warm Springs Elementary	50/61176-00-008	08/29/16	\$ 4,143,412	\$ -
Liberty Union High	Contra Costa	Liberty High	50/61721-00-006	09/14/16	\$ 2,748,797	\$ -
Whittier City Elementary	Los Angeles	Wallen L. Andrews Elementary	50/65110-00-009	09/15/16	\$ 2,325,066	\$ -
Whittier City Elementary	Los Angeles	Phelan (Daniel) Elementary	50/65110-00-010	09/16/16	\$ 680,996	\$ -
Kerman Unified	Fresno	Kerman Middle	50/73999-00-008	09/21/16	\$ 296,785	\$ -
Madera Unified	Madera	New K-6 Elementary	50/65243-00-010	09/29/16	\$ 11,445,005	\$ -
Pleasant View Elementary	Tulare	Pleasant View Elementary	50/72058-00-003	09/29/16	\$ 1,805,553	\$ 1,805,553
Capistrano Unified	Orange	San Clemente High	50/66464-00-020	10/25/16	\$ 8,592,144	\$ -
Capistrano Unified	Orange	San Juan Hills High	50/66464-00-021	10/25/16	\$ 8,115,189	\$ -
Pioneer Union Elementary	Kings	Pioneer Elementary	50/63990-00-003	10/26/16	\$ 4,337,647	\$ -
Merced City Elementary	Merced	Peterson Elementary	50/65771-00-021	10/26/16	\$ 713,510	\$ -
Bayshore Elementary	San Mateo	Bayshore Elementary	50/68858-00-001	10/26/16	\$ 2,575,585	\$ -
Los Banos Unified	Merced	Mercey Springs Elementary	50/65755-00-010	10/27/16	\$ 4,733,373	\$ -
Chaffey Joint Union High	San Bernardino	Rancho Cucamonga High	50/67652-00-021	10/27/16	\$ 1,619,213	\$ -
Fresno Unified	Fresno	Turner Elementary	50/62166-00-032	10/28/16	\$ 2,681,414	\$ -
Sanger Unified	Fresno	Sanger Academy Charter	50/62414-00-018	10/28/16	\$ 1,519,111	\$ -
Manteca Unified	San Joaquin	Shasta Elementary	50/68593-00-024	10/28/16	\$ 2,210,445	\$ -
Manteca Unified	San Joaquin	Lathrop Elementary	50/68593-00-025	10/28/16	\$ 2,782,724	\$ -
Manteca Unified	San Joaquin	Sequoia Elementary	50/68593-00-026	10/28/16	\$ 2,302,306	\$ -
Central Union High	Imperial	Phoenix Rising High	50/63115-00-001	10/31/16	\$ 469,996	\$ -
Heber Elementary	Imperial	Dogwood Elementary	50/63131-00-005	10/31/16	\$ 1,938,209	\$ 1,938,209
Sequoia Union High	San Mateo	Menlo-Atherton High	50/69062-00-017	10/31/16	\$ 3,032,044	\$ -
Ceres Unified	Stanislaus	Ceres High	50/71043-00-033	10/31/16	\$ 1,529,877	\$ -
Windsor Unified	Sonoma	Windsor Oaks Academy	50/75358-00-016	10/31/16	\$ 2,167,755	\$ -
Dinuba Unified	Tulare	New High	50/75531-00-006	10/31/16	\$ 5,179,575	\$ 5,179,575
Lancaster Elementary	Los Angeles	Endeavour Middle	50/64667-00-010	11/01/16	\$ 1,402,297	\$ -
Tipton Elementary	Tulare	Tipton Elementary	50/72215-00-002	11/22/16	\$ 2,548,113	\$ 2,548,113
Long Beach Unified	Los Angeles	Browning High	50/64725-00-019	12/12/16	\$ 14,094,276	\$ -
Santa Maria-Bonita	Santa Barbara	Ida Redmond Taylor Elementary	50/69120-00-020	12/19/16	\$ 1,732,224	\$ -
Santa Maria-Bonita	Santa Barbara	Liberty Elementary	50/69120-00-021	12/19/16	\$ 1,732,224	\$ -
William S. Hart Union High	Los Angeles	Castaic High	50/65136-00-012	12/29/16	\$ 64,405,723	\$ -
Folsom-Cordova Unified	Sacramento	Sundahl (Carl H.) Elementary	50/67330-21-009	01/06/17	\$ 6,088,796	\$ -
Greenfield Union Elementary	Monterey	Apple Avenue Elementary	50/66035-00-002	01/07/17	\$ 2,345,428	\$ 2,345,428
Corcoran Joint Unified	Kings	John Muir Middle	50/63891-00-001	01/13/17	\$ 750,830	\$ -
Natomas Unified	Sacramento	Westlake K-8 Charter	50/75283-00-017	01/13/17	\$ 17,136,100	\$ -
Perris Union High	Riverside	High School #4	50/67207-00-010	01/19/17	\$ 51,487,315	\$ -
Pacific Elementary	Santa Cruz	Pacific Elementary	50/69781-00-001	01/20/17	\$ 111,040	\$ 111,040
Pacific Elementary	Santa Cruz	Pacific Elementary	50/69781-00-002	01/20/17	\$ 111,040	\$ 111,040
Arvin Union Elementary	Kern	Sierra Vista Elementary	50/63313-00-003	01/26/17	\$ 3,734,020	\$ -
Visalia Unified	Tulare	Riverway Elementary	50/72256-00-030	01/26/17	\$ 11,114,715	\$ -
Natomas Unified	Sacramento	Heron Elementary	50/75283-00-018	02/03/17	\$ 3,124,919	\$ -
Natomas Unified	Sacramento	Discovery High	50/75283-00-019	02/03/17	\$ 518,124	\$ -

SFP APPLICATIONS
New Construction and Charter School Facilities Program
- Workload as of October 31, 2017 -

District	County	Site Name	Application Number	50-04 Date Received	Estimated State Grant (a)	Financial Hardship (b)
Pomona Unified	Los Angeles	Philadelphia Elementary	50/64907-00-032	02/06/17	\$ 2,330,783	\$ -
Corcoran Joint Unified	Kings	Mark Twain Elementary	50/63891-00-002	02/07/17	\$ 1,327,950	\$ -
Los Molinos Unified	Tehama	Los Molinos Elementary	50/71571-00-001	02/07/17	\$ 553,824	\$ 553,824
Stockton Unified	San Joaquin	El Dorado Elementary	50/68676-04-002	02/09/17	\$ 423,811	\$ -
Sequoia Union Elementary	Tulare	Sequoia Elementary	50/72116-00-002	02/24/17	\$ 427,885	\$ 427,885
Jurupa Unified	Riverside	New K-8 School #5	50/67090-00-012	03/07/17	\$ 15,507,131	\$ -
William S. Hart Union High	Los Angeles	Saugus High	50/65136-00-013	03/10/17	\$ 1,505,563	\$ -
Buena Vista Elementary	Tulare	Buena Vista Elementary	50/71829-00-003	03/15/17	\$ 2,966,043	\$ 2,966,043
Capistrano Unified	Orange	Esencia K-8	50/66464-00-022	03/22/17	\$ 35,047,431	\$ -
Los Angeles Unified	Los Angeles	Vaughn Elementary School Arts Center	54/64733-00-098**	04/12/17	\$ -	\$ -
Los Angeles Unified	Los Angeles	Vaughn Middle School Arts Center	54/64733-00-099**	04/12/17	\$ -	\$ -
Los Angeles Unified	Los Angeles	Vaughn High School Arts Center	54/64733-00-100**	04/12/17	\$ -	\$ -
Scotts Valley Unified	Santa Cruz	Scotts Valley Middle	50/75432-00-001	04/20/17	\$ 5,317,001	\$ -
Orange Unified	Orange	El Rancho Charter	54/**	04/20/17	\$ -	\$ -
Downey Unified	Los Angeles	Stauffer Middle	50/64451-00-014	04/21/17	\$ 2,784,640	\$ -
Elk Grove Unified	Sacramento	East Franklin Elementary	50/67314-00-047	04/24/17	\$ 14,783,137	\$ -
Chula Vista Elementary	San Diego	Saburo Muraoka Elementary	50/68023-00-012	04/26/17	\$ 17,912,631	\$ -
Capistrano Unified	Orange	Tesoro High	50/66464-00-023	05/05/17	\$ 7,841,392	\$ -
Brittan Elementary	Sutter	Brittan Elementary	50/71357-00-002	05/05/17	\$ 4,097,432	\$ 4,097,432
Downey Unified	Los Angeles	Stauffer Middle	50/64451-00-015	05/08/17	\$ 2,332,553	\$ -
Kern High	Kern	Foothill High	50/63529-00-009	05/17/17	\$ 968,944	\$ -
San Diego Unified	San Diego	Health Sciences High and Middle College	54/**	05/18/17	\$ -	\$ -
San Diego Unified	San Diego	Innovations Academy	54/**	05/18/17	\$ -	\$ -
San Diego Unified	San Diego	Museum School	54/**	05/18/17	\$ -	\$ -
San Diego Unified	San Diego	San Diego Cooperative Charter School	54/**	05/18/17	\$ -	\$ -
San Diego Unified	San Diego	San Diego Global Vision Academy	54/**	05/18/17	\$ -	\$ -
San Diego Unified	San Diego	America's Finest Charter School	54/68338-00-003**	05/18/17	\$ -	\$ -
Natomas Unified	Sacramento	Westlake K-8 Charter	54/**	05/22/17	\$ -	\$ -
Vallejo Unified	Solano	MIT Academy Middle School	54/70581-00-004**	05/22/17	\$ -	\$ -
Vallejo Unified	Solano	MIT Academy Middle School	54/70581-00-005**	05/22/17	\$ -	\$ -
Vallejo Unified	Solano	MIT Academy High School	54/70581-00-006**	05/22/17	\$ -	\$ -
Vallejo Unified	Solano	MIT Academy High School	54/70581-00-007**	05/22/17	\$ -	\$ -
Natomas Unified	Sacramento	NP3 Middle School	54/**	05/25/17	\$ -	\$ -
Natomas Unified	Sacramento	NP3 Middle School	54/**	05/25/17	\$ -	\$ -
Windsor Unified	Sonoma	Cali Calmecac Language Academy	54/**	05/25/17	\$ -	\$ -
Windsor Unified	Sonoma	Cali Calmecac Language Academy	54/**	05/25/17	\$ -	\$ -
Oakland Unified	Alameda	Oakland Unity High	54/**	05/26/17	\$ -	\$ -
Natomas Unified	Sacramento	NP3 Elementary School (Rehab)	54/**	05/26/17	\$ -	\$ -
Twin Hills Union Elementary	Sonoma	Twin Hills Charter Middle School	54/**	05/26/17	\$ -	\$ -
Ventura Unified	Ventura	Ventura Charter School	54/**	05/26/17	\$ -	\$ -
Oakland Unified	Alameda	LPS Oakland R & D (at Castlemont)	54/61259-09-008**	05/26/17	\$ -	\$ -
Oakland Unified	Alameda	LPS Oakland R & D (at Castlemont)	54/61259-09-009**	05/26/17	\$ -	\$ -

SFP APPLICATIONS
New Construction and Charter School Facilities Program
- Workload as of October 31, 2017 -

District	County	Site Name	Application Number	50-04 Date Received	Estimated State Grant (a)	Financial Hardship (b)
Oakland Unified	Alameda	Yu Ming Charter School (Herzog)	54/61259-12-005**	05/26/17	\$ -	\$ -
Oakland Unified	Alameda	Yu Ming Charter School (Herzog)	54/61259-12-006**	05/26/17	\$ -	\$ -
Los Angeles Unified	Los Angeles	Bright Star Secondary Charter Acadmey	54/**	05/30/17	\$ -	\$ -
Los Angeles Unified	Los Angeles	Palisades Charter High School	54/**	05/30/17	\$ -	\$ -
Los Angeles Unified	Los Angeles	Rise Kohyang High School	54/**	05/30/17	\$ -	\$ -
Los Angeles Unified	Los Angeles	Rise Kohyang Middle School	54/**	05/30/17	\$ -	\$ -
Los Angeles Unified	Los Angeles	Stella Elementary Charter Academy	54/**	05/30/17	\$ -	\$ -
Los Angeles Unified	Los Angeles	Stella Middle Charter Academy	54/**	05/30/17	\$ -	\$ -
Los Angeles Unified	Los Angeles	Synergy Charter Academy (6-8)	54/**	05/30/17	\$ -	\$ -
Los Angeles Unified	Los Angeles	Synergy Charter Academy (9-12)	54/**	05/30/17	\$ -	\$ -
Los Angeles Unified	Los Angeles	Synergy Charter Academy (K-5)	54/**	05/30/17	\$ -	\$ -
Los Angeles Unified	Los Angeles	Valor Academy Elementary School	54/**	05/30/17	\$ -	\$ -
Chico Unified	Butte	Inspire School of Arts and Sciences	54/61424-00-006**	05/30/17	\$ -	\$ -
Chico Unified	Butte	Inspire School of Arts and Sciences	54/61424-00-007**	05/30/17	\$ -	\$ -
Los Angeles Unified	Los Angeles	Birmingham Community Charter High	54/**	05/31/17	\$ -	\$ -
Los Angeles Unified	Los Angeles	New Heights Charter School	54/**	05/31/17	\$ -	\$ -
Oakland Unified	Alameda	Aspire College Academy	54/**	06/01/17	\$ -	\$ -
Los Angeles Unified	Los Angeles	Aspire Centennial College Preparatory	54/**	06/01/17	\$ -	\$ -
Los Angeles Unified	Los Angeles	Libertas College Prep	54/**	06/01/17	\$ -	\$ -
Chawanakee Unified	Madera	Minarets Charter High School	54/**	06/01/17	\$ -	\$ -
Grass Valley Elementary	Nevada	Nevada City School of the Arts	54/**	06/01/17	\$ -	\$ -
Sacramento City Unified	Sacramento	Aspire Capitol Heights Academy	54/**	06/01/17	\$ -	\$ -
Stockton Unified	San Joaquin	Aspire APEX Academy	54/**	06/01/17	\$ -	\$ -
San Luis Coastal Unified	San Luis Obispo	Bellevue Santa Fe Charter School	54/68809-00-001**	06/01/17	\$ -	\$ -
Lompoc Unified	Santa Barbara	Manzanita Public Charter	54/69229-00-001**	06/01/17	\$ -	\$ -
Lompoc Unified	Santa Barbara	Manzanita Public Charter	54/69229-00-002**	06/01/17	\$ -	\$ -
Oakland Unified	Alameda	Aspire Berkeley Maynard	54/**	06/02/17	\$ -	\$ -
Camio Unified	El Dorado	Camino Science and Natural Resources Charter	54/**	06/02/17	\$ -	\$ -
Camio Unified	El Dorado	Camino Science and Natural Resources Charter	54/**	06/02/17	\$ -	\$ -
Los Angeles Unified	Los Angeles	USC College Prep Blue Campus	54/**	06/02/17	\$ -	\$ -
Los Angeles Unified	Los Angeles	USC College Prep Orange Campus	54/**	06/02/17	\$ -	\$ -
San Diego Unified	San Diego	Albert Einstein Charter Elementary	54/**	06/02/17	\$ -	\$ -
San Diego Unified	San Diego	Gompers Preparatory Academy	54/**	06/02/17	\$ -	\$ -
San Carlos Elementary	San Mateo	Charter Learning Center	54/**	06/02/17	\$ -	\$ -
San Carlos Elementary	San Mateo	Charter Learning Center	54/**	06/02/17	\$ -	\$ -
San Diego Unified	San Diego	O'Farrell Community School	54/68338-00-008**	06/02/17	\$ -	\$ -
Hayward Unified	Alameda	Silver Oak High	54/**	06/05/17	\$ -	\$ -
Oakland Unified	Alameda	American Indian Public High	54/**	06/05/17	\$ -	\$ -
Oakland Unified	Alameda	Envision Education - Envision Academy of Arts an	54/**	06/05/17	\$ -	\$ -
Oakland Unified	Alameda	Oakland School for the Arts	54/**	06/05/17	\$ -	\$ -
Oakland Unified	Alameda	Roses in Concrete Community School	54/**	06/05/17	\$ -	\$ -
Oakland Unified	Alameda	Urban Montessori Charter	54/**	06/05/17	\$ -	\$ -

SFP APPLICATIONS
New Construction and Charter School Facilities Program
- Workload as of October 31, 2017 -

District	County	Site Name	Application Number	50-04 Date Received	Estimated State Grant (a)	Financial Hardship (b)
Oroville City Elementary	Butte	STREAM Charter	54/**	06/05/17	\$ -	\$ -
Clovis Unified	Fresno	Clovis Online Charter	54/**	06/05/17	\$ -	\$ -
Clovis Unified	Fresno	Clovis Online Charter	54/**	06/05/17	\$ -	\$ -
Clovis Unified	Fresno	Clovis Online Charter	54/**	06/05/17	\$ -	\$ -
Clovis Unified	Fresno	Clovis Online Charter	54/**	06/05/17	\$ -	\$ -
Kings Canyon Unified	Fresno	Reedley Middle College High	54/**	06/05/17	\$ -	\$ -
Sanger Unified	Fresno	Hallmark Charter	54/**	06/05/17	\$ -	\$ -
Sanger Unified	Fresno	Hallmark Charter	54/**	06/05/17	\$ -	\$ -
Imperial County Office of Education	Imperial	Imperial Pathways Charter - Del Rio Campus	54/**	06/05/17	\$ -	\$ -
Imperial County Office of Education	Imperial	Imperial Pathways Charter - Valley Campus	54/**	06/05/17	\$ -	\$ -
Lemoore Union High	Kings	Lemoore Middle College High	54/**	06/05/17	\$ -	\$ -
Inglewood Unified	Los Angeles	Today's Fresh Start - Inglewood	54/**	06/05/17	\$ -	\$ -
Long Beach Unified	Los Angeles	Intellectual Virtues Academy High	54/**	06/05/17	\$ -	\$ -
Los Angeles Unified	Los Angeles	Academia Avance	54/**	06/05/17	\$ -	\$ -
Los Angeles Unified	Los Angeles	Citizens of the World 2 (Silver Lake)	54/**	06/05/17	\$ -	\$ -
Los Angeles Unified	Los Angeles	Citizens of the World 3 (Mar Vista)	54/**	06/05/17	\$ -	\$ -
Los Angeles Unified	Los Angeles	Citizens of the World Hollywood Charter	54/**	06/05/17	\$ -	\$ -
Los Angeles Unified	Los Angeles	City Charter	54/**	06/05/17	\$ -	\$ -
Los Angeles Unified	Los Angeles	Colfax Elementary	54/**	06/05/17	\$ -	\$ -
Los Angeles Unified	Los Angeles	Extera Public Schools #1	54/**	06/05/17	\$ -	\$ -
Los Angeles Unified	Los Angeles	Extera Public Schools #2	54/**	06/05/17	\$ -	\$ -
Los Angeles Unified	Los Angeles	Gabriella Charter	54/**	06/05/17	\$ -	\$ -
Los Angeles Unified	Los Angeles	Gabriella Charter #2	54/**	06/05/17	\$ -	\$ -
Los Angeles Unified	Los Angeles	Granada Hills Charter	54/**	06/05/17	\$ -	\$ -
Los Angeles Unified	Los Angeles	Granada Hills Charter Devonshire Campus	54/**	06/05/17	\$ -	\$ -
Los Angeles Unified	Los Angeles	Granada Hills Charter New Media Center	54/**	06/05/17	\$ -	\$ -
Los Angeles Unified	Los Angeles	Grover Cleaveland Charter High	54/**	06/05/17	\$ -	\$ -
Los Angeles Unified	Los Angeles	ICEF Inglewood Elementary Charter	54/**	06/05/17	\$ -	\$ -
Los Angeles Unified	Los Angeles	ICEF Inglewood Middle Charter	54/**	06/05/17	\$ -	\$ -
Los Angeles Unified	Los Angeles	ICEF Vista Elementary Charter Academy	54/**	06/05/17	\$ -	\$ -
Los Angeles Unified	Los Angeles	ICEF Vista Middle Charter Academy	54/**	06/05/17	\$ -	\$ -
Los Angeles Unified	Los Angeles	LA Promise Fund High	54/**	06/05/17	\$ -	\$ -
Los Angeles Unified	Los Angeles	Magnolia Science Academy - 2	54/**	06/05/17	\$ -	\$ -
Los Angeles Unified	Los Angeles	Magnolia Science Academy - 3	54/**	06/05/17	\$ -	\$ -
Los Angeles Unified	Los Angeles	Magnolia Science Academy - 5	54/**	06/05/17	\$ -	\$ -
Los Angeles Unified	Los Angeles	Marquez Charter	54/**	06/05/17	\$ -	\$ -
Los Angeles Unified	Los Angeles	Taft Charter High	54/**	06/05/17	\$ -	\$ -
Los Angeles Unified	Los Angeles	Today's Fresh Start - Compton	54/**	06/05/17	\$ -	\$ -
Los Angeles Unified	Los Angeles	Westside Innovative School House Charter Comm	54/**	06/05/17	\$ -	\$ -
Los Angeles Unified	Los Angeles	Westside Innovative School House Charter High	54/**	06/05/17	\$ -	\$ -
Napa Valley Unified	Napa	River Charter	54/**	06/05/17	\$ -	\$ -
Napa Valley Unified	Napa	River Charter	54/**	06/05/17	\$ -	\$ -

SFP APPLICATIONS
New Construction and Charter School Facilities Program
- Workload as of October 31, 2017 -

District	County	Site Name	Application Number	50-04 Date Received	Estimated State Grant (a)	Financial Hardship (b)
Napa Valley Unified	Napa	Stone Bridge Charter	54/**	06/05/17	\$ -	\$ -
Grass Valley	Nevada	Grass Valley Charter	54/**	06/05/17	\$ -	\$ -
Grass Valley	Nevada	Grass Valley Charter	54/**	06/05/17	\$ -	\$ -
Perris Elementary	Riverside	Innovative Horizons Charter School at Nan Sande	54/**	06/05/17	\$ -	\$ -
Perris Elementary	Riverside	Innovative Horizons Charter School at Nan Sande	54/**	06/05/17	\$ -	\$ -
Riverside County Office of Education	Riverside	Riverside County Education Academy	54/**	06/05/17	\$ -	\$ -
Elk Grove Unified	Sacramento	Elk Grove Charter School Addition	54/**	06/05/17	\$ -	\$ -
Sacramento City Unified	Sacramento	Capitol Collegiate Academy	54/**	06/05/17	\$ -	\$ -
San Juan Unified	Sacramento	Golden Valley Orchard Charter	54/**	06/05/17	\$ -	\$ -
San Juan Unified	Sacramento	Golden Valley River Charter	54/**	06/05/17	\$ -	\$ -
Twin Rivers Unified	Sacramento	Creative Connections Arts Academy	54/**	06/05/17	\$ -	\$ -
Twin Rivers Unified	Sacramento	Creative Connections Arts Academy	54/**	06/05/17	\$ -	\$ -
Twin Rivers Unified	Sacramento	Smythe Academy	54/**	06/05/17	\$ -	\$ -
Twin Rivers Unified	Sacramento	Smythe Academy	54/**	06/05/17	\$ -	\$ -
Twin Rivers Unified	Sacramento	Westside Prep Academy	54/**	06/05/17	\$ -	\$ -
Twin Rivers Unified	Sacramento	Westside Prep Academy	54/**	06/05/17	\$ -	\$ -
Hollister	San Benito	Navigator Schools - Hollister Prep	54/**	06/05/17	\$ -	\$ -
Hollister	San Benito	Navigator Schools - Hollister Prep	54/**	06/05/17	\$ -	\$ -
San Bernardino City Unified	San Bernardino	SOAR Charter Academy	54/**	06/05/17	\$ -	\$ -
Chula Vista Elementary	San Diego	Arroyo Vista Charter	54/**	06/05/17	\$ -	\$ -
Chula Vista Elementary	San Diego	Chula Vista Learning Community	54/**	06/05/17	\$ -	\$ -
Chula Vista Elementary	San Diego	Chula Vista Learning Community	54/**	06/05/17	\$ -	\$ -
Chula Vista Elementary	San Diego	Discovery Charter	54/**	06/05/17	\$ -	\$ -
Chula Vista Elementary	San Diego	Discovery Charter	54/**	06/05/17	\$ -	\$ -
Chula Vista Elementary	San Diego	Feaster Charter	54/**	06/05/17	\$ -	\$ -
Chula Vista Elementary	San Diego	Feaster Charter	54/**	06/05/17	\$ -	\$ -
Chula Vista Elementary	San Diego	Mueller Charter	54/**	06/05/17	\$ -	\$ -
Chula Vista Elementary	San Diego	Mueller Charter	54/**	06/05/17	\$ -	\$ -
Grossmont Union High	San Diego	Liberty Charter High	54/**	06/05/17	\$ -	\$ -
San Diego Unified	San Diego	Magnolia Science Academy - San Diego	54/**	06/05/17	\$ -	\$ -
South Bay Union	San Diego	Nestor Charter	54/**	06/05/17	\$ -	\$ -
San Francisco Unified	San Francisco	Creative Arts	54/**	06/05/17	\$ -	\$ -
San Francisco Unified	San Francisco	Creative Arts	54/**	06/05/17	\$ -	\$ -
New Jerusalem Elementary	San Joaquin	Delta Charter	54/**	06/05/17	\$ -	\$ -
Tracy Unified	San Joaquin	Tracy Learning Center - Discovery Charter	54/**	06/05/17	\$ -	\$ -
East Side Union High	Santa Clara	Alpha Public Schools - Cindy Avitia High School	54/**	06/05/17	\$ -	\$ -
Gilroy Unified	Santa Clara	Navigator Schools - Gilroy Prep	54/**	06/05/17	\$ -	\$ -
Pajaro Valley Unified	Santa Cruz	Delta Charter High at Cabrillo College	54/**	06/05/17	\$ -	\$ -
Enterprise Elementary	Shasta	Pace Academy	54/**	06/05/17	\$ -	\$ -
Enterprise Elementary	Shasta	Pace Academy	54/**	06/05/17	\$ -	\$ -
Old Adobe Union	Sonoma	Loma Vista Immersion Academy	54/**	06/05/17	\$ -	\$ -
Old Adobe Union	Sonoma	Old Adobe Charter	54/**	06/05/17	\$ -	\$ -

SFP APPLICATIONS
New Construction and Charter School Facilities Program
- Workload as of October 31, 2017 -

District	County	Site Name	Application Number	50-04 Date Received	Estimated State Grant (a)	Financial Hardship (b)
Petaluma City Elementary	Sonoma	Live Oak Charter	54/**	06/05/17	\$ -	\$ -
Sebastopol Union	Sonoma	Sebastopol Independent Charter	54/**	06/05/17	\$ -	\$ -
Visalia Unified	Tulare	Sycamore Valley Academy	54/**	06/05/17	\$ -	\$ -
Visalia Unified	Tulare	Sycamore Valley Academy	54/**	06/05/17	\$ -	\$ -
Hayward Unified	Alameda	Golden Oak Montessori of Hayward	54/61192-01-001**	06/05/17	\$ -	\$ -
Hayward Unified	Alameda	Golden Oak Montessori of Hayward	54/61192-01-002**	06/05/17	\$ -	\$ -
Hayward Unified	Alameda	Leadership Public Schools Hayward	54/61192-01-003**	06/05/17	\$ -	\$ -
Hayward Unified	Alameda	Leadership Public Schools Hayward	54/61192-01-004**	06/05/17	\$ -	\$ -
Oakland Unified	Alameda	Education for Change - Achieve Academy	54/61259-00-006**	06/05/17	\$ -	\$ -
Oakland Unified	Alameda	Urban Montessori Charter	54/61259-00-009**	06/05/17	\$ -	\$ -
San Lorenzo Unified	Alameda	KIPP Bridge Academy	54/61259-00-010**	06/05/17	\$ -	\$ -
Oakland Unified	Alameda	East Bay Innovation Academy	54/61259-09-006**	06/05/17	\$ -	\$ -
Oakland Unified	Alameda	East Bay Innovation Academy	54/61259-09-007**	06/05/17	\$ -	\$ -
Oakland Unified	Alameda	Lighthouse Community Charter - Lodestar	54/61259-09-010**	06/05/17	\$ -	\$ -
Oakland Unified	Alameda	Lighthouse Community Charter - Lodestar	54/61259-09-011**	06/05/17	\$ -	\$ -
Oakland Unified	Alameda	Education for Change - Lazear Academy	54/61259-13-003**	06/05/17	\$ -	\$ -
Oakland Unified	Alameda	Education for Change - Lazear Academy	54/61259-13-004**	06/05/17	\$ -	\$ -
Oakland Unified	Alameda	Roses in Concrete Community School	54/61295-00-005**	06/05/17	\$ -	\$ -
San Lorenzo Unified	Alameda	KIPP Summit Academy	54/61309-00-003**	06/05/17	\$ -	\$ -
West Contra Costa Unified	Contra Costa	Caliber - Beta Academy	54/61796-04-001**	06/05/17	\$ -	\$ -
West Contra Costa Unified	Contra Costa	Caliber - Beta Academy	54/61796-04-002**	06/05/17	\$ -	\$ -
Mariposa County Unified	Mariposa	Sierra Foothill Charter	54/65532-00-001**	06/05/17	\$ -	\$ -
Sacramento City Unified	Sacramento	St. Hope Public School 7 Elementary	54/67439-00-007**	06/05/17	\$ -	\$ -
Sacramento City Unified	Sacramento	St. Hope Public School 7 Elementary	54/67439-00-008**	06/05/17	\$ -	\$ -
San Juan Unified	Sacramento	Gateway International School	54/67447-00-005**	06/05/17	\$ -	\$ -
San Juan Unified	Sacramento	California Montessori Project - San Juan Campus	54/67447-00-006**	06/05/17	\$ -	\$ -
San Juan Unified	Sacramento	California Montessori Project - San Juan Campus	54/67447-00-007**	06/05/17	\$ -	\$ -
Cajon Valley Union	San Diego	EJE Elementary Academy Charter	54/67991-00-001**	06/05/17	\$ -	\$ -
Cajon Valley Union	San Diego	EJE Middle Academy Charter	54/67991-00-002**	06/05/17	\$ -	\$ -
Cajon Valley Union	San Diego	EJE Middle Academy Charter	54/67991-00-003**	06/05/17	\$ -	\$ -
Chula Vista Elementary	San Diego	Leonardo da Vinci Health Sciences Charter	54/68023-00-002**	06/05/17	\$ -	\$ -
East Side Union High	Santa Clara	Luis Valdez Leadership Academy	54/69427-00-005**	06/05/17	\$ -	\$ -
East Side Union High	Santa Clara	Luis Valdez Leadership Academy	54/69427-00-006**	06/05/17	\$ -	\$ -
Morgan Hill Unified	Santa Clara	Charter School of Morgan Hill	54/69583-00-002**	06/05/17	\$ -	\$ -
Visalia Unified	Tulare	Blue Oak Academy	54/72256-00-001**	06/05/17	\$ -	\$ -
Visalia Unified	Tulare	Blue Oak Academy	54/72256-00-002**	06/05/17	\$ -	\$ -
Washington Unified	Yolo	Washington Middle College High	54/72694-00-003**	06/05/17	\$ -	\$ -
Tracy Unified	San Joaquin	Tracy Learning Center - Primary Charter	54/75499-00-005**	06/05/17	\$ -	\$ -
Lammersville Joint Unified	San Joaquin	Peter Hansen Elementary	50/76760-00-007	06/07/17	\$ 11,873,345	\$ -
Ackerman Elementary	Placer	Bowman Elementary	50/66761-00-003	06/16/17	\$ 1,068,193	\$ -
Standard Elementary	Kern	Standard Middle	50/63792-00-002	06/22/17	\$ 2,065,579	\$ -
Farmersville Unified	Tulare	Farmersville High	50/75325-00-008	06/23/17	\$ 1,926,790	\$ 1,926,790

SFP APPLICATIONS
New Construction and Charter School Facilities Program
- Workload as of October 31, 2017 -

District	County	Site Name	Application Number	50-04 Date Received	Estimated State Grant (a)	Financial Hardship (b)
Imperial Unified	Imperial	Cross Elementary	50/63164-00-006	07/03/17	\$ 11,889,879	\$ -
Palm Springs Unified	Riverside	Agua Caliente Elementary	50/67173-00-014	07/06/17	\$ 4,873,871	\$ -
Pierce Joint Unified	Colusa	Pierce High	50/61614-00-004	07/07/17	\$ 1,480,857	\$ -
Jurupa Unified	Riverside	Sunnyslope Elementary	50/67090-00-013	07/12/17	\$ 2,722,065	\$ -
Oxnard Elementary	Ventura	Lemonwood Elementary	50/72538-00-013	07/19/17	\$ 12,225,183	\$ -
Sacramento County Office of Education	Sacramento	New Community School	50/10348-00-003	07/25/17	\$ 404,846	\$ 404,846
Dublin Unified	Alameda	Dougherty Elementary	50/75093-00-011	07/28/17	\$ 1,998,741	\$ -
Poway Unified	San Diego	Stone Ranch Elementary	50/68296-00-022	08/01/17	\$ 6,508,805	\$ -
Riverside Unified	Riverside	John F. Kennedy Elementary	50/67215-00-029	08/02/17	\$ 315,887	\$ -
Riverside Unified	Riverside	Emerson Elementary	50/67215-00-030	08/02/17	\$ 315,887	\$ -
Chawanakee Unified	Madera	Hillside Elementary	50/75606-00-002	08/02/17	\$ 12,565,858	\$ -
Menifee Union Elementary	Riverside	Elementary School #10	50/67116-00-014	08/03/17	\$ 14,544,346	\$ -
Sequoia Union High	San Mateo	Redwood High	50/69062-00-018	08/03/17	\$ 2,218,255	\$ -
Irvine Unified	Orange	Portola Springs Elementary	50/73650-00-031	08/03/17	\$ 948,994	\$ -
Dublin Unified	Alameda	Cottonwood Creek Elementary	50/75093-00-012	08/07/17	\$ 22,789,083	\$ -
Corona-Norco Unified	Riverside	Augustine Ramirez Intermediate	50/67033-00-040	08/08/17	\$ 1,009,935	\$ -
William S. Hart Union High	Los Angeles	Placerita Junior High	50/65136-00-014	08/09/17	\$ 2,890,803	\$ -
Fallbrook Union Elementary	San Diego	Mary Fay Pendelton Elementary	51/68114-00-003*	08/09/17	\$ 643,685	\$ -
Alisal Union	Monterey	Fremont Elementary	50/65961-00-011	08/10/17	\$ 7,231,447	\$ -
Hesperia Unified	San Bernardino	Maple Elementary	50/75044-00-035	08/10/17	\$ 648,182	\$ -
Murrieta Valley Unified	Riverside	Vista Murrieta High	50/75200-00-024	08/11/17	\$ 5,794,403	\$ -
Porterville Unified	Tulare	Porterville High	50/75523-00-008	08/11/17	\$ 906,565	\$ -
Porterville Unified	Tulare	Monache High	50/75523-00-009	08/11/17	\$ 2,525,778	\$ -
Lamont Elementary	Kern	Myrtle Avenue Elementary	50/63560-00-001	08/14/17	\$ 248,990	\$ -
Western Placer Unified	Placer	Lincoln High	50/66951-00-009	08/14/17	\$ 2,965,340	\$ -
Sanger Unified	Fresno	Ronald W. Reagan Elementary	50/62414-00-019	08/15/17	\$ 576,555	\$ -
Sanger Unified	Fresno	Sequoia Elementary	50/62414-00-020	08/15/17	\$ 972,351	\$ -
Sanger Unified	Fresno	Washington Academic Middle	50/62414-00-021	08/15/17	\$ 83,348	\$ -
Bakersfield City Elementary	Kern	Voorhies Elementary	50/63321-00-031	08/15/17	\$ 1,330,267	\$ -
Escondido Union Elementary	San Diego	Mission Middle	50/68098-00-007	08/15/17	\$ 3,500,559	\$ -
Old Adobe Union Elementary	Sonoma	Old Adobe Elementary	50/70847-00-002	08/15/17	\$ 685,471	\$ -
Old Adobe Union Elementary	Sonoma	Loma Vista Immersion Academy	50/70847-00-003	08/15/17	\$ 1,363,324	\$ -
Natomas Unified	Sacramento	Natomas Park Elementary	50/75283-00-020	08/15/17	\$ 3,086,656	\$ -
Martinez Unified	Contra Costa	Alhambra Senior High	50/61739-00-003	08/16/17	\$ 2,742,337	\$ -
Escondido Union	San Diego	Quantum Academy	50/68098-00-008	08/16/17	\$ 1,410,545	\$ -
Fremont Unified	Alameda	Brookvale Elementary	50/61176-00-009	08/17/17	\$ 2,518,817	\$ -
Fremont Unified	Alameda	Patterson Elementary	50/61176-00-010	08/17/17	\$ 2,526,392	\$ -
Alameda City Unified	Alameda	Frank Otis Elementary	50/61119-00-001	08/18/17	\$ 2,195,724	\$ -
McCabe Union Elementary	Imperial	Corfman Middle	50/63180-00-004	08/18/17	\$ 706,996	\$ -
Natomas Unified	Sacramento	Natomas Pacific Pathways Prep Middle	50/75283-00-021	08/18/17	\$ 3,948,395	\$ -
Jurupa Unified	Riverside	New K-8 School #5	50/67090-00-014	08/23/17	\$ 3,581,554	\$ -
Placer Union High	Placer	Del Oro High	50/66894-00-006	08/24/17	\$ 14,245,259	\$ -

SFP APPLICATIONS
New Construction and Charter School Facilities Program
- Workload as of October 31, 2017 -

District	County	Site Name	Application Number	50-04 Date Received	Estimated State Grant (a)	Financial Hardship (b)
Cutler-Orosi Joint Unified	Tulare	Orosi High	50/71860-00-006	08/24/17	\$ 3,431,530	\$ -
Irvine Unified	Orange	Rancho San Joaquin Middle	50/73650-00-032	08/24/17	\$ 10,223,148	\$ 10,223,148
Merced City Elementary	Merced	Ada Givens Elementary	50/65771-00-022	08/25/17	\$ 1,205,026	\$ -
Sacramento City Unified	Sacramento	Kit Carson Middle	50/67439-00-004	08/30/17	\$ 1,970,132	\$ -
Capay Joint Union Elementary	Glenn	Capay Joint Union Elementary	50/62554-00-001	09/01/17	\$ 2,070,382	\$ 2,070,382
Palo Verde Union Elementary	Tulare	Palo Verde Elementary	50/72033-00-004	09/01/17	\$ 61,069	\$ 61,069
Irvine Unified	Orange	Heritage Field K-8	50/73650-00-033	09/06/17	\$ 41,372,337	\$ -
Garden Grove Unified	Orange	Pacifica High	51/66522-00-003*	09/06/17	\$ 5,114,968	\$ -
Bakersfield City Elementary	Kern	Stella Hills Elementary	50/63321-00-032	09/14/17	\$ 3,229,025	\$ -
Bakersfield City Elementary	Kern	Evergreen Elementary	50/63321-00-033	09/15/17	\$ 1,457,130	\$ -
Weaver Union	Merced	Weaver Middle	50/65862-00-002	09/15/17	\$ 4,595,737	\$ -
Heber Elementary	Imperial	Heber Elementary	50/63131-00-007	09/18/17	\$ 3,014,314	\$ -
Raymond-Knowles Union Elementary	Madera	Raymond-Knowles Elementary	50/65276-00-001	09/19/17	\$ 197,883	\$ 197,883
Burbank Unified	Los Angeles	Bret Harte Elementary	50/64337-00-003	09/21/17	\$ 630,828	\$ -
Garden Grove Unified	Orange	La Quinta High	51/66522-00-004*	09/25/17	\$ 2,948,162	\$ -
Saugus Union	Los Angeles	West Creek Academy	50/64998-00-019	09/27/17	\$ 3,699,651	\$ -
Maple Elementary	Kern	Maple Elementary	50/63610-00-002	09/29/17	\$ 1,023,481	\$ 1,023,481
Banta Elementary	San Joaquin	Banta Elementary	50/68486-00-003	09/29/17	\$ 196,978	\$ 196,978
Hanford Elementary	Kings	Monroe Elementary	50/63917-00-003	10/03/17	\$ 448,984	\$ -
Greenfield Union Elementary	Monterey	Mary Chapa Literacy and Technology Academy	50/66035-00-003	10/03/17	\$ 749,769	\$ 749,769
Antelope Elementary	Tehama	Antelope Elementary	50/71472-00-001	10/06/17	\$ 38,695	\$ -
Antelope Elementary	Tehama	Antelope Elementary	50/71472-00-002	10/06/17	\$ 38,695	\$ -
Antelope Elementary	Tehama	Antelope Elementary	50/71472-00-003	10/06/17	\$ 38,695	\$ -
Antelope Elementary	Tehama	Antelope Elementary	50/71472-00-004	10/06/17	\$ 218,001	\$ -
Palo Alto Unified	Santa Clara	Henry M. Gunn High	50/69641-00-003	10/11/17	\$ 3,238,427	\$ -
Milpitas Unified	Santa Clara	Mabel Mattos Elementary	50/73387-00-001	10/12/17	\$ 16,845,997	\$ -
Firebaugh-Las Deltas Joint Unified	Fresno	Arthur E. Mills Intermediate	50/73809-00-005	10/12/17	\$ 397,254	\$ -
Panama-Buena Vista Union	Kern	Dolores S. Whitley Elementary	50/63362-00-041	10/16/17	\$ 12,071,259	\$ -
Folsom-Cordova Unified	Sacramento	Sutter Middle	50/67330-21-010	10/16/17	\$ 6,584,059	\$ -
Folsom-Cordova Unified	Sacramento	Oak Chan Elementary	50/67330-21-011	10/16/17	\$ 8,445,042	\$ -
Lancaster Elementary	Los Angeles	Linda Verde Elementary	50/64667-00-011	10/17/17	\$ 1,115,805	\$ -
Southern Humboldt Joint Unified	Humboldt	South Fork Junior - Senior High	50/63040-00-001	10/18/17	\$ 1,360,522	\$ -
Southern Humboldt Joint Unified	Humboldt	Redway Elementary	50/63040-00-002	10/18/17	\$ 896,296	\$ -
Greenfield Union Elementary	Monterey	Apple Avenue Elementary	50/66035-00-002	10/19/17	\$ 9,381,712	\$ 9,381,712
Central Unified	Fresno	Hahn Phan Tilley	50/73965-00-019	10/23/17	\$ 11,679,644	\$ -
Hollister Elementary	San Benito	Santana Ranch Elementary TK-8	50/67470-00-003	10/26/17	\$ 2,061,901	\$ 2,061,901
Santa Paula Unified	Ventura	East Area 1	50/76828-00-001	10/27/17	\$ 24,572,839	\$ -
Fremont Unified	Alameda	Lila Bringham Elementary	50/61176-00-011	10/31/17	\$ 32,667,294	\$ -
San Benito High	San Benito	San Benito High	50/67538-00-002	10/31/17	\$ 5,002,975	\$ -
San Marcos Unified	San Diego	Alvin M Dunn Elementary	50/73791-00-016	10/31/17	\$ 8,926,096	\$ -
Dinuba Unified	Tulare	New High	50/75531-00-007	10/31/17	\$ 1,195,768	\$ 1,195,768
Wiseburn Unified	Los Angeles	Wiseburn High	50/76869-00-001	10/31/17	\$ 963,069	\$ -

SFP APPLICATIONS
 New Construction and Charter School Facilities Program
 - Workload as of October 31, 2017 -

District	County	Site Name	Application Number	50-04 Date Received	Estimated State Grant (a)	Financial Hardship (b)
					\$ 1,881,904,878	\$ 130,217,947
					\$	2,012,122,826

NEW CONSTRUCTION FUNDING SUB-TOTALS	\$ 1,873,198,063	\$ 130,217,947
NEW CONSTRUCTION FACILITY HARDSHIP - NON SEISMIC	\$ -	\$ -
NEW CONSTRUCTION FACILITY HARDSHIP - SEISMIC	\$ 8,706,815	\$ -
CHARTER TOTAL	\$ -	\$ -
OVERCROWDED RELIEF GRANT TOTAL	\$ -	\$ -

(a) Represents estimated state share of project including excessive cost grants. Amounts shown have not been reviewed by OPSC for compliance with all School Facility Program

(b) Represents estimated financial hardship. Amounts shown have not been reviewed by OPSC for compliance with all School Facility Program requirements.

*Facility Hardship project requesting Seismic Mitigation Program funding.

** Charter Preliminary Apportionment applications received by OPSC for the 2017 Filing Round. OPSC has not yet reviewed the total grant requested and the total number of projects

SFP APPLICATIONS
 Modernization School Facilities Program
 - Workload as of October 31, 2017 -

District	County	Site Name	Application Number	50-04 Date Received	Estimated State Grant (a)	Financial Hardship (b)
Ventura County Office of Education	Ventura	Douglas Penfield	57/10561-00-001	04/17/13	\$ 1,035,244	\$ 690,163
Martinez Unified	Contra Costa	Alhambra Senior High	57/61739-00-008	07/18/13	\$ 340,522	\$ -
Palm Springs Unified	Riverside	Agua Caliente Elementary	57/67173-00-007	07/29/13	\$ 1,144,861	\$ -
Long Beach Unified	Los Angeles	Roosevelt Elementary	57/64725-00-016	07/30/13	\$ 3,230,102	\$ -
Belmont-Redwood Shores Elementary	San Mateo	Cipriani Elementary	57/68866-00-012	08/06/13	\$ 1,209,235	\$ -
West Park Elementary	Fresno	West Park Elementary	57/62539-00-001	08/07/13	\$ 327,697	\$ 218,465
Colton Joint Unified	San Bernardino	Abraham Lincoln Elementary	57/67686-00-011	08/07/13	\$ 3,369,023	\$ -
Colton Joint Unified	San Bernardino	Mary B. Lewis Elementary	57/67686-00-012	08/07/13	\$ 3,479,782	\$ -
Colton Joint Unified	San Bernardino	Ulysses Grant Elementary	57/67686-00-013	08/07/13	\$ 3,408,075	\$ -
Colton Joint Unified	San Bernardino	Crestmore Elementary	57/67686-00-014	08/07/13	\$ 3,541,316	\$ -
Sylvan Union Elementary	Stanislaus	Woodrow Elementary	57/71290-00-008	08/07/13	\$ 2,947,519	\$ -
Clovis Unified	Fresno	Fort Washington Elementary	57/62117-00-034	08/15/13	\$ 639,395	\$ -
Clovis Unified	Fresno	Clovis West High	57/62117-00-035	08/16/13	\$ 2,034,442	\$ -
Mission Union Elementary	Monterey	Mission Elementary	57/66084-00-002	08/16/13	\$ 40,247	\$ 26,832
Guernerville Elementary	Sonoma	Guernerville Elementary	57/70722-00-001	08/16/13	\$ 1,333,577	\$ -
Larkspur Elementary	Marin	San Clemente Elementary	57/65367-00-005	08/20/13	\$ 3,016,038	\$ -
Belmont-Redwood Shores Elementary	San Mateo	Central Elementary	57/68866-00-013	08/20/13	\$ 1,063,692	\$ -
Clovis Unified	Fresno	Jefferson Elementary	57/62117-00-036	09/09/13	\$ 1,901,623	\$ -
Tustin Unified	Orange	Currie Middle	57/73643-00-021	09/10/13	\$ 3,170,159	\$ -
Santa Barbara Unified	Santa Barbara	Dos Pueblos Senior High	57/76786-00-004	09/17/13	\$ 490,239	\$ -
Placentia-Yorba Linda Unified	Orange	Travis Ranch	57/66647-00-035	09/25/13	\$ 1,814,330	\$ -
Lagunita Elemetary	Monterey	Labunita Elementary	57/66076-00-001	09/27/13	\$ 43,937	\$ 29,291
Clovis Unified	Fresno	Clovis High	57/62117-00-037	10/01/13	\$ 3,507,058	\$ -
Santa Barbara Unified	Santa Barbara	Harding University Partnership	57/76786-00-005	10/07/13	\$ 600,796	\$ -
Plaza Elementary	Glenn	Plaza Elementary	57/62638-00-001	10/18/13	\$ 81,532	\$ 54,354
Los Gatos Union Elementary	Santa Clara	Lexington Elementary	57/69526-00-006	10/24/13	\$ 1,442,975	\$ 961,983
Central Unified	Fresno	Madison Elementary	57/73965-00-008	11/01/13	\$ 3,149,004	\$ -
West Contra Costa Unified	Contra Costa	Walther Helms Middle	57/61796-00-048	11/04/13	\$ 92,791	\$ -
East Side Union High	Santa Clara	Silver Creek High	57/69427-00-035	11/07/13	\$ 280,034	\$ -
Mother Lode Union Elementary	El Dorado	Indian Creek Elementary	57/61929-00-003	11/15/13	\$ 720,203	\$ 480,135
Mother Lode Union Elementary	El Dorado	Herbert Green Middle	57/61929-00-004	11/15/13	\$ 488,127	\$ 325,418
Raisin City Elementary	Fresno	Raisin City Elementary	57/62380-00-001	11/20/13	\$ 1,246,008	\$ 830,672
Paradise Unified	Butte	Paradise Senior High	57/61531-00-002	11/26/13	\$ 4,363,106	\$ -
West Contra Costa Unified	Contra Costa	Kennedy High	57/61796-00-049	12/05/13	\$ 1,145,296	\$ -
Golden Feather Union	Butte	Concow Elementary	57/61457-00-001	12/10/13	\$ 746,549	\$ 497,699
Foresthill Union Elementary	Placer	Foresthill Divide Middle	57/66837-00-001	12/20/13	\$ 965,591	\$ -
Escalon Unified	San Joaquin	Escalon High	57/68502-00-002	12/23/13	\$ 7,726,505	\$ -
Mill Valley Elementary	Marin	Strawberry Point Elementary	57/65391-00-007	01/06/14	\$ 1,316,748	\$ -
Mill Valley Elementary	Marin	Park Elementary	57/65391-00-008	01/07/14	\$ 623,848	\$ -
Pomona Unified	Los Angeles	Garey High	57/64907-00-024	01/23/14	\$ 4,397,379	\$ 2,931,586
Pomona Unified	Los Angeles	Ponoma High	57/64907-00-025	01/23/14	\$ 2,223,979	\$ 1,482,653

SFP APPLICATIONS
Modernization School Facilities Program
- Workload as of October 31, 2017 -

District	County	Site Name	Application Number	50-04 Date Received	Estimated State Grant (a)	Financial Hardship (b)
Long Beach Unified	Los Angeles	Lindsey Academy	57/64725-00-017	01/24/14	\$ 4,470,090	\$ 2,980,060
Long Beach Unified	Los Angeles	Newcomb Elementary	57/64725-00-018	01/27/14	\$ 7,727,737	\$ -
Colton Joint Unified	San Bernardino	Jurupa Vista Elementary	57/67686-00-015	02/06/14	\$ 1,185,850	\$ -
Colton Joint Unified	San Bernardino	Cooley Ranch Elementary	57/67686-00-016	02/06/14	\$ 899,716	\$ -
Colton Joint Unified	San Bernardino	Reche Canyon Elementary	57/67686-00-017	02/06/14	\$ 796,249	\$ -
Los Molinos Unified	Tehama	Vina Elementary	57/71571-00-001	02/06/14	\$ 907,021	\$ 604,681
Los Molinos Unified	Tehama	Los Molinos Elementary	57/71571-00-002	02/06/14	\$ 1,810,367	\$ 1,206,911
Los Molinos Unified	Tehama	Los Molinos High	57/71571-00-003	02/06/14	\$ 1,784,779	\$ 1,189,853
Orange Unified	Orange	Anaheim Hills Elementary	57/66621-00-053	02/12/14	\$ 1,012,180	\$ -
Savanna Elementary	Orange	Holder Elementary	57/66696-00-004	02/24/14	\$ 4,027,726	\$ -
Visalia Unified	Tulare	Visalia Technical Educational Center	57/72256-00-020	02/24/14	\$ 898,170	\$ -
Clovis Unified	Fresno	Valley Oak Elementary	57/62117-00-038	03/07/14	\$ 2,815,556	\$ -
West Contra Costa Unified	Contra Costa	Valley View Elementary	57/61796-00-050	03/14/14	\$ 1,711,045	\$ -
Rowland Unified	Los Angeles	Le Seda Elementary	57/73452-00-033	03/18/14	\$ 283,705	\$ -
Saddleback Valley Unified	Orange	El Toro High	57/73635-00-033	03/18/14	\$ 491,847	\$ -
Trinidad Union	Humboldt	Trinidad Elementary	57/63057-00-001	03/20/14	\$ 710,828	\$ -
Newport-Mesa Unified	Orange	Tewinkle (Charles) Intermediate	57/66597-00-034	03/21/14	\$ 867,070	\$ -
Cutten Elementary	Humboldt	Ridgewood Elementary	57/62745-00-001	03/26/14	\$ 481,687	\$ 321,125
Burton Elementary	Tulare	Oak Grove Elementary	57/71837-00-005	04/01/14	\$ 255,404	\$ 170,270
Burton Elementary	Tulare	Burton Elementary	57/71837-00-006	04/01/14	\$ 174,405	\$ 116,270
Burton Elementary	Tulare	Jim Maples Academy	57/71837-00-007	04/01/14	\$ 114,816	\$ 76,544
Pleasant View Elementary	Tulare	Pleasant View Elementary	57/72058-00-002	04/01/14	\$ 172,869	\$ 115,246
Palm Springs Unified	Riverside	Landau Elementary	57/67173-00-008	04/08/14	\$ 761,165	\$ -
Fremont Union High	Santa Clara	Cupertino High	57/69468-00-014	04/08/14	\$ 2,172,941	\$ -
Three Rivers Union Elementary	Tulare	Three Rivers Elementary	57/72207-00-002	04/11/14	\$ 1,397,471	\$ 931,647
Fremont Union High	Santa Clara	Monta Vista High	57/69468-00-015	04/16/14	\$ 154,557	\$ -
Island Union Elementary	Kings	Island Elementary	57/63933-00-001	04/24/14	\$ 643,563	\$ 429,042
Solano County Office of Education	Solano	Golden Hills High Education Center	57/10488-00-022	04/28/14	\$ 505,149	\$ 336,766
Solano County Office of Education	Solano	Silveyville Elementary	57/10488-00-031	04/28/14	\$ 130,615	\$ 87,077
Wilmar Union Elementary	Sonoma	Wilson Elementary	57/71019-00-002	05/05/14	\$ 209,465	\$ -
McFarland Unified	Kern	McFarland High	57/73908-00-006	05/12/14	\$ 1,009,222	\$ -
San Francisco Unified	San Francisco	Roosevelt Middle	57/68478-00-043	05/14/14	\$ 7,241,555	\$ -
Woodlake Unified	Tulare	Woodlake High	57/76794-00-002	05/14/14	\$ 2,490,446	\$ 1,660,297
Yuba County Office of Education	Yuba	Agnes Weber Meade	57/10587-00-001	05/15/14	\$ 34,361	\$ 22,908
Yuba County Office of Education	Yuba	Anna Bell Karr	57/10587-00-002	05/15/14	\$ 22,234	\$ 14,823
Yuba County Office of Education	Yuba	Goldfield Special Education	57/10587-00-003	05/15/14	\$ 38,404	\$ 25,602
Yuba County Office of Education	Yuba	Spring Valley Special Education	57/10587-00-004	05/15/14	\$ 16,170	\$ 10,780
Yuba County Office of Education	Yuba	Virginia	57/10587-00-005	05/15/14	\$ 115,211	\$ 76,808
Yuba County Office of Education	Yuba	Virginia @ Yuba College	57/10587-00-006	05/15/14	\$ 10,539	\$ 7,026
Woodlake Unified	Tulare	Francis J. White Learning Center	57/76794-00-001	05/23/14	\$ 511,854	\$ 341,236
Pasadena Unified	Los Angeles	Hamilton Elementary	57/64881-00-035	06/02/14	\$ 174,524	\$ -

SFP APPLICATIONS
 Modernization School Facilities Program
 - Workload as of October 31, 2017 -

District	County	Site Name	Application Number	50-04 Date Received	Estimated State Grant (a)	Financial Hardship (b)
Placentia-Yorba Linda Unified	Orange	Valencia High	57/66647-00-036	06/06/14	\$ 1,653,861	\$ -
San Francisco Unified	San Francisco	Monroe Elementary	57/68478-00-044	06/09/14	\$ 2,003,852	\$ -
Grossmont Union High	San Diego	Grossmont High	57/68130-00-021	06/12/14	\$ 11,426,207	\$ -
Lincoln Unified	San Joaquin	Tully C. Knoles	57/68569-00-013	06/12/14	\$ 3,654,829	\$ -
Lincoln Unified	San Joaquin	Colonial Heights	57/68569-00-014	06/12/14	\$ 3,583,455	\$ -
Mendota Unified	Fresno	Washington Elementary	57/75127-00-005	06/13/14	\$ 2,266,934	\$ -
Mendota Unified	Fresno	McCabe Elementary	57/75127-00-006	06/13/14	\$ 1,306,937	\$ -
Willow Unified	Glenn	Murdock Elementary	57/62661-00-001	06/16/14	\$ 412,595	\$ 275,063
Willow Unified	Glenn	Willows Intermediate	57/62661-00-002	06/16/14	\$ 306,428	\$ 204,285
Willow Unified	Glenn	Willows High	57/62661-00-003	06/16/14	\$ 431,764	\$ 287,843
Willow Unified	Glenn	Willows Commuinty High	57/62661-00-004	06/16/14	\$ 17,265	\$ 11,510
San Francisco Unified	San Francisco	George Peabody Elementary	57/68478-00-045	06/17/14	\$ 1,656,790	\$ -
San Francisco Unified	San Francisco	Sunnyside Elementary	57/68478-00-046	06/19/14	\$ 2,723,245	\$ -
Porterville Unified	Tulare	Los Robles Elementary	57/75523-00-013	06/23/14	\$ 2,025,659	\$ -
Norris	Kern	Norris Middle	57/63693-00-001	07/11/14	\$ 4,228,455	\$ -
Atascadero Unified	San Luis Obispo	Carrisa Plains Elementary	57/68700-00-003	07/18/14	\$ 379,512	\$ -
Lindsay Unified	Tulare	Lincoln Elementary	57/71993-00-006	07/18/14	\$ 2,056,450	\$ -
Lindsay Unified	Tulare	Jefferson Elementary	57/71993-00-007	07/18/14	\$ 2,055,601	\$ -
Lindsay Unified	Tulare	Washington Elementary	57/71993-00-008	07/18/14	\$ 1,619,275	\$ -
San Francisco Unified	San Francisco	Jose Ortega Elementary	57/68478-00-047	07/21/14	\$ 3,333,683	\$ -
San Francisco Unified	San Francisco	Cesar Chavez Elementary	57/68478-00-048	07/21/14	\$ 3,140,385	\$ -
Kings Canyon Joint Unified	Fresno	Dunlap Elementary	57/62265-00-024	08/05/14	\$ 671,178	\$ -
Clovis Unified	Fresno	Dry Creek Elementary	57/62117-00-039	08/07/14	\$ 2,151,659	\$ -
Clovis Unified	Fresno	Tarpey Elementary	57/62117-00-040	08/07/14	\$ 1,376,234	\$ -
Porterville Unified	Tulare	Roche Elementary	57/75523-00-014	08/08/14	\$ 250,000	\$ -
Rosemead Elementary	Los Angeles	Jason (Mildred B.) Elementary	57/64931-00-006	08/12/14	\$ 209,724	\$ -
Rosemead Elementary	Los Angeles	Shuey (Emma W.) Elementary	57/64931-00-007	08/12/14	\$ 50,540	\$ -
Rosemead Elementary	Los Angeles	Encinita Elementary	57/64931-00-008	08/12/14	\$ 43,950	\$ -
Rosemead Elementary	Los Angeles	Savannah Elementary	57/64931-00-009	08/12/14	\$ 194,009	\$ -
San Francisco Unified	San Francisco	Yick Wo Elementary	57/68478-00-049	08/12/14	\$ 1,805,315	\$ -
Santa Barbara Unified	Santa Barbara	Adams Elementary	57/76786-00-006	08/13/14	\$ 412,940	\$ -
Fortuna Union High	Humboldt	East High (Continuation)	57/62810-00-004	08/20/14	\$ 1,096,257	\$ -
Templeton Unified	San Luis Obispo	Templeton Middle	57/68841-00-003	08/20/14	\$ 933,886	\$ -
Clovis Unified	Fresno	Clark Intermediate	57/62117-00-041	09/05/14	\$ 5,116,157	\$ -
Ross Valley	Marin	White Hill Middle	57/75002-00-007	09/05/14	\$ 1,498,203	\$ -
Clovis Unified	Fresno	Clovis West High	57/62117-00-042	09/16/14	\$ 570,700	\$ -
Clovis Unified	Fresno	Miramonte Elementary	57/62117-00-043	09/16/14	\$ 877,053	\$ -
Morongo Unified	San Bernardino	Yucca Valley High	57/67777-00-008	09/16/14	\$ 6,057,185	\$ -
Colton Joint Unified	San Bernardino	Zimmerman Elementary	57/67686-00-018	09/17/14	\$ 3,234,125	\$ -
Colton Joint Unified	San Bernardino	D'Arcy Elementary	57/67686-00-019	09/17/14	\$ 582,620	\$ -
Lindsay Unified	Tulare	Reagan Elementary	57/71993-00-009	09/19/14	\$ 1,454,111	\$ -

SFP APPLICATIONS
Modernization School Facilities Program
- Workload as of October 31, 2017 -

District	County	Site Name	Application Number	50-04 Date Received	Estimated State Grant (a)	Financial Hardship (b)
Clovis Unified	Fresno	Sierra Vista Elementary	57/62117-00-044	09/23/14	\$ 1,847,044	\$ -
Colton Joint Unified	San Bernardino	Terrace View Elementary	57/67686-00-020	09/25/14	\$ 2,645,164	\$ -
Colton Joint Unified	San Bernardino	Ruth O. Harris Middle	57/67686-00-021	10/03/14	\$ 1,539,089	\$ -
Clovis Unified	Fresno	Temperance-Kutner Elementary	57/62117-00-045	10/06/14	\$ 2,173,770	\$ -
Santa Barbara Unified	Santa Barbara	Washington Elementary	57/76786-00-007	10/08/14	\$ 706,647	\$ -
San Francisco Unified	San Francisco	Burton (Philip A.) High	57/68478-00-050	10/10/14	\$ 18,035,466	\$ -
San Francisco Unified	San Francisco	James Lick Middle	57/68478-00-051	10/22/14	\$ 4,692,723	\$ -
Solano County Office of Education	Solano	Jones (K. I.) Elementary	57/10488-00-024	10/23/14	\$ 320,707	\$ 213,805
Solano County Office of Education	Solano	Golden West Middle	57/10488-00-030	10/23/14	\$ 131,635	\$ 87,757
Ripon Unified	San Joaquin	Weston Elementary	57/68650-00-003	10/23/14	\$ 449,184	\$ -
Simi Valley Unified	Ventura	White Oak Elementary	57/72603-00-033	10/29/14	\$ 2,586,682	\$ -
Oxnard Elementary	Ventura	McAuliffe Elementary	57/72538-00-025	11/13/14	\$ 109,034	\$ -
Oxnard Elementary	Ventura	Fremont Middle	57/72538-00-026	11/13/14	\$ 996,423	\$ -
Newport-Mesa Unified	Orange	Corona Del Mar High	57/66597-00-035	11/19/14	\$ 262,502	\$ -
Visalia Unified	Tulare	Redwood High	57/72256-00-021	12/03/14	\$ 740,767	\$ -
Mill Valley Elementary	Marin	Tamalpais Valley Elementary	57/65391-00-009	12/05/14	\$ 1,526,092	\$ 1,017,395
Clovis Unified	Fresno	Gettysburg Elementary	57/62117-00-046	12/23/14	\$ 2,919,696	\$ -
San Francisco Unified	San Francisco	Academy of Arts and Sciences	57/68478-00-052	12/23/14	\$ 2,201,851	\$ -
San Francisco Unified	San Francisco	Ruth Asawa School of the Arts	57/68478-00-053	12/23/14	\$ 4,203,843	\$ -
Manzanita Elementary	Butte	Manzanita Elementary	57/61499-00-001	12/30/14	\$ 1,621,561	\$ 1,081,040
Biggs Unified	Butte	Biggs Elementary	57/61408-00-001	02/03/15	\$ 1,721,583	\$ 1,147,722
Biggs Unified	Butte	Biggs High	57/61408-00-002	02/03/15	\$ 1,774,111	\$ 1,182,741
Biggs Unified	Butte	Biggs Middle	57/61408-00-003	02/03/15	\$ 743,277	\$ 495,518
Biggs Unified	Butte	Richvale Elementary	57/61408-00-004	02/03/15	\$ 240,992	\$ 160,661
Long Beach Unified	Los Angeles	David Starr Jordan High	57/64725-00-019	02/05/15	\$ 6,360,830	\$ -
Anaheim Elementary	Orange	Stoddard Elementary	57/66423-00-031	02/17/15	\$ 5,467,457	\$ -
San Francisco Unified	San Francisco	McKinley Elementary	57/68478-00-054	02/17/15	\$ 2,339,295	\$ -
Jefferson Elementary	San Joaquin	Jefferson Elementary	57/68544-00-001	03/19/15	\$ 2,626,558	\$ -
Elk Grove Unified	Sacramento	Dillard Elementary	57/67314-00-019	03/23/15	\$ 1,239,189	\$ -
Fremont Union High	Santa Clara	Homestead High	57/69468-00-016	03/25/15	\$ 1,428,636	\$ -
Capay Joint Union Elementary	Glenn	Capay Joint Union Elementary	57/62554-00-002	03/27/15	\$ 1,182,762	\$ 788,508
Bakersfield City Elementary	Kern	Compton Junior High	57/63321-00-016	04/08/15	\$ 4,936,996	\$ -
San Francisco Unified	San Francisco	Longfellow Elementary	57/68478-00-055	04/14/15	\$ 4,302,941	\$ -
San Francisco Unified	San Francisco	Daniel Webster Elementary	57/68478-00-056	05/04/15	\$ 2,748,832	\$ -
Temple City Unified	Los Angeles	Cloverly Elementary	57/65052-00-009	05/14/15	\$ 1,740,259	\$ -
Burrel Union Elementary	Fresno	Burrel Elementary	57/62042-00-001	05/22/15	\$ 89,849	\$ 59,900
Sanger Unified	Fresno	Lincoln Elementary	57/62414-00-014	05/28/15	\$ 1,019,000	\$ -
San Francisco Unified	San Francisco	Paul Revere Elementary	57/68478-00-057	05/29/15	\$ 3,564,537	\$ -
Palm Springs Unified	Riverside	Wenzlaff (Edward) Elementary	57/67173-00-009	06/11/15	\$ 3,673,025	\$ -
Clovis Unified	Fresno	Weldon Elementary	57/62117-00-047	06/19/15	\$ 2,811,611	\$ -
Dinuba Unified	Tulare	Lincoln Elementary	57/75531-00-010	06/22/15	\$ 126,840	\$ 84,560

SFP APPLICATIONS
 Modernization School Facilities Program
 - Workload as of October 31, 2017 -

District	County	Site Name	Application Number	50-04 Date Received	Estimated State Grant (a)	Financial Hardship (b)
Dinuba Unified	Tulare	Roosevelt Elementary	57/75531-00-011	06/22/15	\$ 76,104	\$ 50,736
Brawley Elementary	Imperial	Hidalgo Elementary	57/63073-00-002	06/25/15	\$ 931,658	\$ -
Temple City Unified	Los Angeles	La Rosa Elementary	57/65052-00-010	06/26/15	\$ 1,832,671	\$ -
Culver City Unified	Los Angeles	Farragut Elementary	57/64444-00-011	07/27/15	\$ 614,317	\$ -
Solano County Office of Education	Solano	Armijo High	57/10488-00-020	08/03/15	\$ 298,050	\$ 198,700
Solano County Office of Education	Solano	Grange Middle	57/10488-00-028	08/03/15	\$ 134,334	\$ 89,556
Twin Rivers Unified	Sacramento	Del Paso Heights Elementary	57/76505-00-041	08/06/15	\$ 288,086	\$ -
Clovis Unified	Fresno	Kastner Intermediate	57/62117-00-048	08/07/15	\$ 1,159,067	\$ -
Culver City Unified	Los Angeles	Culver City Middle	57/64444-00-012	08/11/15	\$ 200,887	\$ -
Pomona Unified	Los Angeles	Lexington Elementary	57/64907-00-026	09/02/15	\$ 1,366,745	\$ -
Pomona Unified	Los Angeles	Philadelphia Elementary	57/64907-00-027	09/02/15	\$ 1,334,580	\$ -
Newport-Mesa Unified	Orange	Newport Harbor High	57/66597-00-036	09/22/15	\$ 1,216,878	\$ -
Taft City Elementary	Kern	Jefferson Elementary	57/63800-00-005	09/28/15	\$ 1,033,800	\$ -
Taft City Elementary	Kern	Conley Elementary	57/63800-00-006	09/30/15	\$ 751,266	\$ -
Grossmont Union High	San Diego	Monte Vista High	57/68130-00-022	10/01/15	\$ 317,017	\$ -
Alta Vista Elementary	Tulare	Alta Vista Elementary	57/71811-00-003	10/02/15	\$ 168,601	\$ 112,400
Sanger Unified	Fresno	Madison Elementary	57/62414-00-015	10/05/15	\$ 1,757,634	\$ -
Ventura County Office of Education	Ventura	Gateway Community	57/10561-00-005	10/09/15	\$ 86,069	\$ 57,379
Ventura County Office of Education	Ventura	Dean Triggs	57/10561-00-006	10/09/15	\$ 30,318	\$ 20,212
Culver City Unified	Los Angeles	Culver City High	57/64444-00-013	10/19/15	\$ 486,107	\$ -
Newman Crows Landing Unified	Stanislaus	Bonita Elementary	57/73601-00-003	10/23/15	\$ 458,633	\$ -
Saddleback Valley Unified	Orange	La Tierra Elementary	57/73635-00-035	10/26/15	\$ 1,735,471	\$ -
Chico Unified	Butte	Bidwell Junior High	57/61424-00-005	10/30/15	\$ 593,784	\$ -
San Juan Unified	Sacramento	Winston Churchill Middle	57/67447-00-059	10/30/15	\$ 1,039,484	\$ -
Central Elementary	San Bernardino	Valle Vista Elementary	57/67645-00-005	11/03/15	\$ 2,476,386	\$ -
Pomona Unified	Los Angeles	Ganesha Senior High	57/64907-00-028	11/23/15	\$ 2,389,047	\$ -
Santa Barbara Unified	Santa Barbara	Goleta Valley Junior High	57/76786-00-008	11/30/15	\$ 284,177	\$ -
Oak Valley Union Elementary	Tulare	Oak Valley Elementary	57/72017-00-003	12/01/15	\$ 142,695	\$ 95,130
Placentia-Yorba Linda Unified	Orange	Valencia High	57/66647-00-037	12/07/15	\$ 2,322,798	\$ -
Tipton Elementary	Tulare	Tipton Elementary	57/72215-00-002	01/05/16	\$ 202,310	\$ 134,873
Antioch Unified	Contra Costa	Antioch High	57/61648-00-012	01/22/16	\$ 1,076,782	\$ -
San Ramon Unified	Contra Costa	Armstrong Elementary	57/61804-00-023	01/29/16	\$ 798,221	\$ -
Grossmont Union High	San Diego	Mt. Miguel High	57/68130-00-023	02/10/16	\$ 787,613	\$ -
Grossmont Union High	San Diego	Grossmont High	57/68130-00-024	02/11/16	\$ 10,715,765	\$ -
Happy Valley Elementary	Santa Cruz	Happy Valley Elementary	57/69757-00-001	02/24/16	\$ 112,108	\$ 74,739
Sanger Unified	Fresno	John Wash Elementary	57/62414-00-016	02/25/16	\$ 557,282	\$ -
Reef-Sunset Unified	Kings	Avenal Elementary	57/73932-00-005	02/26/16	\$ 328,290	\$ 218,860
Reef-Sunset Unified	Kings	Avenal High	57/73932-00-006	02/26/16	\$ 108,987	\$ 72,658
Reef-Sunset Unified	Kings	Kettleman City Elementary	57/73932-00-007	02/26/16	\$ 127,423	\$ 84,949
Reef-Sunset Unified	Kings	Reef Sunset Middle	57/73932-00-008	02/26/16	\$ 216,775	\$ 144,517
Reef-Sunset Unified	Kings	Sunrise High	57/73932-00-009	02/26/16	\$ 25,469	\$ 16,980

SFP APPLICATIONS
 Modernization School Facilities Program
 - Workload as of October 31, 2017 -

District	County	Site Name	Application Number	50-04 Date Received	Estimated State Grant (a)	Financial Hardship (b)
Azulera City Unified	Los Angeles	La Ballona Elementary	57/64444-00-014	03/07/16	\$ 468,989	\$ -
Azusa Unified	Los Angeles	Sierra Contuation High	57/64279-00-014	03/17/16	\$ 47,444	\$ -
San Francisco Unified	San Francisco	Frank McCoppin Elementary	57/68478-63-004	04/04/16	\$ 1,793,422	\$ -
Clay Joint Elementary	Fresno	Clay Elementary	57/62109-00-002	04/11/16	\$ 71,482	\$ 47,655
San Francisco Unified	San Francisco	Chin (John Yehall) Elementary	57/68478-79-003	04/13/16	\$ 1,672,436	\$ -
Downey Unified	Los Angeles	Warren High	57/64451-00-026	04/14/16	\$ 8,133,313	\$ -
Perris Elementary	Riverside	Innovative Horizons Charter (Nan Saunders)	57/67199-00-002	04/20/16	\$ 1,197,581	\$ -
Southern Trinity Joint Unified	Trinity	Van Duzen Elementary	57/73833-00-003	04/27/16	\$ 334,253	\$ -
Newhall Elementary	Los Angeles	Newhall Elementary	57/64832-00-004	04/29/16	\$ 1,892,817	\$ -
Sequoia Union High	San Mateo	Sequoia High	57/69062-00-036	05/09/16	\$ 909,374	\$ -
Downey Unified	Los Angeles	Warren High	57/64451-00-027	05/11/16	\$ 1,063,285	\$ -
West Contra Costa Unified	Contra Costa	Pinole Valley High	57/61796-00-051	05/13/16	\$ 16,502,885	\$ -
Dinuba Unified	Tulare	Lincoln Elementary	57/75531-00-012	05/13/16	\$ 817,533	\$ -
Pomona Unified	Los Angeles	Garey High	57/64907-00-029	05/24/16	\$ 2,832,407	\$ -
Tulare City Elementary	Tulare	Roosevelt Elementary	57/72231-00-009	06/15/16	\$ 471,463	\$ -
Tulare City Elementary	Tulare	Garden Elementary	57/72231-00-010	06/15/16	\$ 630,173	\$ -
Tulare Joint Union High	Tulare	Tulare Union High	57/72249-00-005	06/15/16	\$ 1,827,766	\$ -
Pomona Unified	Los Angeles	Lincoln Elementary	57/64907-00-030	06/22/16	\$ 680,501	\$ -
Temecula Valley Unified	Riverside	Margarita Middle	57/75192-00-005	06/27/16	\$ 3,315,233	\$ -
Temecula Valley Unified	Riverside	Nicolas Valley Elementary	57/75192-00-006	06/27/16	\$ 2,354,369	\$ -
Temecula Valley Unified	Riverside	Temecula Valley High	57/75192-00-007	06/27/16	\$ 12,709,360	\$ -
Azusa Unified	Los Angeles	Gladstone High	57/64279-00-015	07/05/16	\$ 145,479	\$ -
Azusa Unified	Los Angeles	Slauson Intermediate	57/64279-00-016	07/05/16	\$ 924,453	\$ -
Stockton Unified	San Joaquin	Roosevelt Elementary	57/68676-00-036	07/06/16	\$ 3,455,202	\$ -
Scott Valley Unified	Siskiyou	Scott Valley Junior High	57/76455-00-005	07/08/16	\$ 1,148,215	\$ -
Stockton Unified	San Joaquin	Victory Elementary	57/68676-00-037	07/12/16	\$ 3,939,628	\$ -
Scott Valley Unified	Siskiyou	Etna Elementary	57/76455-00-006	07/12/16	\$ 1,724,802	\$ -
Scott Valley Unified	Siskiyou	Fort Jones Elementary	57/76455-00-007	07/12/16	\$ 1,004,356	\$ -
Clovis Unified	Fresno	Mickey Cox Elementary	57/62117-00-049	07/18/16	\$ 464,931	\$ -
Jurupa Unified	Riverside	Jurupa Valley High	57/67090-00-007	07/20/16	\$ 2,971,531	\$ -
Garden Grove Unified	Orange	Ralston Intermediate	57/66522-00-074	07/21/16	\$ 570,440	\$ -
William S. Hart Union High	Los Angeles	Canyon High	57/65136-00-009	07/25/16	\$ 1,124,552	\$ -
Caruthers Unified	Fresno	Caruthers High	57/75598-00-002	07/25/16	\$ 485,646	\$ -
Clovis Unified	Fresno	Fancher Creek Elementary	57/62117-00-050	07/28/16	\$ 1,911,896	\$ -
Natomas Unified	Sacramento	Natomas High	57/75283-00-002	07/28/16	\$ 2,600,476	\$ -
Clovis Unified	Fresno	Cedarwood Elementary	57/62117-00-051	08/02/16	\$ 1,213,249	\$ -
Temple City Unified	Los Angeles	Temple City High	57/65052-00-011	08/02/16	\$ 12,286,483	\$ -
Redondo Beach Unified	Los Angeles	Parras Middle	57/75341-00-023	08/02/16	\$ 2,277,716	\$ -
Redondo Beach Unified	Los Angeles	Adams Middle	57/75341-00-024	08/02/16	\$ 989,484	\$ -
Redondo Beach Unified	Los Angeles	Alta Vista Elementary	57/75341-00-025	08/02/16	\$ 412,032	\$ -
San Juan Unified	Sacramento	Bella Vista High	57/67447-00-060	08/05/16	\$ 843,232	\$ -

SFP APPLICATIONS
 Modernization School Facilities Program
 - Workload as of October 31, 2017 -

District	County	Site Name	Application Number	50-04 Date Received	Estimated State Grant (a)	Financial Hardship (b)
Panama-Buena Vista Union	Kern	Sing Lum Elementary	57/63362-00-005	08/15/16	\$ 3,498,119	\$ -
Jurupa Unified	Riverside	Jurupa Unified	57/67090-00-008	08/18/16	\$ 2,553,407	\$ -
Clovis Unified	Fresno	Gateway High	57/62117-00-052	08/19/16	\$ 179,130	\$ -
Downey Unified	Los Angeles	Downey High	57/64451-00-028	08/24/16	\$ 9,094,046	\$ -
Long Beach Unified	Los Angeles	Polytechnic High	57/64725-00-020	08/25/16	\$ 3,582,592	\$ -
Laytonville Unified	Mendocino	Laytonville Elementary	57/73916-00-001	08/25/16	\$ 1,412,168	\$ -
Colton Joint Unified	San Bernardino	Washington Alternative High	57/67686-00-022	08/26/16	\$ 749,615	\$ -
Azusa Unified	Los Angeles	Center Middle	57/64279-00-017	09/06/16	\$ 1,149,748	\$ -
Newport-Mesa Unified	Orange	Adams Elementary	57/66597-00-037	09/07/16	\$ 596,195	\$ -
Newport-Mesa Unified	Orange	Sonora Elementary	57/66597-00-038	09/07/16	\$ 510,780	\$ -
Newport-Mesa Unified	Orange	Paularino Elementary	57/66597-00-039	09/07/16	\$ 392,692	\$ -
Desert Sands Unified	Riverside	Hoover (Herbert) Elementary	57/67058-00-018	09/08/16	\$ 374,940	\$ -
Lincoln Unified	San Joaquin	Lincoln High	57/68569-00-015	09/14/16	\$ 2,007,010	\$ -
Winters Joint Unified	Yolo	Winters Middle	57/72702-00-006	09/16/16	\$ 698,675	\$ -
San Dieguito Union High	San Diego	Earl Warren Middle	57/68346-00-006	09/23/16	\$ 3,725,385	\$ -
Natomas Unified	Sacramento	Leroy Greene Academy	57/75283-00-003	09/23/16	\$ 918,611	\$ -
Newport-Mesa Unified	Orange	Early College High	57/66597-00-040	09/27/16	\$ 3,051,952	\$ -
Corcoran Joint Unified	Kings	John C. Fremont Elementary	57/63891-00-009	09/30/16	\$ 2,037,856	\$ -
Corcoran Joint Unified	Kings	Bret Hart Elementary	57/63891-00-010	09/30/16	\$ 278,912	\$ -
Anaheim Union High	Orange	Katella High	57/66431-00-015	10/10/16	\$ 6,595,880	\$ -
Stockton Unified	San Joaquin	Stockton Unified Early College Academy	57/68676-00-038	10/11/16	\$ 5,214,348	\$ -
Long Beach Unified	Los Angeles	Renaissance High School for the Arts	57/64725-00-021	10/13/16	\$ 7,452,532	\$ -
Pioneer Union Elementary	Kings	Pioneer Elementary	57/63990-00-003	10/26/16	\$ 1,894,686	\$ -
Colton Joint Unified	San Bernardino	Colton High	57/67686-00-023	10/26/16	\$ 1,525,061	\$ -
Sanger Unified	Fresno	Sanger Academy Charter	57/62414-00-017	10/28/16	\$ 725,853	\$ -
Manteca Unified	San Joaquin	Golden West Elementary	57/68593-00-011	10/28/16	\$ 1,579,503	\$ -
Manteca Unified	San Joaquin	Shasta Elementary	57/68593-00-012	10/28/16	\$ 1,532,202	\$ -
Manteca Unified	San Joaquin	Lathrop Elementary	57/68593-00-013	10/28/16	\$ 3,749,688	\$ -
Manteca Unified	San Joaquin	Sequoia Elementary	57/68593-00-014	10/28/16	\$ 3,529,162	\$ -
Manteca Unified	San Joaquin	Lincoln Elementary	57/68593-00-015	10/28/16	\$ 2,754,052	\$ -
Saddleback Valley Unified	Orange	Trabuco Mesa Elementary	57/73635-00-036	10/28/16	\$ 2,694,648	\$ -
Saddleback Valley Unified	Orange	Cielo Vista Elementary	57/73635-00-037	10/28/16	\$ 3,555,938	\$ -
San Ramon Valley Unified	Contra Costa	Walt Disney Elementary	57/61804-00-024	10/31/16	\$ 785,930	\$ -
Clovis Unified	Fresno	Mountain View Elementary	57/62117-00-053	10/31/16	\$ 1,831,518	\$ -
Ceres Unified	Stanislaus	Ceres High	57/71043-00-013	10/31/16	\$ 531,318	\$ -
San Ramon Valley Unified	Contra Costa	Monte Vista High	57/61804-00-025	11/03/16	\$ 985,056	\$ -
Saugus Union	Los Angeles	James Foster Elementary	57/64998-00-008	11/04/16	\$ 629,801	\$ -
Saugus Union	Los Angeles	Charles Helmers Elementary	57/64998-00-009	11/04/16	\$ 3,152,965	\$ -
Garden Grove Unified	Orange	Leo Carrillo Elementary	57/66522-00-075	11/04/16	\$ 494,934	\$ -
Garden Grove Unified	Orange	Post Elementary	57/66522-00-076	11/04/16	\$ 637,489	\$ -
Garden Grove Unified	Orange	Sarah McGarvin Intermediate	57/66522-00-077	11/04/16	\$ 287,838	\$ -

SFP APPLICATIONS
 Modernization School Facilities Program
 - Workload as of October 31, 2017 -

District	County	Site Name	Application Number	50-04 Date Received	Estimated State Grant (a)	Financial Hardship (b)
Garden Grove Unified	Orange	Clinton-Mendenhall Elementary	57/66522-00-078	11/04/16	\$ 601,582	\$ -
Garden Grove Unified	Orange	Edward Russell Elementary	57/66522-00-079	11/04/16	\$ 481,663	\$ -
Garden Grove Unified	Orange	Garden Grove High	57/66522-00-080	11/04/16	\$ 1,933,679	\$ -
Garden Grove Unified	Orange	Patton Elementary	57/66522-00-081	11/04/16	\$ 352,124	\$ -
Garden Grove Unified	Orange	Louis Lake Intermediate	57/66522-00-082	11/04/16	\$ 285,627	\$ -
Garden Grove Unified	Orange	Leroy L Doig Intermediate	57/66522-00-083	11/04/16	\$ 687,631	\$ -
Garden Grove Unified	Orange	Dwight D Eisenhower Elementary	57/66522-00-084	11/04/16	\$ 1,061,123	\$ -
Garden Grove Unified	Orange	Bolsa Grande High	57/66522-00-085	11/04/16	\$ 1,025,169	\$ -
Sonora Elementary	Tuolumne	Sonora Elementary	57/72371-00-004	11/08/16	\$ 1,360,167	\$ -
Sonora Elementary	Tuolumne	Sonora Elementary	57/72371-00-003	11/09/16	\$ 2,067,799	\$ -
Rosemead Elementary	Los Angeles	Janson Elementary	57/64931-00-010	11/16/16	\$ 2,582,808	\$ -
Rosemead Elementary	Los Angeles	Janson Elementary	57/64931-00-011	11/16/16	\$ 2,586,682	\$ -
Rosemead Elementary	Los Angeles	Encinita Elementary	57/64931-00-012	11/16/16	\$ 1,556,508	\$ -
Grossmont Union High	San Diego	Chaparral High	57/68130-00-025	11/17/16	\$ 2,162,636	\$ -
Santa Paula Unified	Ventura	Renaissance High	57/76828-00-001	11/17/16	\$ 735,739	\$ -
Azusa Unified	Los Angeles	Paramount Elementary	57/64279-00-018	11/18/16	\$ 2,861,302	\$ -
Culver City Unified	Los Angeles	El Marino Elementary	57/64444-00-015	11/18/16	\$ 1,354,409	\$ -
Duarte Unified	Los Angeles	Northview Intermediate	57/64469-00-011	11/22/16	\$ 3,232,275	\$ -
Alvord Unified	Riverside	Norte Vista Hihh	57/66977-00-015	11/22/16	\$ 2,222,641	\$ -
Traver Joint Elementary	Tulare	Traver Elementary	57/72223-00-002	11/22/16	\$ 105,143	\$ 70,096
Saddleback Valley Unified	Orange	Mission Viejo High	57/73635-00-038	11/23/16	\$ 4,096,931	\$ -
Saddleback Valley Unified	Orange	Trabuco Hills High	57/73635-00-039	11/29/16	\$ 2,199,511	\$ -
Santa Barbara Unified	Santa Barbara	La Colina Junior High	57/76786-00-009	11/29/16	\$ 964,894	\$ -
Princeton Joint Unified	Glenn	Princeton Junior-Senior High	57/62646-00-001	12/01/16	\$ 1,050,884	\$ -
Princeton Joint Unified	Glenn	Princeton Elementary	57/62646-00-002	12/01/16	\$ 344,816	\$ -
Placer Union High	Placer	Placer High	57/66894-00-010	12/01/16	\$ 3,190,203	\$ -
Torrance Unified	Los Angeles	Torrance High	57/65060-00-035	12/06/16	\$ 4,209,195	\$ -
Merced City Elementary	Merced	Hoover Middle	57/65771-00-012	12/07/16	\$ 3,805,712	\$ -
Stockton Unified	San Joaquin	Edison Senior High	57/68676-00-039	12/07/16	\$ 16,101,918	\$ -
Newport-Mesa Unified	Orange	Corona Del Mar High	57/66597-00-041	12/12/16	\$ 5,555,425	\$ -
Palm Springs Unified	Riverside	Raymond Cree Middle	57/67173-00-010	12/12/16	\$ 588,722	\$ -
Franklin-McKinley Elementary	Santa Clara	Franklin Elementary	57/69450-00-010	12/14/16	\$ 2,358,216	\$ -
Placer Union High	Placer	Del Oro High	57/66894-00-011	12/15/16	\$ 2,787,304	\$ -
Garden Grove Unified	Orange	Marie Hare Continuation High	57/66522-00-086	12/21/16	\$ 894,001	\$ -
Moreno Valley Unified	Riverside	Edgemont Elementary	57/67124-00-009	12/23/16	\$ 1,059,890	\$ -
Moreno Valley Unified	Riverside	Moreno Valley High	57/67124-00-010	12/23/16	\$ 1,667,764	\$ -
Alvord Unified	Riverside	Crista S. McAuliffe Elementary	57/66977-00-016	12/28/16	\$ 840,231	\$ -
Alvord Unified	Riverside	La Sierra High	57/66977-00-017	12/28/16	\$ 2,715,598	\$ -
Alvord Unified	Riverside	Foothill Elementary	57/66977-00-018	12/28/16	\$ 1,508,459	\$ -
Jurupa Unified	Riverside	Peralta Elementary	57/67090-00-009	12/29/16	\$ 690,106	\$ -
Folsom-Cordova Unified	Sacramento	Sundahl (Carl H.) Elementary	57/67330-21-005	01/06/17	\$ 1,900,623	\$ -

SFP APPLICATIONS
 Modernization School Facilities Program
 - Workload as of October 31, 2017 -

District	County	Site Name	Application Number	50-04 Date Received	Estimated State Grant (a)	Financial Hardship (b)
Woodville Elementary	Tulare	Woodville Elementary	57/72298-00-002	01/06/17	\$ 173,771	\$ 115,847
Lancaster Elementary	Los Angeles	Joshua Elementary	57/64667-00-008	01/11/17	\$ 1,514,346	\$ -
Hollister Elementary	San Benito	Cerra Vista Elementary	57/67470-00-001	01/11/17	\$ 1,097,653	\$ -
Hollister Elementary	San Benito	Calaveras Elementary	57/67470-00-002	01/11/17	\$ 1,120,146	\$ -
Torrance Unified	Los Angeles	North High	57/65060-00-036	01/12/17	\$ 2,283,123	\$ -
Corcoran Joint Unified	Kings	John Muir Middle	57/63891-00-011	01/13/17	\$ 2,251,630	\$ -
Merced City Elementary	Merced	Chenoweth Elementary	57/65771-00-013	01/17/17	\$ 1,341,801	\$ -
Merced City Elementary	Merced	Chenoweth Elementary	57/65771-00-014	01/17/17	\$ 667,044	\$ -
Rincon Valley Unioin Elementary	Sonoma	Binkley Elementary	57/70896-00-009	01/17/17	\$ 1,397,839	\$ -
Rincon Valley Unioin Elementary	Sonoma	Madrone Elementary	57/70896-00-010	01/17/17	\$ 592,830	\$ -
Colton Joint Unified	San Bernardino	Bloomington High	57/67686-00-024	01/18/17	\$ 1,674,492	\$ -
Pacific Elementary	Santa Cruz	Pacific Elementary	57/69781-00-001	01/20/17	\$ 47,565	\$ 31,710
Westside Union Elementary	Los Angeles	Cottonwood Elementary	57/65102-00-004	01/24/17	\$ 2,226,796	\$ -
Gridley Unified	Butte	Sycamore Middle	57/75507-00-001	01/24/17	\$ 669,187	\$ -
Gridley Unified	Butte	Sycamore Middle	57/75507-00-002	01/24/17	\$ 662,920	\$ -
Gridley Unified	Butte	Wilson Elementary	57/75507-00-003	01/24/17	\$ 995,603	\$ -
Gridley Unified	Butte	Wilson Elementary	57/75507-00-004	01/24/17	\$ 892,537	\$ -
Gridley Unified	Butte	McKinley Elementary	57/75507-00-005	01/24/17	\$ 1,397,840	\$ -
Pollock Pines Elementary	El Dorado	Pinewood Elementary	57/61960-00-001	01/25/17	\$ 1,147,329	\$ -
Pollock Pines Elementary	El Dorado	Sierra Ridge Middle	57/61960-00-002	01/25/17	\$ 1,339,531	\$ -
Atascadero Unified	San Luis Obispo	Santa Rosa Academy	57/68700-00-004	01/25/17	\$ 3,603,262	\$ -
Arvin Union Elementary	Kern	Haven Drive Middle	57/63313-00-001	01/26/17	\$ 1,572,811	\$ -
Pixley Union Elementary	Tulare	Pixley Union Elementary	57/72041-00-001	01/26/17	\$ 3,570,061	\$ 2,380,041
Atascadero Unified	San Luis Obispo	San Gabriel Elementary	57/68700-00-005	02/01/17	\$ 2,680,991	\$ -
San Carlos Elementary	San Mateo	Tierra Linda Middle	57/69021-00-011	02/01/17	\$ 4,135,922	\$ -
Jurupa Unified	Riverside	Ina Arbuckle Elementary	57/67090-00-010	02/03/17	\$ 2,565,897	\$ -
San Juan Unified	Sacramento	Citrus Heights Elementary	57/67447-00-061	02/03/17	\$ 310,415	\$ -
Corcoran Joint Unified	Kings	Mark Twain Elementary	57/63891-00-012	02/07/17	\$ 2,019,861	\$ -
Newcastle Elementary	Placer	Newcastle Elementary	57/66852-00-002	02/07/17	\$ 80,508	\$ 53,672
Grossmont Union High	San Diego	El Capitan High	57/68130-00-026	02/07/17	\$ 242,388	\$ -
Tahoe-Truckee Joint Unified	Placer	Kings Beach Elementary	57/66944-00-011	02/13/17	\$ 1,044,412	\$ -
Tahoe-Truckee Joint Unified	Placer	Glenshire Elementary	57/66944-00-013	02/13/17	\$ 1,042,848	\$ -
Tracy Unified	San Joaquin	South West Park Elementary	57/75499-00-011	02/14/17	\$ 2,659,552	\$ -
Azusa Unified	Los Angeles	Center Middle	57/64279-00-019	02/15/17	\$ 3,296,598	\$ -
Alameda Unified	Alameda	Alameda High	57/61119-01-001	02/23/17	\$ 1,679,127	\$ -
Banta Elementary	San Joaquin	Banta Elementary	57/68486-00-002	02/23/17	\$ 80,632	\$ 53,755
Sequoia Union Elementary	Tulare	Sequoia Elementary	57/72116-00-002	02/24/17	\$ 168,807	\$ 112,538
Jurupa Unified	Riverside	Jurupa Valley High	57/67090-00-011	02/27/17	\$ 1,595,262	\$ -
San Juan Unified	Sacramento	Bella Vista High	57/67447-00-062	02/27/17	\$ 741,237	\$ -
Southern Humboldt Joint Unified	Humboldt	South Fork High	57/63040-00-001	03/03/17	\$ 2,114,533	\$ -
Atascadero Unified	San Luis Obispo	Atascadero Junior High	57/68700-00-006	03/03/17	\$ 5,164,441	\$ -

SFP APPLICATIONS
 Modernization School Facilities Program
 - Workload as of October 31, 2017 -

District	County	Site Name	Application Number	50-04 Date Received	Estimated State Grant (a)	Financial Hardship (b)
Desert Sands Unified	Riverside	La Quinta Middle	57/67058-00-019	03/06/17	\$ 2,566,440	\$ -
Palm Springs Unified	Riverside	Agua Caliente Elementary	57/67173-00-011	03/07/17	\$ 1,179,108	\$ -
Sierra Sands Unified	Kern	Burroughs High	57/73742-00-009	03/07/17	\$ 8,093,864	\$ 5,395,909
San Ramon Valley Unified	Contra Costa	Bollinger Canyon Elementary	57/61804-00-026	03/13/17	\$ 502,912	\$ -
San Ramon Valley Unified	Contra Costa	Los Cerros Middle	57/61804-00-027	03/13/17	\$ 1,001,109	\$ -
Sierra Sands Unified	Kern	Murray Middle	57/73742-00-010	03/13/17	\$ 4,810,926	\$ 3,207,284
Azusa Unified	Los Angeles	Slauson Middle	57/64279-00-020	03/15/17	\$ 4,694,932	\$ -
San Ramon Valley Unified	Contra Costa	Pine Valley Middle	57/61804-00-028	03/16/17	\$ 858,187	\$ -
San Ramon Valley Unified	Contra Costa	Tassajara Hills Elementary	57/61804-00-029	03/16/17	\$ 670,550	\$ -
Dinuba Unified	Tulare	Dinuba High	57/75531-00-013	03/16/17	\$ 840,068	\$ 560,046
Dinuba Unified	Tulare	Jefferson Elementary	57/75531-00-014	03/16/17	\$ 190,260	\$ 126,840
Dinuba Unified	Tulare	Lincoln Elementary	57/75531-00-015	03/16/17	\$ 100,240	\$ 66,827
Torrance Unified	Los Angeles	Calle Mayor Middle School	57/65060-00-037	03/22/17	\$ 1,326,473	\$ -
Downey Unified	Los Angeles	Stauffer Middle	57/64451-00-029	03/23/17	\$ 7,237,121	\$ -
Central Elementary	San Bernardino	Dona Merced Elementary	57/67645-00-006	03/28/17	\$ 700,193	\$ -
Central Elementary	San Bernardino	Bear Gulch Elementary	57/67645-00-007	03/28/17	\$ 826,805	\$ -
Clovis Unified	Fresno	Red Bank Elementary	57/62117-00-055	04/04/17	\$ 3,090,137	\$ -
Twin Rivers Unified	Sacramento	Frontier Elementary	57/76505-00-042	04/05/17	\$ 798,413	\$ -
Twin Rivers Unified	Sacramento	Castori Elementary	57/76505-00-043	04/05/17	\$ 625,660	\$ -
Twin Rivers Unified	Sacramento	Northwood Elementary	57/76505-00-044	04/05/17	\$ 676,898	\$ -
Potter Valley Community Unified	Mendocino	Potter Valley High	57/73866-00-001	04/07/17	\$ 1,812,691	\$ -
Scotts Valley Unified	Santa Cruz	Scotts Valley Middle	57/75432-00-002	04/20/17	\$ 4,228,965	\$ -
Central Elementary	San Bernardino	Central Elementary	57/67645-00-008	04/24/17	\$ 809,201	\$ -
Menlo Park City Elementary	San Mateo	Laurel Elementary	57/68965-00-006	04/24/17	\$ 1,812,907	\$ -
Fullerton Joint Union High	Orange	Sunny Hills High	57/66514-00-016	04/26/17	\$ 2,230,396	\$ -
San Francisco Unified	San Francisco	Redding Elementary	57/68478-79-004	04/26/17	\$ 1,649,358	\$ -
San Benito High	San Benito	San Benito High	57/67538-00-002	04/27/17	\$ 1,033,724	\$ -
San Benito High	San Benito	San Benito High	57/67538-00-003	04/27/17	\$ 3,781,733	\$ -
San Benito High	San Benito	San Benito High	57/67538-00-004	04/27/17	\$ 797,124	\$ -
Snowline Joint Unified	San Bernardino	Pinon Hills Elementary	57/73957-00-001	05/01/17	\$ 307,916	\$ 205,278
Snowline Joint Unified	San Bernardino	Serrano High	57/73957-00-002	05/01/17	\$ 1,802,099	\$ 1,201,400
Snowline Joint Unified	San Bernardino	Baldy Elementary	57/73957-00-003	05/01/17	\$ 542,518	\$ 361,679
Snowline Joint Unified	San Bernardino	Chaparral Continuation High	57/73957-00-004	05/01/17	\$ 126,468	\$ 84,312
Snowline Joint Unified	San Bernardino	Phelan Elementary	57/73957-00-005	05/01/17	\$ 390,288	\$ 260,192
Snowline Joint Unified	San Bernardino	Quail Valley Middle	57/73957-00-006	05/01/17	\$ 235,451	\$ 156,967
Snowline Joint Unified	San Bernardino	Wrightwood Elementary	57/73957-00-007	05/01/17	\$ 258,119	\$ 172,080
Snowline Joint Unified	San Bernardino	Pinon Mesa Middle	57/73957-00-008	05/01/17	\$ 515,478	\$ 343,652
Escalon Unified	San Joaquin	Escalon High	57/68502-00-003	05/04/17	\$ 195,585	\$ -
Taft City Elementary	Kern	Lincoln Junior High	57/63800-00-007	05/09/17	\$ 3,922,144	\$ -
Konocti Unified	Lake	Lower Lake High	57/64022-00-010	05/09/17	\$ 759,579	\$ -
Konocti Unified	Lake	Lower Lake Elementary	57/64022-00-011	05/09/17	\$ 702,458	\$ -

SFP APPLICATIONS
 Modernization School Facilities Program
 - Workload as of October 31, 2017 -

District	County	Site Name	Application Number	50-04 Date Received	Estimated State Grant (a)	Financial Hardship (b)
Kern High	Kern	Foothill High	57/63529-00-011	05/17/17	\$ 1,668,200	\$ -
Pomona Unified	Los Angeles	Fremont Academy	57/64907-00-031	05/23/17	\$ 190,358	\$ -
San Jacinto Unified	Riverside	De Anza Elementary	57/67249-00-006	05/23/17	\$ 2,730,216	\$ -
San Jacinto Unified	Riverside	Park Hill	57/67249-00-007	05/23/17	\$ 2,557,969	\$ -
San Ramon Valley Unified	Contra Costa	Iron Horse Middle	57/61804-00-030	05/26/17	\$ 903,361	\$ -
Whittier City Elementary	Los Angeles	Dexter Middle	57/65110-00-013	06/02/17	\$ 5,030,095	\$ -
Los Angeles Unified	Los Angeles	Drew (Charles) Middle	57/64733-00-600	06/06/17	\$ 4,199,849	\$ -
Los Angeles Unified	Los Angeles	Kittridge Elementary	57/64733-00-601	06/06/17	\$ 1,095,503	\$ -
Los Angeles Unified	Los Angeles	Hamasaki (Riggin) Elementary	57/64733-00-602	06/06/17	\$ 1,287,581	\$ -
Los Angeles Unified	Los Angeles	Loyola Village Elementary	57/64733-00-603	06/06/17	\$ 1,649,253	\$ -
Los Angeles Unified	Los Angeles	Graham Elementary	57/64733-00-610	06/06/17	\$ 3,852,882	\$ -
Los Angeles Unified	Los Angeles	Tenth Street Elementary	57/64733-00-611	06/06/17	\$ 3,555,182	\$ -
Los Angeles Unified	Los Angeles	Belmont Senior High	57/64733-11-013	06/06/17	\$ 1,992,944	\$ -
Los Angeles Unified	Los Angeles	Loreto Street Elementary	57/64733-00-604	06/12/17	\$ 969,228	\$ -
Los Angeles Unified	Los Angeles	West Vernon Avenue Elementary	57/64733-00-605	06/12/17	\$ 3,129,659	\$ -
Los Angeles Unified	Los Angeles	Alphonso B Perez Special Education Center	57/64733-00-606	06/12/17	\$ 2,182,080	\$ -
Los Angeles Unified	Los Angeles	Loren Miller Elementary	57/64733-00-607	06/12/17	\$ 2,062,559	\$ -
Los Angeles Unified	Los Angeles	Marvin Elementary	57/64733-00-608	06/12/17	\$ 1,761,910	\$ -
Los Angeles Unified	Los Angeles	Fairfax Senior High	57/64733-00-609	06/12/17	\$ 2,391,709	\$ -
Cucamonga Elementary	San Bernardino	The Ontario Center	57/67694-00-004	06/15/17	\$ 2,691,763	\$ -
Ackerman Elementary	Placer	Bowman Elemenary	57/66761-00-004	06/16/17	\$ 2,019,694	\$ -
Ceres Unified	Stanislaus	Ceres High	57/71043-00-014	06/19/17	\$ 1,693,230	\$ -
Los Angeles Unified	Los Angeles	Burton Street Elementary	57/64733-00-612	06/20/17	\$ 2,776,042	\$ -
Los Angeles Unified	Los Angeles	State Street Elementary	57/64733-00-613	06/20/17	\$ 2,176,320	\$ -
Los Angeles Unified	Los Angeles	Sherman Oaks Center for Enriched Studies	57/64733-00-614	06/20/17	\$ 2,125,578	\$ -
Los Angeles Unified	Los Angeles	Parthenia Street Elementary	57/64733-00-615	06/20/17	\$ 2,387,217	\$ -
Los Angeles Unified	Los Angeles	James Monroe High	57/64733-00-616	06/20/17	\$ 1,784,276	\$ -
Los Angeles Unified	Los Angeles	Robert Louis Stevenson Middle	57/64733-05-017	06/20/17	\$ 1,225,590	\$ -
Los Angeles Unified	Los Angeles	Montague Charter Academy	57/64733-38-023	06/20/17	\$ 1,849,493	\$ -
Twin Rivers Unified	Sacramento	Foothill High	57/76505-00-045	06/21/17	\$ 215,624	\$ -
Twin Rivers Unified	Sacramento	Sierra View Elementary	57/76505-00-046	06/21/17	\$ 645,285	\$ -
Twin Rivers Unified	Sacramento	Woodlake Elementary	57/76505-00-047	06/21/17	\$ 936,133	\$ -
Twin Rivers Unified	Sacramento	Orchard Elementary	57/76505-00-048	06/21/17	\$ 677,836	\$ -
Twin Rivers Unified	Sacramento	Pioneer Elementary	57/76505-00-049	06/21/17	\$ 666,093	\$ -
Twin Rivers Unified	Sacramento	D. W. Babcock Elementary	57/76505-02-001	06/21/17	\$ 12,100	\$ -
Twin Rivers Unified	Sacramento	Hazel Strauch Elementary	57/76505-02-002	06/21/17	\$ 953,771	\$ -
Twin Rivers Unified	Sacramento	Hagginwood Elementary	57/76505-02-003	06/21/17	\$ 477,469	\$ -
Fullerton Joint Union High	Orange	Troy High	57/66514-00-017	06/22/17	\$ 3,425,704	\$ -
Jurupa Unified	Riverside	Rubidoux High	57/67090-00-012	06/22/17	\$ 4,876,717	\$ -
San Ramon Valley Unified	Contra Costa	Charlotte Wood Middle	57/61804-00-031	06/29/17	\$ 1,162,640	\$ -
Los Angeles Unified	Los Angeles	Elizabeth Learning Center	57/64733-00-617	07/06/17	\$ 1,635,587	\$ -

SFP APPLICATIONS
 Modernization School Facilities Program
 - Workload as of October 31, 2017 -

District	County	Site Name	Application Number	50-04 Date Received	Estimated State Grant (a)	Financial Hardship (b)
Los Angeles Unified	Los Angeles	Sylmar Senior High	57/64733-00-618	07/06/17	\$ 3,027,167	\$ -
Los Angeles Unified	Los Angeles	Griffith Middle	57/64733-00-619	07/06/17	\$ 3,023,576	\$ -
Chaffey Joint Union High	San Bernardino	Rancho Cucamonga High	57/67652-00-004	07/12/17	\$ 9,398,565	\$ -
Gustine Unified	Stanislaus	Gustine High	57/73619-00-005	07/13/17	\$ 1,279,608	\$ -
Brawley Elementary	Imperial	Barbara Worth Junior High	57/63073-00-003	07/14/17	\$ 1,076,419	\$ -
Chaffey Joint Union High	San Bernardino	Etiwanda High	57/67652-00-005	07/14/17	\$ 19,425,446	\$ -
La Habra City Elementary	Orange	Walnut Elementary	57/66563-00-009	07/17/17	\$ 2,669,971	\$ -
Lincoln Unified	San Joaquin	Claudia Landeen Elementary	57/68569-00-016	07/17/17	\$ 1,012,180	\$ -
Lincoln Unified	San Joaquin	Lincoln Elementary	57/68569-00-017	07/17/17	\$ 798,973	\$ -
Los Angeles Unified	Los Angeles	Hoover Street Elementary	57/64733-00-620	07/18/17	\$ 2,493,434	\$ -
Los Angeles Unified	Los Angeles	Griffin Avenue Elementary	57/64733-00-621	07/18/17	\$ 1,748,486	\$ -
Los Angeles Unified	Los Angeles	El Sereno Middle	57/64733-34-016	07/18/17	\$ 467,371	\$ -
Los Angeles Unified	Los Angeles	Reseda High	57/64733-39-008	07/18/17	\$ 1,622,731	\$ -
Central Union High	Imperial	Southwest High	57/63115-00-003	07/25/17	\$ 2,983,443	\$ -
Los Angeles Unified	Los Angeles	Kennedy (John F.) High	57/64733-00-622	07/25/17	\$ 1,378,141	\$ -
Los Angeles Unified	Los Angeles	Hale Charter School Academy	57/64733-00-623	07/25/17	\$ 4,231,576	\$ -
Los Angeles Unified	Los Angeles	Dana (Richard Henry) Middle	57/64733-20-019	07/25/17	\$ 1,049,442	\$ -
Larkspur Elementary	Marin	Hall Middle	57/65367-00-006	07/26/17	\$ 855,664	\$ -
Santa Paula Unified	Ventura	McKevett Elementary	57/76828-00-002	07/26/17	\$ 1,300,289	\$ -
Torrance Unified	Los Angeles	Bert M. Lynn Middle	57/65060-00-038	07/28/17	\$ 741,833	\$ -
Torrance Unified	Los Angeles	Edison Elementary	57/65060-00-039	07/28/17	\$ 326,165	\$ -
Torrance Unified	Los Angeles	Evelyn Carr Elementary	57/65060-00-040	07/28/17	\$ 73,359	\$ -
Torrance Unified	Los Angeles	Casimir Middle	57/65060-00-041	07/28/17	\$ 274,729	\$ -
Torrance Unified	Los Angeles	Jefferson Middle	57/65060-00-042	07/28/17	\$ 811,892	\$ -
Temecula Valley Unified	Riverside	Temecula Elementary	57/75192-00-008	07/28/17	\$ 712,375	\$ -
Twin Rivers Unified	Sacramento	Noralto Elementary	57/76505-00-050	07/28/17	\$ 912,660	\$ -
Torrance Unified	Los Angeles	Riviera Elementary	57/65060-00-043	07/31/17	\$ 522,319	\$ -
Los Angeles Unified	Los Angeles	White Point Elementary	57/64733-00-624	08/01/17	\$ 1,863,739	\$ -
Placer Union High	Placer	Placer High	57/66894-00-012	08/01/17	\$ 464,452	\$ -
Torrance Unified	Los Angeles	Towers Elementary	57/65060-00-044	08/02/17	\$ 654,453	\$ -
Sequoia Union High	San Mateo	Redwood High	57/69062-00-037	08/03/17	\$ 560,989	\$ -
Los Angeles Unified	Los Angeles	Chatsworth Senior High	57/64733-00-625	08/08/17	\$ 1,777,658	\$ -
Los Angeles Unified	Los Angeles	Leland Street Elementary	57/64733-00-626	08/08/17	\$ 811,630	\$ -
Los Angeles Unified	Los Angeles	Van Nuys Elementary	57/64733-00-627	08/08/17	\$ 2,651,877	\$ -
Los Angeles Unified	Los Angeles	Stagg Street Elementary	57/64733-00-628	08/08/17	\$ 1,593,293	\$ -
Azusa Unified	Los Angeles	Henry Dalton Elementary	57/64279-00-021	08/11/17	\$ 2,870,170	\$ -
Porterville Unified	Tulare	Porterville High	57/75523-00-015	08/11/17	\$ 6,176,901	\$ -
Porterville Unified	Tulare	Monache High	57/75523-00-016	08/11/17	\$ 3,199,635	\$ -
Larkspur Elementary	Marin	Neil Cummins Elementary	57/65367-00-007	08/14/17	\$ 754,398	\$ -
Rincon Valley Union Elementary	Sonoma	Village Elementary Charter	57/70896-00-011	08/14/17	\$ 1,634,597	\$ -
Los Angeles Unified	Los Angeles	Coldwater Canyon Elementary	57/64733-00-629	08/16/17	\$ 2,719,964	\$ -

SFP APPLICATIONS
 Modernization School Facilities Program
 - Workload as of October 31, 2017 -

District	County	Site Name	Application Number	50-04 Date Received	Estimated State Grant (a)	Financial Hardship (b)
Los Angeles Unified	Los Angeles	San Fernando Senior High	57/64733-73-005	08/16/17	\$ 4,443,145	\$ -
Escondido Union	San Diego	Quantum Academy	57/68098-00-013	08/16/17	\$ 985,189	\$ -
Merced River Union Elementary	Merced	Washington Elementary	57/73726-00-001	08/17/17	\$ 112,778	\$ 75,186
Fortuna Union High	Humboldt	Fortuna Union High	58/62810-00-001*	08/17/17	\$ 2,711,233	\$ -
McSwain Union Elementary	Merced	McSwain Elementary	57/65763-00-003	08/18/17	\$ 161,469	\$ 107,646
Natomas Unified	Sacramento	Natomas Pacific Pathways Prep Middle	57/75283-00-004	08/18/17	\$ 2,479,644	\$ -
Caruthers Unified	Fresno	Caruthers High	57/75598-00-003	08/21/17	\$ 2,758,739	\$ -
Burbank Unified	Los Angeles	Thomas Jefferson Elementary	57/64337-00-018	08/22/17	\$ 138,270	\$ -
Irvine Unified	Orange	Santiago Hills Elementary	57/73650-00-021	08/23/17	\$ 335,448	\$ -
Irvine Unified	Orange	College Park Elementary	57/73650-00-022	08/23/17	\$ 470,630	\$ -
Irvine Unified	Orange	Culverdale Elementary	57/73650-00-023	08/23/17	\$ 597,498	\$ -
Washington Unified	Fresno	West Fresno Elementary	57/76778-00-004	08/29/17	\$ 688,283	\$ -
Los Angeles Unified	Los Angeles	Markham (Edwin) Middle	57/64733-00-630	08/30/17	\$ 1,804,655	\$ -
Los Angeles Unified	Los Angeles	Bell Senior High	57/64733-00-631	08/30/17	\$ 2,084,470	\$ -
Sacramento City Unified	Sacramento	Kit Carson Middle	57/70439-00-075	08/30/17	\$ 38,707	\$ -
Rincon Valley Union Elementary	Sonoma	Matanzas Elementary	57/70896-00-012	08/31/17	\$ 666,550	\$ -
Central Union Elementary	Kings	Akers Elementary	57/63883-00-001	09/01/17	\$ 434,796	\$ 289,864
Torrance Unified	Los Angeles	West High	57/65060-00-045	09/01/17	\$ 3,338,116	\$ -
Palo Verde Union Elementary	Tulare	Palo Verde Elementary	57/72033-00-002	09/01/17	\$ 30,247	\$ 20,164
Twin Rivers Unified	Sacramento	Kohler Elementary	57/76505-00-051	09/05/17	\$ 385,233	\$ -
Maple Elementary	Kern	Maple Elementary	58/63610-00-002*	09/06/17	\$ 2,070,698	\$ -
North Monterey County Unified	Monterey	North Monterey County High	57/73825-00-010	09/07/17	\$ 3,519,183	\$ -
Sweetwater Union High	San Diego	Sweetwater High	57/68411-00-043	09/08/17	\$ 3,597,141	\$ -
Sweetwater Union High	San Diego	Hilltop Middle	57/68411-00-044	09/08/17	\$ 1,611,256	\$ -
Sweetwater Union High	San Diego	Chula Vista Senior High	57/68411-00-045	09/08/17	\$ 3,194,421	\$ -
Sweetwater Union High	San Diego	Mar Vista Middle	57/68411-00-046	09/08/17	\$ 1,406,447	\$ -
Sweetwater Union High	San Diego	Mar Vista Senior High	57/68411-00-047	09/08/17	\$ 2,037,649	\$ -
Sweetwater Union High	San Diego	Castle Park Senior High	57/68411-00-048	09/08/17	\$ 2,157,524	\$ -
Twin Rivers Unified	Sacramento	Woodridge Elementary	57/76505-00-052	09/08/17	\$ 573,298	\$ -
Twin Rivers Unified	Sacramento	Pacific Career and Technology High	57/76505-00-053	09/08/17	\$ 2,323,049	\$ -
Twin Rivers Unified	Sacramento	Grant Union High	57/76505-00-054	09/08/17	\$ 1,915,763	\$ -
Los Angeles Unified	Los Angeles	Robert Frost Middle	57/64733-00-632	09/13/17	\$ 5,038,547	\$ -
Los Angeles Unified	Los Angeles	Hart Street Elementary	57/64733-00-633	09/13/17	\$ 676,654	\$ -
Los Angeles Unified	Los Angeles	Alta Loma Elementary	57/64733-10-003	09/13/17	\$ 820,154	\$ -
Antelope Valley Union High	Los Angeles	Antelope Valley High	58/64246-00-001	09/13/17	\$ 842,942	\$ -
Escondido Union	San Diego	Mission Middle	57/68098-00-014	09/14/17	\$ 3,201,633	\$ -
Escondido Union Elementary	San Diego	Mission Middle	58/68098-00-001	09/14/17	\$ 470,400	\$ -
Weaver Union	Merced	Weaver Middle	57/65862-00-002	09/15/17	\$ 2,210,240	\$ -
Los Angeles Unified	Los Angeles	Capistrano Avenue Elementary	57/64733-00-634	09/20/17	\$ 1,204,765	\$ -
Newport-Mesa Unified	Orange	Roy O. Andersen Elementary	57/66597-00-042	09/20/17	\$ 255,268	\$ -
Burbank Unified	Los Angeles	Bret Harte Elementary	57/64337-00-019	09/21/17	\$ 138,270	\$ -

SFP APPLICATIONS
Modernization School Facilities Program
- Workload as of October 31, 2017 -

District	County	Site Name	Application Number	50-04 Date Received	Estimated State Grant (a)	Financial Hardship (b)
Victor Elementary	San Bernardino	Village Elementary	57/67918-00-006	09/25/17	\$ 871,723	\$ -
Victor Elementary	San Bernardino	Mojave Vista Elementary	57/67918-00-007	09/25/17	\$ 904,696	\$ -
Yreka Union High	Siskiyou	Yreka High	57/70516-00-003	09/25/17	\$ 750,864	\$ 500,576
Maple Elementary	Kern	Maple Elementary	57/63610-00-003	09/29/17	\$ 1,658,089	\$ 1,105,393
Norwalk-La Mirada Unified	Los Angeles	John H. Glenn High	57/64840-00-027	10/04/17	\$ 1,520,177	\$ -
Norwalk-La Mirada Unified	Los Angeles	Corvallis Middle	57/64840-00-028	10/06/17	\$ 1,587,197	\$ -
Norwalk-La Mirada Unified	Los Angeles	Reginald M. Benton Middle	57/64840-00-029	10/06/17	\$ 784,751	\$ -
Los Angeles Unified	Los Angeles	Emelita Street Elementary	57/64733-00-635	10/11/17	\$ 1,075,775	\$ -
Escondido Union	San Diego	Orange Glen Elementary	57/68098-00-015	10/12/17	\$ 2,211,945	\$ -
Firebaugh-Las Deltas Joint Unified	Fresno	Arthur E. Mills Intermediate	57/73809-00-005	10/12/17	\$ 937,217	\$ -
Cutler-Orosi Joint Unified	Tulare	Orosi High	57/71860-00-009	10/16/17	\$ 505,872	\$ 337,248
Burbank Unified	Los Angeles	R. L. Stevenson Elementary	57/64337-00-020	10/17/17	\$ 605,944	\$ -
Los Angeles Unified	Los Angeles	Palms Middle	57/64733-00-636	10/17/17	\$ 3,047,951	\$ -
Southern Humboldt Joint Unified	Humboldt	Redway Elementary	57/63040-00-002	10/18/17	\$ 1,701,739	\$ -
Newhall Elementary	Los Angeles	Peachland Avenue Elementary	57/64832-00-005	10/19/17	\$ 1,460,819	\$ -
Columbia Elementary	Shasta	Columbia Elementary	57/69948-00-002	10/20/17	\$ 2,262,817	\$ -
Los Angeles Unified	Los Angeles	Broadous Elementary	57/64733-00-637	10/25/17	\$ 713,401	\$ -
Anaheim Union High	Orange	Anaheim High	57/66431-00-016	10/25/17	\$ 6,422,590	\$ -
Anaheim Union High	Orange	Cypress High	57/66431-00-017	10/25/17	\$ 3,942,420	\$ -
West Contra Costa Unified	Contra Costa	El Cerrito Senior High	58/61796-00-011*	10/25/17	\$ 204,935	\$ -
Downey Unified	Los Angeles	Rio Hondo Elementary	57/64451-00-030	10/27/17	\$ 1,879,657	\$ -
San Marcos Unified	San Diego	Alvin M. Dunn Elementary	57/73791-00-006	10/31/17	\$ 749,808	\$ -
Plumas Unified	Plumas	Quincy Elementary	58/66969-00-002	10/31/17	\$ 807,391	\$ -
					\$ 1,026,880,056	\$ 45,168,071
					\$	1,072,048,127

MODERNIZATION FUNDING SUBTOTALS	\$ 1,019,772,457	\$ 45,168,071
MODERNIZATION FACILITY HARDSHIP - NON SEISMIC	\$ 2,120,733	\$ -
TOTAL MODERNIZATION FUNDING	\$	1,067,061,261
MODERNIZATION FACILITY HARDSHIP - SEISMIC	\$ 4,986,866	\$ -

(a) Represents estimated 60% state share of project including excessive cost grants. Sesimic Mitigation Program projects represents the estimated 50% state share of project. Amounts shown have not been reviewed by OPSC for compliance with all School Facility Program requirements.

(b) Represents estimated financial hardship. Amounts shown have not been reviewed by OPSC for compliance with all School Facility Program requirements.

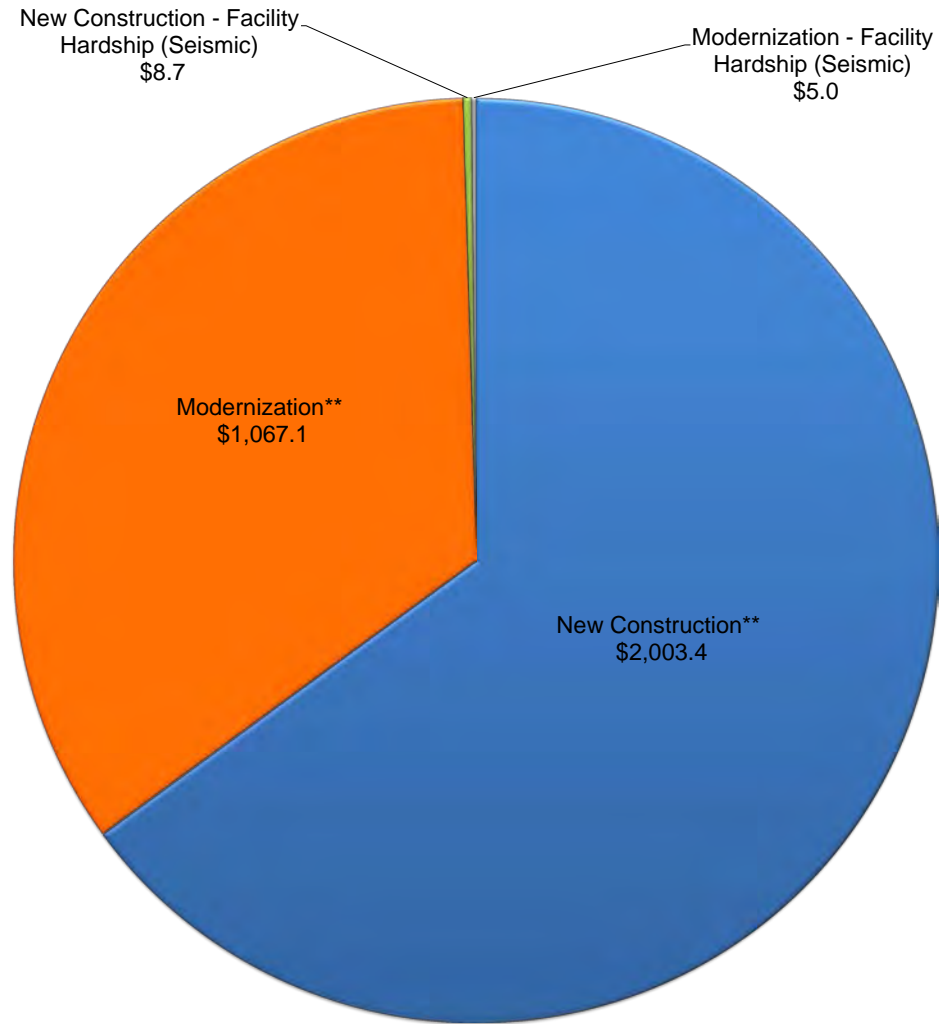
*Facility Hardship project requesting Seismic Mitigation Program funding.

SFP APPLICATIONS
 Overcrowding Relief Grant - School Facilities Program
 - Workload as of October 31, 2017 -

District	County	Site	Application Number	50-04 Date Received	ORG State Share	Status
Covina Valley Unified	Riverside	Sierra Vista Middle	56/64436-01-001*	7/29/2013	\$ 4,311,517	Beyond Authority
Chaffey Joint Union	San Bernardino	Ontario High	56/67652-00-003*	7/25/2013	\$ 8,739,582	Beyond Authority
					\$ 13,051,099	

* Overcrowding Relief Grant applications received by OPSC for the 2013 Filing Round. OPSC has not yet reviewed the total grant requested and the total number of projects exceed available bond authority. Placement on this list does not confirm funding.

School Facility Program Applications within Bond Authority*
- in millions of dollars, as of October 31, 2017-



*The projects on this report only represents completed applications that are awaiting Office of Public School Construction (OPSC) processing and scheduling to the State Allocation Board. It does not reflect the Office of Public School Construction's complete workload or guarantee the project is within available bond authority.

** Includes Facility Hardship Non-Seismic applications.

This list includes future workload that is identified as:

- Pending reflects workload that has been processed by OPSC but awaiting further information/documentation from the district.
- Reviewing reflects currently being processed by OPSC.

INFORMATION ITEM

**FACILITY HARDSHIP/REHABILITATION APPROVALS WITHOUT
FUNDING**

As of August 23, 2017

FACILITY HARDSHIP/REHABILITATION APPROVALS WITHOUT FUNDING

As of September 6, 2017 State Allocation Board

FACILITY HARDSHIP

<i>School District</i>	<i>County</i>	<i>Program</i>	<i>Application Number</i>	<i>School Site Name</i>	<i>SAB Approval Date</i>	<i>Funding Application Due Date</i>	<i>Estimated State Grant</i>
Long Beach Unified	Los Angeles	Seismic Mitigation	51/64725-00-001	Hamilton Junior High	1/27/2016	9/26/2017*	\$ 4,578,906
Somis Union	Ventura	Facility Hardship	51/72611-00-001	Somis Elementary	10/17/2016	9/20/2018	TBD
Burnt Ranch Elementary	Trinity	Facility Hardship	51/71662-00-001	Burnt Ranch Elementary	8/23/2017	4/23/2019	\$ 7,992,130****
Mountain Valley USD	Trinity	Facility Hardship	51/75028-00-001	Hayfork Elementary	8/23/2017	4/23/2019	\$ 6,003,434****
Mountain Valley USD	Trinity	Facility Hardship	51/75028-00-002	Hayfork High	8/23/2017	4/23/2019	\$ 7,925,667****
Estimated Total Need (State Share)							\$ 23,787,694

REHABILITATION

<i>School District</i>	<i>County</i>	<i>Program</i>	<i>Application Number</i>	<i>School Site Name</i>	<i>SAB Approval Date</i>	<i>Funding Application Due Date</i>	<i>Estimated State Grant</i>
Maple Elementary	Kern	Facility Hardship	58/63610-00-001	Maple Elementary	12/9/2015	6/9/2017***	\$ 1,437,989****
Maple Elementary	Kern	Seismic Mitigation	58/63610-00-002	Maple Elementary	4/20/2016	10/20/2017**	\$ 1,667,845****
West Contra Costa	Contra Costa	Seismic Mitigation	58/61796-00-003	Crespi Junior High	10/17/2016	2/24/2018	\$ 943,871
Estimated Total Need (State Share)							\$ 4,049,705

Facility Hardship and Rehabilitation Estimated Total Need (State Share)							\$ 27,837,399
--	--	--	--	--	--	--	---------------

*Full Funding Application submitted on 8/29/17

**Full Funding Application submitted on 9/6/2017

***Full Funding Application submitted on 9/26/2017

****These projects have received design apportionments which are included in the Estimated State Grant amount.

INFORMATION ITEM

FINANCIAL HARDSHIP PROGRAM QUALIFYING CRITERIA

Regulation Section 1859.81. Financial Hardship.

Except for Joint-Use Projects and Career Technical Education Facilities Projects, a district is eligible for financial hardship to fund all or a portion of its matching share requirement after demonstrating the requirements of (a), (c), and (d) below:

- (a) The district is financially unable to provide all necessary matching funds for an eligible project. To determine this, an analysis shall be made of the district's financial records by the OPSC including data and records maintained by the CDE and the County Office of Education. The analysis shall consist of a review of the district's latest Independent Audit regarding funds available from all capital facility accounts, including, but not limited to, developer fees, funds generated from capital facility certificates of participation, federal grants, redevelopment funds, sale proceeds from surplus property, the appraised value of facilities approved for replacement pursuant to Section 1859.82, bond funds either encumbered, unencumbered or authorized but unsold, and savings from other SFP projects. All funds thus identified that have not been expended or encumbered by a contractual agreement for a specific capital outlay purpose prior to the initial request for financial hardship status shall be deemed available as a matching contribution.

After the initial request for financial hardship status is granted, no further encumbrances will be approved by the OPSC and all prospective revenue made available to the district's capital facility accounts shall be deemed available as matching contribution on the subsequent financial hardship review, with the exception of:

- (1) Approved interim housing expenditures.
- (2) Funding to pay for previously recognized multi-year encumbrances approved at the initial financial hardship approval.
- (3) Funding that is transferred into a Special Reserve Fund and is used for the express purpose of the Federal Renovation Program when the amount expended out of that fund does not exceed the maximum Federal Renovation Grant amount.
- (4) Funding that is transferred into a Special Reserve Fund and is used for the express purpose of the School Facilities Needs Assessment Grant Program or Emergency Repair Program when the amount expended out of that fund does not exceed the maximum grant amount apportioned.
- (5) Funding that is transferred into a Special Reserve Fund and is used for the express purpose of the Career Technical Education Facilities Program when the amount expended out of that fund does not exceed the applicant's share of the maximum grant amount apportioned.
- (6) Funding that is transferred into a Special Reserve Fund and used for the express purpose of the Overcrowding Relief Grant when the amount expended out of that fund does not exceed the amount of the site acquisition and design costs of the project and the district has submitted an approved Form SAB 50-11.
- (7) Funding that is used for the express purpose of reimbursing the State a proportionate share of financial hardship received when there has been a transfer of a special education program and title to the facility. In addition, the funding was used within five years of the title transfer.
- (8) Funding to pay for obtaining a structural report pursuant to Section 1859.82 for an approvable and funded seismic mitigation project.
- (9) All other capital facility funding for a period of three years when no subsequent financial hardship request is made during this period, with the exception of the funding identified in (6). The three-year period begins with the date of the most recent financial hardship new construction or modernization adjusted grant funding apportionment.

When Overcrowding Relief Grant funding is set aside pursuant to (6) and the School District has not submitted, or the OPSC has not accepted, a Form SAB 50-04 for an Overcrowding Relief Grant within three years from the date of deposit into the Special Reserve Fund, or the School District has not met the requirements in Sections 1859.90 or 1859.105, remaining funds plus interest accrued at the Pooled Money Investment Board rate at that

time period shall be deemed available as matching contribution on a subsequent financial hardship project or be captured through an audit adjustment pursuant to Section 1859.106.

The financial hardship analysis is subject to approval by the Board.

- (b) From the funds deemed available as a matching contribution, the district may retain \$19,776 per classroom in each enrollment reporting period for the cost to provide interim housing for the currently unhoused pupils of the district. The amount shown shall be adjusted annually in the manner prescribed in Section 1859.71. The number of classrooms needed for interim housing for the currently unhoused pupils shall be the sum of the positive numbers determined in (b)(7) as follows:
- (1) Determine the current enrollment of the district by grade level as shown on the latest Form SAB 50-01.
 - (2) Determine the New Construction Grants apportioned by grade level for all SFP projects and LPP funded under the provisions of Sections 1859.12 or 1859.13 where the district has submitted Form SAB 50-06 indicating that the project is 100 percent complete.
 - (3) Subtract (b)(2) from (b)(1).
 - (4) Determine the number of classrooms by grade level reported in Part 1, Line 8 on Form SAB 50-02.
 - (5) Multiply the classrooms determined in (b)(4) by 25 for K-6, 27 for 7-12, 13 for Non-Severe and 9 for Severe.
 - (6) Subtract the product determined in (b)(5) from the difference determined in (b)(3) by grade level.
 - (7) Divide the difference by grade level determined in (b)(6) by 25 for K-6, 27 for 7-12, 13 for Non-Severe and 9 for Severe and round up to the nearest whole number.

From the funds deemed available as a matching contribution, the district may also retain \$19,776 per portable toilet unit in each reporting period for the cost to provide necessary interim toilet facilities for the currently unhoused pupils of the district. The amount shown shall be adjusted annually in the manner prescribed in Section 1859.71. The number of toilet facilities needed for interim housing shall be the sum of the positive numbers determined in (b)(7) divided by eight rounded up to the nearest whole number.

From the funds deemed available as a matching contribution, the district may also retain \$19,776 per classroom in each reporting period for the cost to provide necessary interim housing for the currently unhoused pupils displaced as a result of a SAB approved seismic mitigation project pursuant to Section 1859.82. The amount shown shall be adjusted annually in the manner prescribed in Section 1859.71. The number of classrooms needed for interim housing shall be the quotient of the displaced pupils by 25 for K-6, 27 for 7-12, 13 for Non-Severe and 9 for Severe and round up to the nearest whole number.

If the district's available funds, as determined by the OPSC analysis less costs for interim housing, is less than its matching share, the district will be deemed to have met the requirements of this Subsection.

- (c) The district has made all reasonable efforts to fund its matching share of the project by demonstrating it is levying the developer fee justified under law or an alternative revenue source equal to or greater than the developer fee otherwise justified under law at the time of request for hardship and the district meets at least one of the following:
- (1) The current outstanding bonded indebtedness of the district issued for the purpose of constructing school facilities in accordance with Education Code Section 17072.35 or 17074.25 as appropriate, at the time of request for financial hardship status, is at least 60 percent of the district's total bonding capacity. Outstanding bonded indebtedness includes that part of general obligation bonds, Mello-Roos Bonds, School Facility Improvement District Bonds and certificates of participation which the district is paying a debt service that was issued for capital outlay school facility purposes.
 - (2) The district had a successful registered voter bond election for at least the maximum amount allowed under Proposition 39 within the previous two years from the date of request for financial hardship status. The proceeds from the bond election that represent the maximum amount allowed under the provisions of Proposition 39 must be used to fund the district's matching share requirement for SFP project(s).
 - (3) It is a County Superintendent of Schools.
 - (4) The district's total bonding capacity at the time of the request for financial hardship status is \$5 million or less.
 - (5) Other evidence of reasonable effort as approved by the SAB.

If the district's request for financial hardship status is denied by the Board, the district may be deemed eligible for rental payments of \$2,000 per year per classroom under the Emergency School Classroom Law of 1979 for a two year period when relocatable classroom buildings are available and the district provides financial documentation that it is unable to afford the full rental amount and any other information satisfactory to the Board that the rental reduction is necessary. The number of classrooms eligible for the \$2,000 rental payments shall be the sum of the numbers determined in (c)(5)(B) as follows:

- (A) Determine the number of pupils by grade level that the district requested a New Construction Grant on the Form SAB 50-04 that were denied financial hardship status.
- (B) Divide the number by grade level determined in (c)(5)(A) by 25 for K-6, 27 for 7-12, 13 for Non-Severe and 9 for Severe and round up to the nearest whole number.
- (d) The district has not signed a contract for acquisition or construction of classrooms that replace existing facility(ies), which were included in the determination of the district's new construction eligibility pursuant to Education Code Section 17071.75, in a locally funded project during the five-year period immediately preceding the district's application for financial hardship assistance. This restriction may be lifted if the Board finds that unforeseen and extenuating circumstances existed that required the district to use local funds to replace the facility(ies).
- (e) If the district meets the financial hardship requirements in this Section, the amount of financial hardship is equal to the district's matching share less funds deemed available in (a).
- (1) Once a district has been notified by the OPSC that it meets the requirements of financial hardship in this Section, the district may file Form SAB 50-04 under the provisions of financial hardship anytime within a period of 180 calendar days from the date of the OPSC notification.
- (2) If the district does not submit Form SAB 50-04 under the provisions of financial hardship within 180 calendar days of the OPSC notification of approval of financial hardship status, the district must re-qualify for financial hardship status under the provisions of this Section by submittal of a new request for financial hardship status.
- (3) If the district submits Form SAB 50-04 within 180 calendar days of the OPSC notification of approval of financial hardship and the project(s) has been included on an unfunded list for more than 180 calendar days, a review of the district's funds pursuant to (a) will be made to determine if additional district funds are available to fund the district's matching share of the project(s).

Financial hardship approval status by the OPSC for a separate design and/or site apportionment does not apply to any subsequent funding for the project(s).

- (f) If the district submits Form SAB 50-04 within 180 calendar days of the OPSC notification of approval of financial hardship and the project(s) has been included on the "Unfunded List (Lack of AB 55 Loans)" for more than 180 calendar days as a result of the State of California's inability to provide interim financing from the Pooled Money Investment Account (AB 55 loans), the Board may suspend the unfunded review requirement as defined in Regulation Section 1859.81(e). Projects added to any other unfunded list shall be subject to the review detailed in Regulation Section 1859.81(e). Regulation Section 1859.81(f) shall become inoperative July 1, 2011.
- (g) A project added to an unfunded list on or after July 1, 2011 will be subject to the review detailed in section (e)(3). For projects added to an unfunded list between February 25, 2009 and June 30, 2011, only the district's financial records on or after July 1, 2011 will be considered in calculating any adjustment to the district's matching share.

Note: Authority cited: Sections 17070.35, 17075.15, 17078.72 and 17592.73, Education Code.

Reference: Sections 17071.75, 17075.10, 17075.15, and 17079.20, Education Code.