

STATE OF CALIFORNIA DEPARTMENT OF GENERAL SERVICES
REAL ESTATE SERVICES DIVISION
PROJECT MANAGEMENT AND DEVELOPMENT BRANCH



Date: June 16, 2022

DOCUMENT 00 91 13

ADDENDUM No. 3 TO THE CONTRACT DOCUMENTS

Bid Due Date – July 6, 2022

**DSH METROPOLITAN SNF BLDG REPAIR PROJECT
DEPARTMENT OF STATE HOSPITALS
SKILLED NURSING FACILITY (SNF)
NORWALK, LOS ANGELES COUNTY, CALIFORNIA**

PROJECT NO. DGS00000142412C

ACKNOWLEDGE RECEIPT OF THIS ADDENDUM ON BID FORM AND
REVISE THE CONTRACT DOCUMENTS AS FOLLOWS:

PROJECT MANUAL

INTRODUCTORY INFORMATION

1. DOCUMENT 00 01 10 - TABLE OF CONTENTS

- A. REMOVE Document 00 01 10 Table of Contents in its entirety and REPLACE Document 00 01 10 Addendum 3 dated June 15, 2022 making the following changes:

ADD Section 08 31 13 Access Doors and Frames.

2. DOCUMENT 00 01 15 – LIST OF DRAWINGS

- A. REMOVE Document 00 01 15 List of Drawings in its entirety and REPLACE Document 00 04 15 Addendum 3 dated June 15, 2022.

BIDDING REQUIREMENTS

1. DOCUMENT 00 41 00 – BID FORM

- A. REMOVE Document 00 41 00 Bid Form in its entirety and REPLACE Document 00 41 00 Addendum 3 dated June 15, 2022 making the following changes:

CHANGE amount of Allowance in SCHEDULE OF WORK AND PRICES item 2 from \$200,000 to \$60,000.

SPECIFICATIONS

1. **SECTION 01 21 00 – ALLOWANCES**

- A. **REMOVE** Section 01 21 10 Allowances in its entirety and **REPLACE** Section 01 21 00 Addendum 3 dated June 15, 2022 making the following changes:

DELETE PARAGRAPH 1.03 Allowances and **REPLACE** it with the following:

1.03 ALLOWANCE(S)

- A. Allow a lumpsum of \$10,000 for furnishing labor, services, transportation and material for removal of hazardous material in deteriorated the flooring mastic and lead abatement of any deteriorated paint surfaces or any unforeseen site conditions.
- B. Allow a lump sum of \$10,000 for furnishing labor, services, transportation and material for replacement of existing any additional deteriorated VCT flooring with LVT flooring not shown per addendum 1 or any unforeseen site conditions or any unforeseen site conditions.
- C. Allow lumpsum of \$20,000 for demolition, haul off, disposal and replacement of any additional existing deteriorated nurses station cabinetry and countertops not shown on addendum 1 or any unforeseen site conditions.
- D. Allow lumpsum of \$20,000 for extending the State's trailer & printer/Scanner lease, bottled drinking water service and cleaning service or any unforeseen site condition.

2. **DIVISION 08 – OPENINGS**

- A. **ADD** the attached Section 08 31 13 Access Doors and Frames.

DRAWINGS

1. **REMOVE** the set of Drawings originally issued and **REPLACE** with the attached Addendum No. 3 set of Drawings dated June 15, 2022 as listed in Document 00 01 15 List of Drawings.

END OF ADDENDUM NO. 3

ATTACHMENTS:

Document 00 01 10 Table of Contents, pages 1 through 2.
Document 00 01 15 List of Drawings, pages 1 through 2.
Document 00 41 00 Separate Prices Bid Form, pages 1 through 9.
Specifications, Section 01 21 00, Allowances, pages 1 through 2.
Specifications, Section 08 31 13, Access Doors and Frames, pages 1 through 6.
Addendum No. 3 Drawing Sheets as Listed in List of Drawings.

DOCUMENT 00 01 10

TABLE OF CONTENTS

BOOK I

INTRODUCTORY INFORMATION

| | Pages |
|--|-------------|
| Document 00 01 01 Project Title Page | 1 only |
| 00 01 05 Certifications Page..... | 1 through 2 |
| 00 01 10 Table of Contents | 1 through 2 |
| 00 01 15 List of Drawings | 1 only |

BIDDING REQUIREMENTS

| | |
|--|-------------|
| Document 00 11 00 Invitation to Bid | 1 through 3 |
| 00 21 00 Instructions to Bidders | 1 through 9 |
| Appendix 00 21 00.1, Request for Bidding Interpretation | 1 only |
| 00 22 00 Supplementary Instructions to Bidders | 1 through 2 |
| 00 22 10 DVBE Participation Program Requirements | 1 through 3 |
| 00 41 00 Bid Form (Sample)..... | 1 through 9 |
| 00 43 13 Bidder's Bond (Sample)..... | 1 only |
| 00 43 16 Certified Small Business Subcontractor(s) Summary (Sample)..... | 1 through 2 |
| 00 45 46 Payee Data Record..... | 1 through 2 |

CONTRACTING REQUIREMENTS

| | |
|--|--------------|
| Document 00 52 00 Agreement (Sample)..... | 1 only |
| 00 61 13 Performance Bond (Sample)..... | 1 only |
| 00 61 14 Payment Bond (Sample)..... | 1 only |
| 00 63 63 Construction Contract Change Order (Sample)..... | 1 only |
| 00 72 00 General Conditions of the Contract for Construction | 1 through 31 |
| 00 73 00 Supplementary Conditions | 1 through 13 |
| 00 91 13 Addenda (Sample)..... | 1 through 3 |

SPECIFICATIONS

DIVISION 01 - GENERAL REQUIREMENTS

| | |
|--|-------------|
| Section 01 11 00 Summary | 1 through 5 |
| 01 21 00 Allowances | 1 through 2 |
| 01 25 00 Substitution Procedures | 1 through 4 |
| 01 31 00 Project Management and Coordination | 1 through 2 |
| 01 31 25 Web based Project Management System | 1 through 4 |
| 01 32 16 Progress Schedules and Reports | 1 through 6 |
| 01 32 00 Construction Progress Documentation | 1 through 4 |
| 01 32 33 Construction Photographs..... | 1 through 2 |
| 01 33 00 Submittal Procedures..... | 1 through 6 |
| 01 33 29.08 Buy Clean California Report..... | 1 through 2 |
| 01 35 16 Alteration Project Procedures | 1 through 3 |
| 01 35 53 Correctional Security Project Procedures..... | 1 through 6 |
| 01 35 54 Hospital Project Procedures..... | 1 through 3 |
| 01 41 00 Quality Requirements | 1 through 2 |
| 01 45 33 Asbestos Abatement Observation..... | 1 through 5 |

| | | |
|----------|---|-------------|
| | Appendix 01 45 33.1, Daily Job Sign-in/Sign-out & Visitors Log..... | 1 only |
| | Appendix 01 45 33.2, Observer's Daily Project Log | 1 only |
| | Appendix 01 45 33.3, Observer's Daily Survey Checklist..... | 1 through 3 |
| | Appendix 01 45 33.4, Air Sampling Data Sheet | 1 only |
| 01 60 00 | Product Requirements | 1 through 2 |
| 01 73 29 | Cutting and Patching..... | 1 through 2 |
| 01 74 19 | Construction Waste Management..... | 1 through 3 |
| | Appendix 01 74 19.1, Construction Waste Estimate..... | 1 only |
| | Appendix 01 74 19.2, Waste Management Report..... | 1 through 2 |
| 01 74 20 | Recycled Content Certification..... | 1 through 2 |
| | Appendix 01 74 20.1, Ex. Recycled Content Certification Worksheet | 1 through 3 |
| | Appendix 01 74 20.2, Example SABRC Procurement Summary..... | 1 through 2 |
| 01 74 23 | Cleaning | 1 through 2 |
| 01 77 00 | Closeout Procedures | 1 through 5 |
| | Appendix 01 77 00, A-1, Contractors Certification of DVBE/SB Participation..... | 1 only |
| | Appendix 01 77 00, A-2, Contractor's Certification of DVBE/SB Participation, Preliminary & Final Report..... | 1 only |
| | STD 817 Prime contractor's certification – DVBE Subcontractor Report | 1 through 5 |
| 01 78 39 | Project Record Documents | 1 through 4 |

DIVISION 07 - THERMAL AND MOISTURE PROTECTION

| | | | |
|---------|----------|--------------------------|-------------|
| Section | 07 82 00 | Board Fireproofing | 1 through 4 |
| | 07 84 43 | Joint Firestopping | 1 through 6 |
| | 07 92 00 | Joint Sealants | 1 through 8 |

DIVISION 08 – OPENINGS

| | | | |
|---------|----------|-------------------------------|-------------|
| Section | 08 31 13 | Access Doors and Frames | 1 through 6 |
|---------|----------|-------------------------------|-------------|

DIVISION 09 - FINISHES

| | | | |
|---------|-------------|--------------------------------------|-------------|
| Section | 09 10 90.52 | Maintenance Repainting | 1 though 14 |
| | 09 22 16 | Non-Structural Metal Framing | 1 through 4 |
| | 09 24 00 | Cement Plastering | 1 through 8 |
| | 09 29 00 | Gypsum Board..... | 1 through 8 |
| | 09 51 23 | Acoustical Tile Ceilings | 1 through 6 |
| | 09 65 13 | Resilient Base and Accessories | 1 through 6 |
| | 09 65 19 | Resilient Tile Flooring | 1 through 6 |
| | 09 91 23 | Interior Painting..... | 1 through 8 |

DIVISION 12 – FURNISHINGS

| | | | |
|---------|-------------|---|--------------|
| Section | 12 32 16 | Manufactured Plastic Laminate Clad Casework | 1 through 10 |
| | 12 36 23.13 | Plastic Laminate Clad Countertops | 1 through 8 |

END OF DOCUMENT

TABLE OF CONTENTS

DOCUMENT 00 01 15

LIST OF DRAWINGS

Sheet Number

Description

GENERAL

T 01

TITLE SHEET INDEX, NOTES

ARCHITECTURAL

| | |
|---------|---|
| A1.1 | UNIT 417 - EXISTING CONDITIONS PHOTOGRAPH PLAN |
| A1.1.1 | UNIT 417 - EXISTING CONDITIONS PHOTOGRAPHS |
| A1.2 | UNIT 418 - EXISTING CONDITIONS PHOTOGRAPH PLAN |
| A1.2.2 | UNIT 418 – EXISTING CONDITIONS PHOTOGRAPHS |
| A1.2.1 | UNIT 418 - EXISTING CONDITIONS PHOTOGRAPHS |
| A1.3 | UNIT A SNF- EXISTING CONDITIONS PHOTOGRAPHS PLAN |
| A1.3.1 | UNIT A SNF- EXISTING CONDITIONS PHOTOGRAPHS |
| A1.3.2 | UNIT A SNF- EXISTING CONDITIONS PHOTOGRAPHS |
| A1.4 | UNIT 419 - EXISTING CONDITIONS PHOTOGRAPHS PLAN |
| A1.4.1 | UNIT 419 - EXISTING CONDITIONS PHOTOGRAPHS |
| A1.5 | UNIT 420 - EXISTING CONDITIONS PHOTOGRAPHS PLAN |
| A1.5.1 | UNIT 420 - EXISTING CONDITIONS PHOTOGRAPHS |
| A1.5.2 | UNIT 420 - EXISTING CONDITIONS PHOTOGRAPHS |
| A1.6 | Unit 417 – EXISTING CONDITIONS PHOTOGRAPH PLAN |
| A1.6.1 | Unit 417 – EXISTING CONDITIONS PHOTOGRAPHS |
| A1.6.2 | Unit 417 – EXISTING CONDITIONS PHOTOGRAPHS |
| A1.6.3 | Unit 417 – EXISTING CONDITIONS PHOTOGRAPHS |
| A1.7 | Unit 418 – EXISTING CONDITIONS PHOTOGRAPH PLAN |
| A1.7.1 | Unit 418 – EXISTING CONDITIONS PHOTOGRAPHS |
| A1.8 | Unit A SNF – EXISTING CONDITIONS PHOTOGRAPHS PLAN |
| A1.8.1 | Unit A SNF – EXISTING CONDITIONS PHOTOGRAPHS |
| A1.8.2 | Unit A SNF – EXISTING CONDITIONS PHOTOGRAPHS |
| A1.9 | Unit 419 – EXISTING CONDITIONS PHOTOGRAPHS PLAN |
| A1.9.1 | Unit 419 – EXISTING CONDITIONS PHOTOGRAPHS |
| A1.9.2 | Unit 419 – EXISTING CONDITIONS PHOTOGRAPHS |
| A1.10 | Unit 420 – EXISTING CONDITIONS PHOTOGRAPHS PLAN |
| A1.10.1 | Unit 420 – EXISTING CONDITIONS PHOTOGRAPHS |
| A2.1 | UNIT 417 CEILING PLAN |
| A2.1.1 | UNIT 417 CEILING FINISH PLAN |
| A2.1.2 | UNIT 417 FINISH AND CASEWORK PLAN |
| A2.2 | UNIT 418 CEILING PLAN |
| A2.2.1 | UNIT 418 CEILING FINISH PLAN |
| A2.2.2 | Unit 418 FINISH AND CASEWORK PLAN |
| A2.3 | UNIT A SNF CEILING PLAN |
| A2.3.1 | UNIT A SNF CEILING FINISH PLAN |
| A2.3.2 | UNIT A SNF FINISH AND CASEWORK PLAN |
| A2.4 | UNIT 419 CEILING PLAN |
| A2.4.1 | UNIT 419 CEILING FINISH PLAN |

LIST OF DRAWINGS

00 01 15 - 1

RESDMSTR: 02/03/2014

Addendum No. 3 – June 15, 2022

DGS00000142142C

| | |
|--------|--|
| A2.4.2 | UNIT 419 FINISH AND CASEWORK PLAN |
| A2.5 | UNIT 420 CEILING PLAN |
| A2.5.1 | UNIT 420 CEILING FINISH PLAN |
| A2.5.2 | UNIT 420 FINISH AND CASEWORK PLAN |
| A3.1 | DETAILS |
| A3.2 | DETAILS |
| A3.3 | DETAILS |
| A3.4 | DETAILS |
| A4.1 | ENLARGED CABINETS PLANS AND ELEVATIONS |
| A4.2 | ENLARGED CANINETS PLANS AND ELEVATIONS |
| A4.3 | ENLARGED CANINETS PLANS AND ELEVATIONS |
| A4.4 | ENLARGED CANINETS PLANS AND ELEVATIONS |

Note: all drawing sheets are being replaced by the drawings listed above. Drawings are dated 6/3/22 are described as "Final DRWGS – PH1 & 2" also footnoted on the title block bottom right corner by "PHASE 1 & 2 CEILING REPAIR"

END OF DOCUMENT

BID FORM

THE STATE OF CALIFORNIA
DEPARTMENT OF GENERAL SERVICES
REAL ESTATE SERVICES DIVISION
PROJECT MANAGEMENT AND DEVELOPMENT BRANCH

FROM: _____
(Name of Bidding Firm)

EMAIL TO: Tara.Marconi@dgs.ca.gov

BEFORE 2:00 P.M., May, 26 2022

FOR: DSH METROPOLITAN SNF BLADG REPAIR PROJECT
DEPARTMENT OF STATE HOSPITALS
NORWALK, LOS ANGELES COUNTY, CALIFORNIA
DGS00000142412C

Plainly mark outside of envelope with "Bid For"; followed by the above title and Project Number.

The undersigned hereby proposes and agrees to furnish all labor, materials, and equipment, and to perform all work required for the above-named Project in the manner and time prescribed in the Drawings and Project Manual, dated May 2022 and such addenda thereto as may be issued prior to bid opening date and in accordance with prevailing wage rates ascertained by the Department of Industrial Relations and set forth on the DIR web site ([Prevailing Wage Requirements](#)) for General Prevailing Wage Rates as determined by the February 2022 DIR prevailing wage published rates. The Bid Price, set forth below in clear legible figures, includes the cost of Bonds, insurance, sales tax, and every other item of expense, direct or indirect, incidental to the Bid Price.

SCHEDULE OF WORK AND PRICES

| WORK ITEM | DESCRIPTION | ITEM TOTAL IN FIGURES |
|---|---|-----------------------|
| 1. | Performing all other work of this Project, for the lump sum of: | \$ _____ |
| 2. | Allowance(s) as specified in Section 01 21 00, not included in Work Items 1 above for the sum of: | \$60,000 |
| COMPLETE WORK: Total of Work Items 1 and 2 for the lump sum of: | | \$ _____ |

DETERMINATION OF BID: Determination of amount of bid will be on the basis of total sum of Work Items as verified by the State.

IMPORTANT - READ BEFORE SIGNING: Bid Form must be executed in same name-style in which the bidder is licensed. Bidder bidding jointly or as a combination of several business organizations is specially cautioned that such bidder must be jointly licensed in the same form and style in which the bid is executed. If making a bid as a joint venture, each person submitting the bid shall provide the information required below with respect to his or her licensure. The undersigned Bidder certifies and agrees to provide the information and comply with the requirements contained in Articles 1 through 10 on the following pages of the Bid Form. By signing, Bidder swears under penalty of perjury that the conditions of Article 2; Article 4, Paragraph 4.2; Article 7 and Article 9, Paragraph 9.2.1 are true.

Legal Name of Bidder: _____ Federal I.D. No.: _____

Contractor's License No.: _____ License Expiration Date: _____ License Classification: _____

Contractor's Public Works Registration No. (Dept. of Industrial Relations): _____

Contractor's DGS Small Business/DVBE Certification Number: _____

Business Address: _____
(Street and/or P.O. Box) (City) (State) (Zip)

E-Mail Address: _____

Business Telephone No.: _____ Facsimile No.: _____

SIGN HERE -----> _____
Signature of Bidder

Print Name and Title of Bidder

Executed this _____ day of _____, 20____ at _____, California.

ARTICLE 1 – BIDDER'S BUSINESS IDENTIFICATION

THIS BID IS SUBMITTED BY (check one):

- Individual
- Partnership
- Joint Venture
- Corporation

State in which Incorporated

NOTE: If Bidder is a corporation, the State in which incorporated shall be inserted above and the legal name of the corporation shall be set forth on Page 1, together with the signature of the officer or officers authorized to sign contracts on behalf of the corporation; if Bidder is a partnership, the true name of the firm shall be set forth on Page 1, together with the signature of a partner authorized to sign contract in behalf of the partnership; and if Bidder is an individual, that person's signature shall be placed on Page 1. If signature is by an agent, other than an officer of a corporation or a member of a partnership, a Power of Attorney must be on file with the Department prior to opening bids or submitted with the bid; otherwise, the bid will be regarded as irregular and unauthorized. If bid is submitted by partnership or joint venture, the members are:

ARTICLE 2 – PREFERENCES AND INCENTIVES HAS BEEN REMOVED IN ITS ENTIRETY

ARTICLE 3 – BONDING ASSISTANCE

In the event Bidder has received assistance in obtaining bonding for this Project, Bidder shall set forth name and nature of firm providing such assistance. Should that firm be listed as subcontractor, Bidder shall set forth the percentage of contract to be performed by that subcontractor.

Firm Providing Assistance and Nature of Assistance

Subcontractor: Yes No Percentage _____

ARTICLE 4 – CERTIFICATIONS - BID DEPOSITORY AND FEDERAL COURT FINDINGS

4.1 By signing this Bid Form, Bidder certifies that in preparation of this Bid Form, no bid was received by the bidder from a bid depository, which depository (as to any portion of the work) prohibits or imposes sanctions for the obtaining by bidder, or the submission to bidder by any subcontractor or vendor or supplier of goods and services, of a bid outside the bid depository. This certification shall constitute a warranty, the falsity of which shall entitle the State to pursue any remedy authorized by law, and shall include the right, at the option of the State, of declaring any contract made as a result thereof to be void.

4.2 By signing this Bid Form, Bidder swears under penalty of perjury that representations of the bid with respect to bidder's license are true and that no more than one final un-appealable finding of contempt of court by a Federal Court has been issued against the Contractor within the immediately preceding two-year period because of the Contractor's failure to comply with an order of a Federal Court which orders the Contractor to comply with an order of the National Labor Relations Board.

4.3 By signing this Bid Form, Bidder acknowledges that in accordance with the provisions of Section 3700 of the Labor Code, every contractor will be required to secure the payment of compensation to his employees. The Bidder agrees that they are aware of the provisions of Section 3700 of the Labor Code which require every employer to be insured against liability for workers' compensation or to undertake self-insurance in accordance with the provisions of that code, and will comply with such provisions before commencing the performance of the work of this contract.

4.4 By signing this Bid Form, Bidder certifies they will not ask an applicant for onsite construction-related employment to disclose orally or in writing information concerning the conviction history of the applicant on or at the time of an initial employment application.

This section shall not apply to a position for which the person or the state is otherwise required by state or federal law to conduct a conviction history background check or to any contract position with a criminal justice agency, as that term is defined in Section 13101 of the Penal Code.

This section shall not apply to a person to the extent that he or she obtains workers from a hiring hall pursuant to a bona fide collective bargaining agreement.

ARTICLE 5 – STATEMENT OF COMPLIANCE - NONDISCRIMINATION

Bidder (hereinafter referred to as "prospective contractor" in this Statement), by signing this Bid Form, hereby certifies, unless specifically exempted, compliance with Government Code Section 12990 (a-f), and CCR, Title 2, Division 4, Chapter 5, Section 8103, in matters relating to reporting requirements and the development, implementation and maintenance of a Nondiscrimination Program; as set forth in the General Conditions of the Contract for Construction. Prospective contractor agrees not to unlawfully discriminate, harass or allow harassment against any employee or applicants for employment because of sex, race, color, ancestry, religious creed, national origin, physical disability (including HIV and AIDS), medical disability (cancer), age (over 40), marital status, and denial of family care leave.

ARTICLE 6 – QUESTIONNAIRE

6.1 In accordance with Public Contract Code, Section 10162, the Bidder shall complete the following questionnaire:

6.1.1 Has the Bidder, any officer of the Bidder, or any employee of the Bidder who has a proprietary interest in the Bidder, ever been disqualified, removed, or otherwise prevented from bidding on, or completing a Federal, State or Local government project because of a violation of law or a safety regulation?

Yes

No

6.1.2 Has the Bidder, any officer of the Bidder, or any employee of the Bidder who has a proprietary interest in the Bidder, ever received a safety violation or failed to file notifications to the Cal-OSHA, Federal OSHA, or EPA Agencies for employee records as required by CCR, Title 8, Section 5208 and CFR 40, Part 61?

Yes

No

If the answer to either 6.1.1 or 6.1.2 above is "Yes", then give the date(s) of the citation(s) or failure to make notifications, and explain the circumstances by attachment to this Bid Form.

ARTICLE 7 – NON-COLLUSION DECLARATION TO BE EXECUTED BY BIDDER AND SUBMITTED WITH BID

By signing this Bid Form, Bidder, being first duly sworn, deposes and says that he or she is the authorized representative of the Bidder, the party making the foregoing bid, that the bid is not made in the interest of, or on behalf of, any undisclosed person, partnership, company, association, organization, or corporation; that the bid is genuine and is not collusive or sham; that the Bidder has not directly or indirectly induced or solicited any other Bidder to put in a false or sham bid, and has not directly or indirectly colluded, conspired, connived, or agreed with any Bidder or anyone else to put in a sham bid, or that anyone shall refrain from bidding; that the Bidder has not in any manner, directly or indirectly, sought by agreement, communication, or conference with anyone to fix the bid price of the Bidder or any other Bidder, or to fix any overhead, profit, or cost element of the bid price, or that of any other Bidder, or to secure any advantage against the public body awarding the contract of anyone interested in the proposed contract; that all statements contained in the bid are true; and, further, that the Bidder has not, directly or indirectly, submitted his or her bid price or any breakdown thereof, or the contents thereof, or divulged information or data relative thereto, or paid, and will not pay, any fee to any corporation, partnership, company association, organization, bid depository, or to any member or agent thereof to effectuate a collusive or sham bid.

ARTICLE 8 – ADDENDA

In submitting this bid, Bidder represents that Bidder has examined copies of all the Contract Documents and acknowledges receipt of the following addenda:

| | | | |
|---------------------|-------------|---------------------|-------------|
| Addendum No.: _____ | Date: _____ | Addendum No.: _____ | Date: _____ |
| Addendum No.: _____ | Date: _____ | Addendum No.: _____ | Date: _____ |
| Addendum No.: _____ | Date: _____ | Addendum No.: _____ | Date: _____ |

Failure to acknowledge on the Bid Form receipt of an addendum shall not in itself be cause for withdrawal or rejection of bids, if it can be shown that bidder did, in fact, receive such addendum prior to bid opening.

ARTICLE 9 – DVBE COMPLIANCE & PARTICIPATION SUMMARY HAS BEEN REMOVED IN IT'S ENTIRETY

ARTICLE 10 – LIST OF PROPOSED SUBCONTRACTORS

Listed hereinafter are the **name, location, license number, and registration number** of all subcontractors who will be employed, and the **kind of work** which each will perform if the contract is awarded to the undersigned. I understand that under Public Contract Code Section 4100, et. seq., I must here clearly set forth the name and location of each subcontractor who will perform work or labor or render service to me in or about the construction of the work in an amount in excess of one-half of one percent (1/2 of 1%), of my total bid, and that as to any work in which I fail to do so, I agree to perform that portion myself or be subject to penalty under the act. (Note: In case more than one subcontractor is named for the same kind of work, state the portion that each will perform.) I also understand that listed subcontractors must be registered with the Department of Industrial Relations in order to be listed for and to engage in the performance of work on Public Works projects. Notwithstanding General Conditions Paragraph 1.1, the definition of a **SUBCONTRACTOR** for the purposes of the Subletting and Subcontracting law is as follows: A trade Contractor who is licensed with the Contractors' State License Board with an A, B, C or D classification, as defined pursuant to PCC Section 4113.

- Vendors or suppliers of materials only need not be listed.
- Any DVBE subcontractor performing work in excess of 1/2 of 1% of the bid amount **MUST** be listed below **AND** under ARTICLE 9.2.1 - DVBE PARTICIPATION SUMMARY.

Failure to list Kind of Work, Name, Location or License Number shall cause the bid to be rejected as non-responsive.

| Kind of Work | Name | Location (City) | CSLB License No. | DIR Registration No. |
|--------------|------|-----------------|------------------|----------------------|
| | | | | |
| | | | | |
| | | | | |
| | | | | |
| | | | | |
| | | | | |
| | | | | |
| | | | | |
| | | | | |
| | | | | |

If further space is required below, copy this page and attached hereto to be made a part of the Bid Form. Sub List Page _____ of _____

Pursuant to Public Contract Code section 2010, a person that submits a bid or proposal to, or otherwise proposes to enter into or renew a contract with, a state agency with respect to any contract in the amount of \$100,000 or above shall certify, under penalty of perjury, at the time the bid or proposal is submitted or the contract is renewed, all of the following:

1. **CALIFORNIA CIVIL RIGHTS LAWS:** For contracts executed or renewed after January 1, 2017, the contractor certifies compliance with the Unruh Civil Rights Act (Section 51 of the Civil Code) and the Fair Employment and Housing Act (Section 12960 of the Government Code); and
2. **EMPLOYER DISCRIMINATORY POLICIES:** For contracts executed or renewed after January 1, 2017, if a Contractor has an internal policy against a sovereign nation or peoples recognized by the United States government, the Contractor certifies that such policies are not used in violation of the Unruh Civil Rights Act (Section 51 of the Civil Code) or the Fair Employment and Housing Act (Section 12960 of the Government Code).

CERTIFICATION

I, the official named below, certify under penalty of perjury under the laws of the State of California that the foregoing is true and correct.

| | |
|--|--------------------------|
| Proposer/Bidder Firm Name (Printed) | Federal ID Number |
| By (Authorized Signature) | |
| Printed Name and Title of Person Signing | |
| Executed in the County of | Executed in the State of |
| Date Executed | |

NONCOLLUSION DECLARATION TO BE EXECUTED BY BIDDER AND SUBMITTED WITH BID

The undersigned declares:

I am the _____ of _____, the party making the foregoing bid.

The bid is not made in the interest of, or on behalf of, any undisclosed person, partnership, company, association, organization, or corporation. The bid is genuine and not collusive or sham. The bidder has not directly or indirectly induced or solicited any other bidder to put in a false or sham bid. The bidder has not directly or indirectly colluded, conspired, connived, or agreed with any bidder or anyone else to put in a sham bid, or to refrain from bidding. The bidder has not in any manner, directly or indirectly, sought by agreement, communication, or conference with anyone to fix the bid price of the bidder or any other bidder, or to fix any overhead, profit, or cost element of the bid price, or of that of any other bidder. All statements contained in the bid are true. The bidder has not, directly or indirectly, submitted his or her bid price or any breakdown thereof, or the contents thereof, or divulged information or data relative thereto, to any corporation, partnership, company, association, organization, bid depository, or to any member or agent thereof, to effectuate a collusive or sham bid, and has not paid, and will not pay, any person or entity for such purpose.

Any person executing this declaration on behalf of a bidder that is a corporation, partnership, joint venture, limited liability company, limited liability partnership, or any other entity, hereby represents that he or she has full power to execute, and does execute, this declaration on behalf of the bidder.

I declare under penalty of perjury under the laws of the State of California that the foregoing is true and correct and that this declaration is executed on _____ [date], at _____ [city], _____ [state]."

Signed

END OF DOCUMENT

SECTION 01 21 00

ALLOWANCES

PART 1 - GENERAL

1.01 SECTION INCLUDES

- A. Description and monetary amount of Allowance in Contract Sum.
- B. Costs in Contract Sum other than in Allowance.
- C. Procedures for administration of Allowance.

1.02 RELATED REQUIREMENTS

- A. Document 00 72 00: General Conditions of the Contract for Construction: Article 6, Changes in the Work.
- B. Section 01 33 00: Submittal Procedures.

1.03 ALLOWANCE(S)

- A. Allow a lumpsum of \$10,000 for furnishing labor, services, transportation and material for removal of hazardous material in deteriorated the flooring mastic and lead abatement of any deteriorated paint surfaces or any unforeseen site conditions.
- B. Allow a lump sum of \$10,000 for furnishing labor, services, transportation and material for replacement of existing any additional deteriorated VCT flooring with LVT flooring not shown per addendum 1 or any unforeseen site conditions or any unforeseen site conditions.
- C. Allow lumpsum of \$20,000 for demolition, haul off, disposal and replacement of any additional existing deteriorated nurses station cabinetry and countertops not shown on addendum 1 or any unforeseen site conditions.
- D. Allow lumpsum of \$20,000 for extending the State's trailer & printer/Scanner lease, bottled drinking water service and cleaning service or any unforeseen site condition.

1.04 COSTS INCLUDED IN ALLOWANCE

- A. Cost of the work to Contractor, excluding overhead, profit and other costs included in Contract Sum; as specified in following Article 1.05.
- B. Execution at the site.
- C. Labor required under the Allowance.
- D. Applicable taxes.

1.05 CONTRACTOR COSTS INCLUDED IN CONTRACT SUM

- A. Handling at site.
- B. Protection from damage.

C. Other expenses required to complete the work.

D. Contractor's overhead and profit.

1.06 WORK INCLUDED UNDER ALLOWANCE

A. The State will review and determine Allowance work with Contractor.

1.07 CONTRACTOR RESPONSIBILITY FOR ALLOWANCE ITEMS

A. Make all arrangements for performance of Allowance work.

B. Provide State with certified copies of invoices, bills of sale or other documents authenticating costs incurred by Contractor for Allowance items.

1.08 ADJUSTMENT OF COSTS

A. Should net cost be more or less than specified amount of Allowance, the Contract Sum will be adjusted accordingly by Change Order in accordance with requirements of the General Conditions of the Contract for Construction, Article 6.

END OF SECTION

SECTION 083113

ACCESS DOORS AND FRAMES

PART 1 - GENERAL

1.1 SUMMARY

A. Section Includes:

1. Fire-rated access doors and frames.

1.2 ALLOWANCES

- ###### A. Access doors and frames are part of an access door and frame allowance.

1.3 ACTION SUBMITTALS

A. Product Data: For each type of product.

1. Include construction details fire ratings, material descriptions, dimensions of individual components and profiles, and finishes.

- ###### B. Samples: For each type of access door and frame and for each finish specified, complete assembly minimum 6 by 6 inches (150 by 150 mm) in size.

- ###### C. Product Schedule: For access doors and frames. Provide reference reflected ceiling plan.

1.4 INFORMATIONAL SUBMITTALS

A. Qualification Data: For testing and inspecting agency.

1. Fire-Rated Door Inspector: Submit documentation of compliance with NFPA 80, Section 5.2.3.1.
2. Submit copy of DHI Fire and Egress Door Assembly Inspector (FDAI) certificate.

1.5 CLOSEOUT SUBMITTALS

- ###### A. Record Documents: For fire-rated doors, list of applicable room name and number in which access door is located.

1.6 QUALITY ASSURANCE

- A. Fire-Rated Door Inspector Qualifications: Inspector for field quality control inspections of fire-rated door assemblies meets the qualifications set forth in NFPA 80, Section 5.2.3.1 and the following:
 - 1. Door and Hardware Institute Fire and Egress Door Assembly Inspector (FDAI) certification.

PART 2 - PRODUCTS

2.1 PERFORMANCE REQUIREMENTS

- A. Fire-Rated Access Doors and Frames: Assemblies complying with NFPA 80 that are listed and labeled by a qualified testing agency, for fire-protection ratings indicated, according to NFPA 252 or UL 10B.

2.2 FIRE-RATED ACCESS DOORS AND FRAMES

- A. Fire-Rated, Flush Access Doors with Exposed Flanges:
 - 1. Basis-of-Design Product: Subject to compliance with requirements, provide Nystrom, Inc.; IT or a comparable product by one of the following:
 - a. Babcock-Davis.
 - b. Best Access Doors
 - c. Acudor
 - d. Cendrex Inc.
 - 2. Description: Door face flush with frame, with a core of mineral-fiber insulation enclosed in sheet metal with exposed flange, self-closing door, and concealed hinge.
 - 3. Optional Features: Piano hinges.
 - 4. Locations: Ceiling.
 - 5. Door Size: same as existing.
 - 6. Fire-Resistance Rating: Not less than 1 hour.
 - 7. Uncoated Steel Sheet for Door: Nominal 0.036 inch (0.91 mm), 20 gage, factory primed or finished with the color selected by Architect and Facility manager.
 - 8. Stainless Steel Sheet for Door: Nominal 0.038 inch (0.95 mm), 20 gage ASTM A480/A480M No. 4 finish.
 - 9. Frame Material: Same material and finish as door, Nominal 0.062 inch (1.6 mm), 16 gauge.
 - 10. Latch and Lock: Self-latching door hardware, prepared for mortise cylinder with interior release.
- B. Fire-Rated, Flush Access Doors with Concealed Flanges:

1. Basis-of Design Product: Subject to compliance with requirements, provide Nystrom, Inc.; IW, drywall flange, IP, plaster flange or comparable product by one of the following:
 - a. Acudor
 - b. Best Access Doors
 - c. Babcockdavis
 - d. Cendrex
2. Description: Door face flush with frame, with a core of mineral-fiber insulation enclosed in sheet metal with concealed flange for gypsum board and plaster installation, self-closing door, and concealed hinge.
3. Optional Features: Piano hinges.
4. Locations: Ceiling.
5. Door Size: Match existing door size.
6. Fire-Resistance Rating: Not less than 1 hour.
7. Uncoated Steel Sheet for Door: Nominal 0.036 inch (0.91 mm), 20 gage, factory primed or finished with the color selected by Architect and Facility manager.
8. Stainless Steel Sheet for Door: Nominal 0.038 inch (0.95 mm), 20 gage ASTM A480/A480M No. 4 finish.
9. Frame Material: Same material and finish as door, Nominal 0.062 inch (1.6 mm), 16 gauge.
10. Latch and Lock: Self-closing, self-latching door hardware, prepared for mortise cylinder with interior release.

2.3 MATERIALS

- A. Steel Plates, Shapes, and Bars: ASTM A36/A36M.
- B. Steel Sheet: Uncoated or electrolytic zinc coated, ASTM A879/A879M, with cold-rolled steel sheet substrate complying with ASTM A1008/A1008M, Commercial Steel (CS), exposed.
- C. Metallic-Coated Steel Sheet: ASTM A653/A653M, Commercial Steel (CS), Type B; with minimum G60 (Z180) or A60 (ZF180) metallic coating.
- D. Stainless Steel Plate, Sheet, and Strip: ASTM A240/A240M or ASTM A666, Type 316. Remove tool and die marks and stretch lines, or blend into finish.
- E. Stainless Steel Flat Bars: ASTM A666, Type 316. Remove tool and die marks and stretch lines, or blend into finish.
- F. Aluminum Extrusions: ASTM B221 (ASTM B221M), Alloy 6063.
- G. Aluminum Sheet: ASTM B209 (ASTM B209M), alloy and temper recommended by aluminum producer and finisher for type of use and finish indicated.
- H. Frame Anchors: Same material as door face.

- I. Inserts, Bolts, and Anchor Fasteners: Hot-dip galvanized steel according to ASTM A153/A153M or ASTM F2329.

2.4 FABRICATION

- A. General: Provide access door and frame assemblies manufactured as integral units ready for installation.
- B. Metal Surfaces: For metal surfaces exposed to view in the completed Work, provide materials with smooth, flat surfaces without blemishes. Do not use materials with exposed pitting, seam marks, roller marks, rolled trade names, or roughness.
- C. Doors and Frames: Grind exposed welds smooth and flush with adjacent surfaces. Furnish mounting holes, attachment devices and fasteners of type required to secure access doors to types of supports indicated.
 1. For concealed flanges with drywall bead, provide edge trim for gypsum panels securely attached to perimeter of frames.
 2. For concealed flanges with plaster bead for full-bed plaster applications, provide zinc-coated expanded-metal lath and exposed casing bead welded to perimeter of frames.
- D. Recessed Access Doors: Form face of panel to provide recess for application of applied finish. Reinforce panel as required to prevent buckling. Provide access sleeves for each latch operator and install in holes cut through finish.
 1. For recessed doors with plaster infill, provide self-furring expanded-metal lath attached to door panel.
- E. Latch and Lock Hardware:
 1. Quantity: Furnish number of latches and locks required to hold doors tightly closed.
 2. Keys: Furnish two keys per lock and key all locks alike.
 3. Mortise Cylinder: Prepare door panel to accept cylinder. Provide mortise cylinder lock to comply with testing and minimum ½" latch throw.

2.5 FINISHES

- A. Comply with NAAMM's "Metal Finishes Manual for Architectural and Metal Products" for recommendations for applying and designating finishes.
- B. Protect mechanical finishes on exposed surfaces from damage by applying a strippable, temporary protective covering before shipping.
- C. Appearance of Finished Work: Noticeable variations in same piece are not acceptable. Variations in appearance of adjoining components are acceptable if they are within the range of approved Samples and are assembled or installed to minimize contrast.

- D. Painted Finishes: Comply with coating manufacturer's written instructions for cleaning, conversion coating, and applying and baking finish.
 - 1. Factory Primed: Apply manufacturer's standard, lead- and chromate-free, universal primer immediately after surface preparation and pretreatment.
 - 2. Factory Finished: Apply manufacturer's standard baked-enamel or powder-coat finish immediately after cleaning and pretreating, with minimum dry-film thickness of 1 mil (0.025 mm) for topcoat.
 - a. Color: As selected by Architect and facility from full range of industry colors
- E. Stainless Steel Finishes:
 - 1. Surface Preparation: Remove tool and die marks and stretch lines, or blend into finish.
 - 2. Polished Finish: ASTM A480/A480M No. 4 finish. Grind and polish surfaces to produce uniform finish, free of cross scratches.
 - a. Run grain of directional finishes with long dimension of each piece.
 - b. When polishing is completed, passivate and rinse surfaces. Remove embedded foreign matter and leave surfaces chemically clean.

PART 3 - EXECUTION

3.1 EXAMINATION

- A. Examine substrates for compliance with requirements for installation tolerances and other conditions affecting performance of the Work.
- B. Proceed with installation only after unsatisfactory conditions have been corrected.

3.2 INSTALLATION

- A. Comply with manufacturer's written instructions for installing access doors and frames.

3.3 FIELD QUALITY CONTROL

- A. Inspection Agency: Engage a qualified inspector to perform inspections and to furnish reports to Architect.
- B. Inspections:
 - 1. Fire-Rated Door Inspections: Inspect each fire-rated access door in accordance with NFPA 80, Section 5.2.
- C. Repair or remove and replace installations where inspections indicate that they do not comply with specified requirements.

- D. Reinspect repaired or replaced installations to determine if replaced or repaired door assembly installations comply with specified requirements.
- E. Prepare and submit separate inspection report for each fire-rated access door indicating compliance with each item listed in NFPA 80 and NFPA 101.

3.4 ADJUSTING

- A. Adjust doors and hardware, after installation, for proper operation.

END OF SECTION 083113



1



2



3



4



5



6



7




8



9




10



11



12



13




14



15



16



17



18



19



20



21



22



23

DSA STAMP

State of California
 Department of General Services
 Real Estate Services Division



Project Management Branch
 707 Third Street, Suite 3-305
 Sacramento, California 95605
 Project Director:
 (916) 443-9848 (Phone)
 (916) 376-1677 (Fax)
 www.dgs.ca.gov

Approval of this plan does not authorize or approve any omission or deviation from applicable regulations. Final approval is subject to field inspection. One set of approved plans shall be available on the project site at all times.

JUN 13 2022

OFFICE OF THE STATE FIRE MARSHAL
 APPROVED FIRE AND LIFEGUARD ONLY
 Reviewed by: Jason Chavez, DSFM III



JCCA J.C. CHANG & ASSOCIATES, INC.
 ENGINEERS • ARCHITECTS • PLANNERS
 385 VAN NESS AVENUE, SUITE 208 PH (916) 212-7644
 TORRANCE, CALIFORNIA 90503 FAX (916) 212-8272

JCCA #17038-1

Issue: 18-S-1084-C-FI

| No. | Date | Description |
|-----|----------|-----------------------|
| - | 11/01/21 | FINAL DRAWINGS V1 |
| PH1 | 3/2/22 | FINAL DRAWINGS V2 |
| PH2 | 5/12/22 | FINAL DRAWINGS V1 |
| R1 | 6/3/22 | FINAL DRWGS - PH1 & 2 |

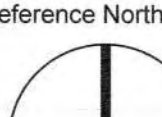
Project
**DSH-METROPOLITAN
 SNF BLDG
 RE-ROOF LEAK
 DAMAGE REPAIR
 PROJECT**
 11401 Bloomfield Ave.
 Norwalk, CA. 90650
 Los Angeles County
 DGS PROJECT # DGS00000142412C
 SFM FAC #19-19-43-0002

| Supervisor | Designed | Drawn | Checked |
|------------|----------|-------|---------|
| MJK | | V.L. | MJK |


File Date: - Vault File Number: -

Sheet Title
**UNIT 417 - EXISTING
 CONDITIONS
 PHOTOGRAPHS**


| DSA Building Number | Work Order |
|---------------------|------------|
| - | - |

Reference North: 

Sheet Scale: AS SHOWN
 Sheet Number: A1.1.1




DATE/TIME: 02 Jun 2022, 11:20AM FILE: P:\17038\Floor Leak Ceiling Repair_SNF_DSH-Metro-CAS\17038\A1.1.1.dwg



DSA STAMP

State of California
 Department of General Services
 Real Estate Services Division

Project Management Branch
 707 Third Street, Suite 3-305
 Sacramento, California 95605
 Project Director:
 (916) 443-9848 (Phone)
 (916) 376-1677 (Fax)
 www.dgs.ca.gov

Approval of this stamp does not authorize or
 approve any omission or deviation from the
 approved drawings. Final approval is subject
 to field inspection. One set of approved plans
 shall be available on the project site at all times.
 JUN 13 2022
 OFFICE OF THE STATE FIRE MARSHAL
 APPROVED FOR SIGNING ONLY
 Reviewed by: 
 Jason Chavez, SDFM III



JCCA J.C. CHANG &
 ASSOCIATES, INC.
 ENGINEERS • ARCHITECTS • PLANNERS
 285 VAN NESS AVENUE, SUITE 208 PH (916) 212-7844
 TORRANCE, CALIFORNIA 90503 FAX (916) 212-9272

JCCA #17038-1

Issue: 18-S-1084-C-PI

| No. | Date | Description |
|-----|----------|-----------------------|
| - | 11/01/21 | FINAL DRAWINGS V1 |
| PH1 | 3/2/22 | FINAL DRAWINGS V2 |
| PH2 | 5/12/22 | FINAL DRAWINGS V1 |
| R1 | 6/3/22 | FINAL DRWGS - PH1 & 2 |

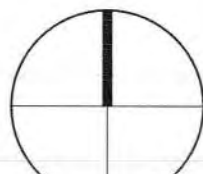
Project
**DSH-METROPOLITAN
 SNF BLDG
 RE-ROOF LEAK
 DAMAGE REPAIR
 PROJECT**
 11401 Bloomfield Ave.
 Norwalk, CA 90650
 Los Angeles County
 DGS PROJECT # DGS00000142412C
 SFM FAC #19-19-43-0002

| Supervisor | Designed | Drawn | Checked |
|------------|----------|-------|---------|
| MJK | | V.L. | MJK |

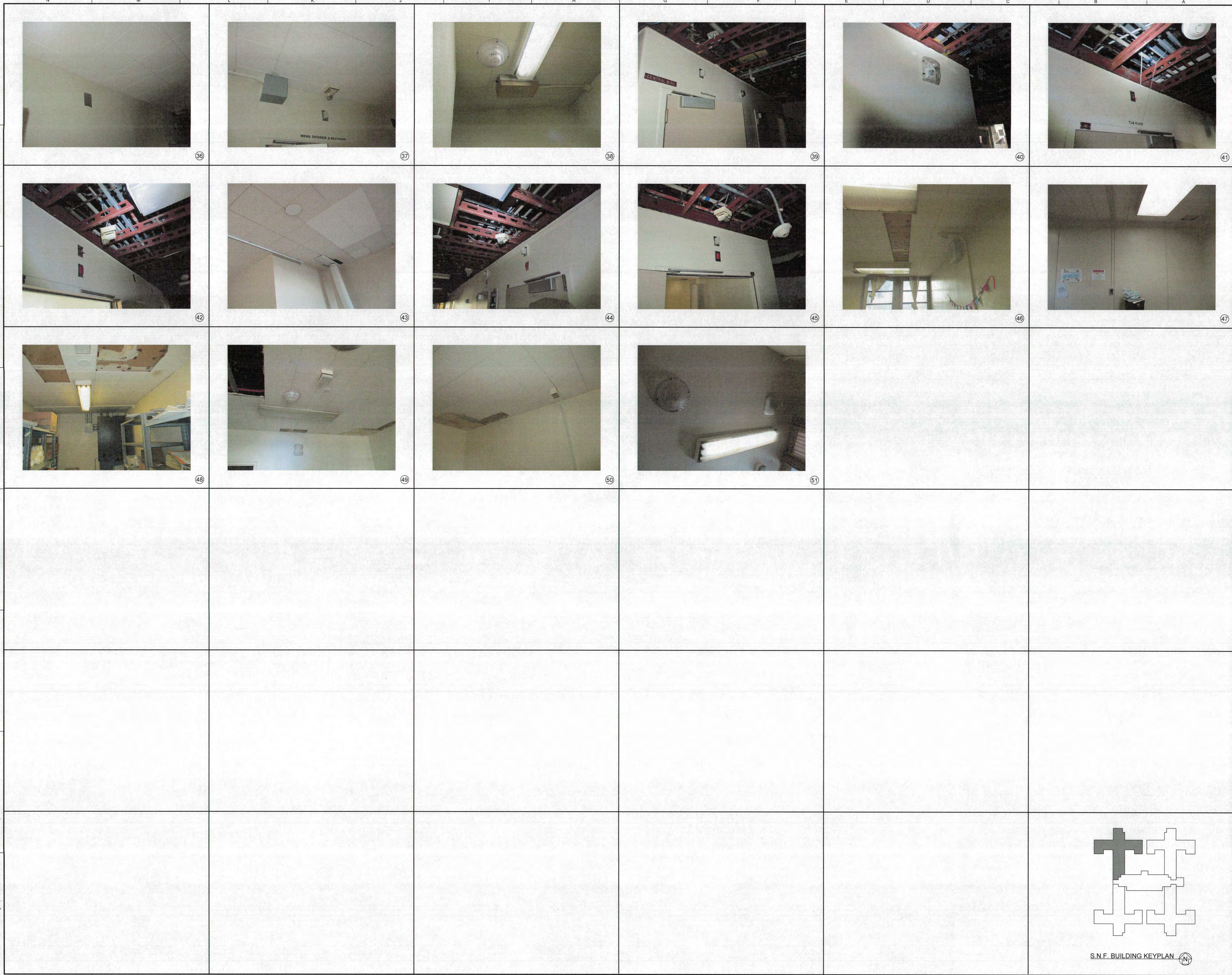
| File Date | Vault File Number |
|-----------|-------------------|
| | |

Sheet Title
**UNIT 418 - EXISTING
 CONDITIONS
 PHOTOGRAPHS**

| DSA Building Number | Work Order |
|---------------------|------------|
| | |

Reference North  Sheet Scale
AS SHOWN
 Sheet Number
A1.2.1

DATE/TIME: 02 Jun 2022 11:20AM FILE: P:\10301-Floor Leak Ceiling Repair- SNF DSH-Metro-CAD\17038\A1.2.1.dwg



DSA STAMP

State of California
 Department of General Services
 Real Estate Services Division
DGS
Project Management Branch
 707 Third Street, Suite 3-305
 Sacramento, California 95805
 Project Director:
 (916) 443-9848 (Phone)
 (916) 376-1677 (Fax)
 www.dgs.ca.gov

Approval of this plan does not authorize or
 approve any omission or deviation from
 applicable regulations. Final approval is subject
 to final inspection. One set of approved plans
 shall be maintained on the project file at all times.
 JUN 13 2022
 OFFICE OF THE STATE FIRE MARSHAL
 APPROVED FIRE AND LSC ONLY
 Reviewed by: *[Signature]*
 Jesus Chavez, DSPM II



JCCA J.C. CHANG &
ASSOCIATES, INC.
 ENGINEERS • ARCHITECTS • PLANNERS
 385 VAN NESS AVENUE, SUITE 208 PH (916) 212-7644
 TORRANCE, CALIFORNIA 90501 FAX (916) 212-9272

JCCA #17038-1

Issue: 18-S-1084-C-PI

| No. | Date | Description |
|-----|----------|-----------------------|
| - | 11/01/21 | FINAL DRAWINGS V1 |
| PH1 | 3/2/22 | FINAL DRAWINGS V2 |
| PH2 | 5/12/22 | FINAL DRAWINGS V1 |
| R1 | 6/3/22 | FINAL DRWGS - PH1 & 2 |

Project
**DSH-METROPOLITAN
 SNF BLDG
 RE-ROOF LEAK
 DAMAGE REPAIR
 PROJECT**
 11401 Bloomfield Ave.
 Norwalk, CA. 90650
 Los Angeles County
 DGS PROJECT # DGS00000142412C
 SFM FAC #19-19-43-0002

| Supervisor | Designed | Drawn | Checked |
|------------|----------|-------|---------|
| MJK | | V.L. | MJK |

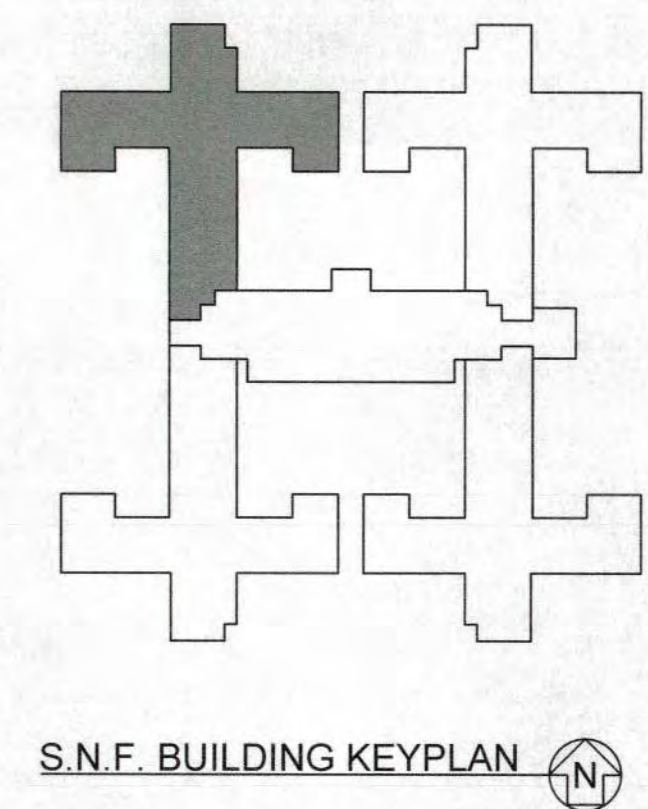
File Date: - Vault File Number: -

Sheet Title
**UNIT 418 - EXISTING
 CONDITIONS
 PHOTOGRAPHS**

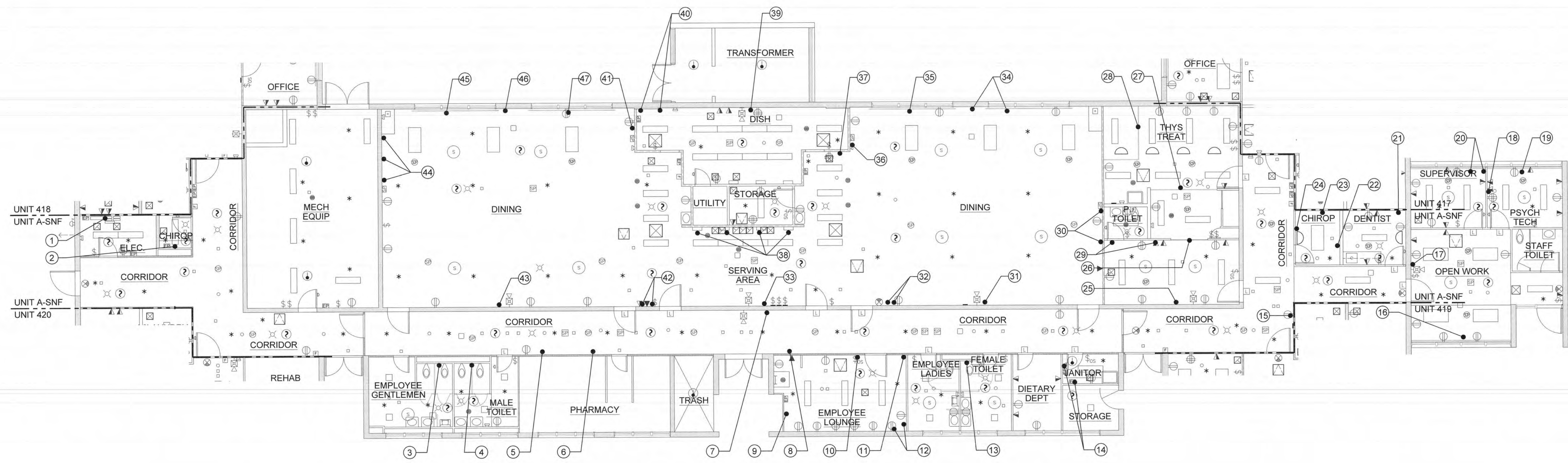
| DSA Building Number | Work Order |
|---------------------|------------|
| - | - |

Reference North:

| Sheet Scale | Sheet Number |
|-------------|--------------|
| AS SHOWN | A1.2.2 |

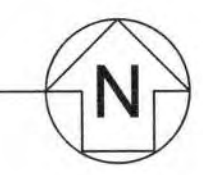


DATE PLOTTED: 6/13/22 11:25:22 AM
 FILE: P:\17038-1\18-S-1084-C-PI.dwg
 PLOTTER: HP DesignJet 5000PSN
 PLOTTING: J.C. Chang



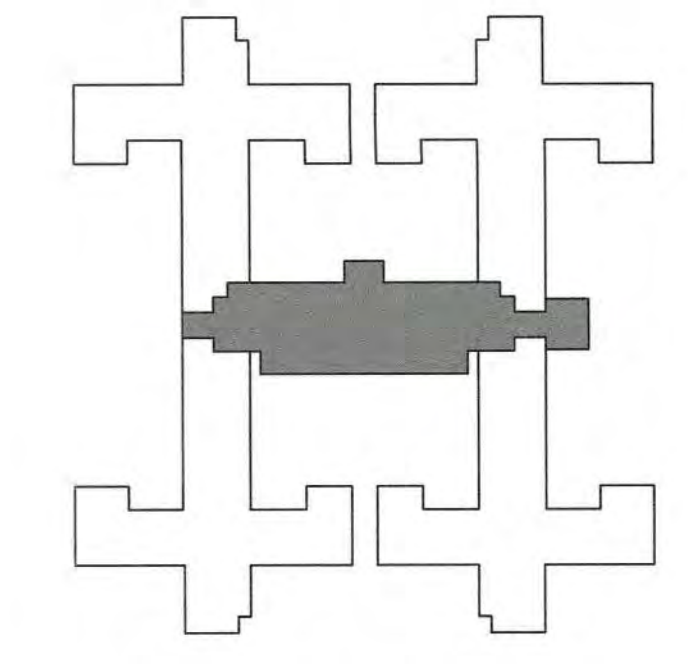
UNIT A - EXISTING CONDITIONS PHOTOGRAPH PLAN

SCALE: 0 4 8 FEET 16
1/8" = 1'-0"



NOTES:

- PROVIDE FIRESTOP ASSEMBLY AT NEW AND EXISTING PENETRATIONS IN CORRIDOR AND CEILING.
- ALL WALL MOUNTED FIXTURE AND CONDUIT 12" FROM THE CEILING AREA - REMOVE AND PROTECT IN PLACE DURING CONSTRUCTION. REINSTALL AFTER COMPLETION OF CONSTRUCTION. PATCH AND PAINT.
- PAINT WALL ACROSS ENTIRE ROOM OR TO NATURAL BREAK POINT.



S.N.F. BUILDING KEYPLAN

DSA STAMP

State of California
Department of General Services
Real Estate Services Division
DGS
Project Management Branch
707 Third Street, Suite 3-305
Sacramento, California 95805
Project Director:
(916) 443-9848 (Phone)
(916) 376-1677 (Fax)
www.dgs.ca.gov

Approval of this plan does not authorize or approve any construction or deviation from applicable regulations. Final approval is subject to field inspection. One set of approved plans shall be available on the project site at all times.
JUN 13 2022
OFFICE OF THE STATE FIRE MARSHAL
APPROVED FOR FIRE AND HAZARD ONLY
Reviewed by: Jason Chavez, DSGM III



JCCA J.C. CHANG & ASSOCIATES, INC.
ENGINEERS • ARCHITECTS • PLANNERS
385 VAN NESS AVENUE, SUITE 208 PH (916) 212-7644
TORRANCE, CALIFORNIA 90501 FAX (916) 212-4272

JCCA #17038-1
Issue: 18-S-1084-C-PI

| No. | Date | Description |
|-----|----------|-----------------------|
| - | 11/01/21 | FINAL DRAWINGS V1 |
| PH1 | 3/2/22 | FINAL DRAWINGS V2 |
| PH2 | 5/12/22 | FINAL DRAWINGS V1 |
| R1 | 6/3/22 | FINAL DRWGS - PH1 & 2 |

Project
DSH-METROPOLITAN SNF BLDG RE-ROOF LEAK DAMAGE REPAIR PROJECT
11401 Bloomfield Ave.
Norwalk, CA. 90650
Los Angeles County
DGS PROJECT # DGS00000142412C
SFM FAC #19-19-43-0002

| Supervisor | Designed | Drawn | Checked |
|------------|----------|-------|---------|
| MJK | | V.L. | MJK |

File Date: - Vault File Number: -

Sheet Title
UNIT A SNF - EXISTING CONDITIONS PHOTOGRAPH PLAN

DSA Building Number: - Work Order: -

| Reference North | Sheet Scale |
|-----------------|--------------|
| | AS SHOWN |
| | Sheet Number |
| | A1.3 |



1



2



3



4




5



6



7



8



9




10



11




12



13



14



15



16



17



18



19



20



21



22



23



24



25



26



27




28



29



30




31



32



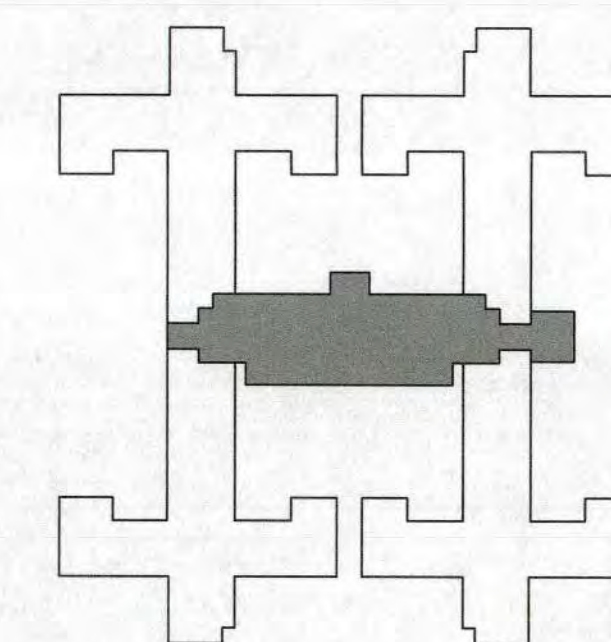
33



34



35



S.N.F. BUILDING KEYPLAN

DSA STAMP

State of California
Department of General Services
Real Estate Services Division

DGS

Project Management Branch
707 Third Street, Suite 3-305
Sacramento, California 95805
Project Director:
(916) 443-9848 (Phone)
(916) 376-1677 (Fax)
www.dgs.ca.gov

Approval of this plan does not authorize or
approve any contractor or decorator from
performing any work. Final approval is subject
to final inspection. One set of approved plans
shall be available on the project site at all times.

JUN 13 2022

OFFICE OF THE STATE FIRE MARSHAL
APPROVED FIRE ASSAULT ONLY
Reviewed by: [Signature]
John Chavez, SFTM III



JCCA J.C. CHANG &
ASSOCIATES, INC.
ENGINEERS • ARCHITECTS • PLANNERS
384 VAN NESS AVENUE, SUITE 208 PH (916) 212-7644
TORRANCE, CALIFORNIA 90501 FAX (916) 212-8272

JCCA #17038-1

Issue: 18-S-1084-C-PI

| No. | Date | Description |
|-----|----------|-----------------------|
| - | 11/01/21 | FINAL DRAWINGS V1 |
| PH1 | 3/2/22 | FINAL DRAWINGS V2 |
| PH2 | 5/12/22 | FINAL DRAWINGS V1 |
| R1 | 6/3/22 | FINAL DRWGS - PH1 & 2 |

Project
DSH-METROPOLITAN
SNF BLDG
RE-ROOF LEAK
DAMAGE REPAIR
PROJECT

11401 Bloomfield Ave.
Norwalk, CA. 90650
Los Angeles County

DGS PROJECT # DGS00000142412C
SFM FAC #19-19-43-0002

| Supervisor | Designed | Drawn | Checked |
|------------|----------|-------|---------|
| MJK | | V.L. | MJK |

File Date: _____ Vault File Number: _____

Sheet Title
UNIT A SNF - EXISTING
CONDITIONS
PHOTOGRAPHS

| DSA Building Number | Work Order |
|---------------------|------------|
| --- | --- |

| Reference North | Sheet Scale |
|-----------------|--------------|
| | AS SHOWN |
| | Sheet Number |

A1.3.1



36



37



38



39




40



41




42



43



44



45



46

DSA STAMP

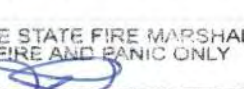
State of California
 Department of General Services
 Real Estate Services Division



Project Management Branch
 707 Third Street, Suite 3-305
 Sacramento, California 95605
 Project Director:
 (916) 443-9848 (Phone)
 (916) 376-1677 (Fax)
 www.dgs.ca.gov

Approval of this plan does not authorize or
 confirm any omission or deviation from
 applicable regulations. Final approval is subject
 to the jurisdiction of the State Fire Marshal.
 Plans shall be available on the project site at all times.

JUN 13 2022

OFFICE OF THE STATE FIRE MARSHAL
 APPROVED FOR SIGNATURE ONLY
 Reviewed by: 
 Juan Chavez, DFM III



JCCA J.C. CHANG & ASSOCIATES, INC.
 ENGINEERS • ARCHITECTS • PLANNERS
 385 VAN NESS AVENUE, SUITE 208 SAN FRANCISCO, CALIFORNIA 94102 PH (415) 212-7644 FAX (415) 212-8272

JCCA #17038-1

Issue: 18-S-1084-C-PI

| No. | Date | Description |
|-----|----------|-----------------------|
| - | 11/01/21 | FINAL DRAWINGS V1 |
| PH1 | 3/2/22 | FINAL DRAWINGS V2 |
| PH2 | 5/12/22 | FINAL DRAWINGS V1 |
| R1 | 6/3/22 | FINAL DRWGS - PH1 & 2 |

Project
**DSH-METROPOLITAN
 SNF BLDG
 RE-ROOF LEAK
 DAMAGE REPAIR
 PROJECT**

11401 Bloomfield Ave.
 Norwalk, CA 90650
 Los Angeles County

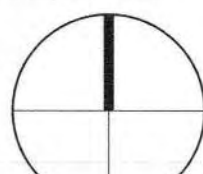
DGS PROJECT # DGS00000142412C
 SFM FAC #19-19-43-0002

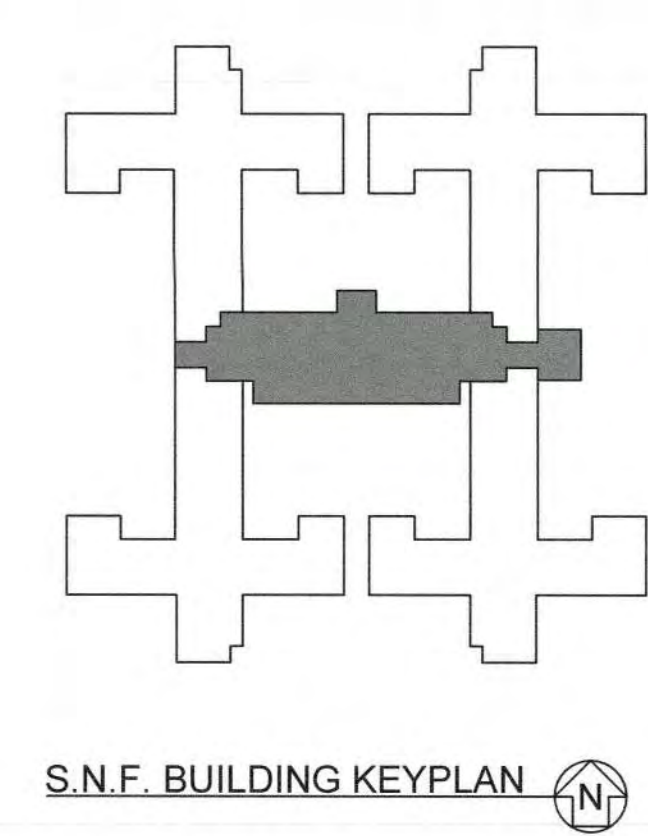
| Supervisor | Designed | Drawn | Checked |
|------------|----------|-------|---------|
| MJK | | V.L. | MJK |

File Date: - Vault File Number: -

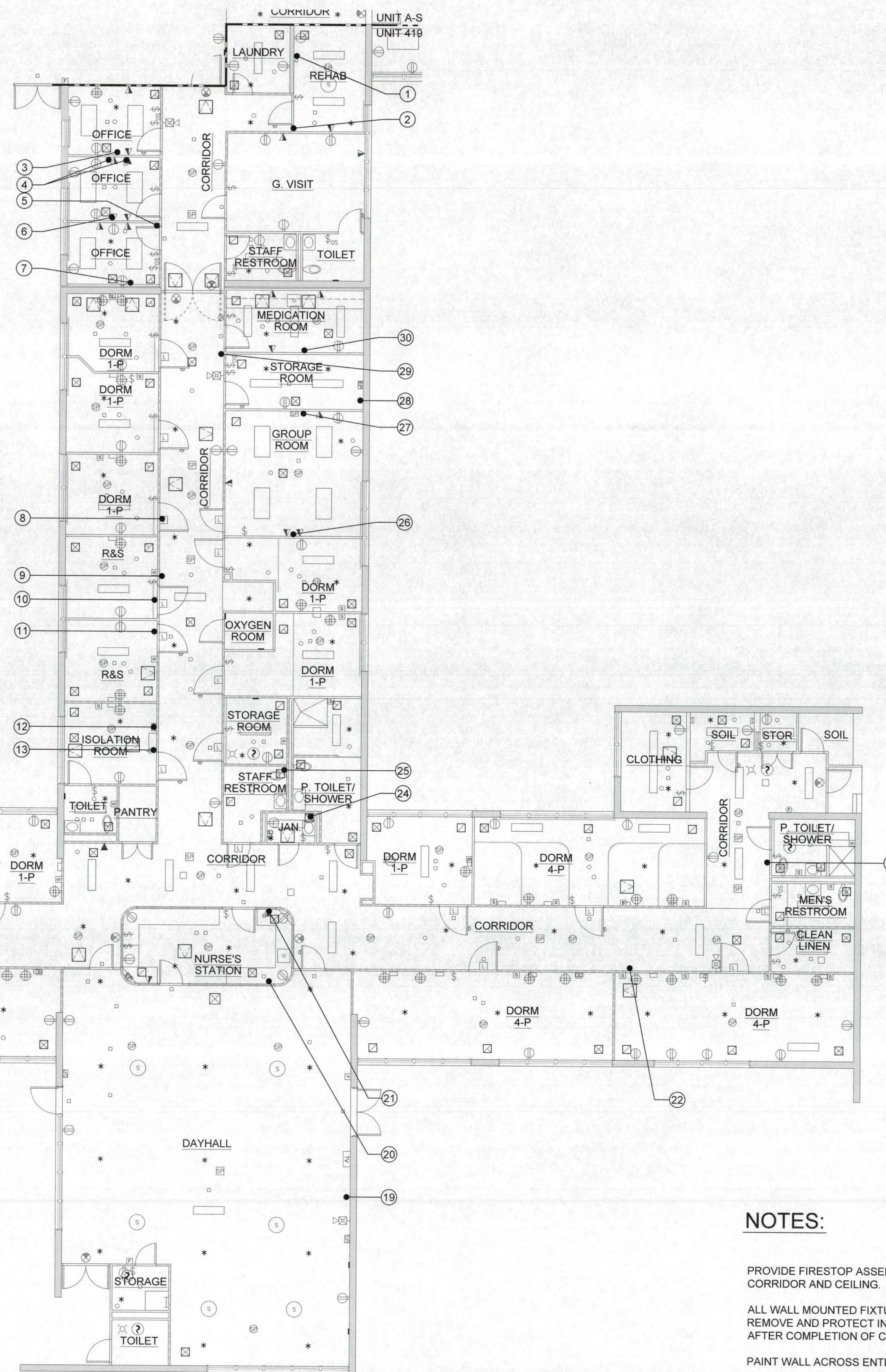
Sheet Title
**UNIT A SNF - EXISTING
 CONDITIONS
 PHOTOGRAPHS**

| DSA Building Number | Work Order |
|---------------------|------------|
| - | - |

| Reference North | Sheet Scale |
|---|---------------|
|  | AS SHOWN |
| | Sheet Number |
| | A1.3.2 |



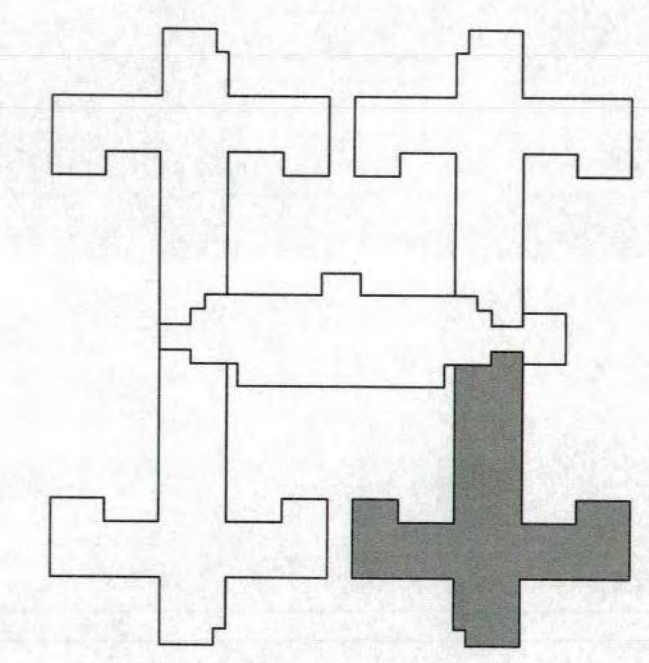
DATE/TIME: 02 Jun 2022, 11:27 AM
 FILE: P:\10307 - Roof Leak Repair - SNF - DSH-Metro\CAD\17038\A1.3.2.dwg



UNIT 419 - EXISTING CONDITIONS PHOTOGRAPH PLAN
 SCALE: 0 4 8 FEET 16
 1/8" = 1'-0"

NOTES:

- PROVIDE FIRESTOP ASSEMBLY AT NEW AND EXISTING PENETRATIONS IN CORRIDOR AND CEILING.
- ALL WALL MOUNTED FIXTURE AND CONDUIT 12" FROM THE CEILING AREA - REMOVE AND PROTECT IN PLACE DURING CONSTRUCTION. REINSTALL AFTER COMPLETION OF CONSTRUCTION. PATCH AND PAINT.
- PAINT WALL ACROSS ENTIRE ROOM OR TO NATURAL BREAK POINT.



S.N.F. BUILDING KEYPLAN

DSA STAMP

State of California
 Department of General Services
 Real Estate Services Division
DGS
Project Management Branch
 707 Third Street, Suite 3-305
 Sacramento, California 95805
 Project Director:
 (916) 443-9848 (Phone)
 (916) 376-1677 (Fax)
 www.dgs.ca.gov

Approval of this plan does not authorize or assume any change or deviation from applicable regulations. Final approval is subject to final inspection. One set of approved plans shall be preserved on the project site at all times.
 JUN 13 2022
 OFFICE OF THE STATE FIRE MARSHAL
 APPROVED FOR SIGNING ONLY
 Reviewed by: Jason Chavez, DSPM III



JCCA ASSOCIATES, INC.
 ENGINEERS • ARCHITECTS • PLANNERS
 200 VAN NESS AVENUE, SUITE 209 PH (916) 212-7644
 TORRANCE, CALIFORNIA 90503 FAX (916) 212-6272

JCCA #17038-1

Issue: 18-S-1084-C-PI

| No. | Date | Description |
|-----|----------|-----------------------|
| - | 11/01/21 | FINAL DRAWINGS V1 |
| PH1 | 3/2/22 | FINAL DRAWINGS V2 |
| PH2 | 5/12/22 | FINAL DRAWINGS V1 |
| R1 | 6/3/22 | FINAL DRWGS - PH1 & 2 |

Project
**DSH-METROPOLITAN
 SNF BLDG
 RE-ROOF LEAK
 DAMAGE REPAIR
 PROJECT**

11401 Bloomfield Ave.
 Norwalk, CA. 90650
 Los Angeles County

DGS PROJECT # DGS00000142412C
 SFM FAC #19-19-43-0002

| Supervisor | Designed | Drawn | Checked |
|------------|----------|-------|---------|
| MJK | | V.L. | MJK |

File Date: _____ Vault File Number: _____
 Sheet Title
**UNIT 419 - EXISTING
 CONDITIONS
 PHOTOGRAPH PLAN**

DSA Building Number: _____ Work Order: _____

Reference North: _____ Sheet Scale:
AS SHOWN

Sheet Number
A1.4



1



2



3



4



5



6



7



8



9



10



11



12



13



14



15



16



17



18



19



20



21



22



23



24




25



26



27



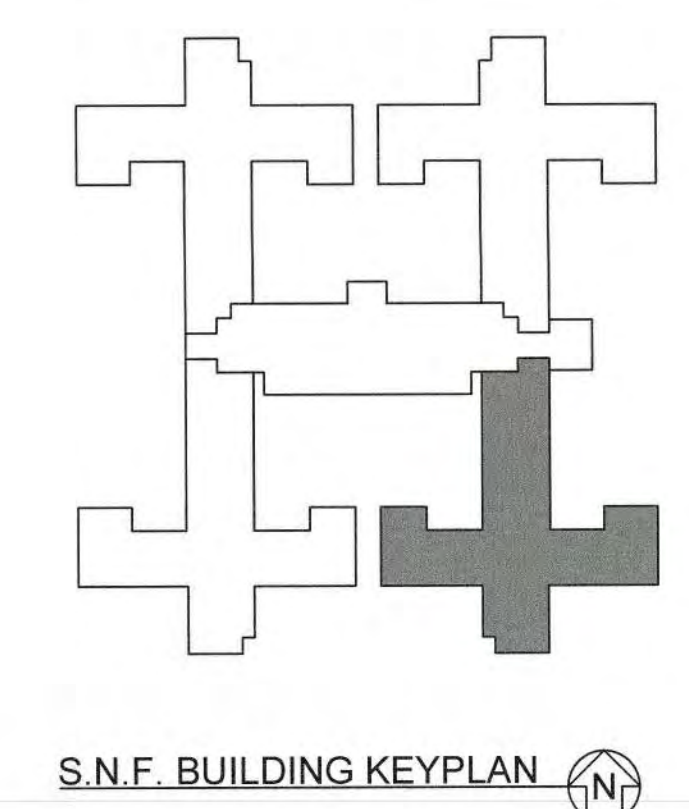
28



29



30



DSA STAMP

State of California
Department of General Services
Real Estate Services Division

DGS

Project Management Branch
707 Third Street, Suite 3-305
Sacramento, California 95605
Project Director:
(916) 443-9848 (Phone)
(916) 378-1677 (Fax)
www.dgs.ca.gov

Approval of this plan does not authorize or approve any omission or deviation from applicable regulations. Final approval is subject to the final inspection. One set of approved plans shall be retained on the project site at all times.

JUN 13 2022

OFFICE OF THE STATE FIRE MARSHAL
APPROVED FOR SIGNING ONLY
Reviewed by: *Jason Craver, DFP III*



JCCA ASSOCIATES, INC.
ENGINEERS • ARCHITECTS • PLANNERS
385 VAN NESS AVENUE, SUITE 208 PH (916) 212-7664
FORKSIDE, CALIFORNIA 95939 FAX (916) 212-8272

JCCA #17038-1

| No. | Date | Description |
|-----|----------|-----------------------|
| - | 11/01/21 | FINAL DRAWINGS V1 |
| PH1 | 3/2/22 | FINAL DRAWINGS V2 |
| PH2 | 5/12/22 | FINAL DRAWINGS V1 |
| R1 | 6/3/22 | FINAL DRWGS - PH1 & 2 |

Project
**DSH-METROPOLITAN
SNF BLDG
RE-ROOF LEAK
DAMAGE REPAIR
PROJECT**

11401 Bloomfield Ave.
Norwalk, CA 90650
Los Angeles County

DGS PROJECT # DGS00000142412C
SFM FAC #19-19-43-0002

| Supervisor | Designed | Drawn | Checked |
|------------|----------|-------|---------|
| MJK | V.L. | MJK | MJK |

File Date: - Vault File Number: -

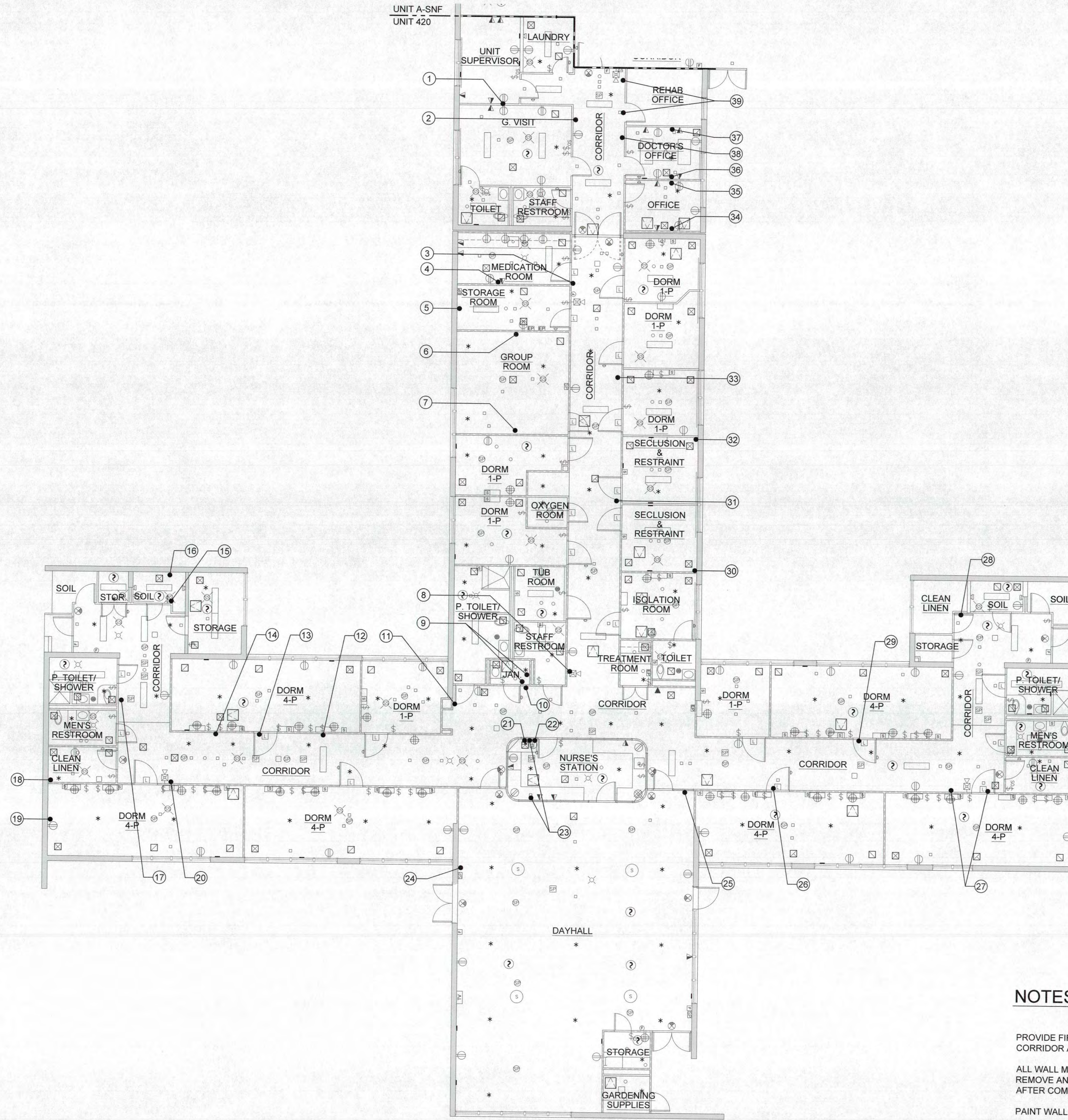
Sheet Title
**UNIT 419 - EXISTING
CONDITIONS
PHOTOGRAPHS**

DSA Building Number: - Work Order: -

Reference North: - Sheet Scale: AS SHOWN
Sheet Number: A1.4.1

PHASE 1&2 CEILING REPAIR

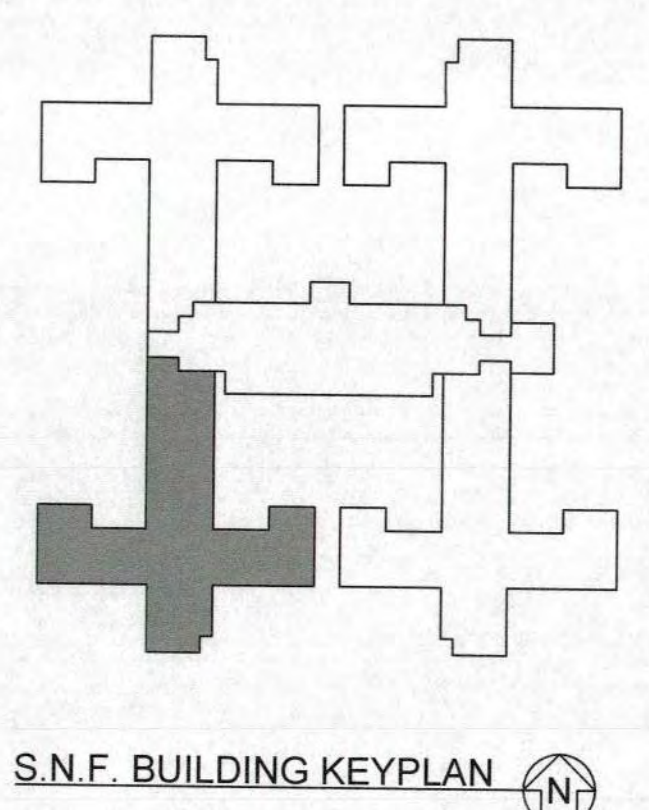
DATE/TIME: 02 Jun 2022, 11:21 AM
FILE: P:\17038-1\Floor Leak Ceiling Repair_SNF_DSH-MetroCA\17038-1_A1.dwg



NOTES:

- PROVIDE FIRESTOP ASSEMBLY AT NEW AND EXISTING PENETRATIONS IN CORRIDOR AND CEILING.
- ALL WALL MOUNTED FIXTURE AND CONDUIT 12" FROM THE CEILING AREA - REMOVE AND PROTECT IN PLACE DURING CONSTRUCTION. REINSTALL AFTER COMPLETION OF CONSTRUCTION. PATCH AND PAINT.
- PAINT WALL ACROSS ENTIRE ROOM OR TO NATURAL BREAK POINT.

UNIT 420 - EXISTING CONDITIONS PHOTOGRAPH PLAN
 SCALE: 0 4 8 FEET 16
 1/8" = 1'-0"



DSA STAMP

State of California
 Department of General Services
 Real Estate Services Division
DGS
 Project Management Branch
 707 Third Street, Suite 3-305
 Sacramento, California 95605
 Project Director:
 (916) 443-9848 (Phone)
 (916) 376-1677 (Fax)
 www.dgs.ca.gov

Approval of this plan does not authorize or approve any addition or revision from applicable regulations. Final approval is subject to field inspection. One set of approved plans shall be available on the project site at all times.
 JUN 13 2022
 OFFICE OF THE STATE FIRE MARSHAL
 APPROVED FOR RECORDING ONLY
 Reviewed by: [Signature]

REGISTERED ARCHITECT
 J.C. CHANG & ASSOCIATES, INC.
 No. C-37614
 Exp. 1/31/23
 STATE OF CALIFORNIA

JCCA J.C. CHANG & ASSOCIATES, INC.
 ENGINEERS • ARCHITECTS • PLANNERS
 200 VAN NESS AVENUE, SUITE 200 TORRANCE, CALIFORNIA 90501
 PH (310) 212-1844
 FAX (310) 212-6272

JCCA #17038-1
 Issue: 18-S-1084-C-P1

| No. | Date | Description |
|-----|----------|-----------------------|
| - | 11/01/21 | FINAL DRAWINGS V1 |
| PH1 | 3/2/22 | FINAL DRAWINGS V2 |
| PH2 | 5/12/22 | FINAL DRAWINGS V1 |
| R1 | 6/3/22 | FINAL DRWGS - PH1 & 2 |

Project
DSH-METROPOLITAN SNF BLDG RE-ROOF LEAK DAMAGE REPAIR PROJECT
 11401 Bloomfield Ave.
 Norwalk, CA. 90650
 Los Angeles County
 DGS PROJECT # DGS00000142412C
 SFM FAC #19-19-43-0002

| Supervisor | Designed | Drawn | Checked |
|------------|----------|-------|---------|
| MJK | V.L. | MJK | |

File Date: _____ Vault File Number: _____
 Sheet Title:
UNIT 420 - EXISTING CONDITIONS PHOTOGRAPH PLAN

| DSA Building Number | Work Order |
|---------------------|------------|
| --- | --- |

Reference North: AS SHOWN
 Sheet Scale: AS SHOWN
 Sheet Number: A1.5

P:\DATE\TIME: 02 Jun 2022, 11:21 AM
 S:\FILE: P:\17038-1\Floor Leak Ceiling Repair - SNF - DSH-MetroCAD\17038-1A1.5.dwg




1



2



3



4



5



6



7



8




9



10



11



12



13



14



15



16




17



18



19



20



21



22




23




24



25



26



27



28



29



30




31



32



33



34



35

DSA STAMP

State of California
Department of General Services
Real Estate Services Division



Project Management Branch
707 Third Street, Suite 3-305
Sacramento, California 95805
Project Director:
(916) 443-9848 (Phone)
(916) 376-1677 (Fax)
www.dgs.ca.gov

Approval of this plan does not authorize or approve any construction or deviation from applicable regulations. Final approval is subject to field inspection. The set of approved plans shall be available on the project site at all times.

JUN 18 2022

OFFICE OF THE STATE ERIC MARSHALL
APPROVED AS SHOWN ONLY
Reviewed by:
JESSE CRANE - DSM II



JCCA J.C. CHANG & ASSOCIATES, INC.
ENGINEERS • ARCHITECTS • PLANNERS
280 VAN NESS AVENUE, SUITE 200 PHOENIX 210 7044
TORRANCE, CALIFORNIA 90501 FAX (310) 213-8272

JCCA #17038-1

Issue: 18-S-1084-C-PI

| No. | Date | Description |
|-----|----------|-----------------------|
| - | 11/01/21 | FINAL DRAWINGS V1 |
| PH1 | 3/2/22 | FINAL DRAWINGS V2 |
| PH2 | 5/12/22 | FINAL DRAWINGS V1 |
| R1 | 6/3/22 | FINAL DRWGS - PH1 & 2 |

Project
**DSH-METROPOLITAN
SNF BLDG
RE-ROOF LEAK
DAMAGE REPAIR
PROJECT**

11401 Bloomfield Ave.
Norwalk, CA 90650
Los Angeles County

DGS PROJECT # DGS00000142412C
SFM FAC #19-19-43-0002

| Supervisor | Designed | Drawn | Checked |
|------------|----------|-------|---------|
| MJK | | V.L. | MJK |


File Date
Vault File Number

Sheet Title
**UNIT 420 - EXISTING
CONDITIONS
PHOTOGRAPHS**

DSA Building Number
Work Order

Reference North
Sheet Scale
AS SHOWN
Sheet Number

A1.5.1



SOURCE: 02 Jun 2022, 11:23 AM
FILE: P:\17038\Floor Leak Repair_SNF_DSH-Metro\0417038A1.5.dwg

PHASE 1&2 CEILING REPAIR



36



37



38



39

DSA STAMP

State of California
Department of General Services
Real Estate Services Division



Project Management Branch
707 Third Street, Suite 3-305
Sacramento, California 95605
Project Director:
(916) 443-9848 (Phone)
(916) 376-1677 (Fax)
www.dgs.ca.gov

Approval of this plan does not authorize or
guarantee the construction of the work shown
on this plan. The contractor shall be responsible for
obtaining all necessary permits. One set of approved plans
shall be available on the project site at all times.

JUN 13 2022

OFFICE OF THE STATE FIRE MARSHAL
APPROVED FIRE AND LIFEGUARD ONLY
Reviewed by: Jason Calhoun, R.F.M. III



JCCA ASSOCIATES, INC.
ENGINEERS • ARCHITECTS • PLANNERS
355 VAN NESS AVENUE, SUITE 208 PH (916) 212-7644
TORRANCE, CALIFORNIA 90501 FAX (916) 212-6272

JCCA #17038-1

Issue: 18-S-1084-C-PH

| No. | Date | Description |
|-----|----------|-----------------------|
| - | 11/01/21 | FINAL DRAWINGS V1 |
| PH1 | 3/2/22 | FINAL DRAWINGS V2 |
| PH2 | 5/12/22 | FINAL DRAWINGS V1 |
| R1 | 6/3/22 | FINAL DRWGS - PH1 & 2 |

Project
**DSH-METROPOLITAN
SNF BLDG
RE-ROOF LEAK
DAMAGE REPAIR
PROJECT**
11401 Bloomfield Ave.
Norwalk, CA. 90650
Los Angeles County

DGS PROJECT # DGS000000142412C
SFM FAC #19-19-43-0002

| Supervisor | Designed | Drawn | Checked |
|------------|-------------------|-------|---------|
| MJK | | V.L. | MJK |
| File Date | Vault File Number | | |
| | | | |


Sheet Title
**UNIT 420 - EXISTING
CONDITIONS
PHOTOGRAPHS**

DSA Building Number -
Work Order -

Reference North -
Sheet Scale -

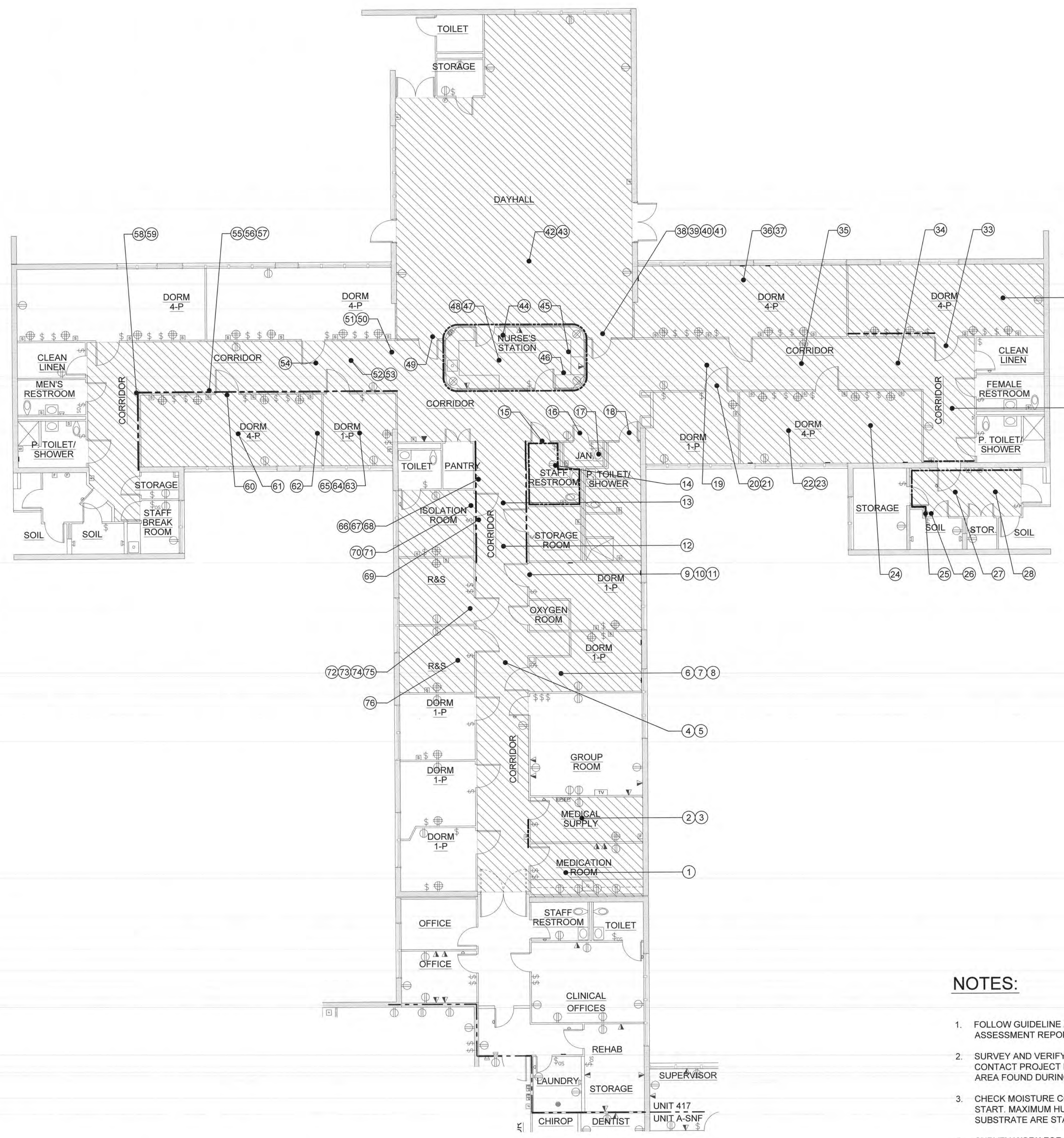
AS SHOWN
Sheet Number

A1.5.2



S.N.F. BUILDING KEYPLAN

DATE/TIME: 02 Jun 2022, 11:22AM
FILE: P:\17038-1\Floor Leak Ceiling Repair_SNF_DSH-Metro-CAC\17038-1A1.5.2.dwg



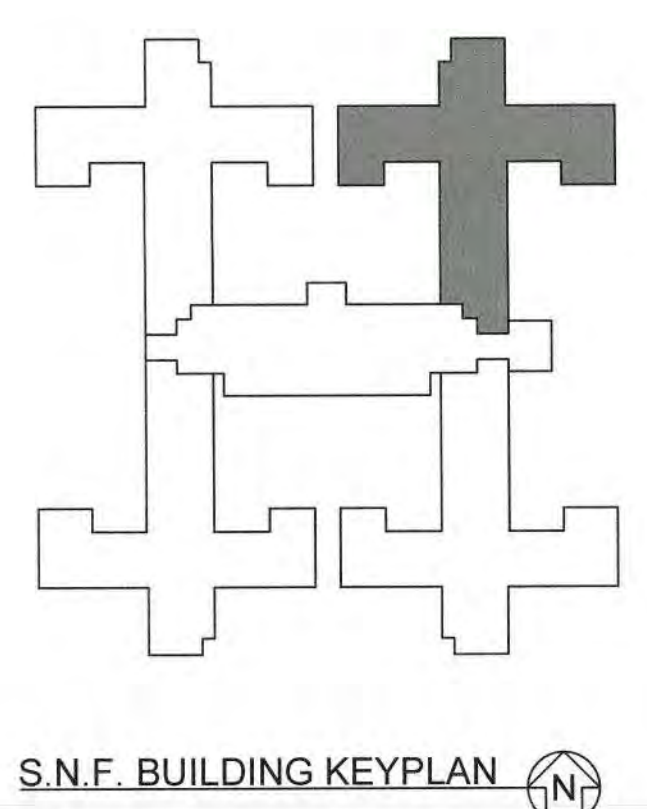
LEGEND:

- 8" CONCRETE WALL (5/A3.1)
- 2-1/2" SOLID PLASTER WALL (4A/A3.1, 4B/A3.1)
- 4" PLASTER ON METAL STUD
- DAMAGED RESILIENT TILE FLOOR (8/A3.1)
- DAMAGED AREA ON WALL
- DUPLEX OUTLET
- DUPLEX DOUBLE OUTLET
- WALL SWITCH
- WALL SWITCH SENSOR
- DATA OUTLET
- TELEPHONE
- WALL PENETRATION
- FLOOR DRAIN
- SECURITY PULL BOX
- FIRE PULL BOX
- FIRE EXTINGUISHER
- DOOR STOP
- WALL GRAB BAR
- ELECTRICAL PANEL
- COVERED OUTLETS

NOTES:

1. FOLLOW GUIDELINE AND RECOMMENDATION ON MICROBIAL ASSESSMENT REPORT BY PANACEA FOR DEMO AND REPAIR WORK.
2. SURVEY AND VERIFY DAMAGED AREA IN THE DRAWINGS DURING BID. CONTACT PROJECT MANAGER AT DGS AND DSH IF MORE DAMAGED AREA FOUND DURING SURVEY.
3. CHECK MOISTURE CONTENT OF SCOPE AREA BEFORE NEW WORK START. MAXIMUM HUMIDITY CONTENTS ALLOWED FOR EACH SUBSTRATE ARE STATED IN SPECIFICATION.
4. SURVEY WORK FOR THIS CONSTRUCTION DOCUMENT WAS PERFORMED ON MARCH 2022. CONTRACTOR MUST VERIFY THE AREA BEFORE THE CONSTRUCTION.

UNIT 417 - EXISTING CONDITIONS PHOTOGRAPH PLAN
 SCALE: 0 4 8 FEET 16
 1/8" = 1'-0"



DSA STAMP

State of California
 Department of General Services
 Real Estate Services Division
DGS
Project Management Branch
 707 Third Street, Suite 3-305
 Sacramento, California 95805
 Project Director:
 (916) 443-9848 (Phone)
 (916) 376-1677 (Fax)
 www.dgs.ca.gov

Approval of this plan does not authorize or approve any construction or deviation from applicable regulations. Final approval is subject to field inspection. One set of approved plans shall be available on the project site at all times.
 JUN 13 2022
 OFFICE OF THE STATE FIRE MARSHAL
 APPROVED FIRE ALARM PLAN ONLY
 Reviewed by: [Signature]



JCCA ASSOCIATES, INC.
 ENGINEERS • ARCHITECTS • PLANNERS
 385 VAN NESS AVENUE, SUITE 208
 TORRANCE, CALIFORNIA 90503
 PH (310) 212-7644
 FAX (310) 212-9227

JCCA #17038-1

Issue: 18-S-1084-C-PI

| No. | Date | Description |
|-----|----------|-----------------------|
| - | 11/01/21 | FINAL DRAWINGS V1 |
| PH1 | 3/2/22 | FINAL DRAWINGS V2 |
| PH2 | 5/12/22 | FINAL DRAWINGS V1 |
| R1 | 6/3/22 | FINAL DRWGS - PH1 & 2 |

Project
**DSH-METROPOLITAN
 SNF BLDG
 RE-ROOF LEAK
 DAMAGE REPAIR
 PROJECT**

11401 Bloomfield Ave.
 Norwalk, CA 90650
 Los Angeles County

DGS PROJECT # DGS00000142412C
 SFM FAC #19-19-43-0002

| Supervisor | Designed | Drawn | Checked |
|------------|----------|-------|---------|
| MJK | V.L. | MJK | MJK |

File Date: - Vault File Number: -

Sheet Title
**UNIT 417 - EXISTING
 CONDITIONS
 PHOTOGRAPH PLAN**

DSA Building Number: - Work Order: -

Reference North: - Sheet Scale: AS SHOWN
 Sheet Number: A1.6

PHASE 1&2 CEILING REPAIR

DATE/TIME: 02 Jun 2022, 11:22AM
 FILE: P117038-1 Floor Leak Ceiling Repair - SNF - DSH-MetroCA117038-1A1.dwg



DSA STAMP

State of California
 Department of General Services
 Real Estate Services Division
DGS
 Project Management Branch
 707 Third Street, Suite 3-305
 Sacramento, California 95805
 Project Director:
 (916) 443-9848 (Phone)
 (916) 376-1677 (Fax)
 www.dgs.ca.gov

Approval of this plan does not authorize or approve any omission or deviation from applicable regulations. Final approval is subject to field inspection. One set of approved drawings shall be available on the project site at all times.
 JUN 18 2022
 OFFICE OF THE STATE FIRE MARSHAL
 APPROVAL FOR FIRE SAFETY ONLY
 Reviewed by: Jason Chavez, DSPM III



JCCA J.C. CHANG & ASSOCIATES, INC.
 ENGINEERS • ARCHITECTS • PLANNERS
 388 VAN NESS AVENUE, SUITE 208 PH (916) 212-7644
 TORRANCE, CALIFORNIA 90501 FAX (916) 212-8272

JCCA #17038-1

| No. | Date | Description |
|-----|----------|-----------------------|
| - | 11/01/21 | FINAL DRAWINGS V1 |
| PH1 | 3/2/22 | FINAL DRAWINGS V2 |
| PH2 | 5/12/22 | FINAL DRAWINGS V1 |
| R1 | 6/3/22 | FINAL DRWGS - PH1 & 2 |

Project
**DSH-METROPOLITAN
 SNF BLDG
 RE-ROOF LEAK
 DAMAGE REPAIR
 PROJECT**
 11401 Bloomfield Ave.
 Norwalk, CA. 90650
 Los Angeles County

DGS PROJECT # DGS00000142412C
 SFM FAC #19-19-43-0002

| Supervisor | Designed | Drawn | Checked |
|------------|----------|-------|---------|
| MJK | | V.L. | MJK |

File Date: _____ Vault File Number: _____

Sheet Title
**UNIT 417 - EXISTING
 CONDITIONS
 PHOTOGRAPHS**

DSA Building Number: _____ Work Order: _____

| Reference North | Sheet Scale |
|-----------------|-------------|
| | AS SHOWN |

Sheet Number
A1.6.1

C:\NET\WORK\2022\112524\112524.dwg
 3 FILE: P:\17038-1\Floor Leak Ceiling Repair_SNF_DSH-MetroCAD\17038-1A1.6.1.dwg



DSA STAMP

State of California
Department of General Services
Real Estate Services Division

DGS

Project Management Branch
707 Third Street, Suite 3-305
Sacramento, California 95605
Project Director:
(916) 443-9848 (Phone)
(916) 376-1677 (Fax)
www.dgs.ca.gov

Approval of this plan does not authorize or guarantee the preparation or execution of any work. Final approval is subject to the applicable regulations. One set of approved plans shall be available on the project site at all times.

JUN 13 2022

OFFICE OF THE STATE FIRE MARSHAL
APPROVED FOR ARCHITECTURAL ONLY
Reviewed by: Jason Chavez, DSFM III



JCCA J.C. CHANG & ASSOCIATES, INC.
ENGINEERS • ARCHITECTS • PLANNERS
865 VAN NESS AVENUE, SUITE 208 PH: (916) 232-1944
TORRANCE, CALIFORNIA 90501 FAX: (916) 215-6272

JCCA #17038-1

| No. | Date | Description |
|-----|----------|-----------------------|
| - | 11/01/21 | FINAL DRAWINGS V1 |
| PH1 | 3/2/22 | FINAL DRAWINGS V2 |
| PH2 | 5/12/22 | FINAL DRAWINGS V1 |
| R1 | 6/3/22 | FINAL DRWGS - PH1 & 2 |

Project:
**DSH-METROPOLITAN
SNF BLDG
RE-ROOF LEAK
DAMAGE REPAIR
PROJECT**

11401 Bloomfield Ave.
Norwalk, CA 90650
Los Angeles County

DGS PROJECT # DGS00000142412C
SFM FAC #19-19-43-0002

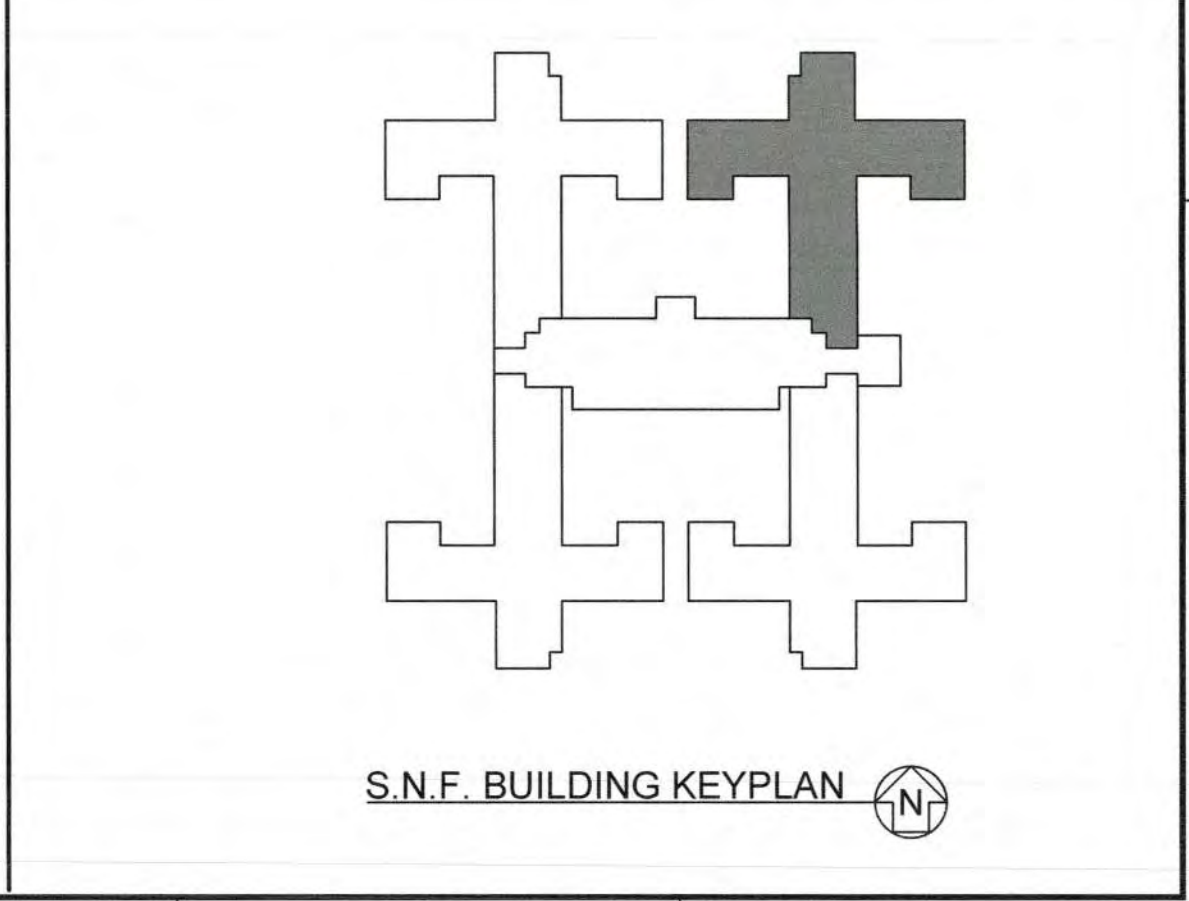
| Supervisor | Designed | Drawn | Checked |
|------------|----------|-------|---------|
| MJK | V.L. | MJK | MJK |

File Date: _____ Vault File Number: _____

Sheet Title
**UNIT 417 - EXISTING
CONDITIONS
PHOTOGRAPHS**

DSA Building Number: _____ Work Order: _____


Reference North: Sheet Scale: **AS SHOWN**
Sheet Number: **A1.6.2**



DATE/TIME: 02 Jun 2022, 11:22AM
FILE: P:\17038-1\Floor Exam\DSH-MetroCity\17038-1A_1.6.2.dwg



71



72



73



74



75



76

DSA STAMP


State of California
Department of General Services
Real Estate Services Division



Project Management Branch
707 Third Street, Suite 3-305
Sacramento, California 95605
Project Director:
(916) 443-8848 (Phone)
(916) 376-1677 (Fax)
www.dgs.ca.gov

Approval of this plan shall not constitute approval of any construction or repair work. The contractor shall be responsible for obtaining all necessary permits and approvals. This set of approved plans shall be available on the project site at all times.

JUN 13 2022

OFFICE OF THE STATE FIRE MARSHAL
APPROVED FOR RECORDING ONLY
Reviewed by:  Jason Calvert, USFM II



JCCA J.C. CHANG & ASSOCIATES, INC.
ENGINEERS • ARCHITECTS • PLANNERS
285 VAN NESS AVENUE, SUITE 208 TORRANCE, CALIFORNIA 90501 PH (310) 212-7666 FAX (310) 212-8272

JCCA #17038-1
Issue: 18-S-1084-C-PI

| No. | Date | Description |
|-----|----------|-----------------------|
| - | 11/01/21 | FINAL DRAWINGS V1 |
| PH1 | 3/2/22 | FINAL DRAWINGS V2 |
| PH2 | 5/12/22 | FINAL DRAWINGS V1 |
| R1 | 6/3/22 | FINAL DRWGS - PH1 & 2 |

Project
**DSH-METROPOLITAN
SNF BLDG
RE-ROOF LEAK
DAMAGE REPAIR
PROJECT**

11401 Bloomfield Ave.
Norwalk, CA 90650
Los Angeles County

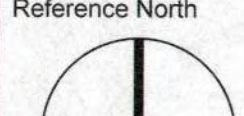
DGS PROJECT # DGS00000142412C
SFM FAC #19-19-43-0002

| Supervisor | Designed | Drawn | Checked |
|------------|----------|-------|---------|
| MJK | | V.L. | MJK |

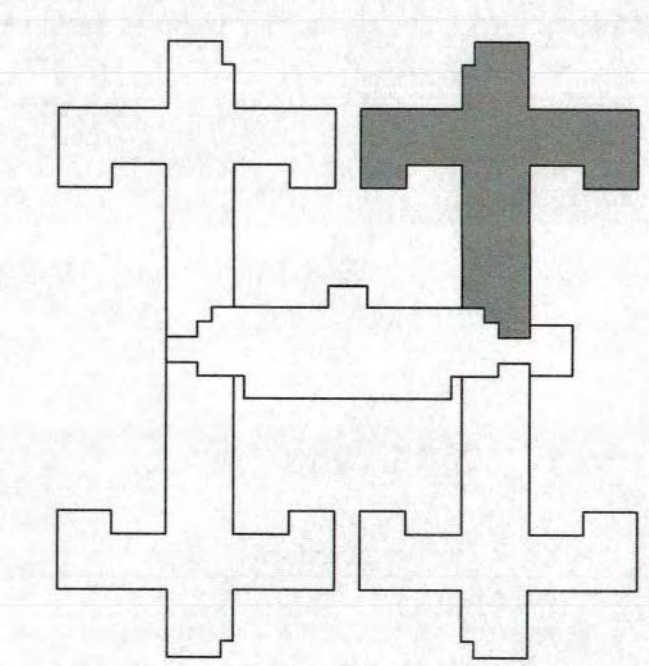
File Date: - Vault File Number: -

Sheet Title
**UNIT 417 - EXISTING
CONDITIONS
PHOTOGRAPHS**

| DSA Building Number | Work Order |
|---------------------|------------|
| - | - |

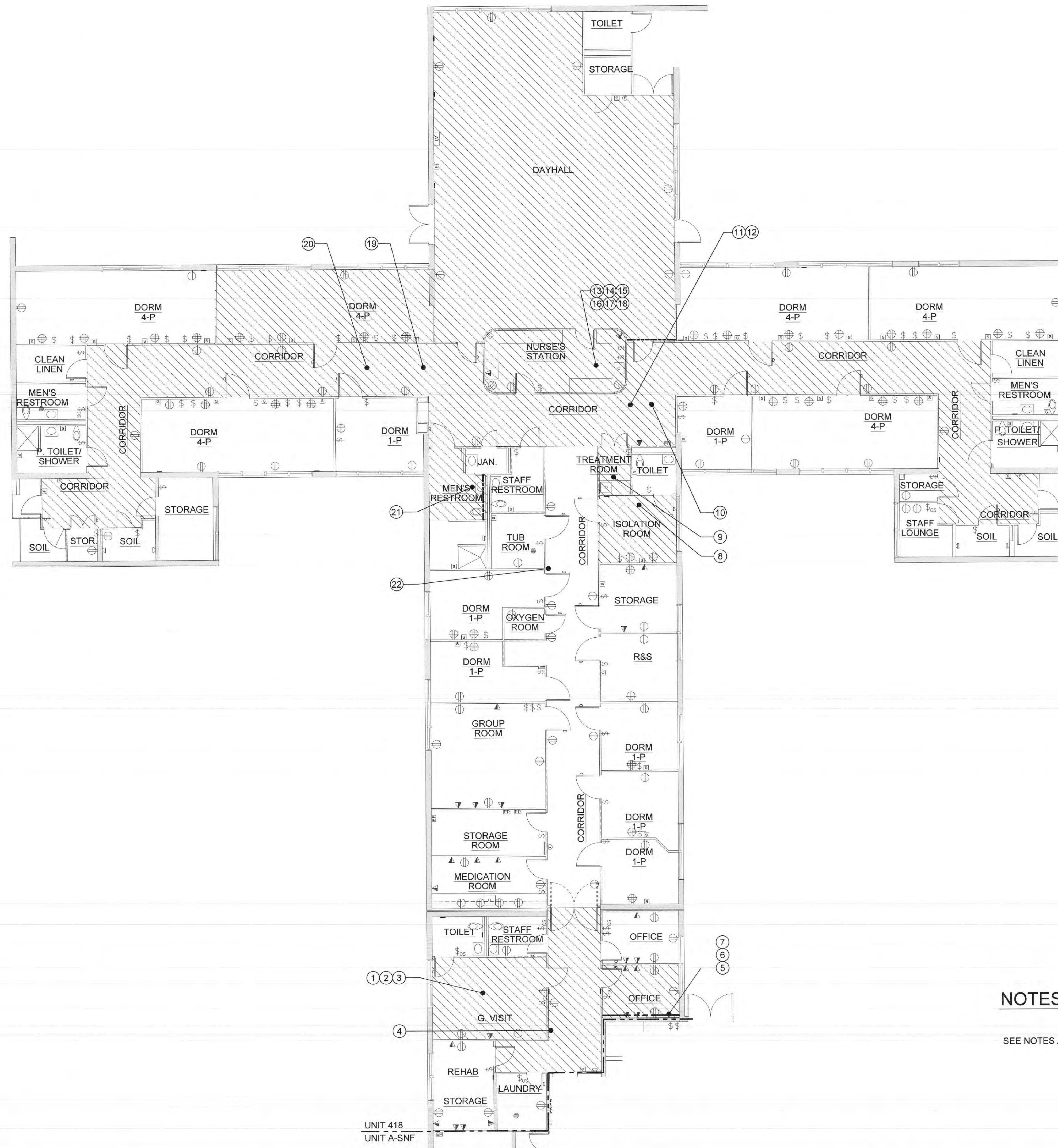
Reference North:  Sheet Scale: AS SHOWN

Sheet Number: A1.6.3



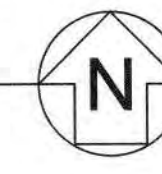
S.N.F. BUILDING KEYPLAN

S:\PROJECTS\18-S-1084-C-PI\18-S-1084-C-PI-01.dwg
S:\PROJECTS\18-S-1084-C-PI\18-S-1084-C-PI-01.dwg




UNIT 418
UNIT A-SNF

UNIT 418 - EXISTING CONDITIONS PHOTOGRAPH PLAN
SCALE: 0 4 8 FEET 16
1/8" = 1'-0"



NOTES:

SEE NOTES AND LEGENDS ON SHEET A6.1 FOR INFORMATION.



S.N.F. BUILDING KEYPLAN

DSA STAMP

State of California
Department of General Services
Real Estate Services Division
DGS
Project Management Branch
707 Third Street, Suite 3-305
Sacramento, California 95605
Project Director:
(916) 443-9848 (Phone)
(916) 376-1677 (Fax)
www.dgs.ca.gov

Approval of this plan does not authorize or
warrant any change or deviation from
approved requirements. Final approval is subject
to final inspection. The set of drawings shall
be the authority on the project site at all times.
JUN 13 2022
OFFICE OF THE COUNTY CLERK
APPROVED FOR RECORDING
Reviewed by: [Signature]
Jesun Craver, Clerk III



JCCA ASSOCIATES, INC.
ENGINEERS • ARCHITECTS • PLANNERS
385 VAN NESS AVENUE, SUITE 208 PH (916) 212-7644
TORRANCE, CALIFORNIA 90501 FAX (916) 212-8272

JCCA #17038-1

| No. | Date | Description |
|-----|----------|-----------------------|
| - | 11/01/21 | FINAL DRAWINGS V1 |
| PH1 | 3/2/22 | FINAL DRAWINGS V2 |
| PH2 | 5/12/22 | FINAL DRAWINGS V1 |
| R1 | 6/3/22 | FINAL DRWGS - PH1 & 2 |

Project

**DSH-METROPOLITAN
SNF BLDG
RE-ROOF LEAK
DAMAGE REPAIR
PROJECT**

11401 Bloomfield Ave.
Norwalk, CA 90850
Los Angeles County

DGS PROJECT # DGS00000142412C
SFM FAC #19-19-43-0002

| Supervisor | Designed | Drawn | Checked |
|------------|----------|-------|---------|
| MJK | V.L. | MJK | MJK |

File Date Vault File Number

Sheet Title
**UNIT 418 - EXISTING
CONDITIONS
PHOTOGRAPH PLAN**

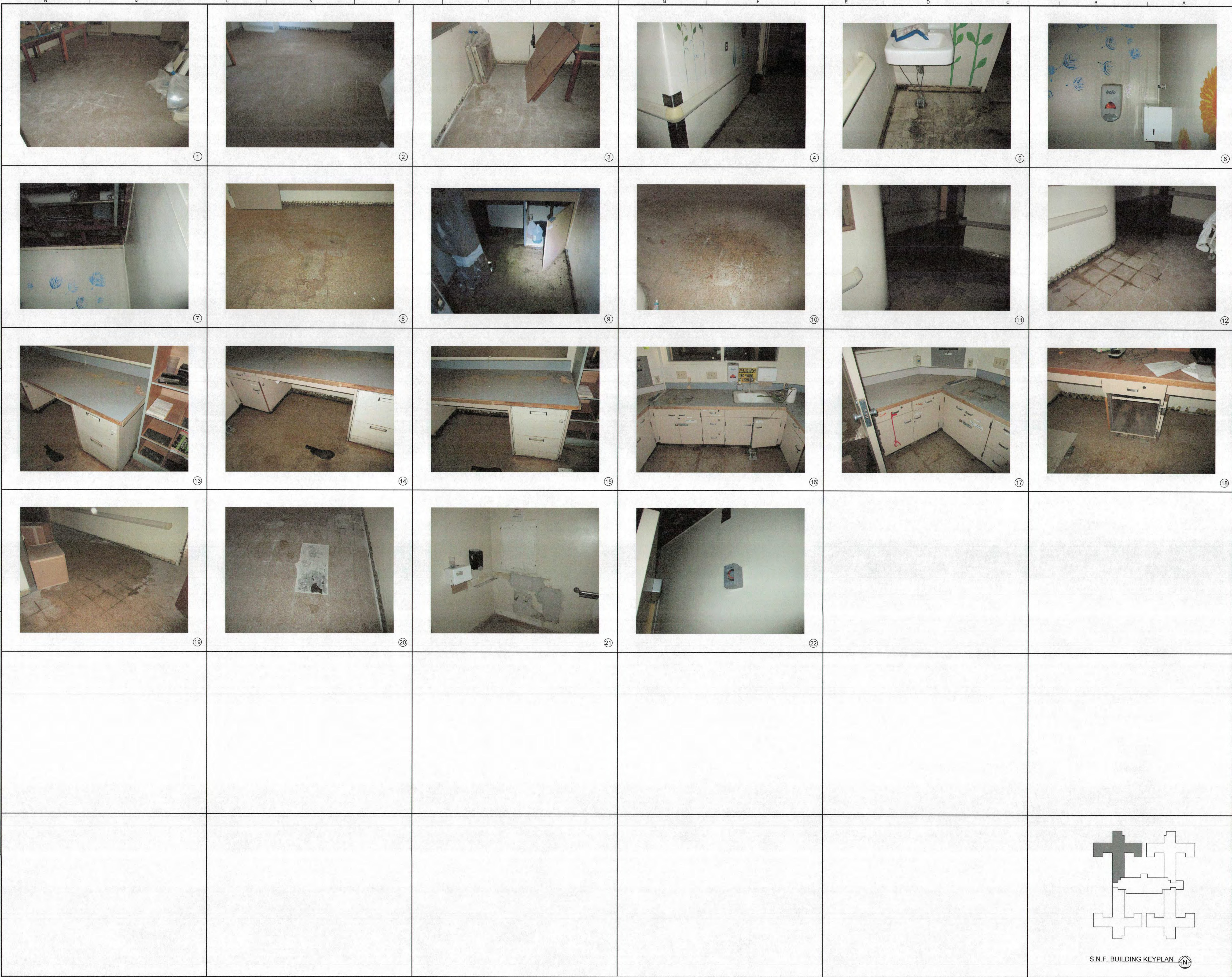
DSA Building Number Work Order

Reference North Sheet Scale
AS SHOWN

Sheet Number
A1.7

PHASE 1&2 CEILING REPAIR

P:DATE/TIME: 02 Jun 2022, 11:22AM
S:FILE: P:\17038-1\Floor Leak Ceiling Repair - SNF - DSH-MetroCA\17038-1A1.rwg



DSA STAMP

State of California
 Department of General Services
 Real Estate Services Division
DGS
 Project Management Branch
 707 Third Street, Suite 3-305
 Sacramento, California 95805
 Project Director:
 (916) 443-9848 (Phone)
 (916) 376-1677 (Fax)
 www.dgs.ca.gov

Approval of this report does not constitute an endorsement or approval of any product or service mentioned herein. The user assumes all responsibility for the use of this report. The user shall be responsible for obtaining all necessary permits and approvals for any work to be performed on the project site at all times.
 JUN 13 2022
 OFFICE OF THE STATE FIRE MARSHAL
 APPROVED FOR ADDITIONAL USE ONLY
 Reviewed by: Jason Gravel, DSFM III



JCCA J.C. CHANG & ASSOCIATES, INC.
 ENGINEERS • ARCHITECTS • PLANNERS
 389 VAN NESS AVENUE, SUITE 208 PH (916) 212-7644
 TORRANCE, CALIFORNIA 90501 FAX (916) 212-5273

JCCA #17038-1

Issue: 18-S-1084-C-PI

| No. | Date | Description |
|-----|----------|-----------------------|
| - | 11/01/21 | FINAL DRAWINGS V1 |
| PH1 | 3/2/22 | FINAL DRAWINGS V2 |
| PH2 | 5/12/22 | FINAL DRAWINGS V1 |
| R1 | 6/3/22 | FINAL DRWGS - PH1 & 2 |

Project
**DSH-METROPOLITAN
 SNF BLDG
 RE-ROOF LEAK
 DAMAGE REPAIR
 PROJECT**
 11401 Bloomfield Ave.
 Norwalk, CA. 90650
 Los Angeles County
 DGS PROJECT # DGS00000142412C
 SFM FAC #19-19-43-0002

| Supervisor | Designed | Drawn | Checked |
|------------|----------|-------|---------|
| MJK | | V.L. | MJK |


File Date: - Vault File Number: -

Sheet Title
**UNIT 418 - EXISTING
 CONDITIONS
 PHOTOGRAPHS**

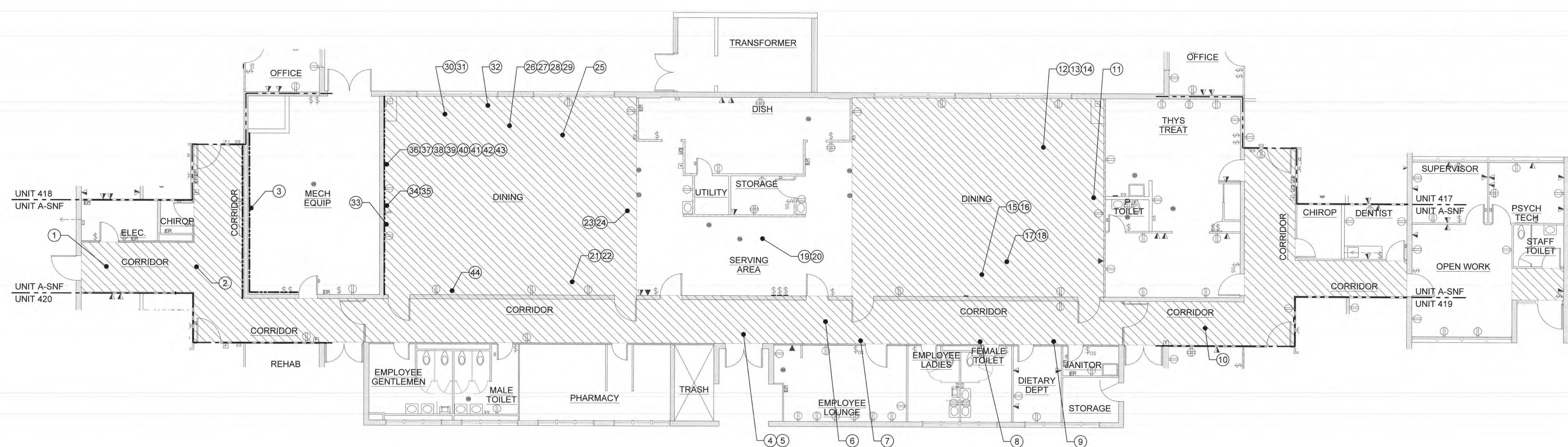
| DSA Building Number | Work Order |
|---------------------|------------|
| - | - |

Reference North

| Sheet Scale | Sheet Number |
|-------------|--------------|
| AS SHOWN | A17.1 |



C:\P\19-19-43-0002 - 18-S-1084-C-PI.dwg
 FILE: P:\19-19-43-0002 - 18-S-1084-C-PI.dwg
 Project: SNF DSH-Metropolitan Ceiling Repair



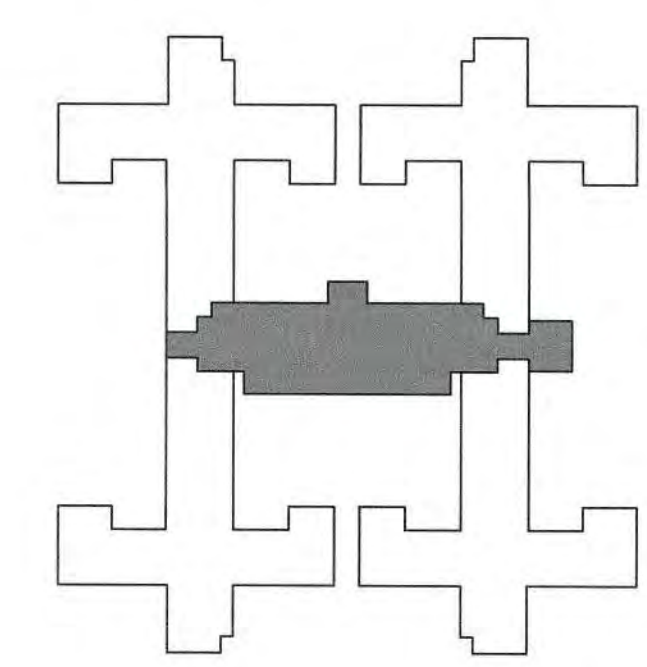
UNIT A - EXISTING CONDITIONS PHOTOGRAPH PLAN

SCALE: 0 4 8 FEET 16
1/8" = 1'-0"



NOTES:

SEE NOTES AND LEGENDS ON SHEET A6.1 FOR INFORMATION.



S.N.F. BUILDING KEYPLAN

DSA STAMP

State of California
Department of General Services
Real Estate Services Division
DGS
Project Management Branch
707 Third Street, Suite 3-305
Sacramento, California 95805
Project Director:
(916) 443-9848 (Phone)
(916) 376-1677 (Fax)
www.dgs.ca.gov

Approval of this plan does not authorize or
approve any construction or alteration from...
to field inspection. One set of approved plans
shall be available on the project site at all times.
JUN 13 2022
OFFICE OF THE STATE FIRE MARSHAL
APPROVED FIRE AND PANIC ONLY
Reviewed by: Jason Chavez, DDFM III



JCCA J.C. CHANG &
ASSOCIATES, INC.
ENGINEERS • ARCHITECTS • PLANNERS
388 VAN NESS AVENUE, SUITE 208 PH (916) 213-7644
TORRANCE, CALIFORNIA 90501 FAX (916) 213-8273

JCCA #17038-1

Issue: 18-S-1084-C-PI

| No. | Date | Description |
|-----|----------|-----------------------|
| - | 11/01/21 | FINAL DRAWINGS V1 |
| PH1 | 3/2/22 | FINAL DRAWINGS V2 |
| PH2 | 5/12/22 | FINAL DRAWINGS V1 |
| R1 | 6/3/22 | FINAL DRWGS - PH1 & 2 |

Project
DSH-METROPOLITAN
SNF BLDG
RE-ROOF LEAK
DAMAGE REPAIR
PROJECT
11401 Bloomfield Ave.
Norwalk, CA. 90650
Los Angeles County

DGS PROJECT # DGS00000142412C
SFM FAC #19-19-43-0002

| Supervisor | Designed | Drawn | Checked |
|------------|----------|-------|---------|
| MJK | | V.L. | MJK |

Sheet Title
UNIT A SNF - EXISTING
CONDITIONS
PHOTOGRAPH PLAN

| DSA Building Number | Work Order |
|---------------------|------------|
| --- | --- |

| Reference North | Sheet Scale |
|-----------------|--------------|
| | AS SHOWN |
| | Sheet Number |
| | A1.8 |


C:\P\17038-1\17038-1.dwg 11/13/2021 11:56AM J.C. Chang Repair_SNF_DSH-MetroCAD\17038-1.dwg



1



2



3



4



5



6



7



8



9



10



11



12



13



14



15



16



17



18



19



20




21



22



23



24



25



26



27



28



29



30



31



32



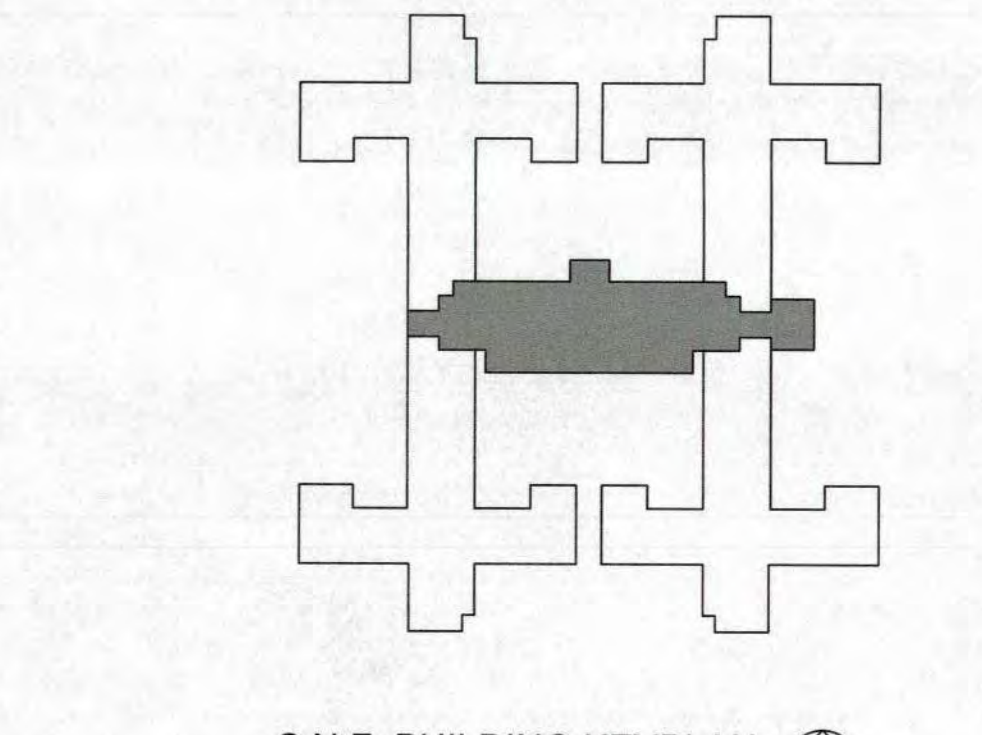
33



34



35



S.N.F. BUILDING KEYPLAN

DSA STAMP

State of California
Department of General Services
Real Estate Services Division

DGS

Project Management Branch
707 Third Street, Suite 3-305
Sacramento, California 95805
Project Director:
(916) 443-9848 (Phone)
(916) 376-1677 (Fax)
www.dgs.ca.gov

Approval of this plan does not authorize or
warrant any change or deviation from what
is shown on the drawings. One set of approved plans
shall be available on the project site at all times.

JUN 13 2022

OFFICE OF THE STATE FIRE MARSHAL
APPROVED FIRE MARSHAL ONLY
Reviewed by:
Jason Chavez, CSFM III



JCCA ASSOCIATES, INC.
J.C. CHANG &
ENVIRONMENTAL ARCHITECTS + PLANNERS
388 VAN NESS AVENUE, SUITE 208
TERRANCE, CALIFORNIA 94501
PH (916) 212-7844
FAX (916) 212-8272

JCCA #17038-1

| No. | Date | Description |
|-----|----------|-----------------------|
| - | 11/01/21 | FINAL DRAWINGS V1 |
| PH1 | 3/2/22 | FINAL DRAWINGS V2 |
| PH2 | 5/12/22 | FINAL DRAWINGS V1 |
| R1 | 6/3/22 | FINAL DRWGS - PH1 & 2 |

Project
**DSH-METROPOLITAN
SNF BLDG
RE-ROOF LEAK
DAMAGE REPAIR
PROJECT**

11401 Bloomfield Ave.
Norwalk, CA. 90650
Los Angeles County

DGS PROJECT # DGS00000142412C
SFM FAC #19-19-43-0002

| Supervisor | Designed | Drawn | Checked |
|------------|----------|-------|---------|
| MJK | | V.L. | MJK |


File Date: _____ Vault File Number: _____

Sheet Title
**UNIT A SNF - EXISTING
CONDITIONS
PHOTOGRAPHS**

| DSA Building Number | Work Order |
|---------------------|------------|
| --- | --- |

| Reference North | Sheet Scale |
|-----------------|---------------|
| | AS SHOWN |
| | Sheet Number |
| | A1.8.1 |

S:\PROJECTS\19-19-43-0002\19-19-43-0002-11.dwg
S:\PROJECTS\19-19-43-0002\19-19-43-0002-11.dwg




36



37



38



39



40



41



42



43



44

DSA STAMP


State of California
 Department of General Services
 Real Estate Services Division



Project Management Branch
 707 Third Street, Suite 3-305
 Sacramento, California 95605
 Project Director:
 (916) 443-8848 (Phone)
 (916) 376-1677 (Fax)
 www.dgs.ca.gov

Approval of this plan does not authorize or
 approve any construction or deviation from
 its specifications. Final approval is subject
 to field inspection. One set of approved plans
 shall be available on the project site at all times.

JUN 13 2022

OFFICE OF THE STATE FIRE MARSHAL
 APPROVED FIRE AND MARSHAL ONLY
 Reviewed by: 
 Jason Chavez, DSFM III



JCCA J.C. CHANG & ASSOCIATES, INC.
 ENGINEERS • ARCHITECTS • PLANNERS
 255 VAN NESS AVENUE, SUITE 208 PH (310) 212-7444
 TORRANCE, CALIFORNIA 90501 FAX (310) 212-8272

JCCA #17038-1

Issue: 18-S-1084-C-PI

| No. | Date | Description |
|-----|----------|-----------------------|
| - | 11/01/21 | FINAL DRAWINGS V1 |
| PH1 | 3/2/22 | FINAL DRAWINGS V2 |
| PH2 | 5/12/22 | FINAL DRAWINGS V1 |
| R1 | 6/3/22 | FINAL DRWGS - PH1 & 2 |

Project
**DSH-METROPOLITAN
 SNF BLDG
 RE-ROOF LEAK
 DAMAGE REPAIR
 PROJECT**

11401 Bloomfield Ave.
 Norwalk, CA. 90650
 Los Angeles County

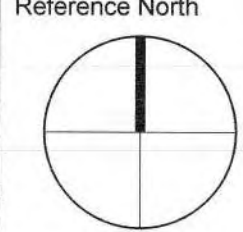
DGS PROJECT # DGS00000142412C
 SFM FAC #19-19-43-0002

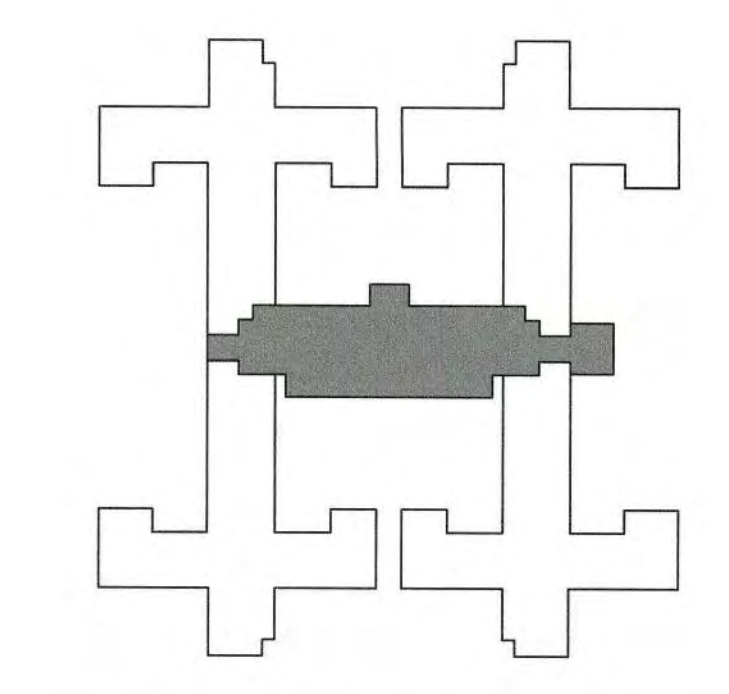
| Supervisor | Designed | Drawn | Checked |
|------------|----------|-------|---------|
| MJK | | V.L. | MJK |

| File Date | Vault File Number |
|-----------|-------------------|
| - | - |

Sheet Title
**UNIT A SNF - EXISTING
 CONDITIONS
 PHOTOGRAPHS**

| DSA Building Number | Work Order |
|---------------------|------------|
| --- | --- |

| Reference North | Sheet Scale |
|---|---------------|
|  | AS SHOWN |
| | Sheet Number |
| | A1.8.2 |




S.N.F. BUILDING KEYPLAN

\\DGS\ENR\18-S-1084-C-PI\18-S-1084-C-PI-18-S-1084-C-PI-18-S-1084-C-PI.dwg



1



2




3



4



5



6



7



8




9



10



11



12



13



14



15



16



17



18



19




20



21



22




23



24



25



26




27




28




29




30



31



32



33



34



35

DSA STAMP

State of California
Department of General Services
Real Estate Services Division

DGS

Project Management Branch
707 Third Street, Suite 3-305
Sacramento, California 95605
Project Director:
(916) 443-9848 (Phone)
(916) 376-1677 (Fax)
www.dgs.ca.gov

Approval of this plan does not constitute or authorize any approval or deviation from applicable regulations. Final approval is subject to field inspection. One set of approved plans shall be available on the project site at all times.

JUN 13 2022

OFFICE OF THE STATE FIRE MARSHAL
APPROVED FIRE AND EARTHQUAKE ONLY
Reviewed by: Jason Chavez, DSFM III



JCCA J.C. CHANG & ASSOCIATES, INC.
ENGINEERS • ARCHITECTS • PLANNERS
355 VAN NESS AVENUE, SUITE 208 PH (310) 212-7644
TORRANCE, CALIFORNIA 90501 FAX (310) 212-8272

JCCA #17038-1

Issue: 18-S-1084-C-PI

| No. | Date | Description |
|-----|----------|-----------------------|
| - | 11/01/21 | FINAL DRAWINGS V1 |
| PH1 | 3/2/22 | FINAL DRAWINGS V2 |
| PH2 | 5/12/22 | FINAL DRAWINGS V1 |
| R1 | 6/3/22 | FINAL DRWGS - PH1 & 2 |

Project
**DSH-METROPOLITAN
SNF BLDG
RE-ROOF LEAK
DAMAGE REPAIR
PROJECT**

11401 Bloomfield Ave.
Norwalk, CA. 90650
Los Angeles County

DGS PROJECT # DGS00000142412C
SFM FAC #19-19-43-0002

| Supervisor | Designed | Drawn | Checked |
|------------|----------|-------|---------|
| MJK | V.L. | MJK | |

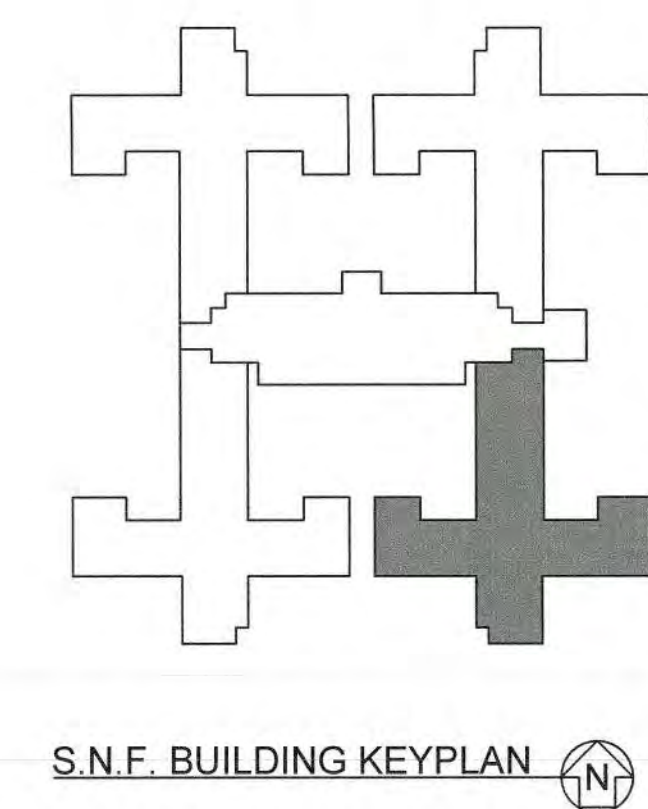
File Date: _____ Vault File Number: _____

Sheet Title
**UNIT 419 - EXISTING
CONDITIONS
PHOTOGRAPHS**


| DSA Building Number | Work Order |
|---------------------|------------|
| --- | --- |

| Reference North | Sheet Scale |
|-----------------|-------------|
| | AS SHOWN |

Sheet Number
A19.1




DATE/TIME: 02 Jun 2022, 11:23AM
FILE: P:\17038-1\Floor Leak Repair_SNF_DS-Metro-CAD\110381A1_S1.dwg



36



37



38



39



40




41



42



43



44



45



46



47

DSA STAMP


State of California
Department of General Services
Real Estate Services Division



Project Management Branch
707 Third Street, Suite 3-305
Sacramento, California 95605
Project Director:
(916) 443-9848 (Phone)
(916) 376-1677 (Fax)
www.dgs.ca.gov

Approval of this plan does not authorize or approve any alteration or deviation from applicable regulations. Final approval is subject to field inspection. One set of approved plans shall be available on the project site at all times.

JUN 13 2022

OFFICE OF THE STATE FIRE MARSHAL
APPROVED FOR PERMITS ONLY
Reviewed by: 
Jason Chavez-SFM III



JCCA J.C. CHANG & ASSOCIATES, INC.
ENGINEERS • ARCHITECTS • PLANNERS
385 VAN NESS AVENUE, SUITE 208 PM (916) 212-7644
TORRANCE, CALIFORNIA 90503 FAX (916) 212-8272

JCCA #17038-1

Issue: 18-S-1084-C-PI

| No. | Date | Description |
|-----|----------|-----------------------|
| - | 11/01/21 | FINAL DRAWINGS V1 |
| PH1 | 3/2/22 | FINAL DRAWINGS V2 |
| PH2 | 5/12/22 | FINAL DRAWINGS V1 |
| R1 | 6/3/22 | FINAL DRWGS - PH1 & 2 |

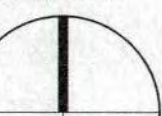
Project
**DSH-METROPOLITAN
SNF BLDG
RE-ROOF LEAK
DAMAGE REPAIR
PROJECT**
11401 Bloomfield Ave.
Norwalk, CA. 90650
Los Angeles County
DGS PROJECT # DGS00000142412C
SFM FAC #19-19-43-0002

| Supervisor | Designed | Drawn | Checked |
|------------|----------|-------|---------|
| MJK | | V.L. | MJK |


File Date: - Vault File Number: -

Sheet Title
**UNIT 419 - EXISTING
CONDITIONS
PHOTOGRAPHS**

| DSA Building Number | Work Order |
|---------------------|------------|
| - | - |

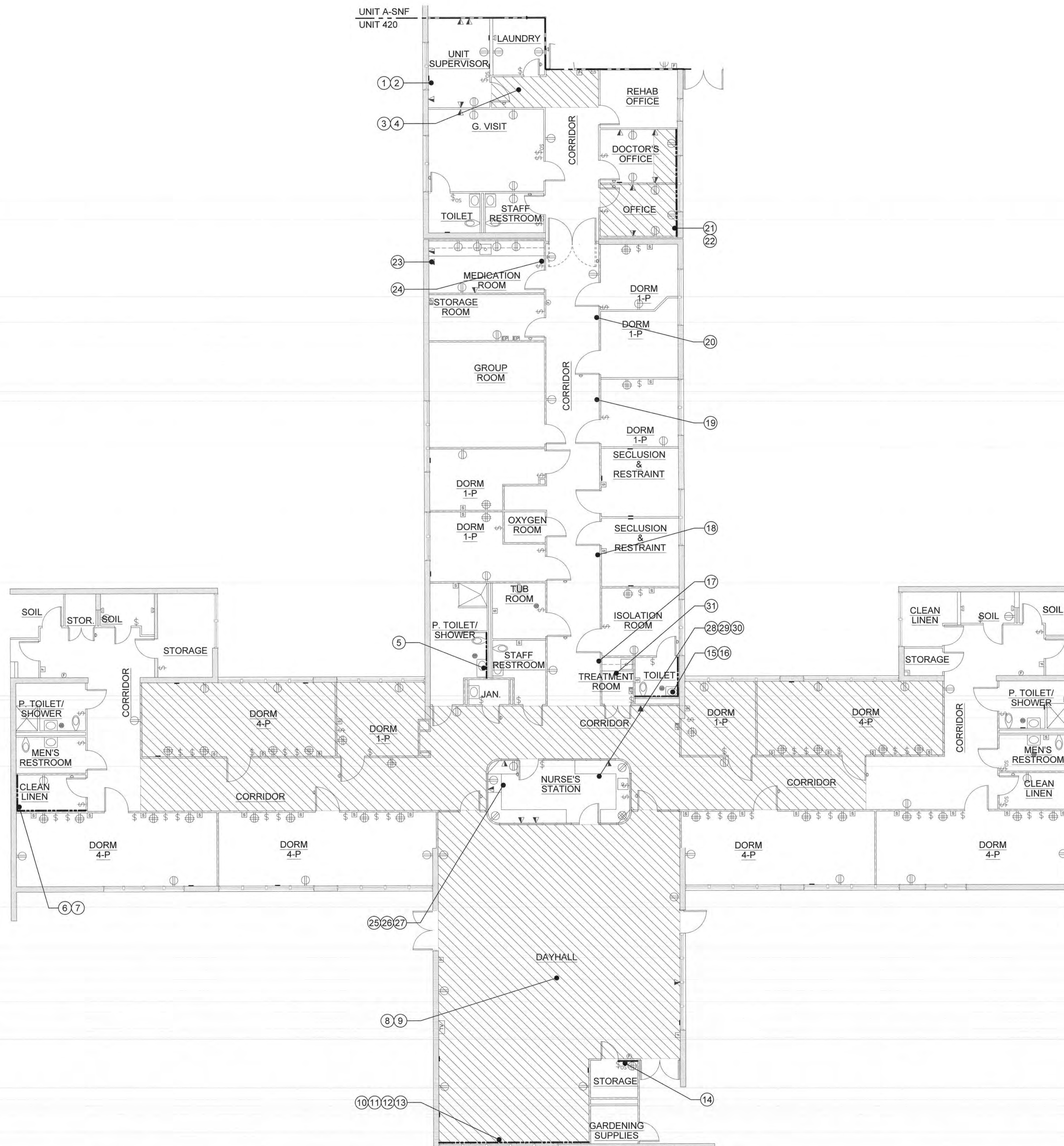
| Reference North | Sheet Scale |
|---|-------------|
|  | AS SHOWN |

Sheet Number
A1.9.2



S.N.F. BUILDING KEYPLAN

DATE TIME: 03 Jun 2022 11:24 AM
FILE: P:\191943\191943-43-0002\Repair_SNF_DSH-MetroCAD\170381A1.9.2.dwg



UNIT 420 - EXISTING CONDITIONS PHOTOGRAPH PLAN


SCALE: 0 4 8 FEET 16

1/8" = 1'-0"



NOTES:

SEE NOTES AND LEGENDS ON SHEET A6.1 FOR INFORMATION.



S.N.F. BUILDING KEYPLAN

DSA STAMP

State of California
Department of General Services
Real Estate Services Division

DGS

Project Management Branch
707 Third Street, Suite 3-305
Sacramento, California 95605
Project Director:
(916) 443-9848 (Phone)
(916) 376-1677 (Fax)
www.dgs.ca.gov

Approval of this plan does not authorize or approve any omission or deviation from applicable regulations. Final approval is subject to field inspection. One set of approved plans shall be available on the project site at all times.

JUN 13 2022

OFFICE OF THE STATE FIRE MARSHAL
APPROVED FIRE AND LIFE SAFETY ONLY
Reviewed by: Jason Chavez, DFM III



JCCA J.C. CHANG & ASSOCIATES, INC.
ENGINEERS • ARCHITECTS • PLANNERS
355 VAN NESS AVENUE, SUITE 208 PH (915) 212-7644
TORRANCE, CALIFORNIA 90501 FAX (915) 212-8272

JCCA #17038-1

| No. | Date | Description |
|-----|----------|-----------------------|
| - | 11/01/21 | FINAL DRAWINGS V1 |
| PH1 | 3/2/22 | FINAL DRAWINGS V2 |
| PH2 | 5/12/22 | FINAL DRAWINGS V1 |
| R1 | 6/3/22 | FINAL DRWGS - PH1 & 2 |

Project
DSH-METROPOLITAN SNF BLDG RE-ROOF LEAK DAMAGE REPAIR PROJECT
11401 Bloomfield Ave.
Norwalk, CA. 90650
Los Angeles County

DGS PROJECT # DGS00000142412C
SFM FAC #19-19-43-0002

| Supervisor | Designed | Drawn | Checked |
|------------|----------|-------|---------|
| MJK | V.L. | MJK | MJK |

Sheet Title
UNIT 420 - EXISTING CONDITIONS PHOTOGRAPH PLAN

DSA Building Number
Work Order

Reference North
Sheet Scale
AS SHOWN
Sheet Number

A1.10



1




2




3




4



5



6



7



8



9



10



11



12



13



14



15



16




17



18




19




20



21



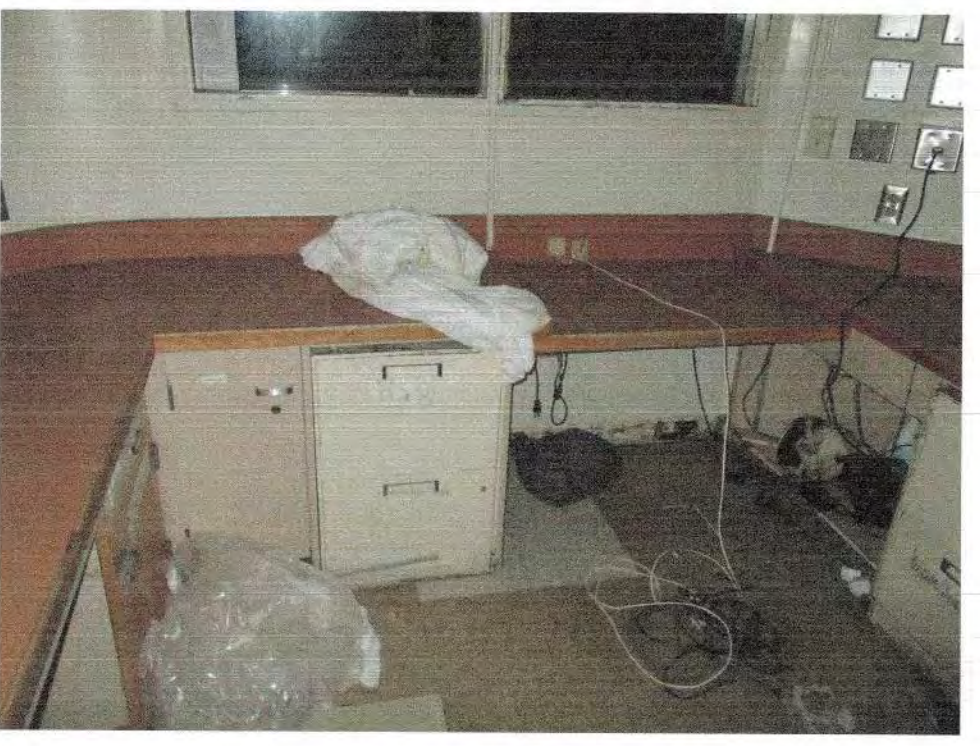
22




23



24



25



26



27




28



29



30



31

DSA STAMP

State of California
Department of General Services
Real Estate Services Division

DGS

Project Management Branch
707 Third Street, Suite 3-305
Sacramento, California 95805
Project Director:
(916) 443-8848 (Phone)
(916) 376-1677 (Fax)
www.dgs.ca.gov

Approval of this plan does not authorize or
approve any omission or deviation from
applicable regulations. Final approval is subject
to field inspection. One set of approved plans
shall be available on the project site at all times.

JUN 13 2022

OFFICE OF THE STATE FIRE MARSHAL
APPROVED FOR RECORDING ONLY
Reviewed by: 
Jason Chavez, DSPM III



JCCA J.C. CHANG & ASSOCIATES, INC.
ENGINEERS • ARCHITECTS • PLANNERS
365 VAN NESS AVENUE, SUITE 208 PH (916) 212-7644
FOURBASS, CALIFORNIA 95021 FAX (916) 212-5271

JCCA #17038-1

Issue: 18-S-1094-C-PI

| No. | Date | Description |
|-----|----------|-----------------------|
| - | 11/01/21 | FINAL DRAWINGS V1 |
| PH1 | 3/2/22 | FINAL DRAWINGS V2 |
| PH2 | 5/12/22 | FINAL DRAWINGS V1 |
| R1 | 6/3/22 | FINAL DRWGS - PH1 & 2 |

Project
**DSH-METROPOLITAN
SNF BLDG
RE-ROOF LEAK
DAMAGE REPAIR
PROJECT**

11401 Bloomfield Ave.
Norwalk, CA. 90650
Los Angeles County


DGS PROJECT # DGS00000142412C
SFM FAC #19-19-43-0002

| Supervisor | Designed | Drawn | Checked |
|------------|----------|-------|---------|
| MJK | V.L. | V.L. | MJK |

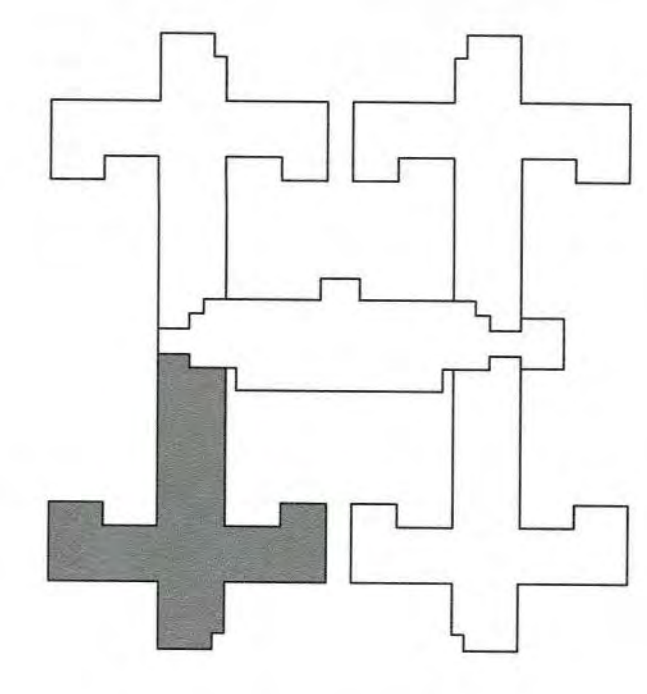
File Date: - Vault File Number: -

Sheet Title
**UNIT 420 - EXISTING
CONDITIONS
PHOTOGRAPHS**

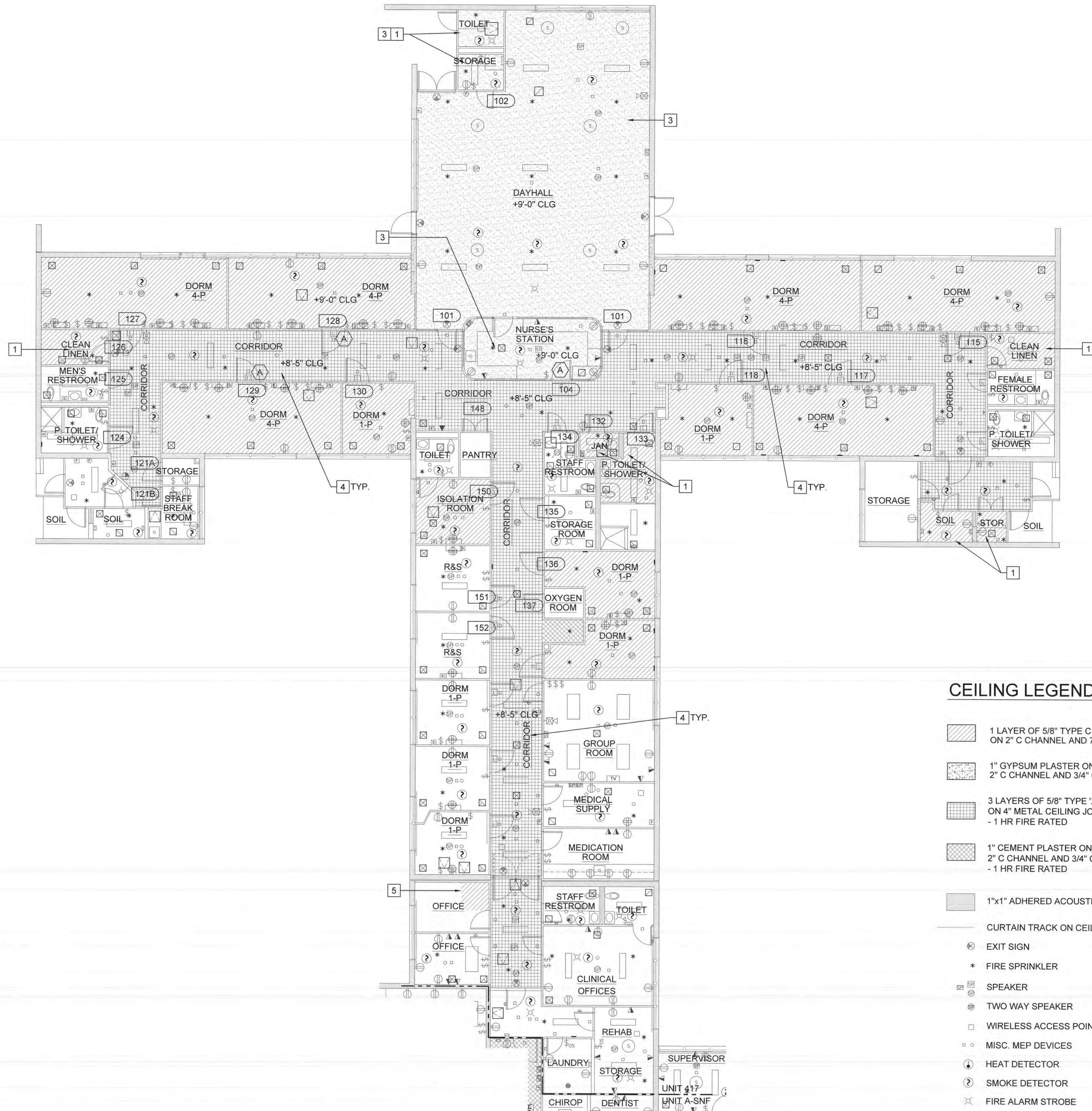
DSA Building Number: - Work Order: -

Reference North:  Sheet Scale: AS SHOWN

Sheet Number
A1.10.1



DATE/TIME: 02 Jun 2022 11:24AM
S:\FILE: P\17038-1\Floor Leak Ceiling Repair_SNF_DSH-Metro\CA\17038-1_A1_10.1.dwg



NEW WORK KEYNOTES:

- (E) - EXISTING
(N) - NEW
- 1 PAINT CEILING FINISH. PROVIDE PRIMER SUITABLE FOR SUBSTRATE AND MIN. 3 COATS OF PAINT. VOC CONTENT SHALL BE ZERO OR NO MORE THAN 50 G/L. COLOR SELECTED BY FACILITY MANAGER FROM THE MANUFACTURER'S FULL SELECTION.
 - 2 NOT USED.
 - 3 REMOVE WATER DAMAGED METAL LATH. (E) CEILING SUPPORT TO REMAIN AND PROTECT. PROVIDE PLASTER TO MATCH (E) MATERIAL AND THICKNESS. (283 A3.2)
 - 4 PROVIDE FIRESTOP SEALANT TO ALL PENETRATION. (HILTI CP 606, FS-ONE MAX, OR UL CERTIFIED APPROVED EQUAL)
 - 5 SCREW (N) DRYWALL TO CHANNELS ALL SIDES. PROVIDE FRAMING UNDERNEATH IF NEEDED. SEAL JOINTS WITH COMPOUND AND REINFORCED TAPE. LEVEL 5 FOR EXPOSED FINISH. LEVEL 4 OR 3 FOR ACOUSTIC TILE CEILING. (485 A3.2)

CEILING LEGEND:

- 1 LAYER OF 5/8" TYPE C GYPSUM BOARD ON 2" C CHANNEL AND 7/8" HAT CHANNEL (485 A3.2)
- 1" GYPSUM PLASTER ON METAL LATH ON 4" METAL CEILING JOIST 2" C CHANNEL AND 3/4" C CHANNEL (283 A3.2)
- 3 LAYERS OF 5/8" TYPE 'X' GYPSUM BOARD ON 4" METAL CEILING JOIST - 1 HR FIRE RATED (3A A3.1, 3B A3.1)
- 1" CEMENT PLASTER ON METAL LATH 2" C CHANNEL AND 3/4" C CHANNEL - 1 HR FIRE RATED (283 A3.2)
- 1"x1" ADHERED ACOUSTIC TILES ON CEILING
- CURTAIN TRACK ON CEILING
- EXIT SIGN
- FIRE SPRINKLER
- SPEAKER
- TWO WAY SPEAKER
- WIRELESS ACCESS POINTS
- MISC. MEP DEVICES
- HEAT DETECTOR
- SMOKE DETECTOR
- FIRE ALARM STROBE
- SECURITY STROBE
- FIRE ALARM CHIME STROBE WALL MOUNTED
- NOTIFICATION/CALL LIGHT
- ACCESS PANEL
- AIR TERMINALS (VARIOUS TYPES & SIZE)
- LIGHTING FIXTURES (VARIOUS TYPES & SIZE)


WALL LEGEND:

- 8" CONCRETE WALL (5 A3.1)
- 2-1/2" SOLID PLASTER WALL (4A A3.1, 4B A3.1)
- 4" PLASTER ON METAL STUD

DOOR LEGEND:

- SEE 6/A3.1 FOR DOOR TYPES
- DOOR TYPE

UNIT 417 - CEILING FINISH PLAN
SCALE: 0 4 8 FEET 16
1/8" = 1'-0"



State of California
Department of General Services
Real Estate Services Division

DGS

Project Management Branch
707 Third Street, Suite 3-305
Sacramento, California 95605
Project Director:
916) 443-9848 (Phone)
916) 376-1677 (Fax)
www.dgs.ca.gov

Approval of this plan does not authorize or approve any portion of or approval from any applicable regulations. Final approval is subject to field inspection. One set of approved plans shall be available on the project site at all times.

JUN 13 2022

OFFICE OF THE STATE FIRE MARSHAL
APPROVED FIRE AND DYNAMIC ONLY
Reviewed by: Jason Chavez, DCFM III



JCCA J.C. CHANG & ASSOCIATES, INC.
ENGINEERS • ARCHITECTS • PLANNERS
255 VAN NESS AVENUE, SUITE 206 PH 916) 212-7644
TORRANCE, CALIFORNIA 90501 FAX (916) 212-9272

JCCA #17038-1

Issue: 18-S-1084-C-PI

| No. | Date | Description |
|-----|----------|-----------------------|
| - | 11/01/21 | FINAL DRAWINGS V1 |
| PH1 | 3/2/22 | FINAL DRAWINGS V2 |
| PH2 | 5/12/22 | FINAL DRAWINGS V1 |
| R1 | 6/3/22 | FINAL DRWGS - PH1 & 2 |

Project
DSH-METROPOLITAN SNF BLDG RE-ROOF LEAK DAMAGE REPAIR PROJECT

11401 Bloomfield Ave.
Norwalk, CA. 90650
Los Angeles County

DGS PROJECT # DGS00000142412C
SFM FAC #19-19-43-0002

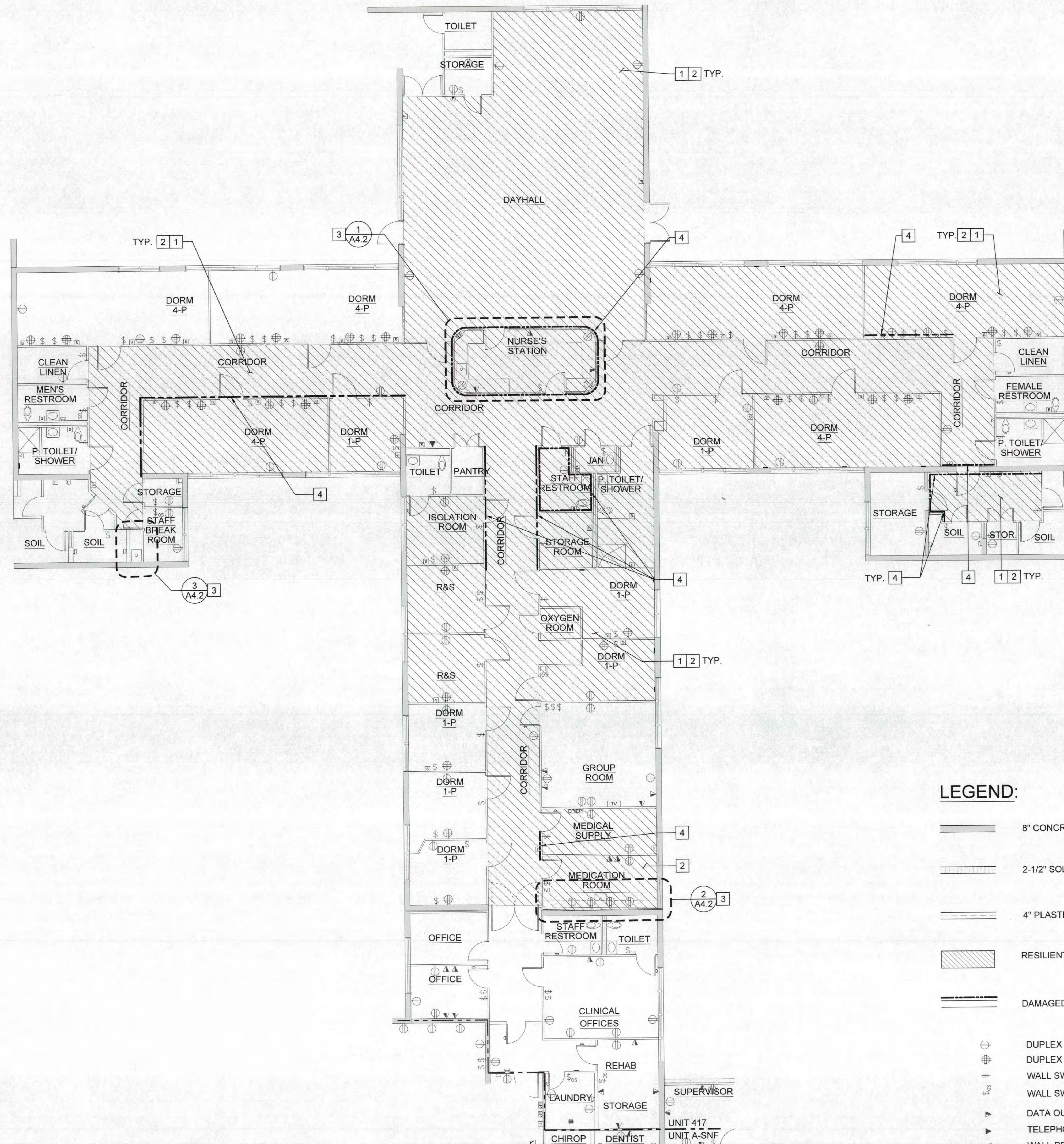
| Supervisor | Designed | Drawn | Checked |
|------------|----------|-------|---------|
| MJK | | V.L. | MJK |

File Date: _____ Vault File Number: _____

Sheet Title
UNIT 417 CEILING FINISH PLAN

| DSM Building Number | Work Order |
|---------------------|------------|
| --- | --- |

| Reference North | Sheet Scale |
|-----------------|---------------|
| | AS SHOWN |
| | Sheet Number |
| | A2.1.1 |



NEW WORK KEYNOTES:

- (E) - EXISTING
- (N) - NEW
- 1 PROVIDE VINYL COMPOSITION TILES. SEE FINISH SCHEDULE FOR COLOR AND MANUFACTURER. (A3.4)
- 2 PROVIDE MIN. 3 COATS OF PAINT WITH PROPER PRIMER FOR SUBSTRATE.
- 3 PROVIDE CASEWORK. SEE ELEVATION ON SHEET A4.2 FOR INFORMATION. SEE FINISH SCHEDULE FOR COLOR. (A4.2)
- 4 REPAIR WALL WITH SAME MATERIAL. INFORM PM AT DGS AND DSH IF WALL REQUIRED REPAIR MORE THAN FINISHES. SEE DETAILS 3A/A3.1, 4/A3.1, AND 5/A3.1 FOR FINISH AND WALL INFORMATION.


LEGEND:

- 8" CONCRETE WALL (A3.1)
- 2-1/2" SOLID PLASTER WALL (4A, 4B, A3.1)
- 4" PLASTER ON METAL STUD
- RESILIENT TILE FLOOR
- DAMAGED AREA ON WALL
- DUPLEX OUTLET
- DUPLEX DOUBLE OUTLET
- WALL SWITCH
- WALL SWITCH SENSOR
- DATA OUTLET
- TELEPHONE
- WALL PENETRATION
- FLOOR DRAIN
- SECURITY PULL BOX
- FIRE PULL BOX
- FIRE EXTINGUISHER
- DOOR STOP
- WALL GRAB BAR
- ELECTRICAL PANEL
- COVERED OUTLETS

FINISH SCHEDULE:

| ITEM | MANUFACTURER | PRODUCT | | COLOR |
|--------------|--------------|------------------------|------------|----------------|
| DOOR & FRAME | DUNN EDWARDS | ARISTOSHIELD 50 | SEMI-GLOSS | DESERT GRAY |
| FLOOR | ARMSTRONG | VINYL COMPOSITION TILE | SMOOTH | SANDRIFT WHITE |
| WALL | DUNN EDWARDS | SUPREMA | SEMI-GLOSS | NAVAJO WHITE |
| CEILING | DUNN EDWARDS | SUPREMA | SEMI-GLOSS | NAVAJO WHITE |
| PRIMER | DUNN EDWARDS | BLOCK-IT | | |
| CABINET | | PLASTIC-LAMINATE-CLAD | | OAK |

UNIT 417 - FINISH AND CASEWORK PLAN
 SCALE: 0 4 8 FEET 16
 1/8" = 1'-0"



State of California
 Department of General Services
 Real Estate Services Division
DGS
 Project Management Branch
 707 Third Street, Suite 3-305
 Sacramento, California 95805
 Project Director:
 (916) 443-9848 (Phone)
 (916) 376-1677 (Fax)
 www.dgs.ca.gov

Approval of this plan does not constitute or approve any omission or deviation from applicable regulations. Final approval is subject to field inspection. One set of approved plans shall be available on the project site at all times.
 JUN 13 2022
 OFFICE OF THE STATE FIRE MARSHAL
 APPROVED FOR FIRE MARSHAL ONLY
 Reviewed by: Jason Carter DSFM III



JCCA ASSOCIATES, INC.
 ENGINEERS • ARCHITECTS • PLANNERS
 385 VAN NESS AVENUE, SUITE 208
 TORRANCE, CALIFORNIA 90501
 PH (310) 212-7644
 FAX (310) 212-0273

JCCA #17038-1
 Issue: 18-S-1084-C-P1

| No. | Date | Description |
|-----|----------|-----------------------|
| - | 11/01/21 | FINAL DRAWINGS V1 |
| PH1 | 3/2/22 | FINAL DRAWINGS V2 |
| PH2 | 5/12/22 | FINAL DRAWINGS V1 |
| R1 | 6/3/22 | FINAL DRWGS - PH1 & 2 |

Project
**DSH-METROPOLITAN
 SNF BLDG
 RE-ROOF LEAK
 DAMAGE REPAIR
 PROJECT**
 11401 Bloomfield Ave.
 Norwalk, CA. 90650
 Los Angeles County

DGS PROJECT # DGS00000142412C
 SFM FAC #19-19-43-0002

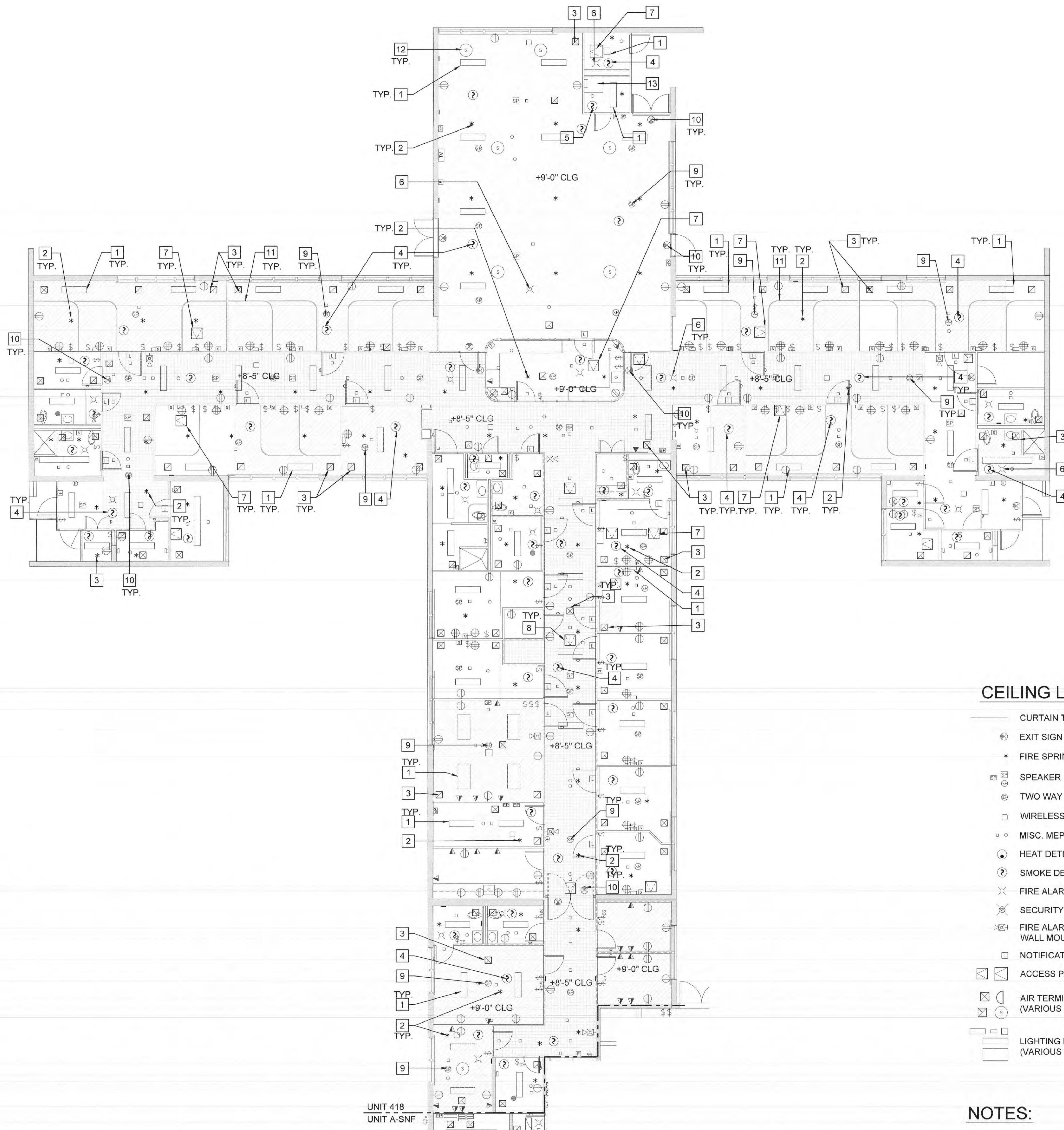
| Supervisor | Designed | Drawn | Checked |
|------------|----------|-------|---------|
| MJK | | V.L. | MJK |

File Date: _____ Vault File Number: _____

Sheet Title
**UNIT 417
 FINISH AND
 CASEWORK PLAN**

| Reference North | Sheet Scale |
|-----------------|---------------|
| | AS SHOWN |
| | Sheet Number |
| | A2.1.2 |

DATE/TIME: 02 Jul 2022, 11:24AM
 FILE: P:\17038-1\Floor Leak Ceiling Repair - SNF - DSH-MetroCAD\17038-1A2-1.rvt



UNIT 418 - CEILING PLAN
 SCALE: 0 4 8 FEET 16
 1/8" = 1'-0"

NEW WORK KEYNOTES:

- (E) - EXISTING
(N) - NEW
- 1 CEILING MOUNTED LIGHT FIXTURE (N.I.C.) - (E) CONDUIT AND TERMINATION AT CEILING FINISH TO REMAIN FOR FUTURE LIGHT FIXTURE INSTALLATION. EXTEND CONDUIT WHEN THICKNESS OF CEILING FINISH CHANGED. (3) (5&7) (A3.3) (A3.3)
- 2 (E) FIRE SPRINKLER HEAD - LOWER F.S. HEAD WHEN THICKNESS OF CEILING FINISH CHANGED. REUSE (E) BRACKET TO ATTACH. PROVIDE THE MANUFACTURER'S APPROVED BRACKET WITH FURRING CHANNEL TO (E) CEILING FRAMING. (11) (A3.3) (6&8) (A3.3)
- 3 (E) AIR SUPPLY & RETURN GRILLE - REMOVE AND REINSTALL. (A3.3)
- 4 (E) CEILING MOUNTED SMOKE DETECTOR. REINSTALL AFTER CONSTRUCTION IS FINISHED.
- 5 (E) CEILING MOUNTED HEAT DETECTOR. REINSTALL AFTER CONSTRUCTION IS FINISHED.
- 6 (E) CEILING MOUNTED FIRE ALARM WITH COVER
- 7 PROVIDE 1 HR FIRE-RATED CEILING MOUNTED ACCESS DOOR & EXTENSION FRAME AT (E) SUPPORT FRAMING. (10) (A3.3)
- 8 NOT USED.
- 9 (E) RECESSED CEILING MOUNT SPEAKER. PROVIDE FIRE RATED HOUSING OR COVER.
- 10 (E) CEILING MOUNT EXIT SIGN - REMOVE AND REINSTALL. EXTEND CONDUIT WHEN THICKNESS OF CEILING FINISH CHANGED.
- 11 (E) CURTAIN TRACK - REMOVE AND REINSTALL AT (E) SUPPORT
- 12 (E) GRILLE FOR EXHAUST FAN. REINSTALL AT (E) SUPPORT.
- 13 (E) ROOF HATCH TO REMAIN.

CEILING LEGEND:

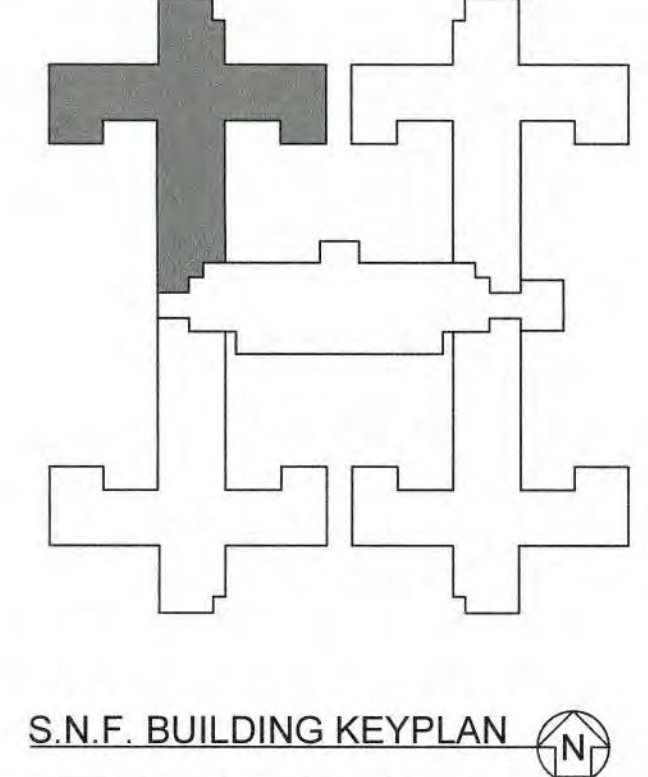
- CURTAIN TRACK ON CEILING
- ⊗ EXIT SIGN
- * FIRE SPRINKLER
- ⊕ SPEAKER
- ⊕ TWO WAY SPEAKER
- WIRELESS ACCESS POINTS
- ⊕ MISC. MEP DEVICES
- ⊕ HEAT DETECTOR
- ⊕ SMOKE DETECTOR
- ⊕ FIRE ALARM STROBE
- ⊕ SECURITY STROBE
- ⊕ FIRE ALARM CHIME STROBE WALL MOUNTED
- ⊕ NOTIFICATION/CALL LIGHT
- ⊕ ACCESS PANEL
- ⊕ AIR TERMINALS (VARIOUS TYPES & SIZE)
- LIGHTING FIXTURES (VARIOUS TYPES & SIZE)

WALL LEGEND:

- 5 8" CONCRETE WALL (A3.1)
- 4A 2-1/2" SOLID PLASTER WALL (A3.1) (4B) (A3.1)
- 4" PLASTER ON METAL STUD

NOTES:

1. PROVIDE FIRESTOP ASSEMBLY AT NEW AND EXISTING PENETRATIONS.
2. PAINT CEILING ACROSS ENTIRE ROOM OR TO NATURAL BREAK POINT.
3. REINSTALL (E) CEILING ACCESS PANELS TO ORIGINAL LOCATION AT EXISTING FRAME. PROVIDE (N) FRAMING AT THE CORRIDOR.
4. ALL CEILING AND WALL-MOUNTED FIXTURES AND CONDUIT 12" FROM THE CEILING IN THE WORK AREA SHALL BE REMOVED, PROTECTED, AND REINSTALLED.
5. WHEN DISCONNECTION OF FIRE PROTECTION SYSTEM AND UTILITY SERVICE IS REQUIRED, INFORM DATE AND PERIOD TO FACILITY MANAGER AND PROJECT ARCHITECT IN ADVANCE.
6. FIELD VERIFY ALL UTILITY AND FIRE PROTECTION SYSTEMS ARE WORKING PROPERLY BEFORE BEGINNING OF PROJECT. NOTIFY THE FACILITY MANAGER AND PROJECT ARCHITECT IF ANY SYSTEM DOES NOT FUNCTION.



DSA STAMP

State of California
 Department of General Services
 Real Estate Services Division
DGS
Project Management Branch
 707 Third Street, Suite 3-305
 Sacramento, California 95605
 Project Director:
 (916) 443-9848 (Phone)
 (916) 376-1677 (Fax)
 www.dgs.ca.gov

Approval of this plan does not authorize or approve any change or deviation from applicable regulations. Final approval is subject to field inspection. One set of approved plans shall be available on the project site at all times.
 JUN 13 2022
 OFFICE OF THE STATE FIRE MARSHAL
 APPROVED FIRE AND PANIC ONLY
 Reviewed by: [Signature]
 Jason Chavez, DSM III



JCCA J.C. CHANG & ASSOCIATES, INC.
 ENGINEERS • ARCHITECTS • PLANNERS
 285 VAN NESS AVENUE, SUITE 208 PH (916) 212-7044
 TORRANCE, CALIFORNIA 90501 FAX (916) 212-8272

JCCA #17038-1
 Issue: 18-S-1084-C-PI

| No. | Date | Description |
|-----|----------|-----------------------|
| - | 11/01/21 | FINAL DRAWINGS V1 |
| PH1 | 3/2/22 | FINAL DRAWINGS V2 |
| PH2 | 5/12/22 | FINAL DRAWINGS V1 |
| R1 | 6/3/22 | FINAL DRWGS - PH1 & 2 |

Project
**DSH-METROPOLITAN
 SNF BLDG
 RE-ROOF LEAK
 DAMAGE REPAIR
 PROJECT**

11401 Bloomfield Ave.
 Norwalk, CA. 90650
 Los Angeles County
 DGS PROJECT # DGS00000142412C
 SFM FAC #19-19-43-0002

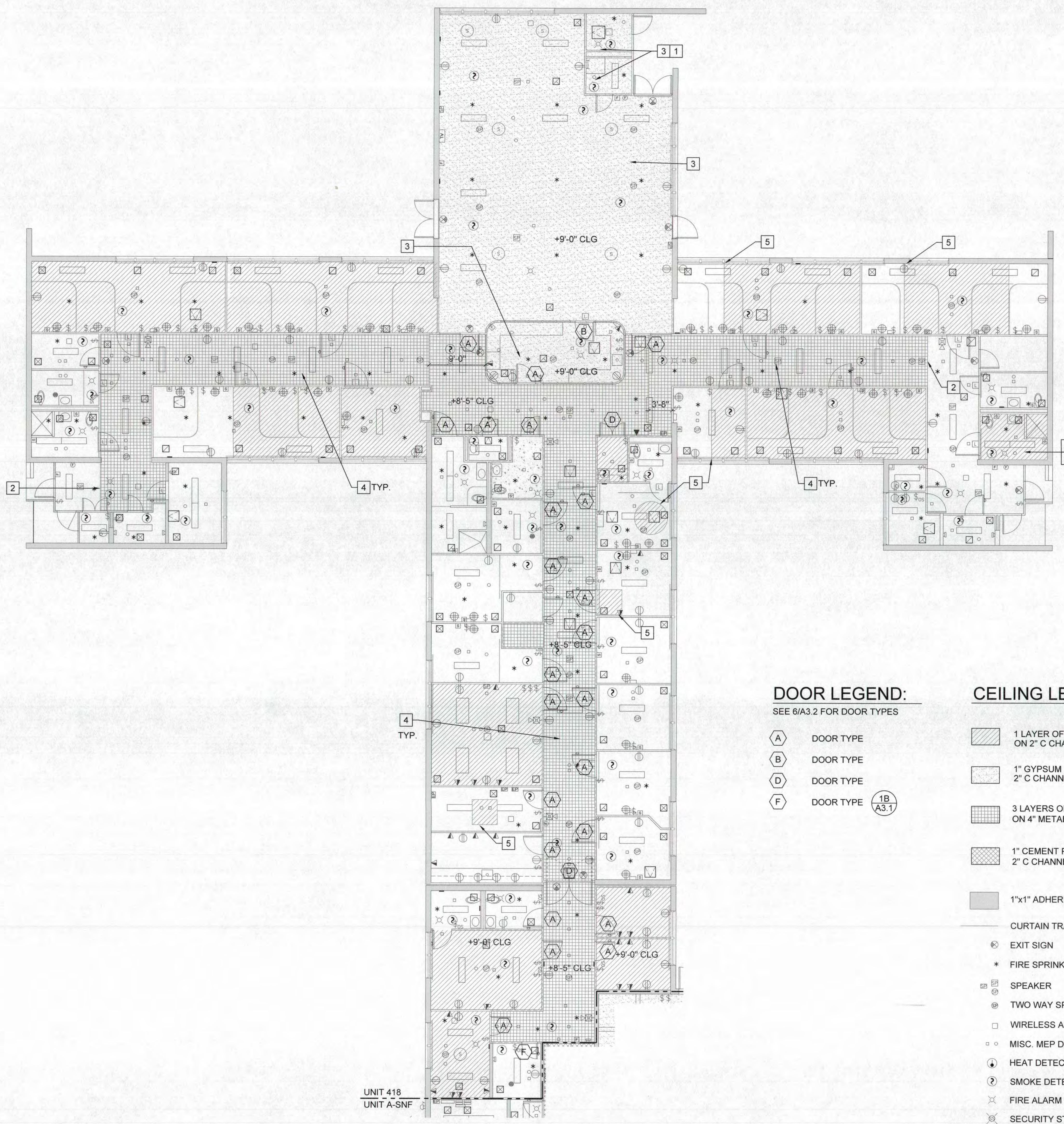
| Supervisor | Designed | Drawn | Checked |
|------------|----------|-------|---------|
| MJK | | V.L. | MJK |

File Date: _____ Vault File Number: _____
 Sheet Title
**UNIT 418
 CEILING PLAN**

| DSA Building Number | Work Order |
|---------------------|------------|
| - | - |

| Reference North | Sheet Scale |
|-----------------|--------------------------|
| | AS SHOWN Sheet Number |

A2.2



NEW WORK KEYNOTES:

- (E) - EXISTING
- (N) - NEW
- 1 PAINT CEILING FINISH. PROVIDE PRIMER SUITABLE FOR SUBSTRATE AND MIN. 3 COATS OF PAINT. VOC CONTENT SHALL BE ZERO OR NO MORE THAN 50 G/L. COLOR SELECTED BY FACILITY MANAGER FROM THE MANUFACTURER'S FULL SELECTION.
- 2 SOFFIT (9/A3.3)
- 3 REMOVE WATER DAMAGED METAL LATH. (E) CEILING SUPPORT TO REMAIN AND PROTECT. PROVIDE PLASTER TO MATCH (E) MATERIAL AND THICKNESS. (2&3/A3.2) *(SYSTEM PAINT IN FIELD CONDITION)*
- 4 PROVIDE FIRESTOP SEALANT TO ALL PENETRATION. (HILTI CP 606, FS-ONE MAX, OR UL CERTIFIED APPROVED EQUAL)
- 5 SCREW (N) DRYWALL TO CHANNELS ALL SIDES. PROVIDE FRAMING UNDERNEATH IF NEEDED. SEAL JOINTS WITH COMPOUND AND REINFORCED TAPE. LEVEL 5 FOR EXPOSED FINISH. LEVEL 4 OR 3 FOR ACOUSTIC TILE CEILING. (4&5/A3.2)

DOOR LEGEND:

- SEE 6/A3.2 FOR DOOR TYPES
- A DOOR TYPE
 - B DOOR TYPE
 - D DOOR TYPE
 - F DOOR TYPE (1B/A3.1)


CEILING LEGEND:

- 1 LAYER OF 5/8" TYPE C GYPSUM BOARD ON 2" C CHANNEL AND 7/8" HAT CHANNEL (4&5/A3.2)
- 1" GYPSUM PLASTER ON METAL LATH 2" C CHANNEL AND 3/4" C CHANNEL (2&3/A3.2)
- 3 LAYERS OF 5/8" TYPE 'X' GYPSUM BOARD ON 4" METAL CEILING JOIST (3A/A3.1, 3B/A3.1)
- 1" CEMENT PLASTER ON METAL LATH 2" C CHANNEL AND 3/4" C CHANNEL (2&3/A3.2)
- 1"x1" ADHERED ACOUSTIC TILES ON CEILING
- CURTAIN TRACK ON CEILING
- EXIT SIGN
- FIRE SPRINKLER
- SPEAKER
- TWO WAY SPEAKER
- WIRELESS ACCESS POINTS
- MISC. MEP DEVICES
- HEAT DETECTOR
- SMOKE DETECTOR
- FIRE ALARM STROBE
- SECURITY STROBE
- FIRE ALARM CHIME STROBE WALL MOUNTED
- NOTIFICATION/CALL LIGHT
- ACCESS PANEL
- AIR TERMINALS (VARIOUS TYPES & SIZE)
- LIGHTING FIXTURES (VARIOUS TYPES & SIZE)

WALL LEGEND:

- 8" CONCRETE WALL (5/A3.1)
- 2-1/2" SOLID PLASTER WALL (4A/A3.1, 4B/A3.1)
- 4" PLASTER ON METAL STUD

UNIT 418 - CEILING FINISH PLAN
 SCALE: 0 4 8 FEET 16
 1/8" = 1'-0"



DSA STAMP

State of California
 Department of General Services
 Real Estate Services Division
DGS
 Project Management Branch
 707 Third Street, Suite 3-305
 Sacramento, California, 95805
 Project Director:
 (916) 443-9848 (Phone)
 (916) 376-1677 (Fax)
 www.dgs.ca.gov

Approval of this plan does not authorize or approve any alteration or deviation from the conditions and specifications of the contract to field inspection. One set of approved plans shall be available on the project site at all times.
 JUN 13 2022
 OFFICE OF THE STATE FIRE MARSHAL
 APPROVED FIRE AND PANIC ONLY
 Reviewed by: Jason Chavez, DGF III



JCCA ASSOCIATES, INC.
 ENGINEERS • ARCHITECTS • PLANNERS
 388 VAN NESS AVENUE, SUITE 208
 TORRANCE, CALIFORNIA 90501
 PH (310) 212-7644
 FAX (310) 212-5272

JCCA #17038-1

| No. | Date | Description |
|-----|----------|-----------------------|
| - | 11/01/21 | FINAL DRAWINGS V1 |
| PH1 | 3/2/22 | FINAL DRAWINGS V2 |
| PH2 | 5/12/22 | FINAL DRAWINGS V1 |
| R1 | 6/3/22 | FINAL DRWGS - PH1 & 2 |

Project
**DSH-METROPOLITAN
 SNF BLDG
 RE-ROOF LEAK
 DAMAGE REPAIR
 PROJECT**
 11401 Bloomfield Ave.
 Norwalk, CA. 90650
 Los Angeles County

DGS PROJECT # DGS00000142412C
 SFM FAC #19-19-43-0002

| Supervisor | Designed | Drawn | Checked |
|------------|----------|-------|---------|
| MJK | | V.L. | MJK |

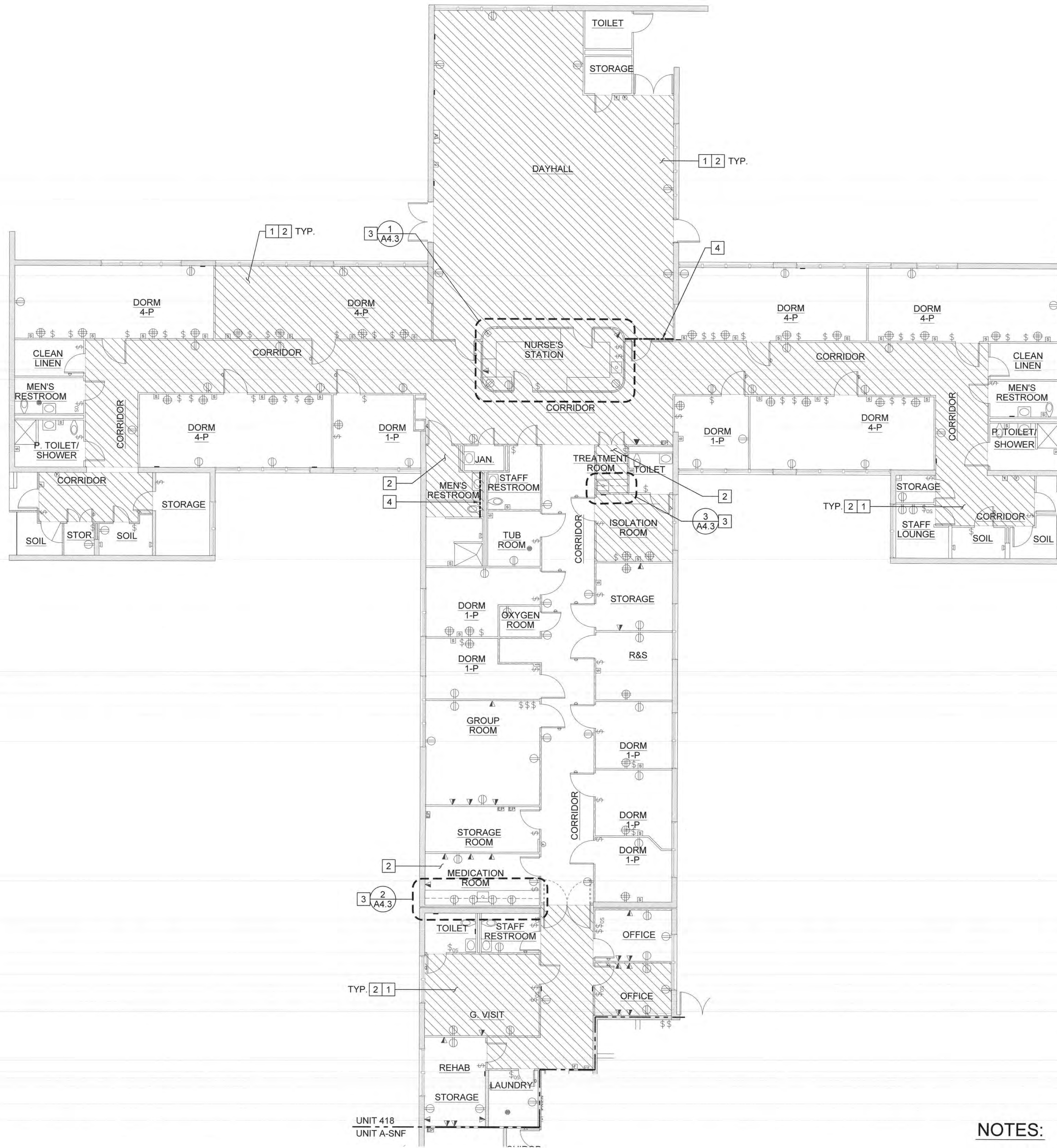
File Date: - Vault File Number: -

Sheet Title
**UNIT 418
 CEILING FINISH PLAN**

| DSA Building Number | Work Order |
|---------------------|------------|
| - | - |

Reference North

| Sheet Scale | Checked |
|--------------|---------|
| AS SHOWN | MJK |
| Sheet Number | A2.2.1 |



NEW WORK KEYNOTES:


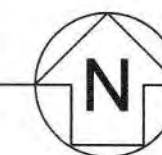
- (E) - EXISTING
(N) - NEW
- 1 PROVIDE VINYL COMPOSITION TILES. SEE FINISH SCHEDULE FOR COLOR AND MANUFACTURER. 3
A4.3
 - 2 PROVIDE MIN. 3 COATS OF PAINT WITH PROPER PRIMER FOR SUBSTRATE.
 - 3 PROVIDE CASEWORK. SEE ELEVATION ON SHEET A4.3 FOR INFORMATION. SEE FINISH SCHEDULE FOR COLOR. -
A4.3
 - 4 REPAIR WALL WITH SAME MATERIAL. INFORM PM AT DGS AND DSH IF WALL REQUIRED REPAIR MORE THAN FINISHES. SEE DETAILS 3A/A3.1, 4/A3.1, AND 5/A3.1 FOR FINISH AND WALL INFORMATION.

NOTES:

1. SEE FINISH SCHEDULE AND LEGEND ON SHEET A2.1.2.

UNIT 418 - FINISH AND CASEWORK PLAN

SCALE: 0 4 8 FEET 16
1/8" = 1'-0"



S.N.F. BUILDING KEYPLAN

DSA STAMP

State of California
Department of General Services
Real Estate Services Division



Project Management Branch
707 Third Street, Suite 3-305
Sacramento, California 95605
Project Director:
(916) 443-9848 (Phone)
(916) 376-1677 (Fax)
www.dgs.ca.gov

Approval of this plan does not authorize or approve any extension or deviation from applicable regulations. Final approval is subject to final inspection. One set of approved plans shall be available on the project site at all times.

JUN 13 2022

OFFICE OF THE STATE FIRE MARSHAL
APPROVED FIRE AND PANIC ONLY
Reviewed by: Jason Chavez, DSHM III



JCCA J.C. CHANG & ASSOCIATES, INC.
ENGINEERS • ARCHITECTS • PLANNERS
255 WILSON AVENUE, SUITE 208 PH (916) 212-2644
TORRANCE, CALIFORNIA 90501 FAX (916) 212-8272

JCCA #17038-1

Issue: 18-S-1084-C-PI

| No. | Date | Description |
|-----|----------|-----------------------|
| - | 11/01/21 | FINAL DRAWINGS V1 |
| PH1 | 3/2/22 | FINAL DRAWINGS V2 |
| PH2 | 5/12/22 | FINAL DRAWINGS V1 |
| R1 | 6/3/22 | FINAL DRWGS - PH1 & 2 |

Project
DSH-METROPOLITAN SNF BLDG RE-ROOF LEAK DAMAGE REPAIR PROJECT

11401 Bloomfield Ave.
Norwalk, CA, 90650
Los Angeles County

DGS PROJECT # DGS00000142412C
SFM FAC #19-19-43-0002

| Supervisor | Designed | Drawn | Checked |
|------------|----------|-------|---------|
| MJK | | V.L. | MJK |

File Date: Vault File Number: -

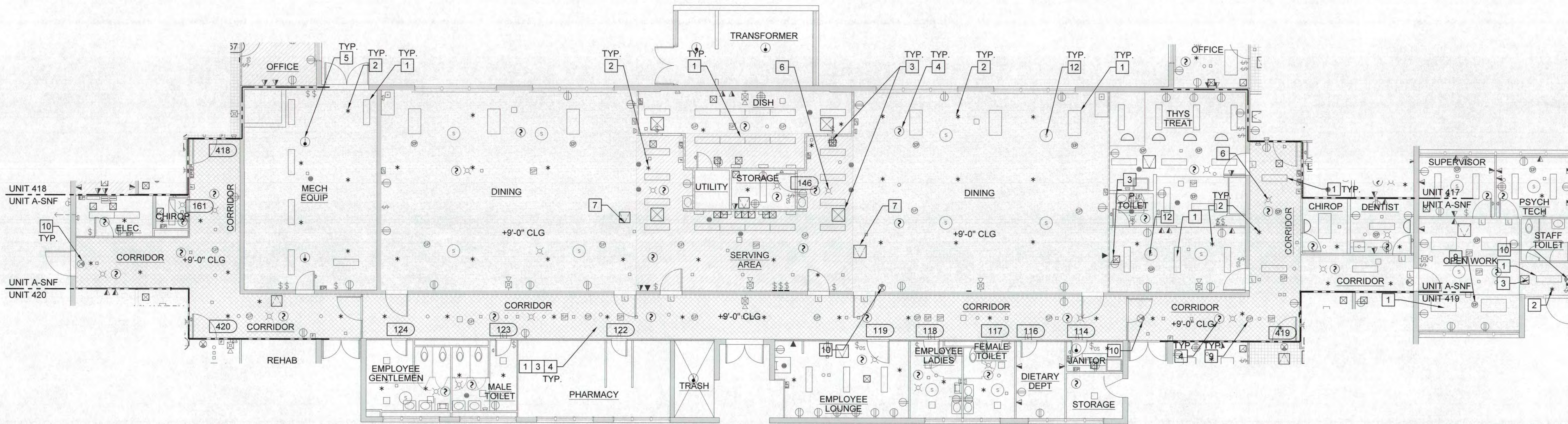
Sheet Title
UNIT 418 FINISH AND CASEWORK PLAN

DSA Building Number: Work Order: -

Reference North: Sheet Scale: AS SHOWN

Sheet Number: A2.2.2

Phase 1&2 CEILING REPAIR



UNIT A SNF - CEILING PLAN

SCALE: 0 4 8 FEET 16
1/8" = 1'-0"



CEILING LEGEND:

- CURTAIN TRACK ON CEILING
- ⊙ EXIT SIGN
- * FIRE SPRINKLER
- ⊞ SPEAKER
- ⊞ TWO WAY SPEAKER
- WIRELESS ACCESS POINTS
- MISC. MEP DEVICES
- ⊙ HEAT DETECTOR
- ⊙ SMOKE DETECTOR
- ⊙ FIRE ALARM STROBE
- ⊙ SECURITY STROBE
- ⊙ FIRE ALARM CHIME STROBE WALL MOUNTED
- ⊙ NOTIFICATION/CALL LIGHT
- ⊙ ACCESS PANEL
- ⊙ AIR TERMINALS (VARIOUS TYPES & SIZE)
- LIGHTING FIXTURES (VARIOUS TYPES & SIZE)

WALL LEGEND:


- 8" CONCRETE WALL (5) (A3.1)
- 2-1/2" SOLID PLASTER WALL (4A) (A3.1) (4B) (A3.1)
- 4" PLASTER ON METAL STUD

NEW WORK KEYNOTES:

- (E) - EXISTING
- (N) - NEW
- 1 CEILING MOUNTED LIGHT FIXTURE (N.I.C.) - (E) CONDUIT AND TERMINATION AT CEILING FINISH TO REMAIN FOR FUTURE LIGHT FIXTURE INSTALLATION. EXTEND CONDUIT WHEN THICKNESS OF CEILING FINISH CHANGED. (3) (A3.3) (6&7) (A3.3)
- 2 (E) FIRE SPRINKLER HEAD - LOWER F.S. HEAD WHEN THICKNESS OF CEILING FINISH CHANGED. REUSE (E) BRACKET TO ATTACH. PROVIDE THE MANUFACTURER'S APPROVED BRACKET WITH FURRING CHANNEL TO (E) CEILING FRAMING. (11) (A3.3)
- 3 (E) AIR SUPPLY & RETURN GRILLE - REMOVE AND REINSTALL (6&8) (A3.3)
- 4 (E) CEILING MOUNTED SMOKE DETECTOR. REINSTALL AFTER CONSTRUCTION IS FINISHED.
- 5 (E) CEILING MOUNTED HEAT DETECTOR. REINSTALL AFTER CONSTRUCTION IS FINISHED.
- 6 (E) CEILING MOUNTED FIRE ALARM WITH COVER
- 7 PROVIDE 1 HR FIRE-RATED CEILING MOUNTED ACCESS DOOR & EXTENSION FRAME AT (E) SUPPORT FRAMING. (10) (A3.3)
- 8 NOT USED.
- 9 (E) RECESSED CEILING MOUNT SPEAKER. PROVIDE FIRE RATED HOUSING OR COVER.
- 10 (E) CEILING MOUNT EXIT SIGN - REMOVE AND REINSTALL. EXTEND CONDUIT WHEN THICKNESS OF CEILING FINISH CHANGED.
- 11 (E) CURTAIN TRACK - REMOVE AND REINSTALL AT (E) SUPPORT
- 12 (E) GRILLE FOR EXHAUST FAN. REINSTALL AT (E) SUPPORT.

NOTES:

1. PROVIDE FIRESTOP ASSEMBLY AT NEW AND EXISTING PENETRATIONS.
2. PAINT CEILING ACROSS ENTIRE ROOM OR TO NATURAL BREAK POINT.
3. REINSTALL (E) CEILING ACCESS PANELS TO ORIGINAL LOCATION AT EXISTING FRAME. PROVIDE (N) FRAMING AT THE CORRIDOR.
4. ALL CEILING AND WALL-MOUNTED FIXTURES AND CONDUIT 12" FROM THE CEILING IN THE WORK AREA SHALL BE REMOVED, PROTECTED, AND REINSTALLED.
5. WHEN DISCONNECTION OF FIRE PROTECTION SYSTEM AND UTILITY SERVICE IS REQUIRED, INFORM DATE AND PERIOD TO FACILITY MANAGER AND PROJECT ARCHITECT IN ADVANCE.
6. FIELD VERIFY ALL UTILITY AND FIRE PROTECTION SYSTEMS ARE WORKING PROPERLY BEFORE BEGINNING OF PROJECT. NOTIFY THE FACILITY MANAGER AND PROJECT ARCHITECT IF ANY SYSTEM DOES NOT FUNCTION.



S.N.F. BUILDING KEYPLAN

DSA STAMP

State of California
Department of General Services
Real Estate Services Division
DGS
Project Management Branch
707 Third Street, Suite 3-305
Sacramento, California 95805
Project Director:
(916) 443-9848 (Phone)
(916) 376-1677 (Fax)
www.dgs.ca.gov

Approval of this plan does not authorize or approve any omission or deviation from applicable regulations. Final approval is subject to field inspection. One set of approved plans shall be available on the project site at all times.
JUN 13 2022
OFFICE OF THE STATE FIRE MARSHAL
APPROVED FIRE AND PLUMBING ONLY
Reviewed by:
Jason Chavez, DSPM III



JCCA ASSOCIATES, INC.
ENGINEERS • ARCHITECTS • PLANNERS
385 VAN NESS AVENUE, SUITE 208
TORRANCE, CALIFORNIA 90501
PH (310) 212-7644
FAX (310) 212-5272

JCCA #17038-1

| No. | Date | Description |
|-----|----------|-----------------------|
| - | 11/01/21 | FINAL DRAWINGS V1 |
| PH1 | 3/2/22 | FINAL DRAWINGS V2 |
| PH2 | 5/12/22 | FINAL DRAWINGS V1 |
| R1 | 6/3/22 | FINAL DRWGS - PH1 & 2 |

Project
DSH-METROPOLITAN SNF BLDG RE-ROOF LEAK DAMAGE REPAIR PROJECT
11401 Bloomfield Ave.
Norwalk, CA. 90650
Los Angeles County

DGS PROJECT # DGS00000142412C
SFM FAC #19-19-43-0002

| Supervisor | Designed | Drawn | Checked |
|------------|----------|-------|---------|
| MJK | | V.L. | MJK |

File Date: _____ Vault File Number: _____

Sheet Title
UNIT A SNF CEILING PLAN

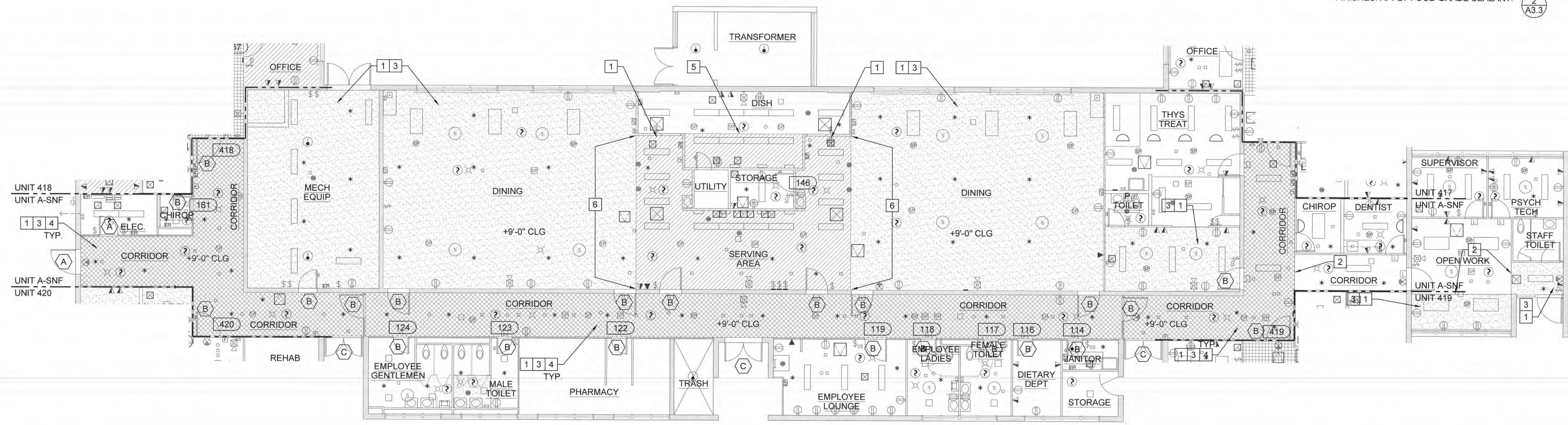
| DSA Building Number | Work Order |
|---------------------|------------|
| --- | --- |

| Reference North | Sheet Scale |
|-----------------|--------------|
| | AS SHOWN |
| | Sheet Number |
| | A2.3 |

D:\PROJECTS\2022\112500\112500.dwg
 FILE: P:\17038-1\17038-1.dwg
 Repair: SNF - DSH-Metropolitan
 17038-1A2.3.rvt

NEW WORK KEYNOTES:

- (E) - EXISTING
- (N) - NEW
- 1 PAINT CEILING FINISH. PROVIDE PRIMER SUITABLE FOR SUBSTRATE AND MIN. 3 COATS OF PAINT. VOC CONTENT SHALL BE ZERO OR NO MORE THAN 50 G/L. COLOR SELECTED BY FACILITY MANAGER FROM THE MANUFACTURER'S FULL SELECTION.
- 2 PATCH PLASTER. FIND A NATURAL BREAK POINT FOR JOINT. (1 A3.3)
- 3 REMOVE WATER DAMAGED METAL LATH. (E) CEILING SUPPORT TO REMAIN AND PROTECT. PROVIDE PLASTER TO MATCH (E) MATERIAL AND THICKNESS. (2&3 A3.2) *(SYSTEM BASED ON FIELD CONDITION)*
- 4 PROVIDE FIRESTOP-SEALANT TO ALL PENETRATION. (HILTI CP 606, FS-ONE MAX, OR UL CERTIFIED APPROVED EQUAL)
- 5 SCREW (N) DRYWALL TO CHANNELS ALL SIDES. PROVIDE FRAMING UNDERNEATH IF NEEDED. SEAL JOINTS WITH COMPOUND AND REINFORCED TAPE. LEVEL 5 FOR EXPOSED FINISH. LEVEL 4 OR 3 FOR ACOUSTIC TILE CEILING. (4&5 A3.2)
- 6 CEILING FINISH TRANSITION. PROVIDE APPROPRIATE METAL TRIM FOR FINISHES. APPLY FOOD GRADE SEALANT. (2 A3.3)



UNIT A SNF - CEILING FINISH PLAN
 SCALE: 0 4 8 FEET 16
 1/8" = 1'-0"

DOOR LEGEND:
 SEE 6/A3.2 FOR DOOR TYPES

- (A) DOOR TYPE
- (B) DOOR TYPE
- (C) DOOR TYPE

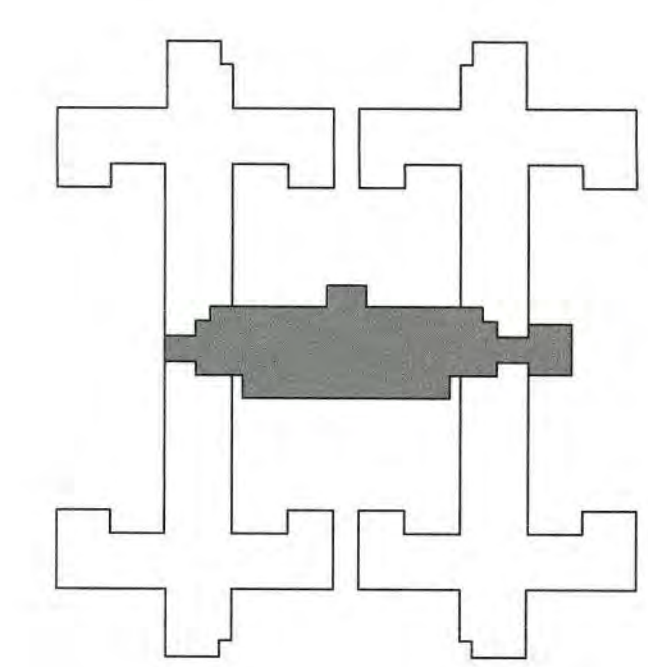
CEILING LEGEND:

- 1 LAYER OF 5/8" TYPE C GYPSUM BOARD ON 2" C CHANNEL AND 7/8" HAT CHANNEL (4&5 A3.2)
- 1" GYPSUM PLASTER ON METAL LATH 2" C CHANNEL AND 3/4" C CHANNEL (2&3 A3.2)
- 3 LAYERS OF 5/8" TYPE 'X' GYPSUM BOARD ON 4" METAL CEILING JOIST (3A A3.1, 3B A3.1)
- 1" CEMENT PLASTER ON METAL LATH 2" C CHANNEL AND 3/4" C CHANNEL (2&3 A3.2)
- 1"x1" ADHERED ACOUSTIC TILES ON CEILING
- CURTAIN TRACK ON CEILING
- EXIT SIGN
- FIRE SPRINKLER
- SPEAKER
- TWO WAY SPEAKER
- WIRELESS ACCESS POINTS
- MISC. MEP DEVICES
- HEAT DETECTOR

WALL LEGEND:

- 8" CONCRETE WALL (5 A3.1)
- 2-1/2" SOLID PLASTER WALL (4A A3.1, 4B A3.1)
- 4" PLASTER ON METAL STUD

- SMOKE DETECTOR
- FIRE ALARM STROBE
- SECURITY STROBE
- FIRE ALARM CHIME STROBE WALL MOUNTED
- NOTIFICATION/CALL LIGHT
- ACCESS PANEL
- AIR TERMINALS (VARIOUS TYPES & SIZE)
- LIGHTING FIXTURES (VARIOUS TYPES & SIZE)



DSA STAMP

State of California
 Department of General Services
 Real Estate Services Division
DGS
Project Management Branch
 707 Third Street, Suite 3-305
 Sacramento, California 95605
 Project Director:
 (916) 443-9848 (Phone)
 (916) 376-1677 (Fax)
 www.dgs.ca.gov

Approval of this plan does not authorize or assume any omission or deviation from applicable regulations. Final approval is required as field inspection. One set of approved plans shall be available on the project site at all times.
JUN 13 2022
 OFFICE OF THE STATE FIRE MARSHAL
 APPROVED FOR FINAL PLAN ONLY
 Reviewed by: Jason Chavez, DGF III



JCCA J.C. CHANG & ASSOCIATES, INC.
 ENGINEERS • ARCHITECTS • PLANNERS
 305 VAN NESS AVENUE, SUITE 204 PH (916) 212-7664
 TORRANCE, CALIFORNIA 90501 FAX (916) 212-8272

JCCA #17038-1

Issue: 18-S-1084-C-PI

| No. | Date | Description |
|-----|----------|-----------------------|
| - | 11/01/21 | FINAL DRAWINGS V1 |
| PH1 | 3/2/22 | FINAL DRAWINGS V2 |
| PH2 | 5/12/22 | FINAL DRAWINGS V1 |
| R1 | 6/3/22 | FINAL DRWGS - PH1 & 2 |

Project
DSH-METROPOLITAN SNF BLDG RE-ROOF LEAK DAMAGE REPAIR PROJECT

11401 Bloomfield Ave.
 Norwalk, CA. 90650
 Los Angeles County

DGS PROJECT # DGS00000142412C
 SFM FAC #19-19-43-0002

| Supervisor | Designed | Drawn | Checked |
|------------|----------|-------|---------|
| MJK | | V.L. | MJK |

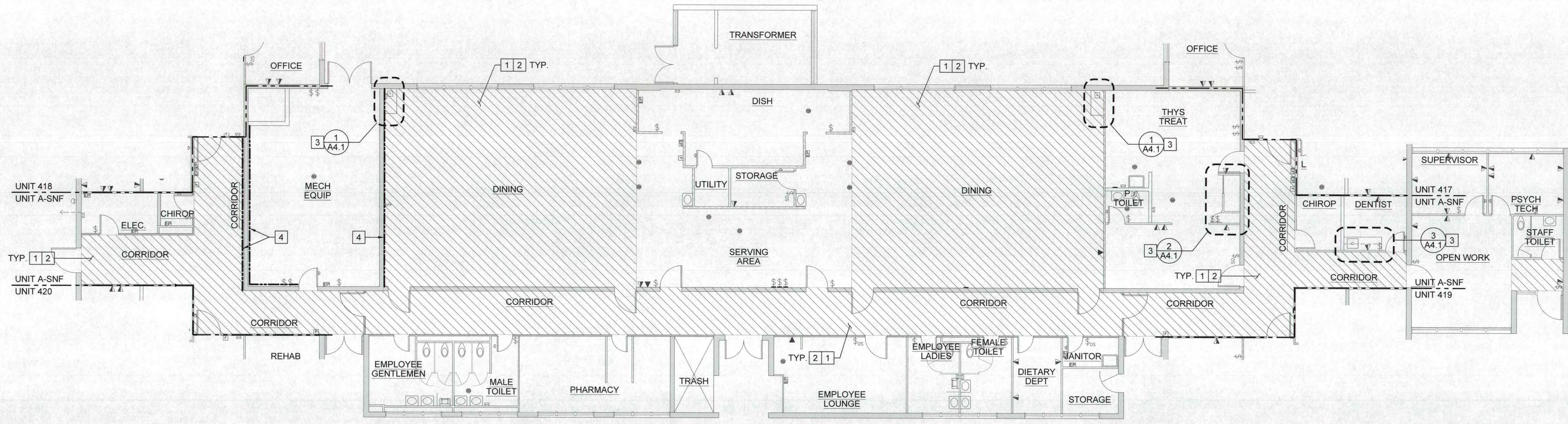
File Date: - Vault File Number: -

Sheet Title
UNIT A SNF CEILING FINISH PLAN

| DSA Building Number | Work Order |
|---------------------|------------|
| - | - |

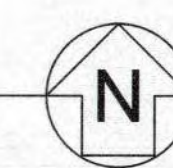
| Reference North | Sheet Scale |
|-----------------|---------------|
| | AS SHOWN |
| | Sheet Number |
| | A2.3.1 |

S:\PROJECTS\19-19-43-0002\19-19-43-0002.dwg
 S:\PROJECTS\19-19-43-0002\19-19-43-0002.dwg



UNIT A SNF - FINISH AND CASEWORK PLAN

SCALE: 0 4 8 FEET 16
1/8" = 1'-0"

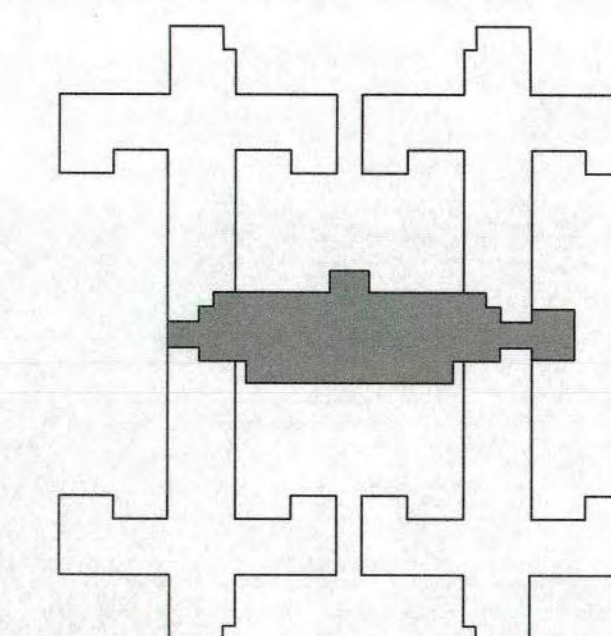


NOTES:

- SEE FINISH SCHEDULE AND LEGEND ON SHEET A2.1.2.

NEW WORK KEYNOTES:

- (E) - EXISTING
(N) - NEW
- PROVIDE VINYL COMPOSITION TILES. SEE FINISH SCHEDULE FOR COLOR AND MANUFACTURER. 3
A3.4
 - PROVIDE MIN. 3 COATS OF PAINT WITH PROPER PRIMER FOR SUBSTRATE.
 - PROVIDE CASEWORK. SEE ELEVATION ON SHEET A4.1 FOR INFORMATION. SEE FINISH SCHEDULE FOR COLOR. A4.1
 - REPAIR WALL WITH SAME MATERIAL. INFORM PM AT DGS AND DSH IF WALL REQUIRED REPAIR MORE THAN FINISHES. SEE DETAILS 3A/A3.1, 4/A3.1, AND 5/A3.1 FOR FINISH AND WALL INFORMATION.



S.N.F. BUILDING KEYPLAN

DSA STAMP

State of California
Department of General Services
Real Estate Services Division
DGS
Project Management Branch
707 Third Street, Suite 3-305
Sacramento, California 95805
Project Director:
(916) 443-9848 (Phone)
(916) 376-1677 (Fax)
www.dgs.ca.gov

Approval of this plan does not authorize or approve any construction or development without compliance with applicable regulations. Final approval is subject to final inspection. One set of approved drawings shall be available on the project site at all times.
JUN 13 2022
OFFICE OF THE STATE FIRE MARSHAL
APPROVED FOR CONSTRUCTION ONLY
Reviewed by: Jason Chavez/DFM III



JCCA J.C. CHANG & ASSOCIATES, INC.
ENGINEERS • ARCHITECTS • PLANNERS
385 VAN NESS AVENUE, SUITE 208 TORRANCE, CALIFORNIA 90501
PH (310) 212-7644
FAX (310) 212-8272

JCCA #17038-1

Issue: 18-S-1084-C-PI

| No. | Date | Description |
|-----|----------|-----------------------|
| - | 11/01/21 | FINAL DRAWINGS V1 |
| PH1 | 3/2/22 | FINAL DRAWINGS V2 |
| PH2 | 5/12/22 | FINAL DRAWINGS V1 |
| R1 | 6/9/22 | FINAL DRWGS - PH1 & 2 |

Project
DSH-METROPOLITAN SNF BLDG RE-ROOF LEAK DAMAGE REPAIR PROJECT
11401 Bloomfield Ave.
Norwalk, CA. 90650
Los Angeles County
DGS PROJECT # DGS00000142412C
SFM FAC #19-19-43-0002

| Supervisor | Designed | Drawn | Checked |
|------------|----------|-------|---------|
| MJK | | V.L. | MJK |

File Date: - Vault File Number: -

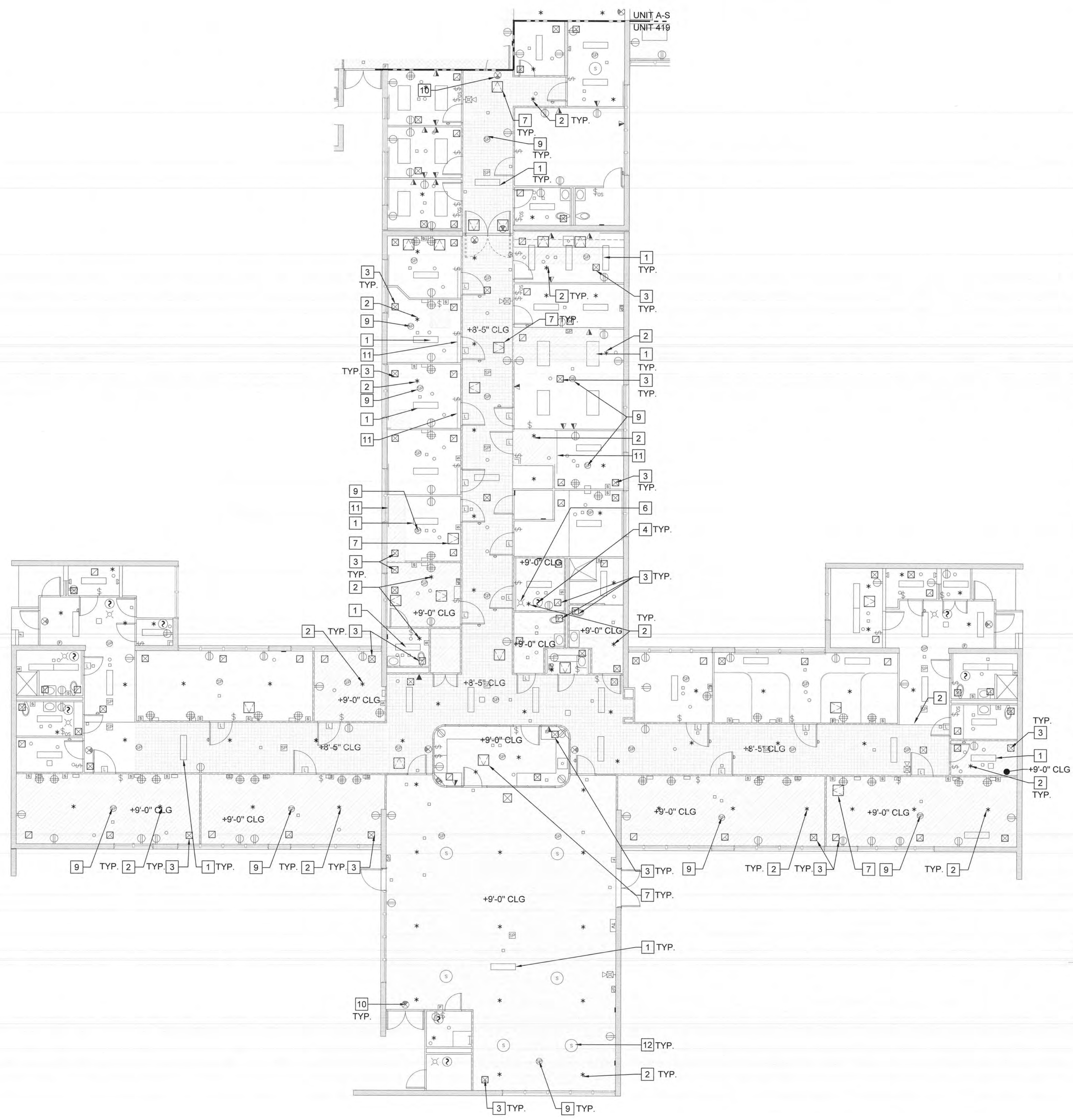
Sheet Title
UNIT A SNF FINISH AND CASEWORK PLAN

DSA Building Number: - Work Order: -

| Reference North | Sheet Scale |
|-----------------|--------------|
| | AS SHOWN |
| | Sheet Number |

A2.3.2

DATE PLOTTED: 06/13/2022 11:25:01 AM
SCALE: P17038-1 Final Leak Repair - SNF - DSH-MetroCAD/170381A2.3.dwg



UNIT 419 - CEILING PLAN
 SCALE: 0 4 8 FEET 16
 1/8" = 1'-0"

WALL LEGEND:

- 8" CONCRETE WALL (5/A3.1)
- 2-1/2" SOLID PLASTER WALL (4A/A3.1, 4B/A3.1)
- 4" PLASTER ON METAL STUD

NEW WORK KEYNOTES:

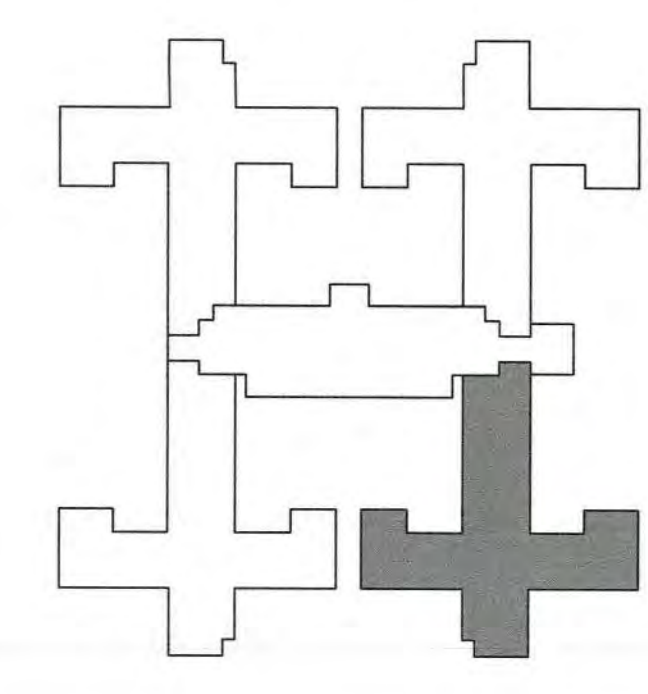
- (E) - EXISTING
(N) - NEW
- 1 CEILING MOUNTED LIGHT FIXTURE (N.I.C.) - (E) CONDUIT AND TERMINATION AT CEILING FINISH TO REMAIN FOR FUTURE LIGHT FIXTURE INSTALLATION. EXTEND CONDUIT WHEN THICKNESS OF CEILING FINISH CHANGED. (3/5&7/A3.3, 5&7/A3.3)
- 2 (E) FIRE SPRINKLER HEAD - LOWER F.S. HEAD WHEN THICKNESS OF CEILING FINISH CHANGED. REUSE (E) BRACKET TO ATTACH. PROVIDE THE MANUFACTURER'S APPROVED BRACKET WITH FURRING CHANNEL TO (E) CEILING FRAMING. (11/A3.3)
- 3 (E) AIR SUPPLY & RETURN GRILLE - REMOVE AND REINSTALL (6&8/A3.3)
- 4 (E) CEILING MOUNTED SMOKE DETECTOR. REINSTALL AFTER CONSTRUCTION IS FINISHED.
- 5 (E) CEILING MOUNTED HEAT DETECTOR. REINSTALL AFTER CONSTRUCTION IS FINISHED.
- 6 (E) CEILING MOUNTED FIRE ALARM WITH COVER
- 7 PROVIDE 1 HR FIRE-RATED CEILING MOUNTED ACCESS DOOR & EXTENSION FRAME AT (E) SUPPORT FRAMING. (10/A3.3)
- 8 NOT USED.
- 9 (E) RECESSED CEILING MOUNT SPEAKER. PROVIDE FIRE RATED HOUSING OR COVER.
- 10 (E) CEILING MOUNT EXIT SIGN - REMOVE AND REINSTALL. EXTEND CONDUIT WHEN THICKNESS OF CEILING FINISH CHANGED.
- 11 (E) CURTAIN TRACK - REMOVE AND REINSTALL AT (E) SUPPORT
- 12 (E) GRILLE FOR EXHAUST FAN. REINSTALL AT (E) SUPPORT.

NOTES:

1. PROVIDE FIRESTOP ASSEMBLY AT NEW AND EXISTING PENETRATIONS.
2. PAINT CEILING ACROSS ENTIRE ROOM OR TO NATURAL BREAK POINT.
3. REINSTALL (E) CEILING ACCESS PANELS TO ORIGINAL LOCATION AT EXISTING FRAME. PROVIDE (N) FRAMING AT THE CORRIDOR.
4. ALL CEILING AND WALL-MOUNTED FIXTURES AND CONDUIT 12" FROM THE CEILING IN THE WORK AREA SHALL BE REMOVED, PROTECTED, AND REINSTALLED.
5. WHEN DISCONNECTION OF FIRE PROTECTION SYSTEM AND UTILITY SERVICE IS REQUIRED, INFORM DATE AND PERIOD TO FACILITY MANAGER AND PROJECT ARCHITECT IN ADVANCE.
6. FIELD VERIFY ALL UTILITY AND FIRE PROTECTION SYSTEMS ARE WORKING PROPERLY BEFORE BEGINNING OF PROJECT. NOTIFY THE FACILITY MANAGER AND PROJECT ARCHITECT IF ANY SYSTEM DOES NOT FUNCTION.

CEILING LEGEND:

- CURTAIN TRACK ON CEILING
- EXIT SIGN
- FIRE SPRINKLER
- SPEAKER
- TWO WAY SPEAKER
- WIRELESS ACCESS POINTS
- MISC. MEP DEVICES
- HEAT DETECTOR
- SMOKE DETECTOR
- FIRE ALARM STROBE
- SECURITY STROBE
- FIRE ALARM CHIME STROBE WALL MOUNTED
- NOTIFICATION/CALL LIGHT
- ACCESS PANEL
- AIR TERMINALS (VARIOUS TYPES & SIZE)
- LIGHTING FIXTURES (VARIOUS TYPES & SIZE)



State of California
 Department of General Services
 Real Estate Services Division
DGS
 Project Management Branch
 707 Third Street, Suite 3-305
 Sacramento, California 95605
 Project Director:
 (916) 443-9848 (Phone)
 (916) 376-1677 (Fax)
 www.dgs.ca.gov

Approval of this plan does not authorize or approve any omission or deviation from applicable regulations. Final approval is subject to field inspection. One set of approved plans shall be available on the project site at all times.
 JUN 13 2022
 OFFICE OF THE STATE FIRE MARSHAL
 APPROVED FIRE AND LIFESAVING ONLY
 Reviewed by: JASON CHAVEZ, DGF/M III



JCCA J.C. CHANG & ASSOCIATES, INC.
 ENGINEERS • ARCHITECTS • PLANNERS
 285 VAN NESS AVENUE, SUITE 208 PH (916) 212-7664
 TORRANCE, CALIFORNIA 90501 FAX (916) 212-8272

JCCA #17038-1
 Issue: 18-S-1084-C-PI

| No. | Date | Description |
|-----|----------|-----------------------|
| - | 11/01/21 | FINAL DRAWINGS V1 |
| PH1 | 3/2/22 | FINAL DRAWINGS V2 |
| PH2 | 5/12/22 | FINAL DRAWINGS V1 |
| R1 | 6/3/22 | FINAL DRWGS - PH1 & 2 |

Project
DSH-METROPOLITAN SNF BLDG RE-ROOF LEAK DAMAGE REPAIR PROJECT

11401 Bloomfield Ave.
 Norwalk, CA 90650
 Los Angeles County

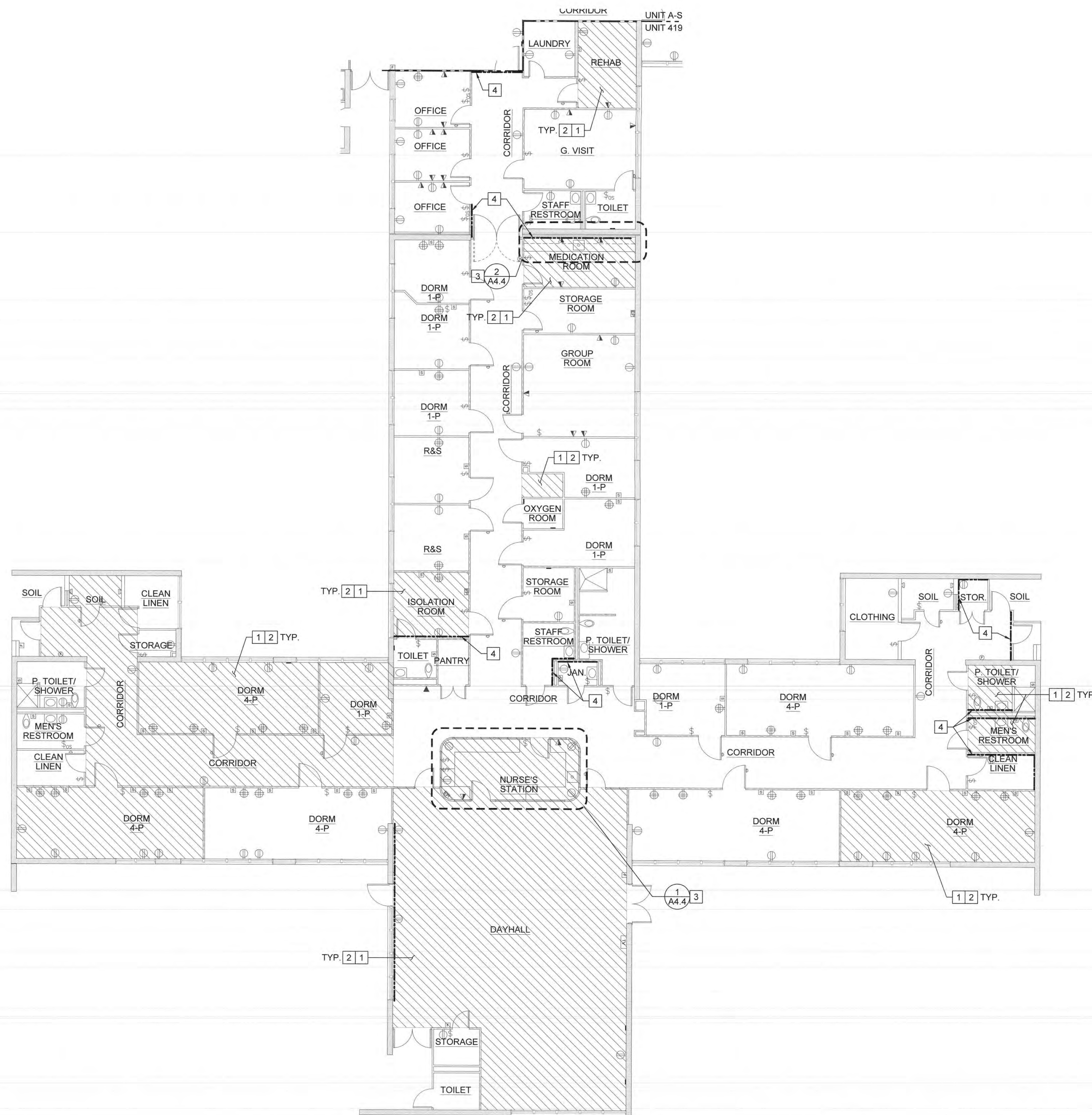
DGS PROJECT # DGS00000142412C
 SFM FAC #19-19-43-0002

| Supervisor | Designed | Drawn | Checked |
|------------|----------|-------|---------|
| MJK | | V.L. | MJK |

File Date: _____ Vault File Number: _____
 Sheet Title
UNIT 419 CEILING PLAN

DSA Building Number: _____ Work Order: _____

Reference North: Sheet Scale: **AS SHOWN**
 Sheet Number: **A2.4**



NEW WORK KEYNOTES:


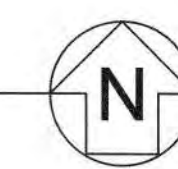
- (E) - EXISTING
- (N) - NEW
- 1 PROVIDE VINYL COMPOSITION TILES. SEE FINISH SCHEDULE FOR COLOR AND MANUFACTURER. 3
A3.4
- 2 PROVIDE MIN. 3 COATS OF PAINT WITH PROPER PRIMER FOR SUBSTRATE.
- 3 PROVIDE CASEWORK. SEE ELEVATION ON SHEET A4.4 FOR INFORMATION. SEE FINISH SCHEDULE FOR COLOR. -
A4.4
- 4 REPAIR WALL WITH SAME MATERIAL. INFORM PM AT DGS AND DSH IF WALL REQUIRED REPAIR MORE THAN FINISHES. SEE DETAILS 3A/A3.1, 4/A3.1, AND 5/A3.1 FOR FINISH AND WALL INFORMATION.

NOTES:

- 1. SEE FINISH SCHEDULE AND LEGEND ON SHEET A2.1.2.

UNIT 419 - FINISH AND CASEWORK PLAN

SCALE: 0 4 8 FEET 16
1/8" = 1'-0"



S.N.F. BUILDING KEYPLAN

DSA STAMP

State of California
Department of General Services
Real Estate Services Division
DGS
Project Management Branch
707 Third Street, Suite 3-305
Sacramento, California 95605
Project Director:
(916) 443-9848 (Phone)
(916) 376-1677 (Fax)
www.dgs.ca.gov

Approval of this plan does not authorize or approve any omission or deviation from applicable regulations. Final approval is subject to field inspection. One set of approved plans shall be available on the project site at all times.
JUN 13 2022
OFFICE OF THE STATE FIRE MARSHAL
APPROVED FOR CONSTRUCTION ONLY
Reviewed by: Jason Chavez, DSHM III



JCCA J.C. CHANG & ASSOCIATES, INC.
ENGINEERS • ARCHITECTS • PLANNERS
285 VAN NESS AVENUE, SUITE 208 PH (916) 213-7444
TORRANCE, CALIFORNIA 90501 FAX (916) 213-8272

JCCA #17038-1

Issue: 18-S-1084-C-PI

| No. | Date | Description |
|-----|----------|-----------------------|
| - | 11/01/21 | FINAL DRAWINGS V1 |
| PH1 | 3/2/22 | FINAL DRAWINGS V2 |
| PH2 | 5/12/22 | FINAL DRAWINGS V1 |
| R1 | 6/3/22 | FINAL DRWGS - PH1 & 2 |

Project
DSH-METROPOLITAN SNF BLDG RE-ROOF LEAK DAMAGE REPAIR PROJECT
11401 Bloomfield Ave.
Norwalk, CA, 90650
Los Angeles County

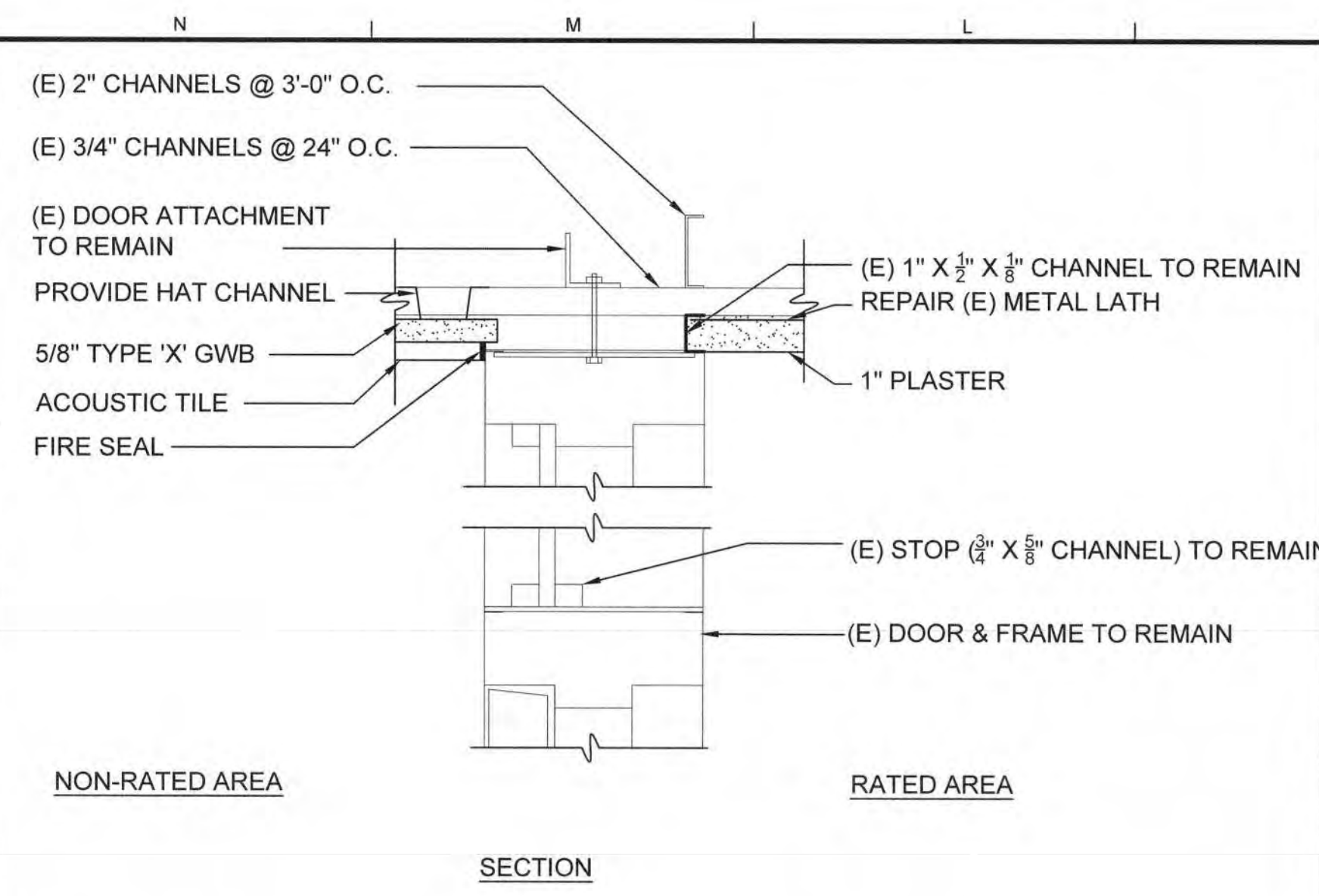
DGS PROJECT # DGS00000142412C
SFM FAC #19-19-43-0002

| Supervisor | Designed | Drawn | Checked |
|------------|----------|-------|---------|
| MJK | | V.L. | MJK |

File Date
Vault File Number

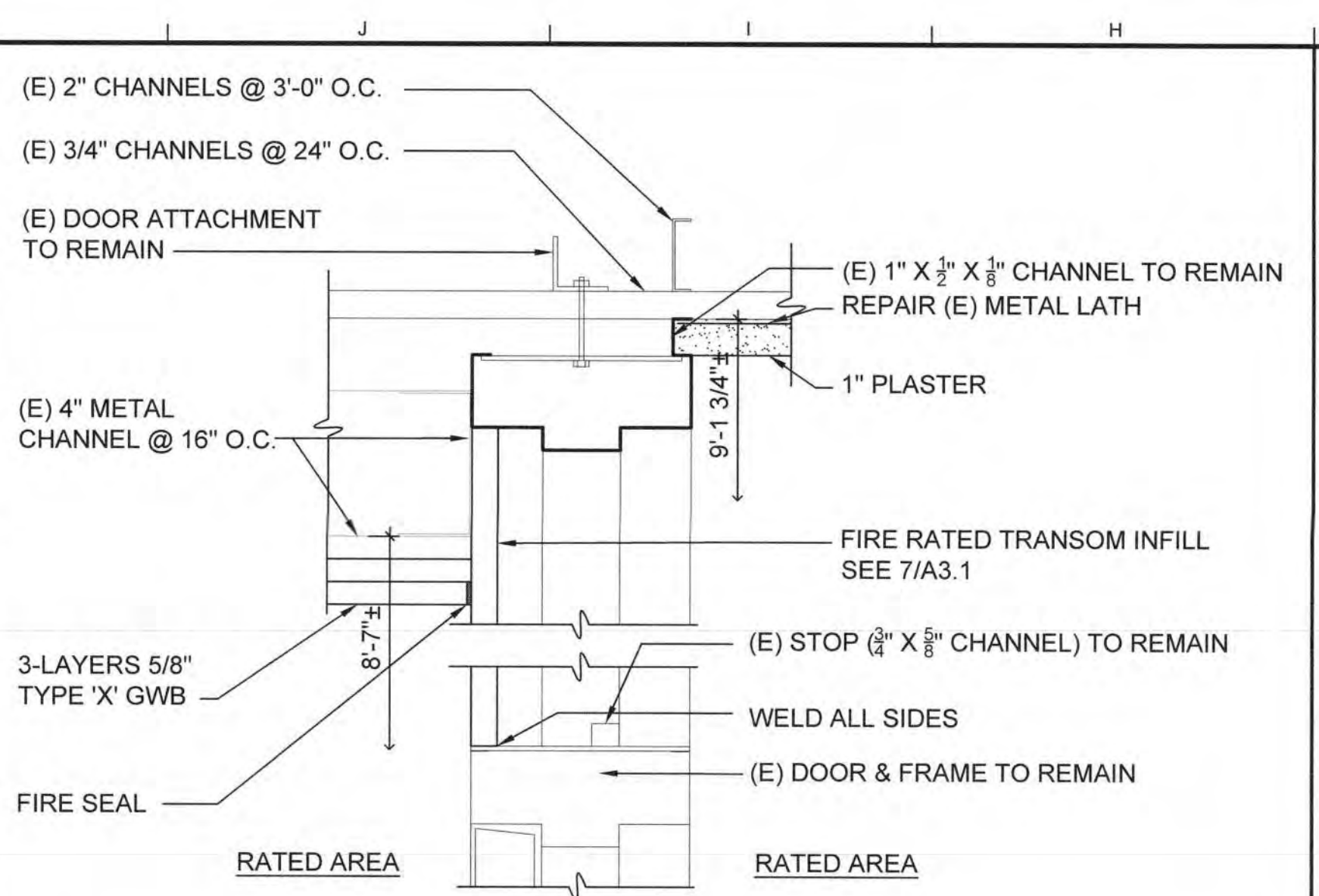
| Sheet Title | Sheet Scale |
|--|---------------|
| UNIT 419 FINISH AND CASEWORK PLAN | AS SHOWN |
| DSA Building Number | Work Order |
| Reference North | Sheet Number |
| | A2.4.2 |

DATE PLOTTED: 6/13/2022 11:56:44 AM
FILE: P:\17038-1\Floor Leak Ceiling Repair_SNF_DSH-MetroCAD\170381A2.4.2.dwg



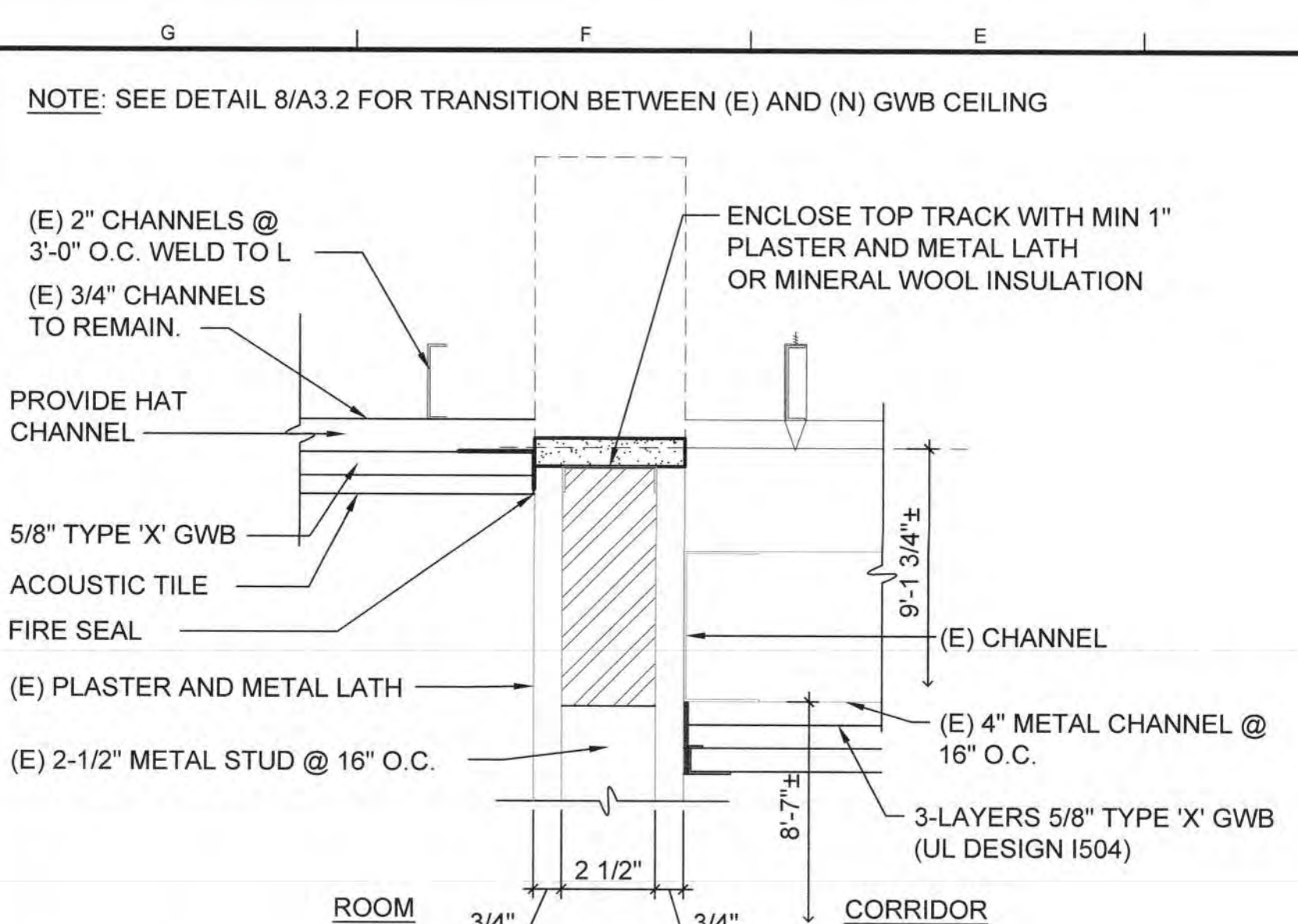
1A (E) DOOR FRAME & CEILING - FINISH

A3.1 SCALE: 0 1 2 4 INCHES 8
3\"/>



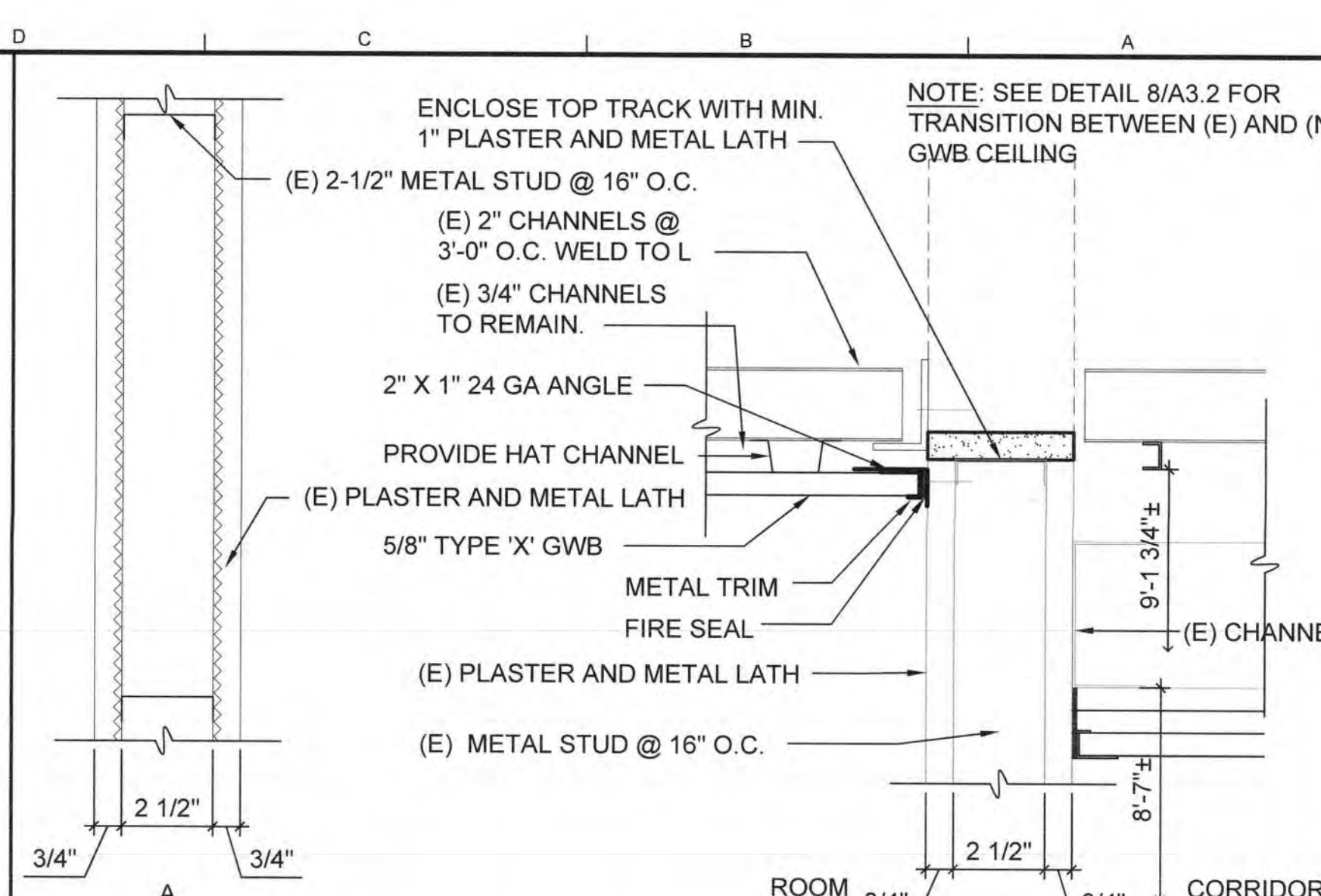
1B (E) DR FRAME & CLG - TRANSOM INFILL

A3.1 SCALE: 0 1 2 4 INCHES 8
3\"/>



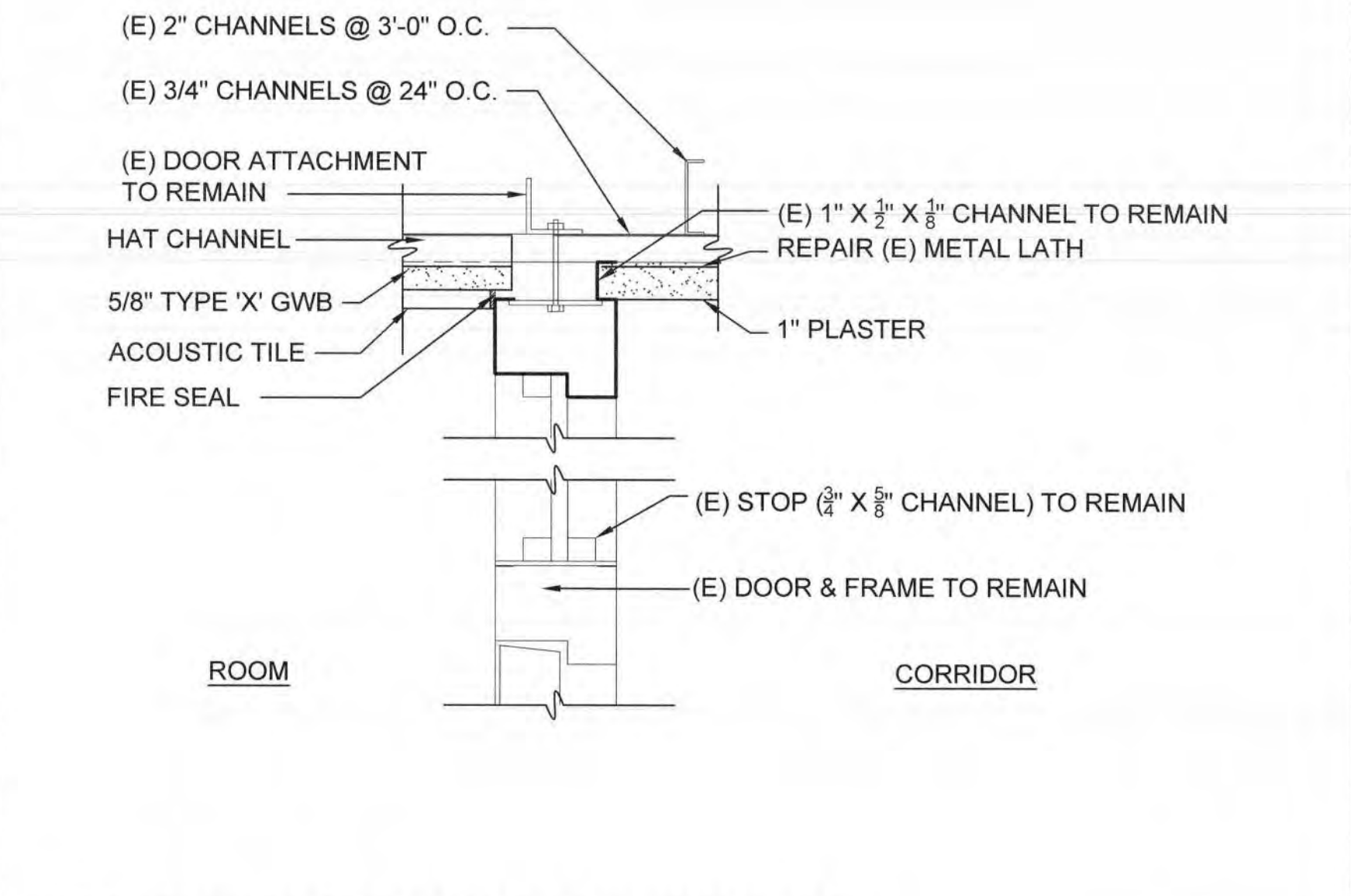
3A (E) WALL & CEILING DETAIL

A3.1 SCALE: 0 1 2 4 INCHES 8
3\"/>



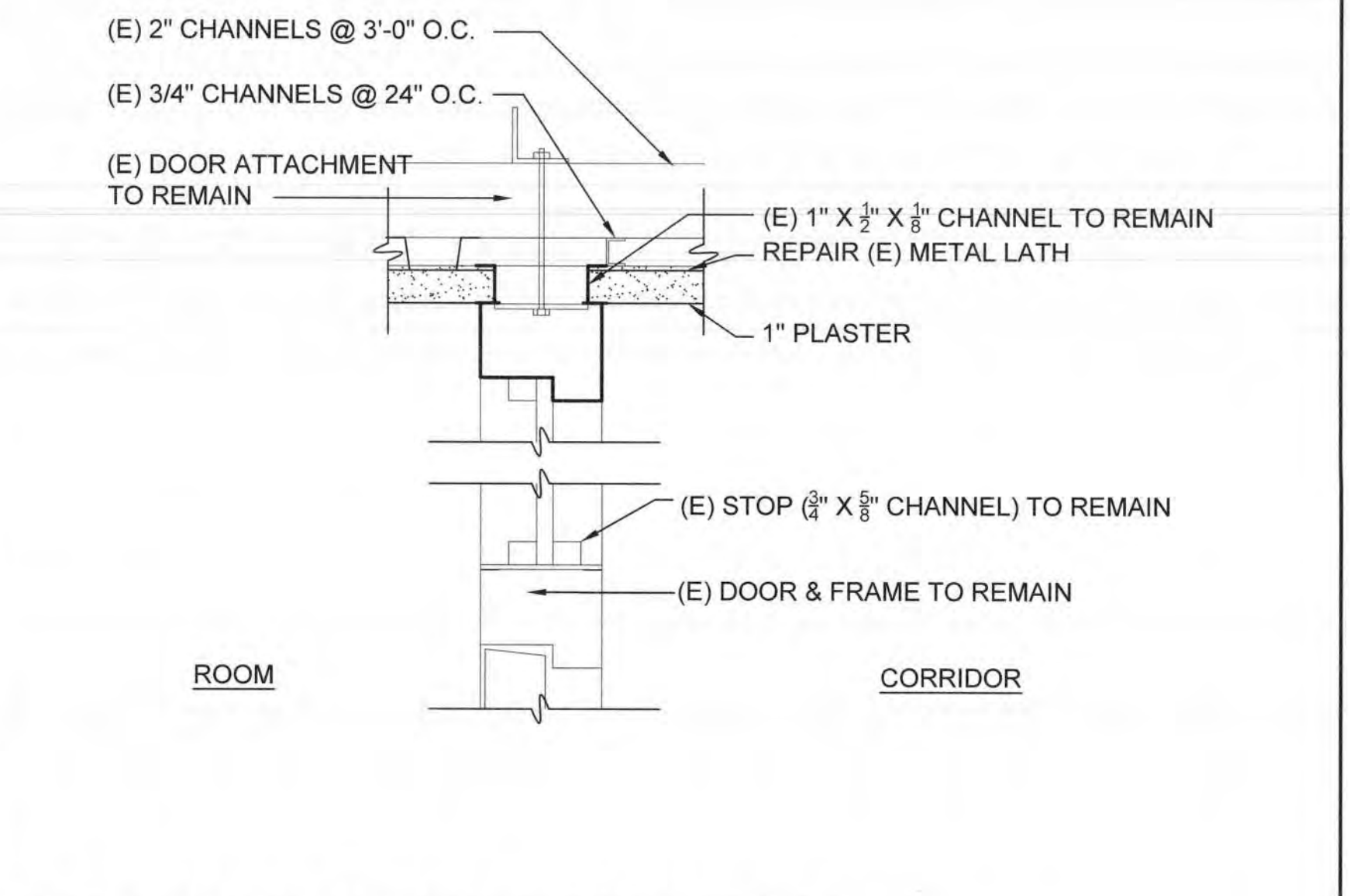
3B (E) WALL & CEILING DETAIL

A3.1 SCALE: 0 1 2 4 INCHES 8
3\"/>



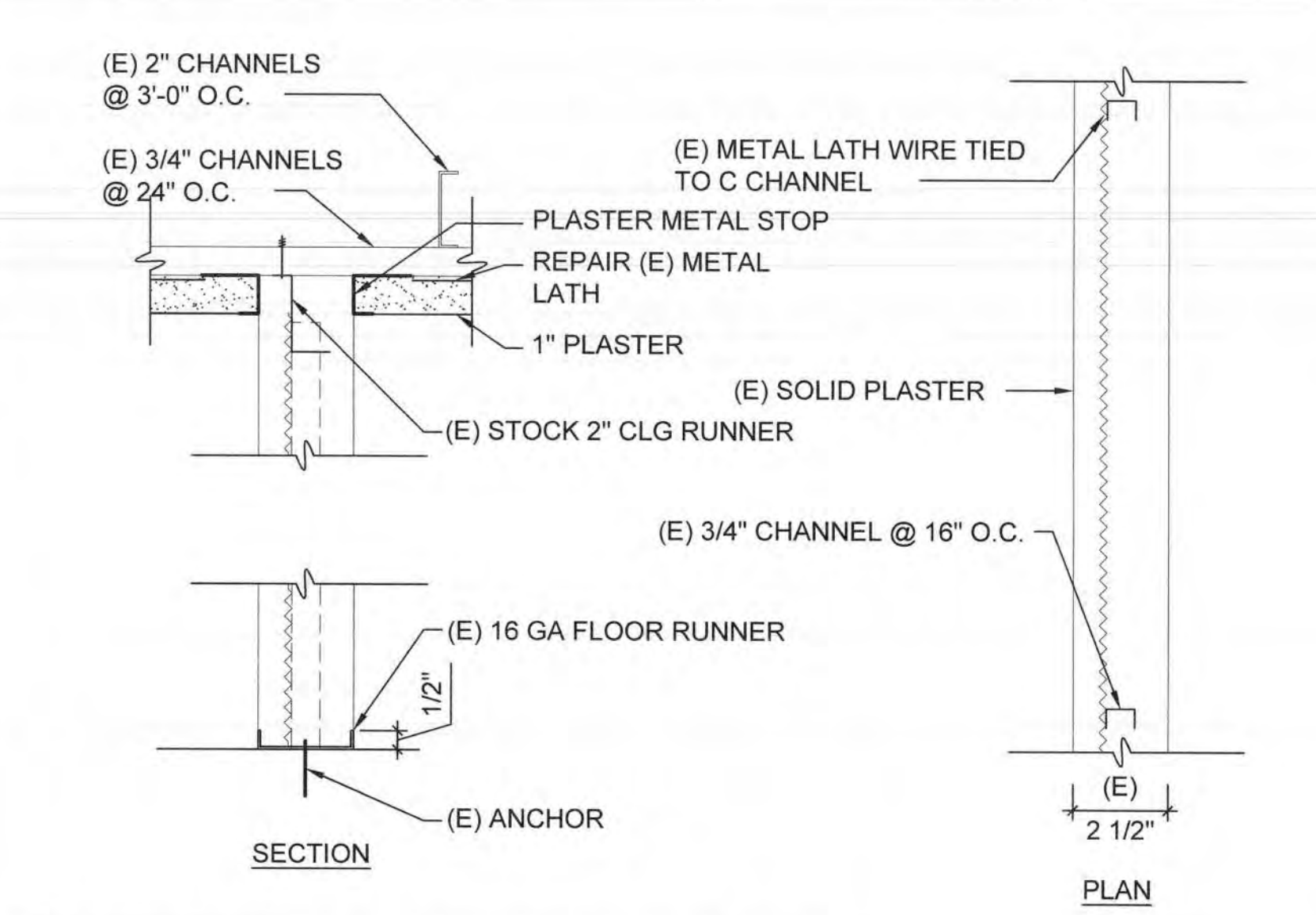
2A (E) DOOR FRAME & CEILING

A3.1 SCALE: 0 1 2 4 INCHES 8
3\"/>



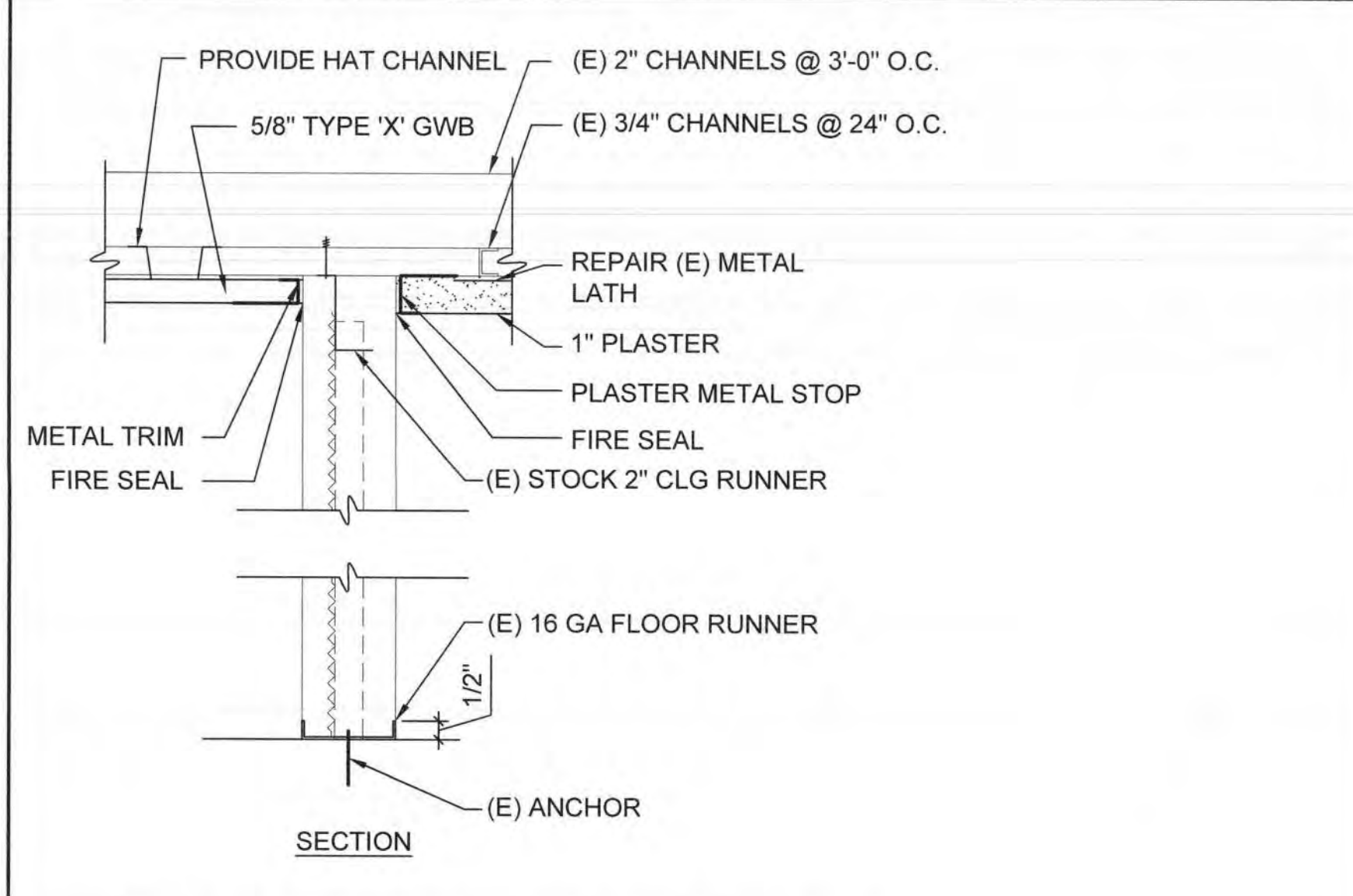
2B (E) DOOR FRAME & CEILING

A3.1 SCALE: 0 1 2 4 INCHES 8
3\"/>



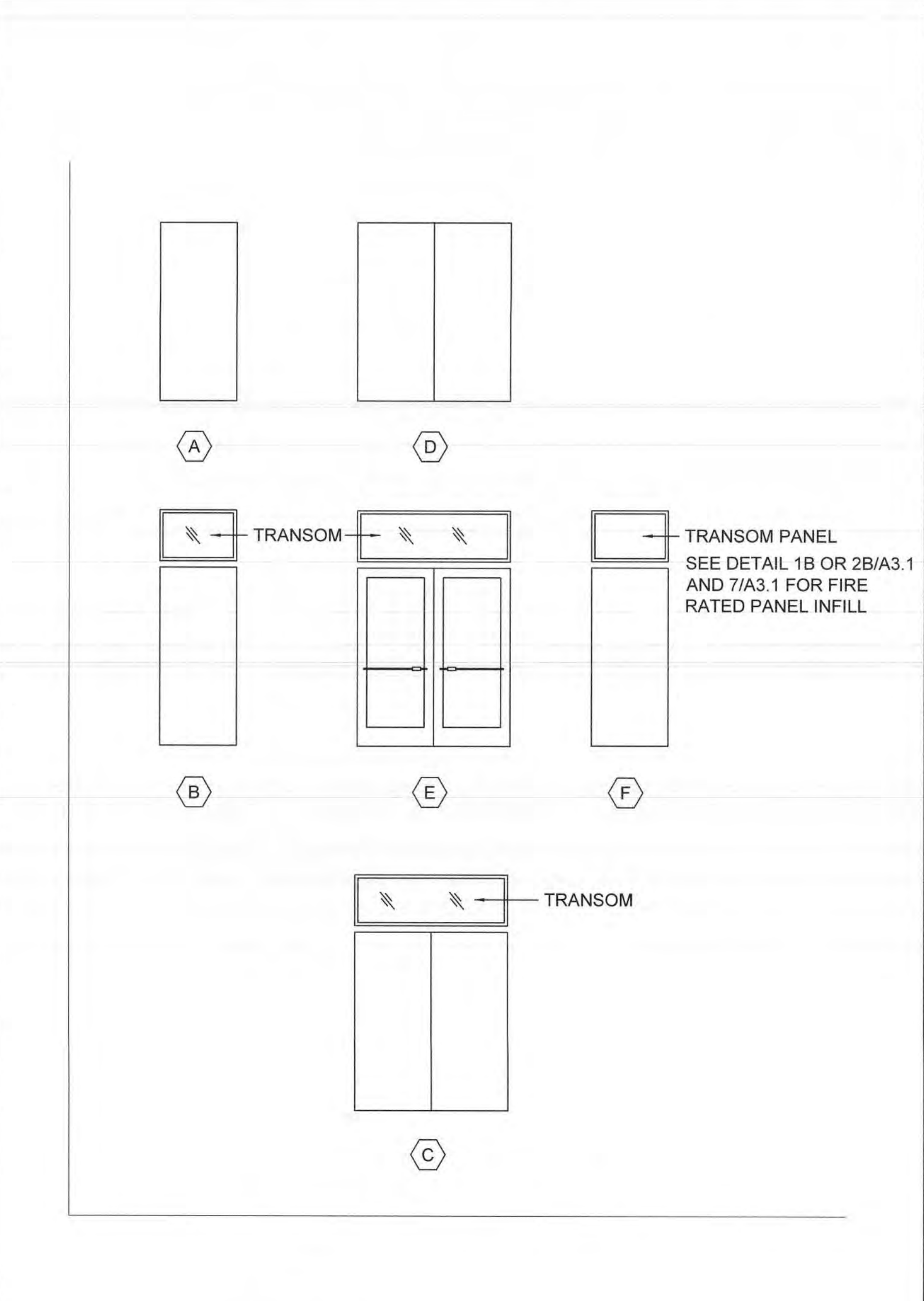
4A (E) WALL - SOLID PLASTER

A3.1 SCALE: 0 1 2 4 INCHES 8
3\"/>



4B (E) WALL - SOLID PLASTER

A3.1 SCALE: 0 1 2 4 INCHES 8
3\"/>



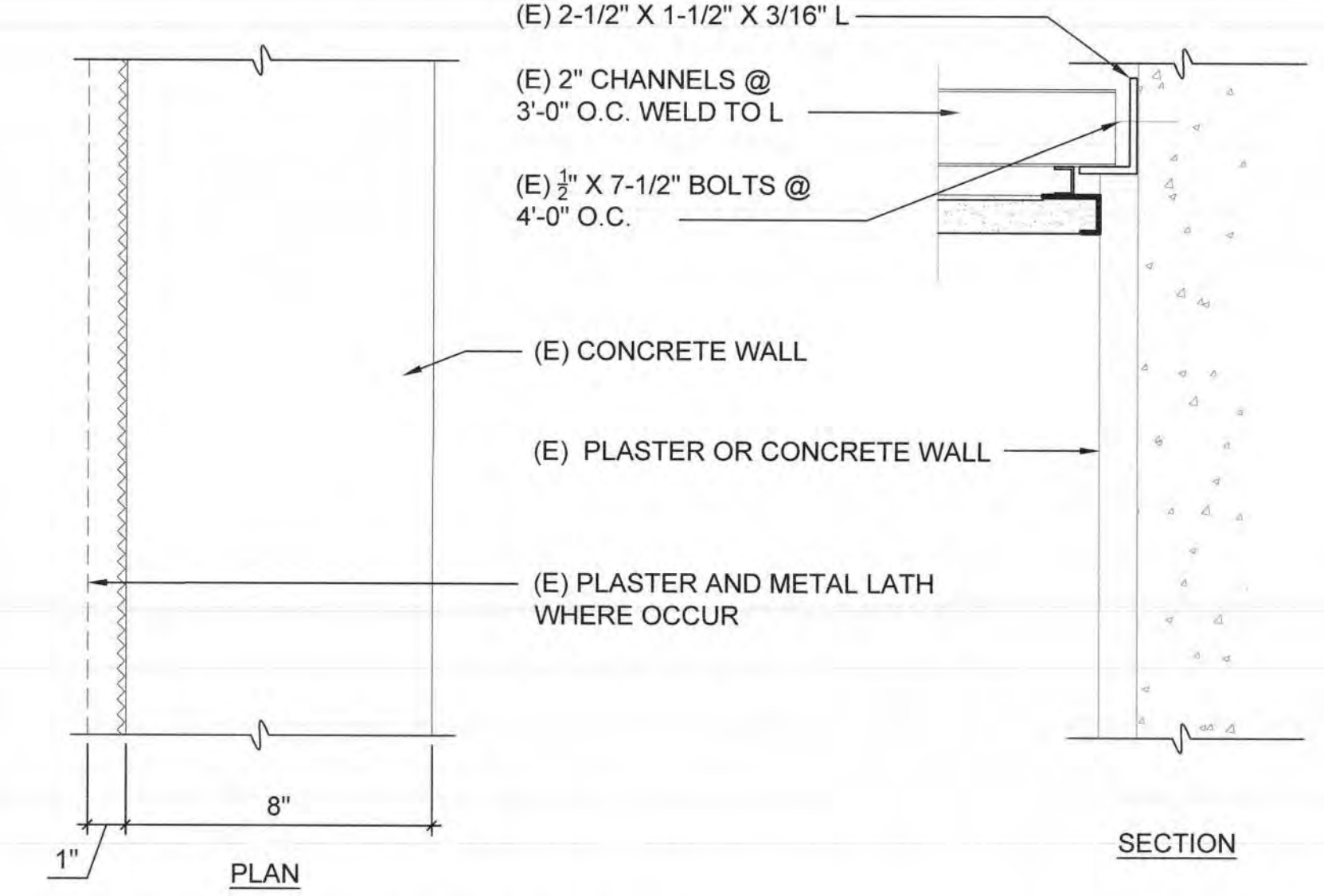
6 (E) DOOR TYPE

A3.1 SCALE: 0 1 2 3 FEET 4
1/2\"/>

1. PROVIDE MIN 16GA GALV. STEEL TRANSOM PANEL WITH 1/2" COMPOSITE CORE WELDED TO CONTINUOUS AND GUIDE CHANNEL. (BASE OF DESIGN: 90 MIN TRANSOM BY CURRIES, ASSA ABLOY)
2. CONSTRUCTION OF STEEL TRANSOM PANEL IN COMPLIANT OF UL SUBJECT 63
 - 6.6.7 THE FIXED TRANSOM PANEL SHALL NOT EXCEED 32 INCHES IN HEIGHT AND SHALL BE CONSTRUCTED OF STEEL NOT LIGHTER THAN NO. 20 NOR HEAVIER THAN NO. 16 GAGE ADHERED TO AND COMPLETELY COVERING BOTH FACES OF A SINGLE PIECE OF HIGH TEMPERATURE MILLBOARD (EQUIVALENT TO 3/8" THICK ASBESTOS MILLBOARD) HAVING A FIRE-HAZARD CLASSIFICATION OF FLAME SPREAD, 0; FUEL CONTRIBUTED, 0; SMOKE DEVELOPED, 0; AS DETERMINED BY THE TESTS FOR SURFACE BURNING CHARACTERISTICS OF BUILDING MATERIALS, UL 723.
 - 6.6.8 THE ADHESIVE USED SHALL BE SODIUM SILICATE, OR EQUIVALENT, APPLIED AT A PRESSURE OF NOT LESS THAN 10 POUNDS PER SQUARE FOOT.
3. MAXIMUM WIDTH OF PANEL FOR SINGLE DOOR IS 4'-0". MAX. WIDTH OF PANEL FOR DOUBLE DOOR IS 8'-0".
4. PROVIDE A LABEL 'FIRE DOOR FRAME WITH PANELS'

7 TRANSOM PANEL REQUIREMENT

A3.1 SCALE: 0 1 2 4 INCHES 8
3\"/>



5 (E) WALL - CONCRETE

A3.1 SCALE: 0 1 2 4 INCHES 8
3\"/>

DSA STAMP

State of California
Department of General Services
Real Estate Services Division
DGS
Project Management Branch
707 Third Street, Suite 3-305
Sacramento, California 95605
Project Director:
(916) 443-8848 (Phone)
(916) 376-1677 (Fax)
www.dgs.ca.gov

Approval of this plan does not authorize or approve any omission or deviation from applicable regulations. Final approval is subject to field inspection. One set of approved plans shall be available on the project site at all times.
JUN 13 2022
OFFICE OF THE STATE FIRE MARSHAL
APPROVED FOR SUBMITTAL ONLY
Reviewed by:
Jason Chavez, DGF# 111

REGISTERED ARCHITECT
No. C-37614
Exp. 1/31/23
STATE OF CALIFORNIA

JCCA J.C. CHANG & ASSOCIATES, INC.
ENGINEERS • ARCHITECTS • PLANNERS
355 VAN NESS AVENUE, SUITE 208 PH. (916) 213-7444
TORRANCE, CALIFORNIA 90501 FAX. (916) 213-8272

JCCA #17038-1

Issue: 18-S-1084-C-PI

| No. | Date | Description |
|-----|----------|-----------------------|
| - | 11/01/21 | FINAL DRAWINGS V1 |
| PH1 | 3/2/22 | FINAL DRAWINGS V2 |
| PH2 | 5/12/22 | FINAL DRAWINGS V1 |
| R1 | 6/3/22 | FINAL DRWGS - PH1 & 2 |

Project
DSH-METROPOLITAN SNF BLDG RE-ROOF LEAK DAMAGE REPAIR PROJECT
11401 Bloomfield Ave.
Norwalk, CA. 90650
Los Angeles County

DGS PROJECT # DGS00000142412C
SFM FAC #19-19-43-0002

| Supervisor | Designed | Drawn | Checked |
|------------|----------|-------|---------|
| MJK | | | MJK |

File Date: Vault File Number: -

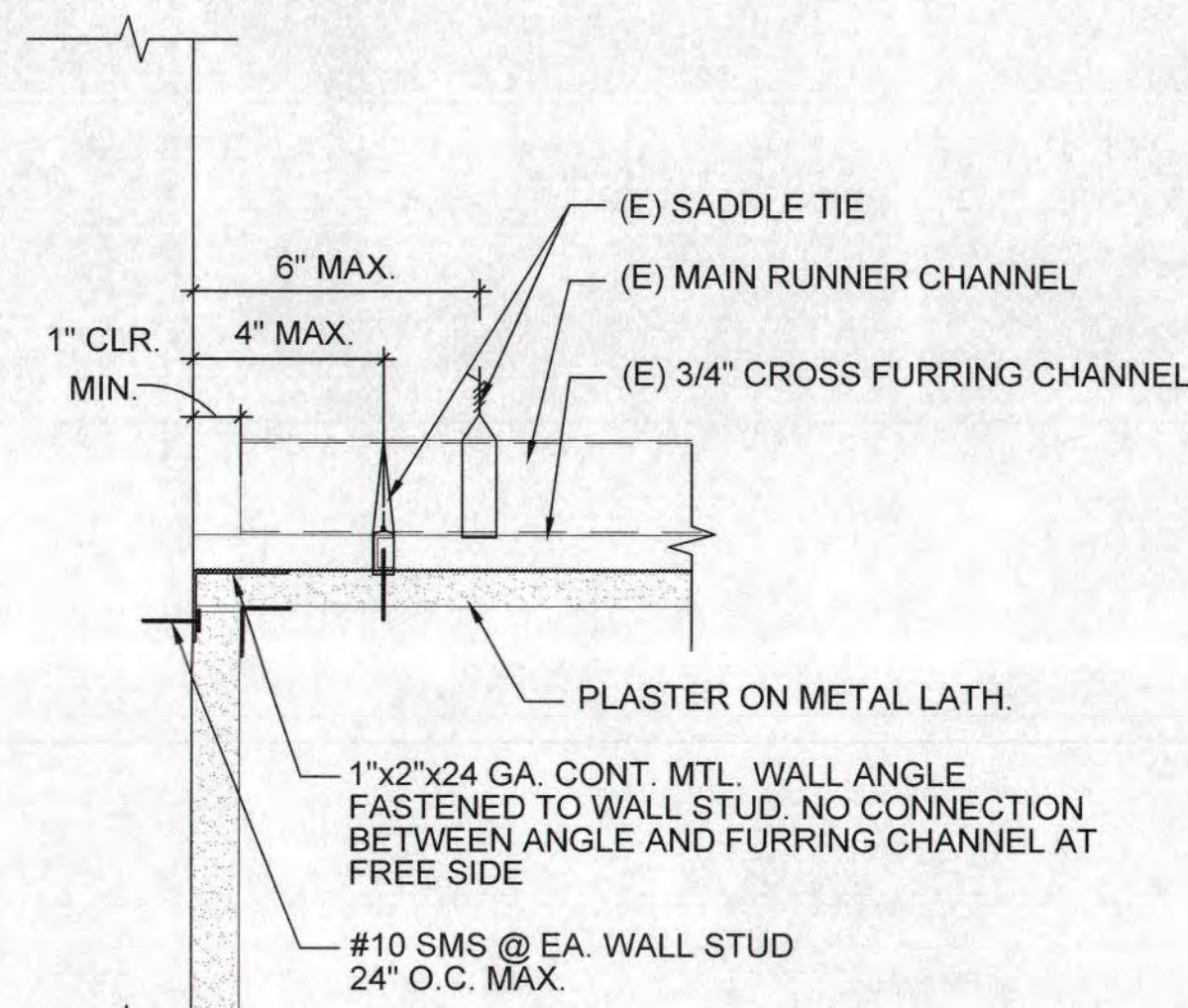
Sheet Title
DETAILS

| DSA Building Number | Work Order |
|---------------------|------------|
| - | - |

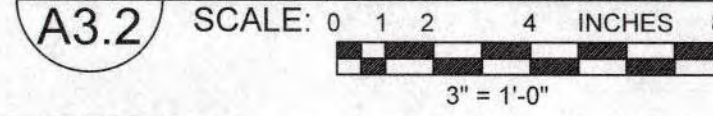
| Reference North | Sheet Scale |
|-----------------|--------------|
| | AS SHOWN |
| | Sheet Number |

A3.1

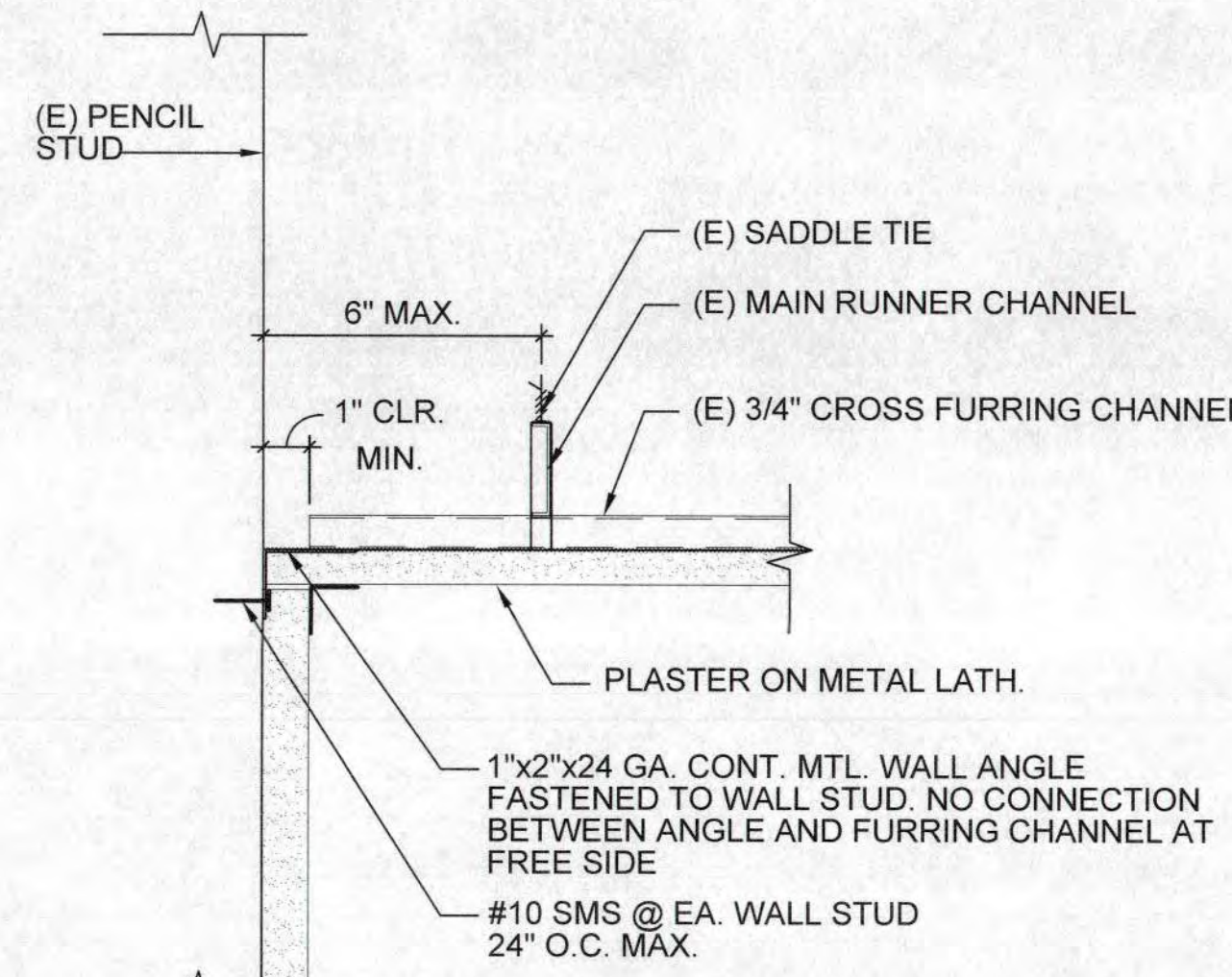
3 FILE: P:\17038-1\Rev\19-19-43-0002_11-25-21.dwg
 2 FILE: P:\17038-1\Rev\19-19-43-0002_11-25-21.dwg
 1 FILE: P:\17038-1\Rev\19-19-43-0002_11-25-21.dwg



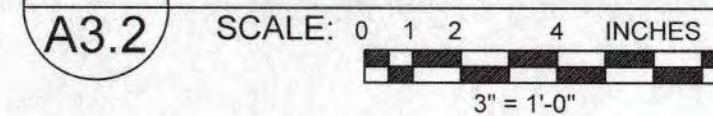
2 CEILING PERIMETER @ FREE JOINT



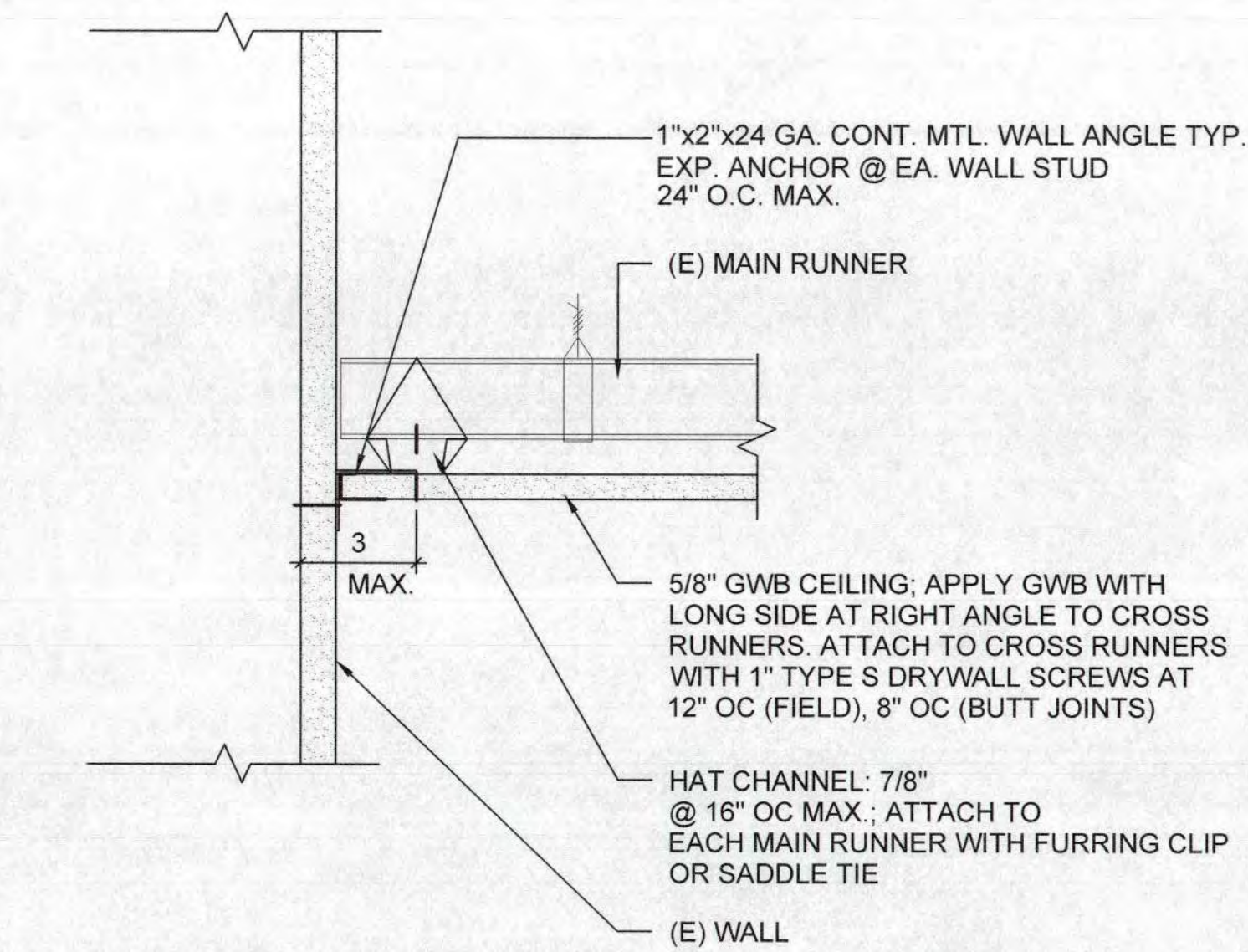
DETL_CELL



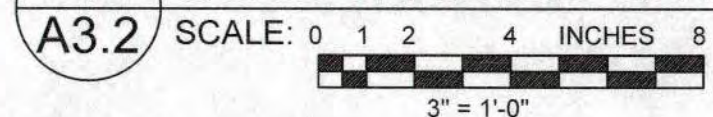
3 PLASTER CEILING PERIMETER @ ATTACHED JOINT



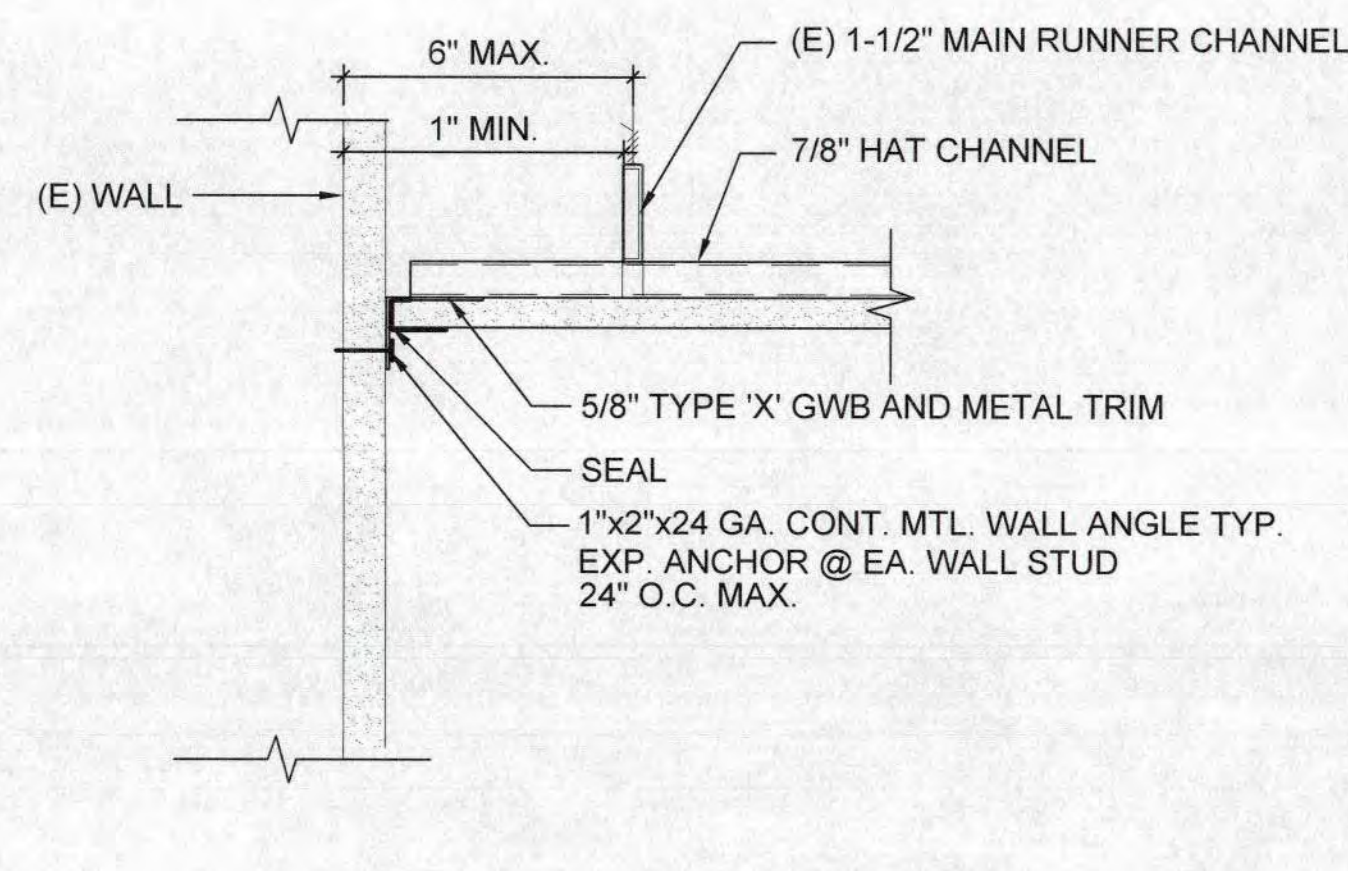
DETL_CELL




4 SUSPENDED GWB CEILING @ FREE JOINT



DETL_CELL




5 SUSPENDED GWB CEILING @ ATTACHED JOINT



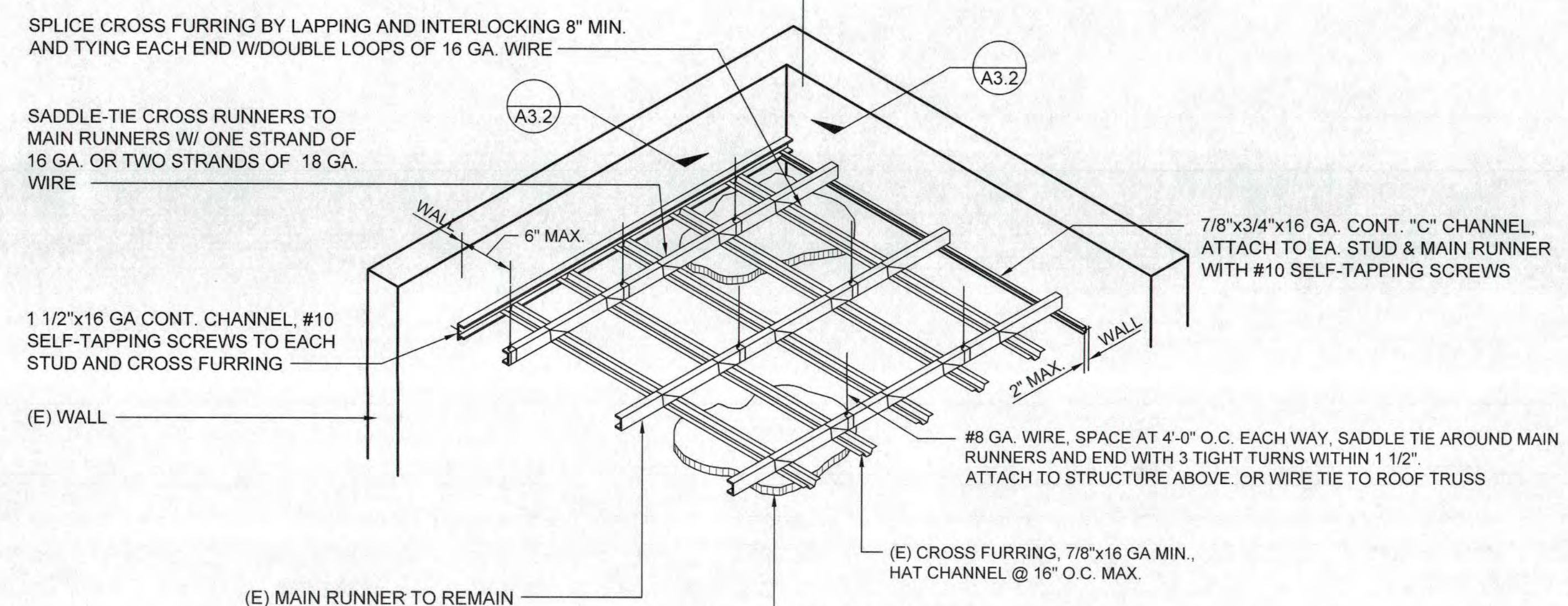
DETL_CELL

- SUSPENSION SYSTEM COMPONENTS SHALL COMPLY WITH ASTM C754:
 - FURRING CHANNEL SHALL CONSIST OF MIN. 25 GAGE 7/8" (HAT) FURRING CHANNELS (087F125-18) AT 2'-0" OC MAX. FURRING CHANNELS SHALL BE SADDLE TIED TO MAIN RUNNERS WITH 16 GAGE TIE WIRE OR A DOUBLE STRAND OF 18 GAGE TIE WIRE
 - FURRING CHANNELS SHALL BE SPLICED BY LAPPING IN ACCORDANCE WITH DETAIL 4/A3.2.
- SUSPENSION SYSTEM INSTALLATION SHALL COMPLY WITH ASTM C754:
 - CEILING GRID MEMBERS SHALL BE ATTACHED TO TWO (2) ADJACENT WALLS. MAIN RUNNERS AND FURRING CHANNEL SHALL BE AT LEAST 1 INCH CLEAR OF OTHER WALL. IF WALLS RUN DIAGONAL TO THE CEILING GRID SYSTEM RUNNERS, ONE END OF MAIN RUNNER AND FURRING SHOULD BE FREE WITH STANDARD CLEARANCES.
- LATERAL FORCE BRACING:
 - EXCEPTION: LATERAL FORCE BRACING MAY BE OMITTED FOR SUSPENDED ACOUSTICAL CEILING SYSTEMS WITH A CEILING AREA OF 144 SQ. FT. OR LESS, WHEN PERIMETER SUPPORT ARE PROVIDED AND PERIMETER WALLS ARE DESIGNED TO CARRY THE CEILING LATERAL FORCES.
- CEILING FIXTURES, TERMINALS, AND DEVICES:
 - ALL FIXTURES SHALL BE SUPPORTED DIRECTLY BY MAIN RUNNERS OR BY SUPPLEMENTAL FRAMING WHICH IS SUPPORTED BY MAIN RUNNERS AND POSITIVELY ATTACHED WITH SCREWS OR OTHER APPROVED CONNECTORS.
 - SURFACE MOUNTED FIXTURES SHALL BE ATTACHED TO A MAIN RUNNER WITH A POSITIVE CLAMPING DEVICE MADE OF MATERIAL WITH A MINIMUM OF 14 GAGE. ROTATIONAL SPRING CLAMPS DO NOT COMPLY.
 - SMALL ACCESS PANELS FOR THE INSPECTION, ADJUSTMENT, OR REPAIR OF UTILITY SWITCHES, VALVES, SENSORS, ETC. MAY BE ALLOWED IF THE PANEL IS LESS THAN 300 SQUARE INCHES. SUCH PANELS SHALL ALSO HAVE A PERMANENT WARNING LABEL AS FOLLOWS:
 - WARNING: DO NOT CLIMB, WALK, OR CRAWL ON THE GYPSUM BOARD CEILING.
 - WARNING: DO NOT STORE OR STOW ANYTHING ON THE GYPSUM BOARD CEILING
 - ALL LIGHT FIXTURES WEIGHING LESS THAN OR EQUAL TO 10 LB. SHALL HAVE ONE NO. 12 GAUGE SAFETY WIRE CONNECTED FROM FIXTURE HOUSING TO STRUCTURE ABOVE. IT IS NOT NECESSARY FOR THESE SAFETY WIRES TO BE TAUT.
 - ALL FIXTURES WEIGHING GREATER THAN 10 LB BUT LESS THAN OR EQUAL TO 56 LB. SHALL HAVE TWO NO. 12 GAUGE SAFETY WIRE CONNECTED FROM FIXTURE HOUSING TO STRUCTURE ABOVE. IT IS NOT NECESSARY FOR THESE SAFETY WIRES TO BE TAUT.
 - ALL FIXTURES WEIGHING GREATER THAN 56 LB. SHALL BE SUPPORTED DIRECTLY FROM STRUCTURE ABOVE BY APPROVED HANGERS.
- GYPSUM BOARD INSTALLATION SHALL COMPLY WITH ASTM C840-11:
 - GYPSUM BOARD SHALL CONSIST OF SINGLE-PLY 5/8" THICK IN ACCORDANCE WITH ASTM C11-10a.
 - GYPSUM BOARD SHALL BE INSTALLED PERPENDICULAR TO FURRING WITH SCREWS AT 12" ON CENTER MAXIMUM, IN ACCORDANCE WITH ASTM C840-11.
 - GYPSUM BOARD SHALL BE ATTACHED TO FURRING/FRAMING WITH ASTM C1002-07 TYPE S (ASTM A568-11b GRADES 1018 TO 1022) SCREWS (NOT LESS THAN, NO. 6, WITH MAJOR DIAMETER NOT LESS THAN 0.136 IN).
- SUSPENDED PLASTER CEILINGS - 1" METAL LATH AND CEMENT PLASTER PROVIDE 2 HOUR FIRE RESISTIVE PERIODS OF CEILING PROTECTION FOR STEEL ROOF MEMBERS (UBC TABLE NO. 43-A)
- SUSPENDED GYPSUM BOARD CEILINGS - UL 1504

1 CEILING GENERAL NOTES



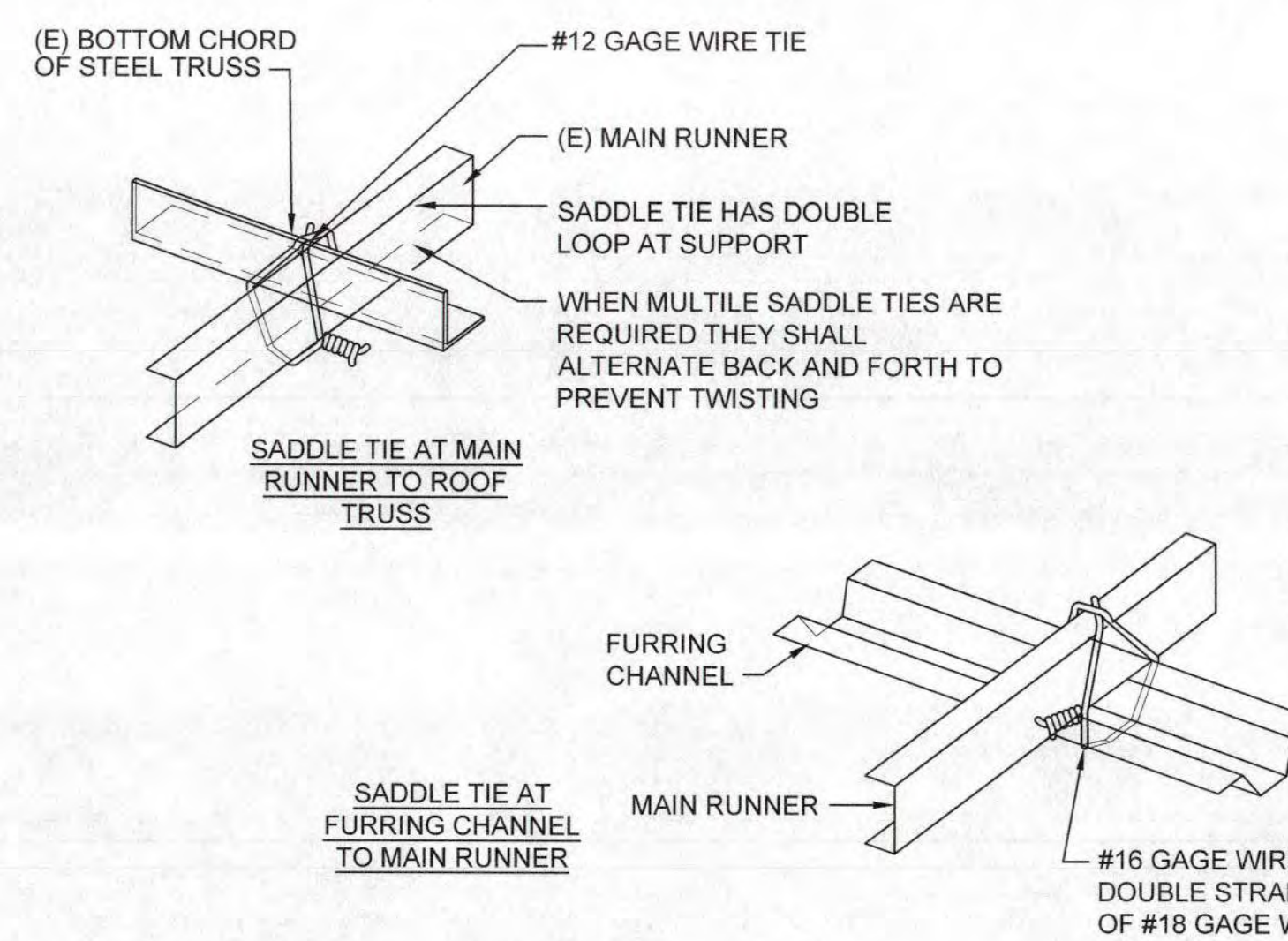
DETL_CELL



6 SUSPENDED GWB CEILING

SCALE: NONE

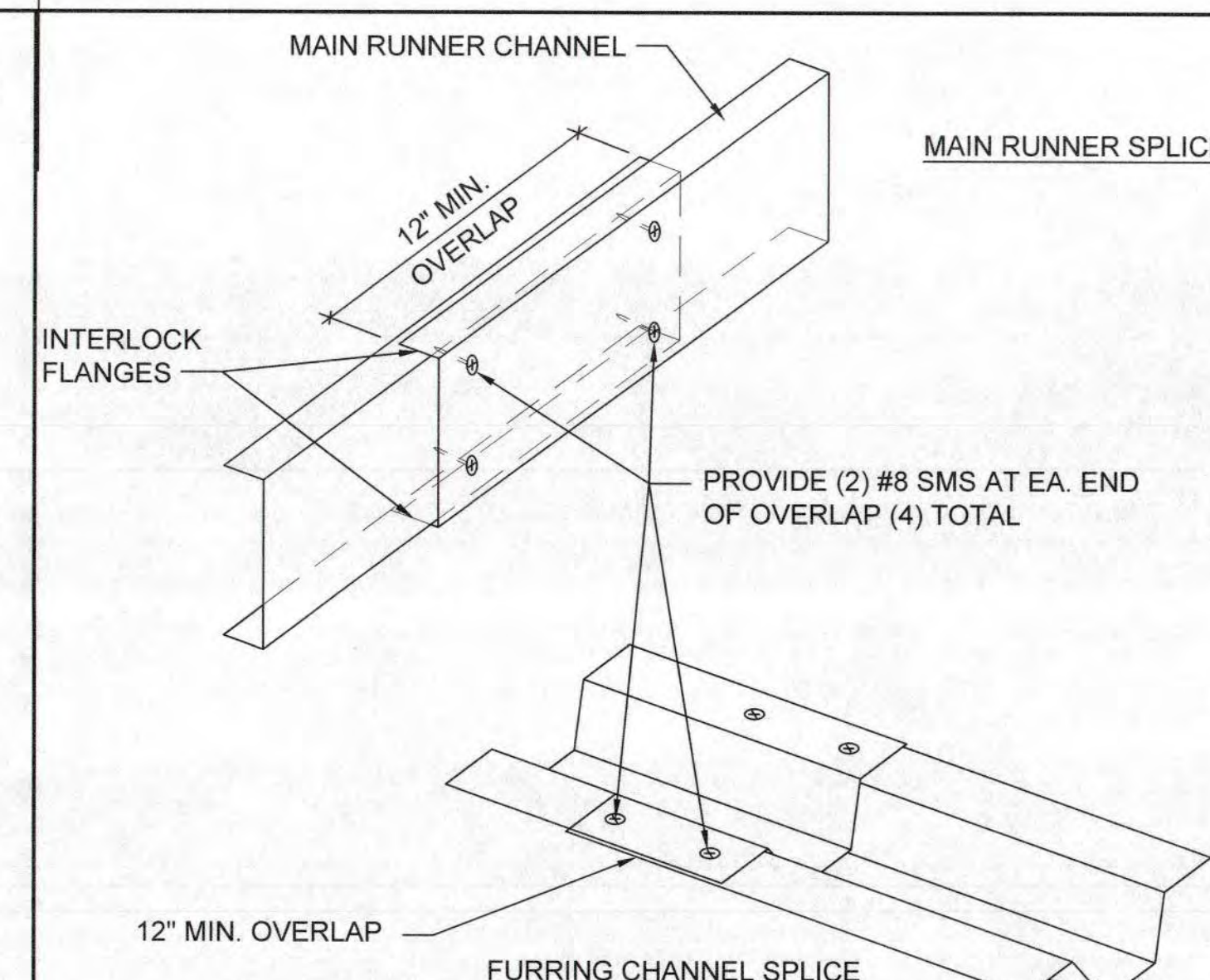
DETL_CELL



7 SADDLE TIE DETAILS

SCALE: NONE

DETL_CELL



8 SPLICE DETAILS

SCALE: NONE

DETL_CELL

DSA STAMP

State of California
Department of General Services
Real Estate Services Division
DGS
Project Management Branch
707 Third Street, Suite 3-305
Sacramento, California 95805
Project Director:
(916) 443-9848 (Phone)
(916) 376-1677 (Fax)
www.dgs.ca.gov

Approval of this plan does not authorize or approve any revision or deviation from the specifications. Final approval is subject to field inspection. One set of approved plans shall be available on the project site at all times.
JUN 13 2022
OFFICE OF THE STATE FIRE MARSHAL
APPROVED (SEAL AND SIGNATURE ONLY)
Reviewed by:
Jason Chavez, DGM III



JCCA J.C. CHANG & ASSOCIATES, INC.
ENGINEERS • ARCHITECTS • PLANNERS
385 VAN NESS AVENUE, SUITE 208 TORRANCE, CALIFORNIA 90501
PH (310) 212-7644 FAX (310) 212-6272

| | | |
|---------------|----------------|-----------------------|
| JCCA #17038-1 | | |
| Issue: | 18-S-1084-C-P1 | |
| No. | Date | Description |
| - | 11/01/21 | FINAL DRAWINGS V1 |
| PH1 | 3/2/22 | FINAL DRAWINGS V2 |
| PH2 | 5/12/22 | FINAL DRAWINGS V1 |
| R1 | 6/3/22 | FINAL DRWGS - PH1 & 2 |

Project
DSH-METROPOLITAN
SNF BLDG
RE-ROOF LEAK
DAMAGE REPAIR
PROJECT
11401 Bloomfield Ave.
Norwalk, CA. 90650
Los Angeles County

DGS PROJECT # DGS00000142412C
SFM FAC #19-19-43-0002

| | | | |
|------------|-------------------|-------|---------|
| Supervisor | Designed | Drawn | Checked |
| MJK | | | MJK |
| File Date | Vault File Number | | |

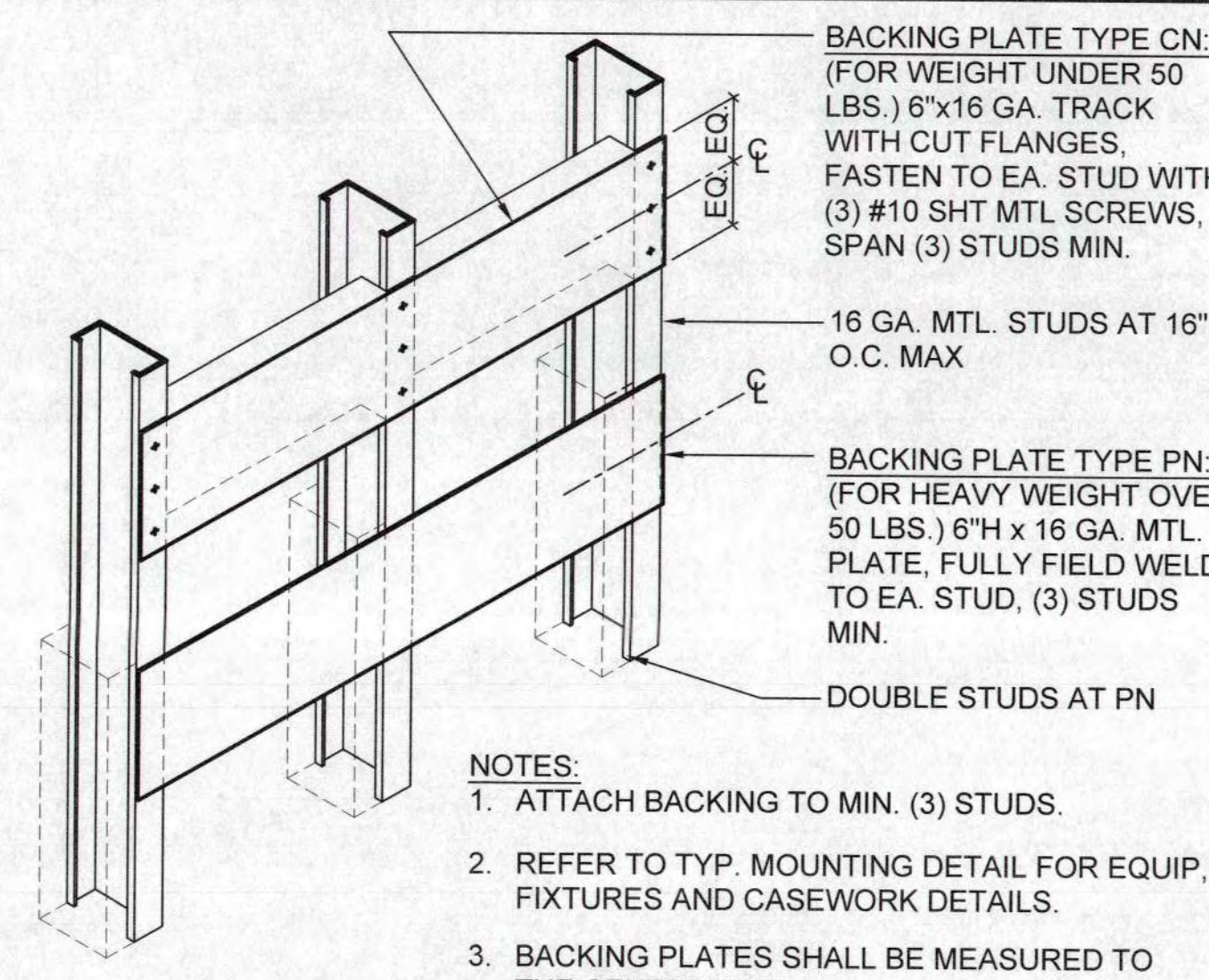
Sheet Title
DETAILS

| | |
|---------------------|------------|
| DSA Building Number | Work Order |
| | |

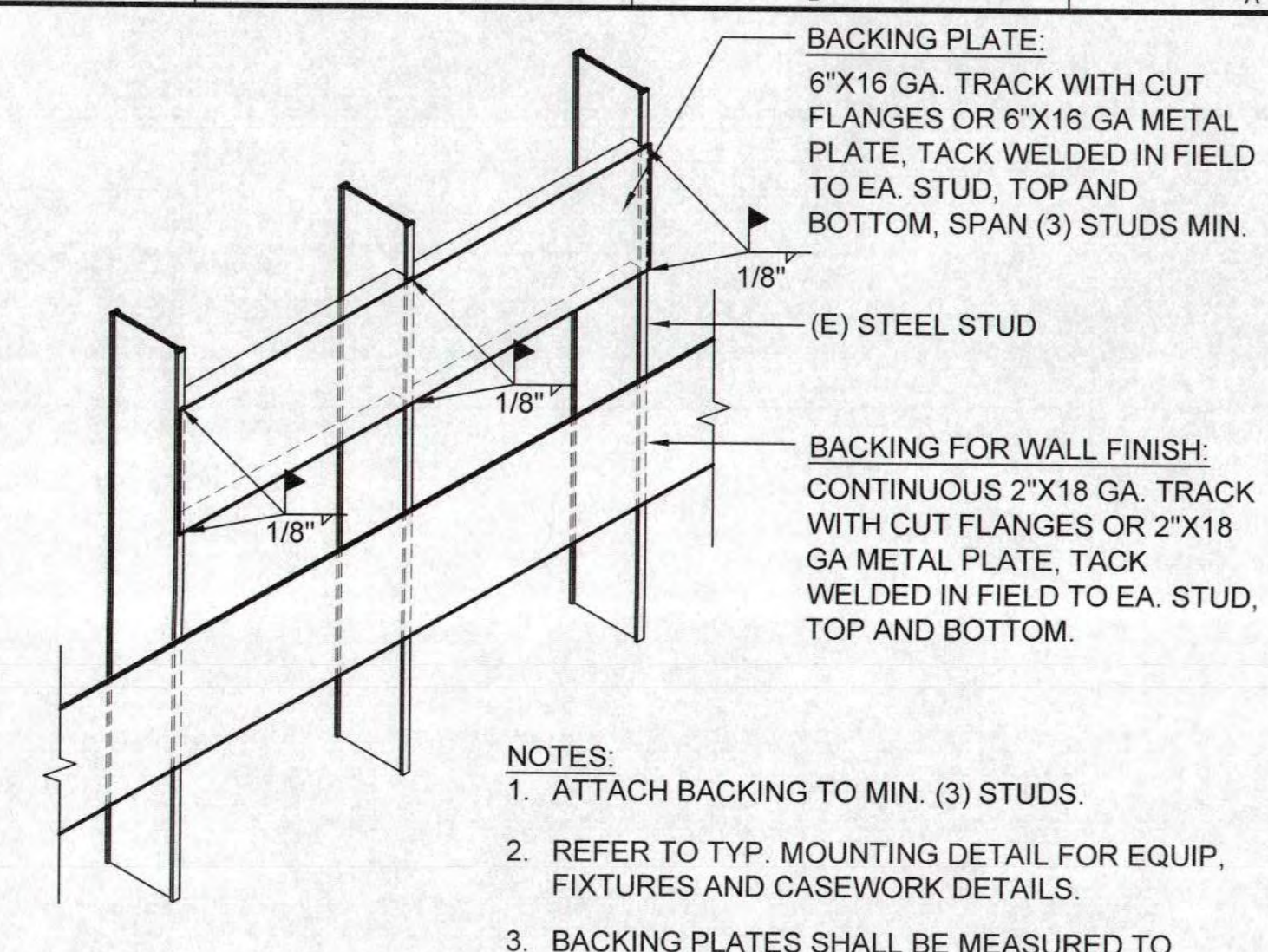
| | |
|-----------------|--------------|
| Reference North | Sheet Scale |
| | AS SHOWN |
| | Sheet Number |

A3.2

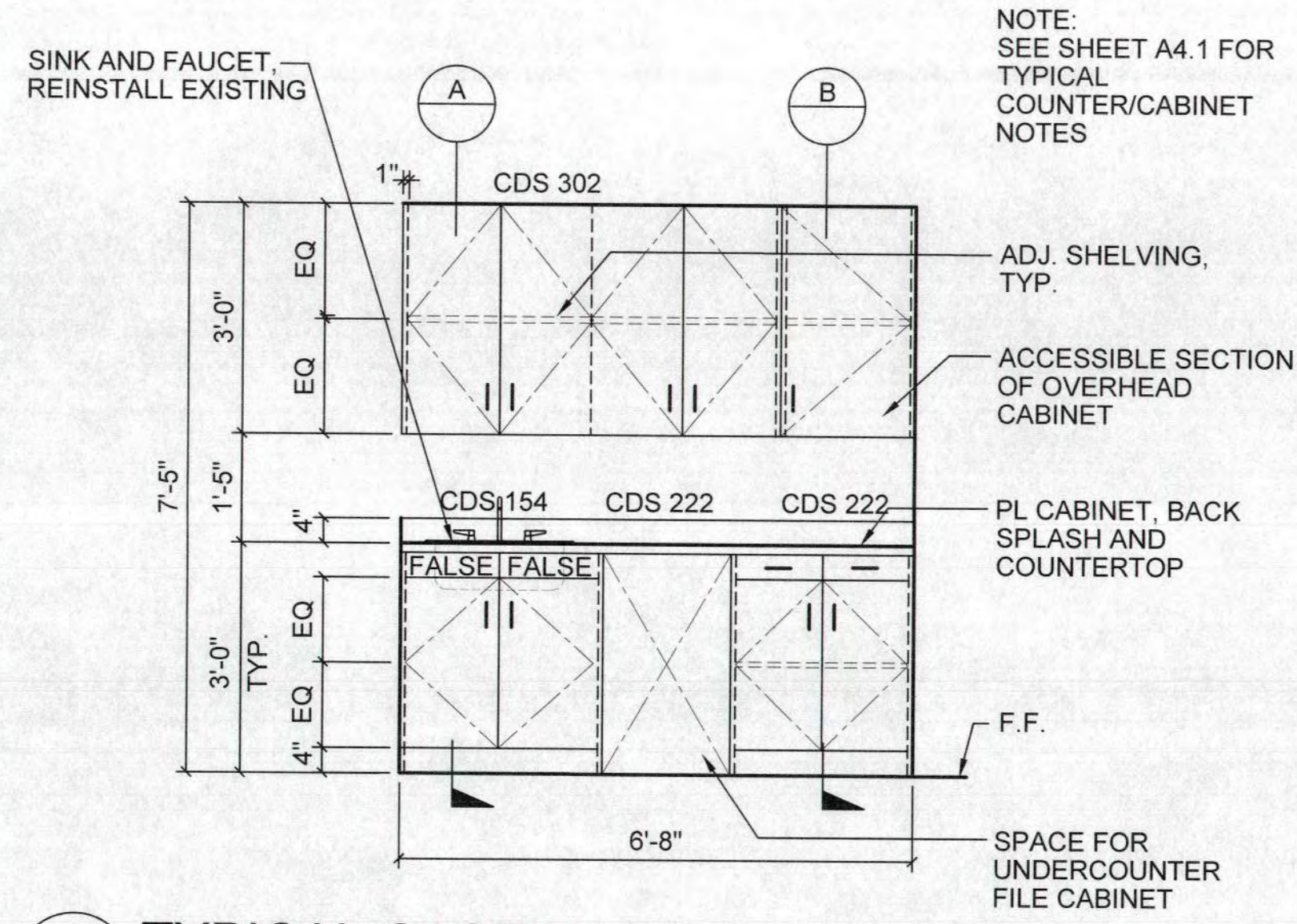
DATE PLOTTED: 06/01/2022 11:25:00 AM
SCALE: 1/4" = 1'-0" (1/4" = 1'-0")
FILE: P:\17038-1\FloorLeak_Ceiling_Repair_SNF_DSH-MetroCAD\170381A32.dwg



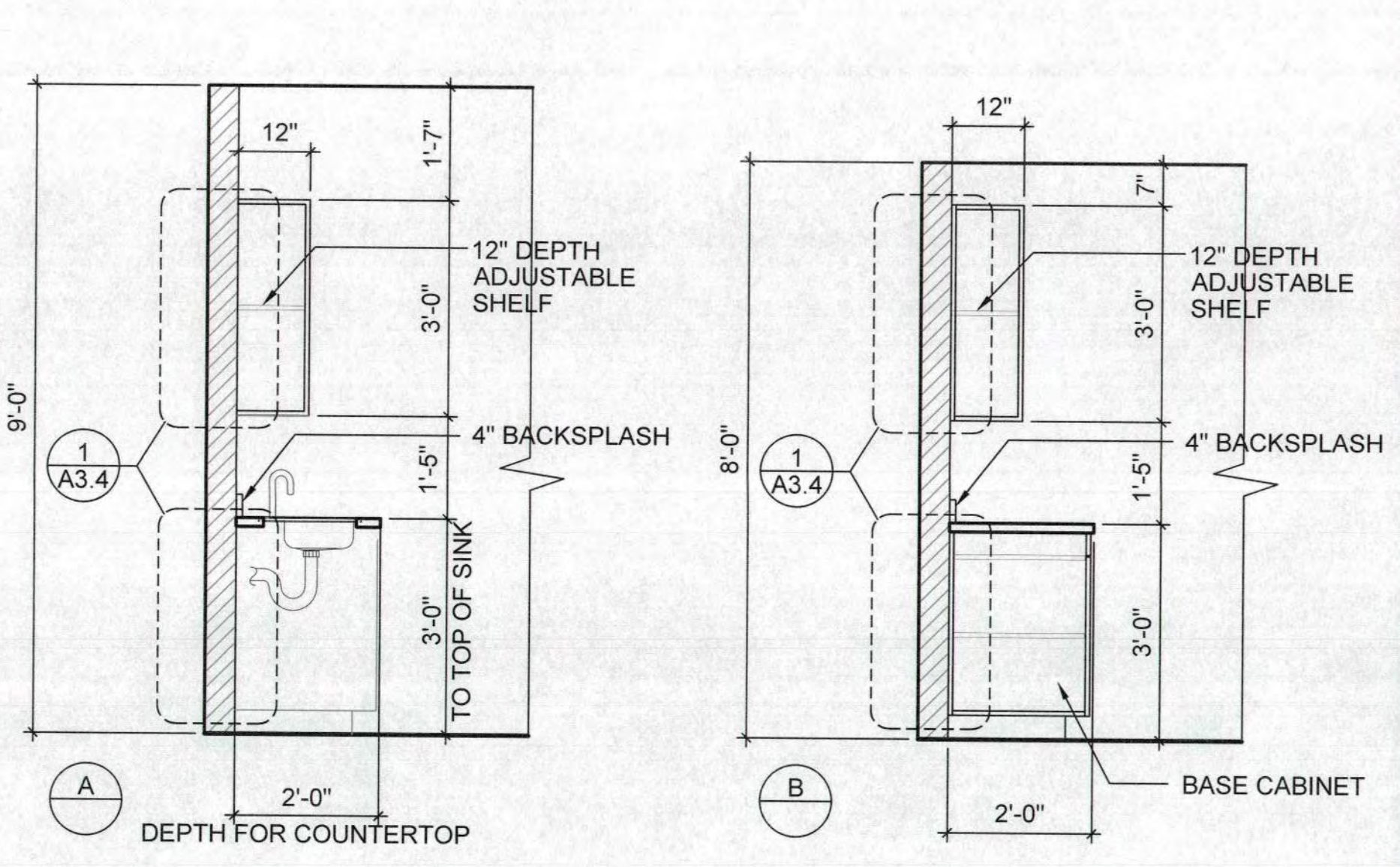
1B TYPICAL BACKING PLATE
 A3.4 SCALE: 0 2 4 6 INCHES 12
 1-1/2" = 1'-0" 10-002



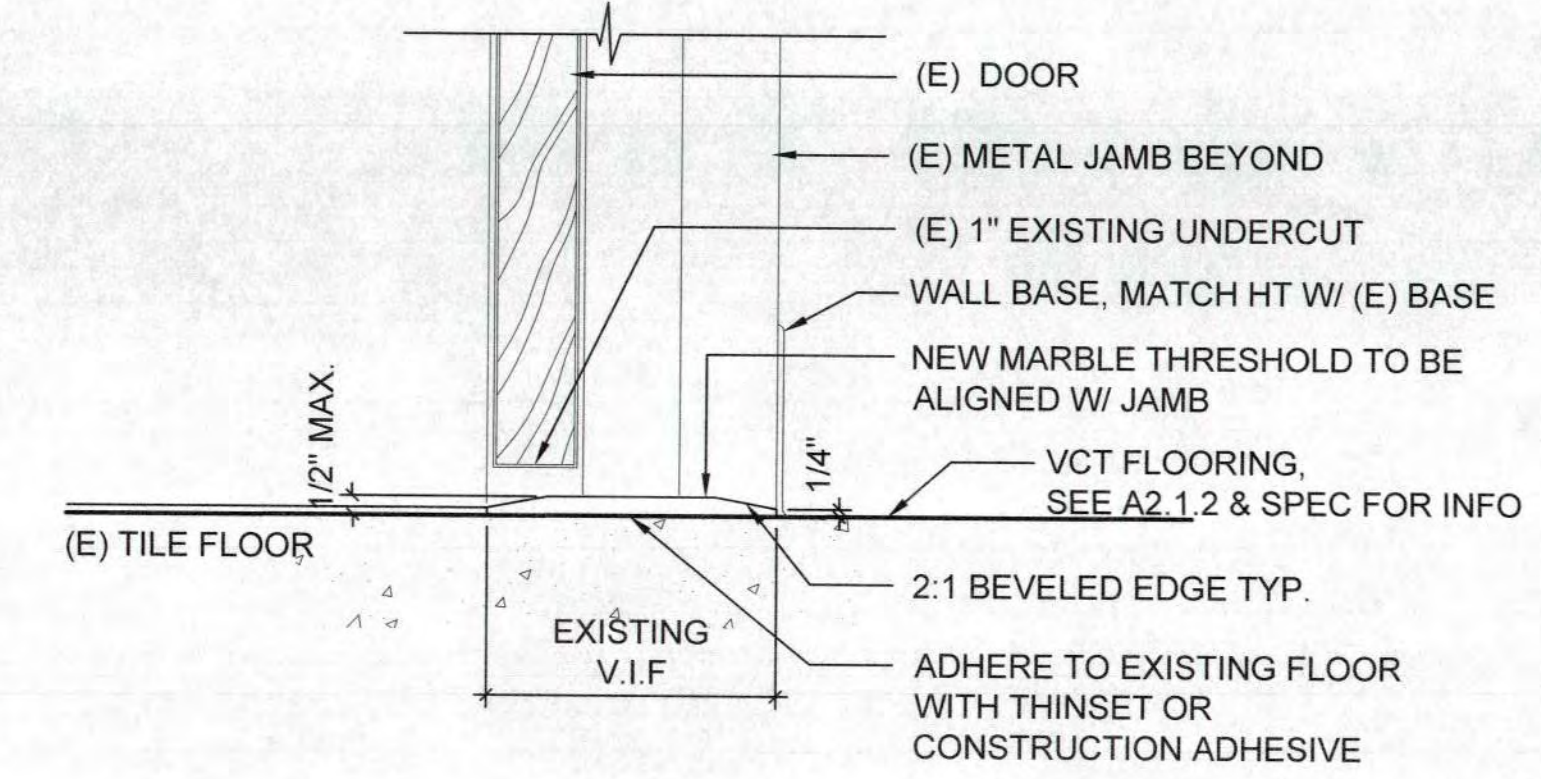
1A BACKING DETAIL FOR STEEL STUD
 A3.4 SCALE: 0 2 4 6 INCHES 12
 1-1/2" = 1'-0" REVISED



2 TYPICAL CASEWORK
 A3.4 SCALE: 0 1 2 3 FEET 4
 1/2" = 1'-0"



2 DETL_CELL



3 VCT FLOORING & THRESHOLD
 A3.4 SCALE: 0 1 2 4 INCHES 8
 3" = 1'-0"

DSA STAMP

State of California
 Department of General Services
 Real Estate Services Division
DGS
 Project Management Branch
 707 Third Street, Suite 3-305
 Sacramento, California 95805
 Project Director:
 (916) 443-9848 (Phone)
 (916) 376-1677 (Fax)
 www.dgs.ca.gov

Approval of this plan does not authorize or approve any construction or deviation from applicable regulations. Final approval is subject to field inspection. One set of approved plans shall be available on the project site at all times.
 JUN 13 2022
 OFFICE OF THE STATE FIRE MARSHAL
 APPROVED FOR PERMITS ONLY
 Reviewed by: Jason Chavez, DFM III



JCCA J.C. CHANG & ASSOCIATES, INC.
 ENGINEERS • ARCHITECTS • PLANNERS
 385 VAN NESS AVENUE, SUITE 208 PH (916) 212-7644
 TORRANCE, CALIFORNIA 90501 FAX (916) 212-9272

JCCA #17038-1

| Issue | Date | Description |
|-------|----------|-----------------------|
| - | 11/01/21 | FINAL DRAWINGS V1 |
| PH1 | 3/2/22 | FINAL DRAWINGS V2 |
| PH2 | 5/12/22 | FINAL DRAWINGS V1 |
| R1 | 6/3/22 | FINAL DRWGS - PH1 & 2 |

Project
DSH-METROPOLITAN SNF BLDG RE-ROOF LEAK DAMAGE REPAIR PROJECT
 11401 Bloomfield Ave.
 Norwalk, CA. 90650
 Los Angeles County
 DGS PROJECT # DGS00000142412C
 SFM FAC #19-19-43-0002

| Supervisor | Designed | Drawn | Checked |
|------------|----------|-------|---------|
| MJK | | MJK | MJK |

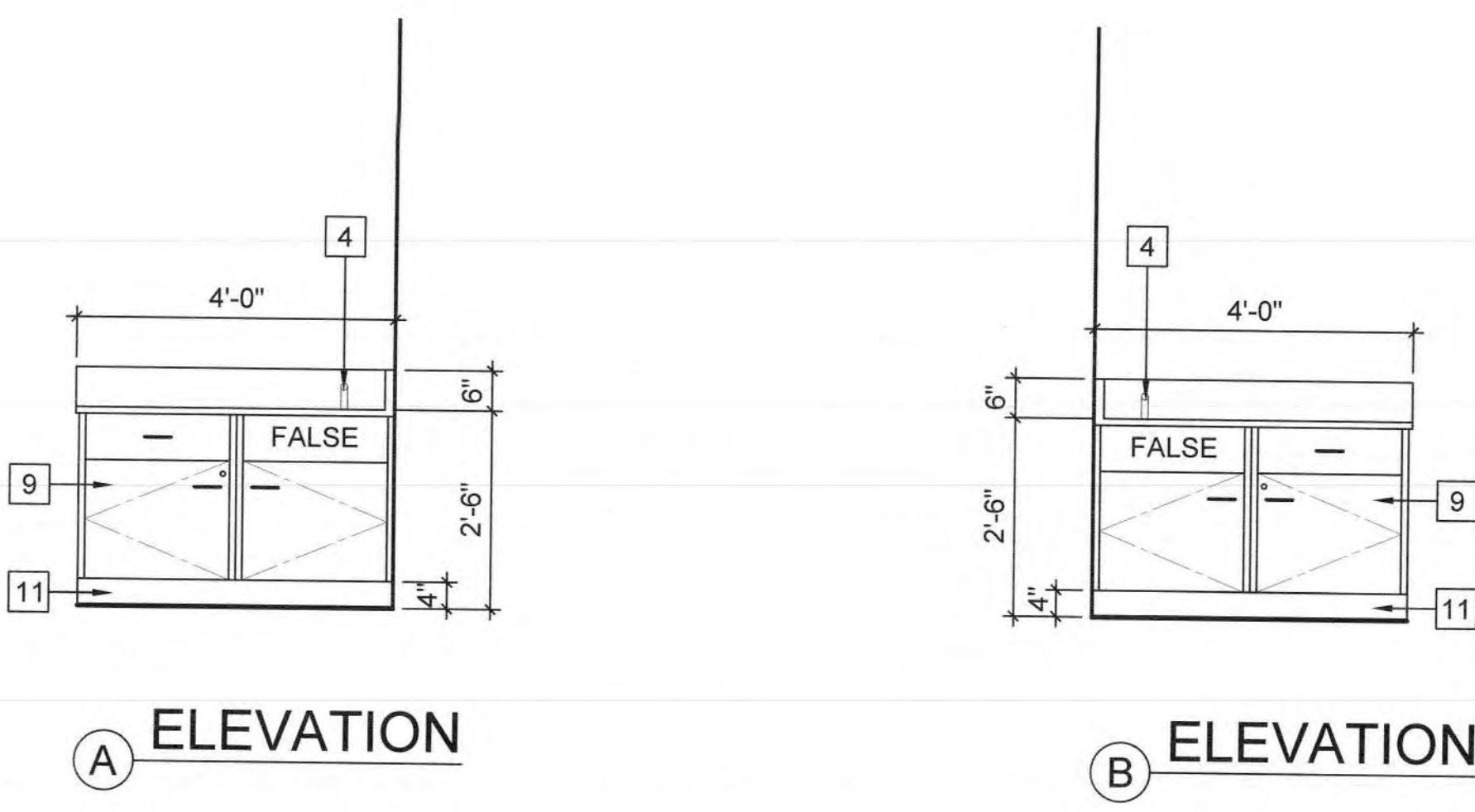
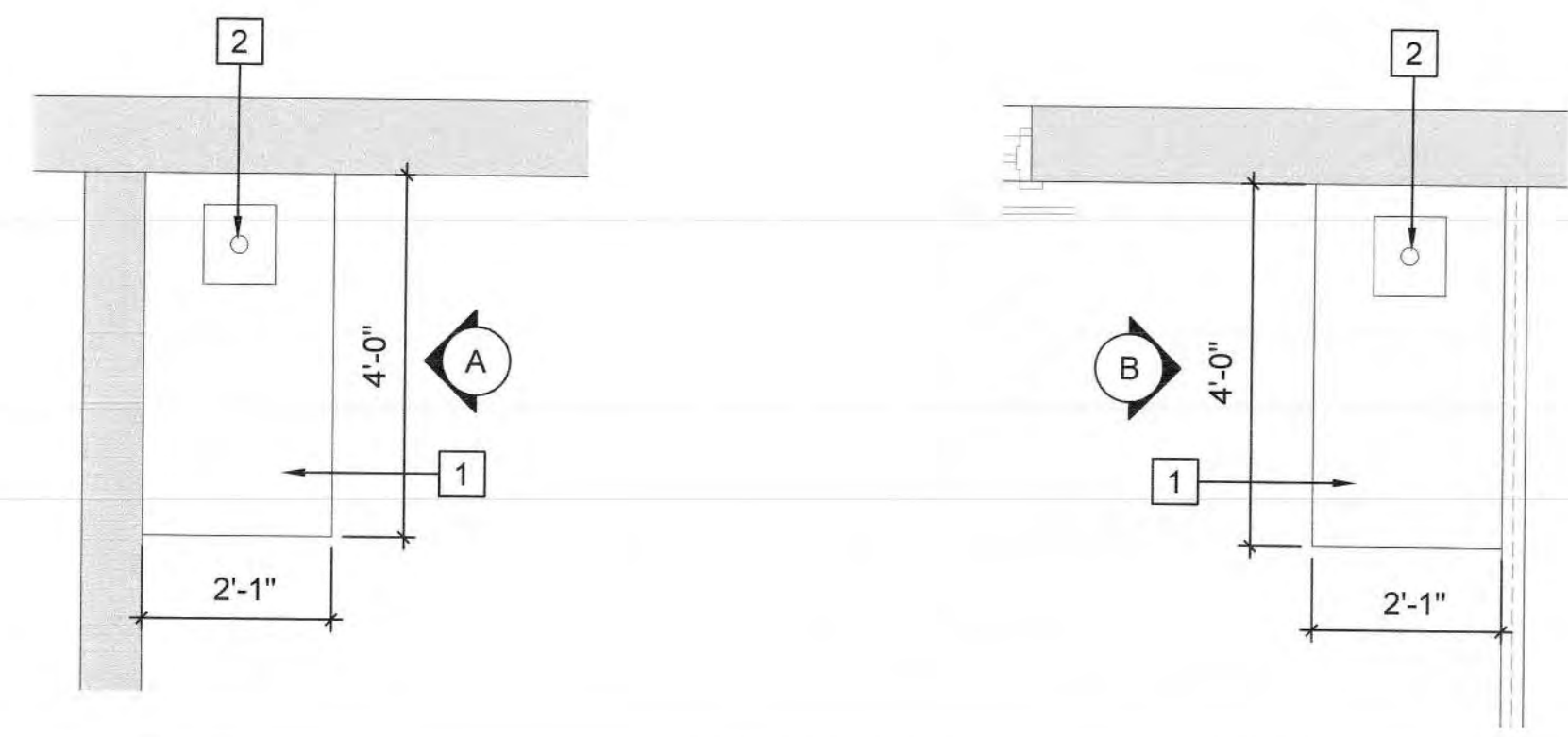
File Date - Vault File Number -

Sheet Title
DETAILS

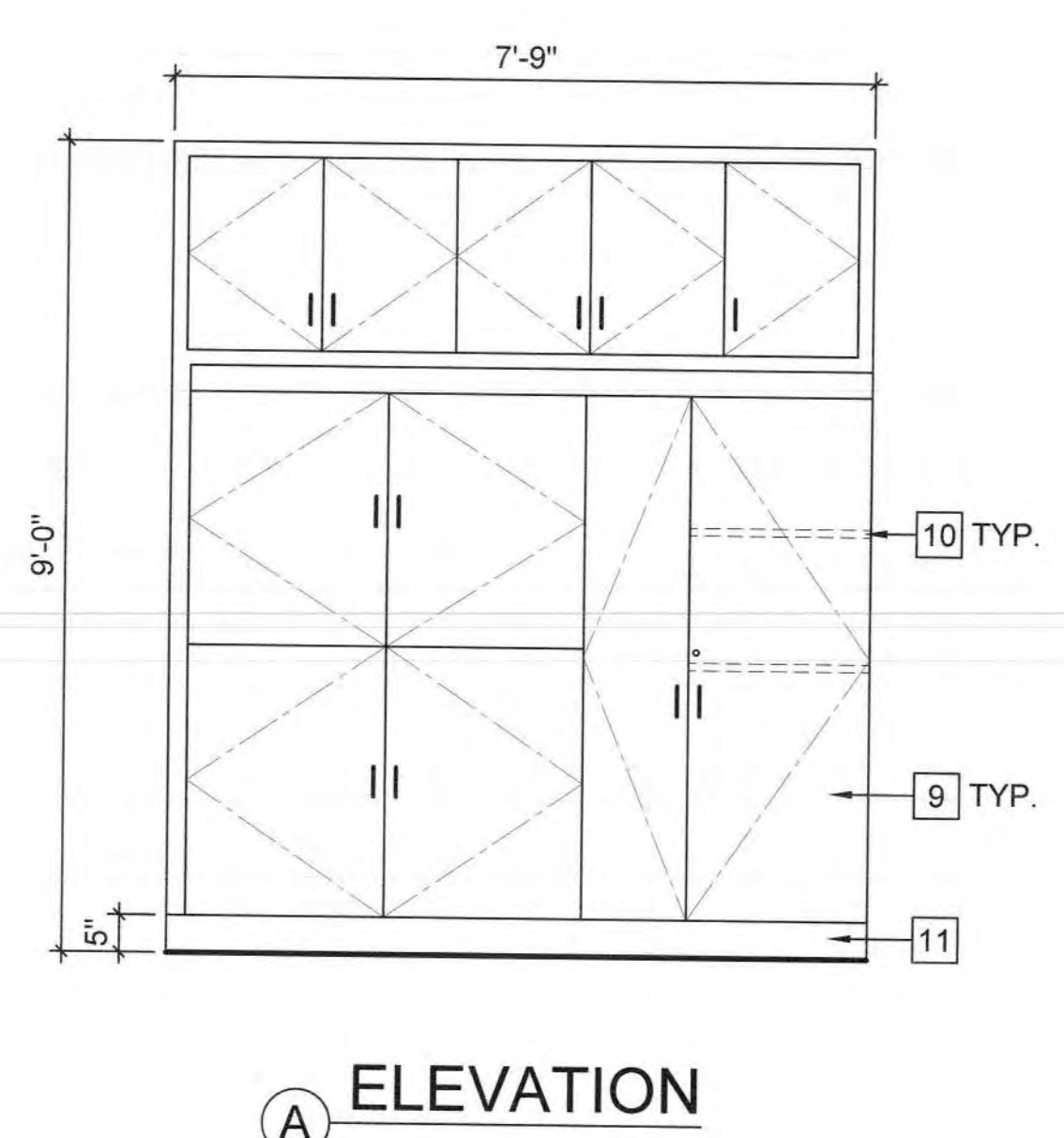
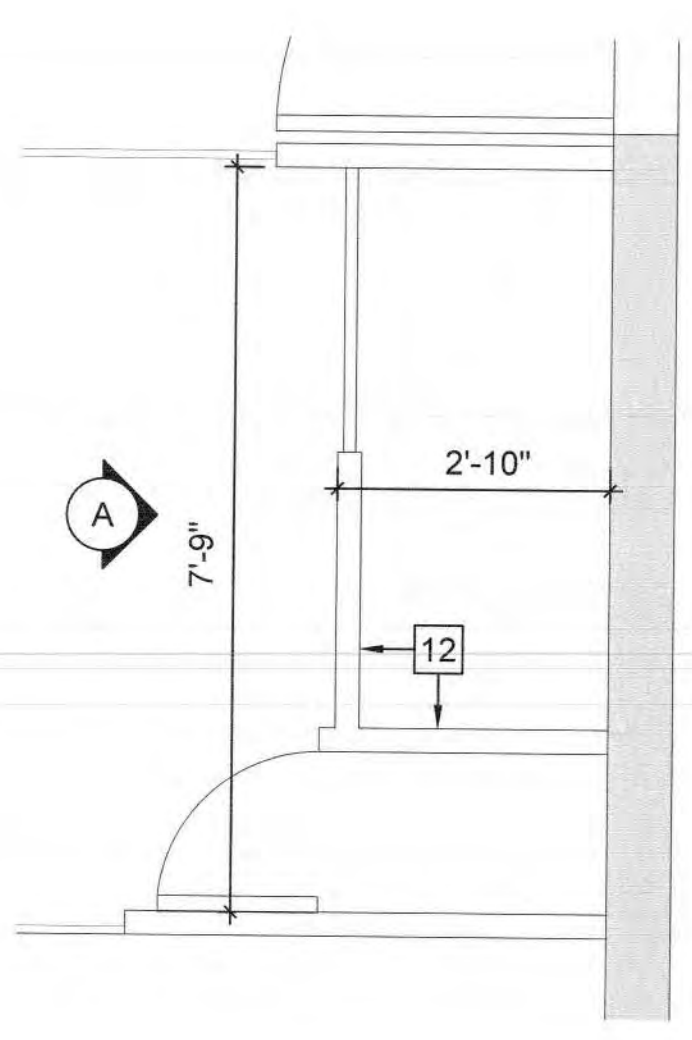
DSA Building Number - Work Order -

Reference North - Sheet Scale - AS SHOWN

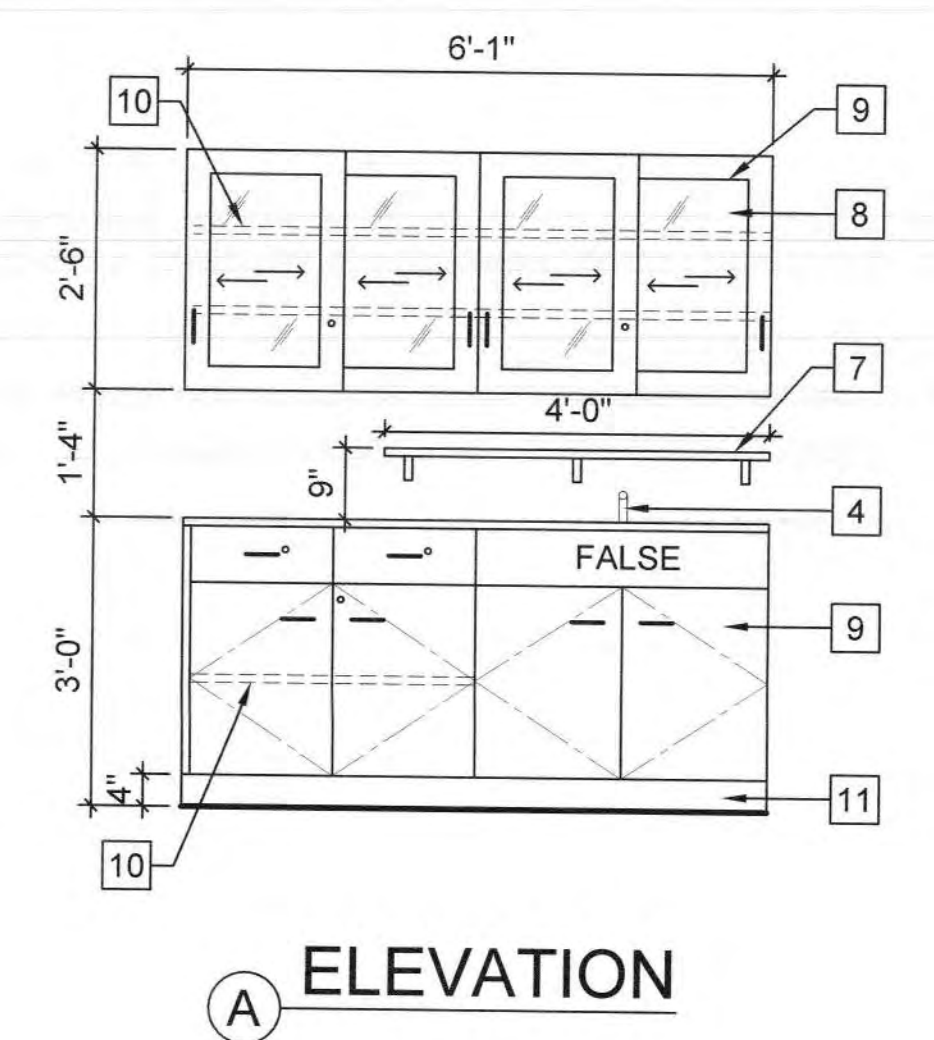
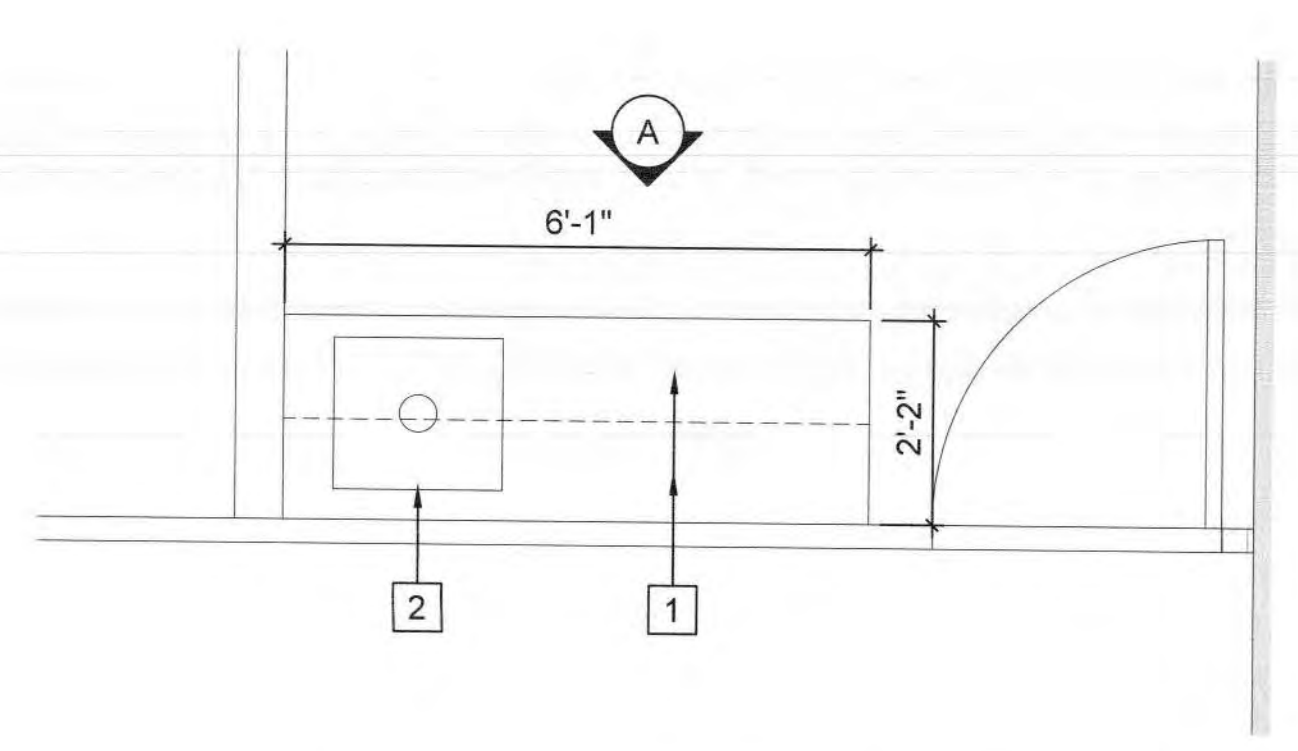
Sheet Number
A3.4



1 DINING ENLARGED FLOOR PLAN - UNIT A
A4.1 SCALE: 0 1 2 3 FEET 4
1/2" = 1'-0"



2 ROOM 149 ENLARGED FLOOR PLAN - UNIT A
A4.1 SCALE: 0 1 2 3 FEET 4
1/2" = 1'-0"




3 ROOM 160 ENLARGED FLOOR PLAN - UNIT A
A4.1 SCALE: 0 1 2 3 FEET 4
1/2" = 1'-0"

NEW WORK KEYNOTES:

- (E) - EXISTING
- (N) - NEW
- 1 PLASTIC-LAMINATED CASEWORK. SEE NOTE BELOW.
- 2 REMOVE AND REINSTALL (E) SINK ON NEW CABINET.
- 3 METAL FILE CABINET
- 4 REINSTALL FOOT-OPERATED OR HANDS-FREE FAUCET
- 5 COVER PLATE MATCHING NEW CASEWORK FINISH
- 6 FOOTREST UNDER DESK
- 7 WALL-MOUNTED SHELF
- 8 TEMPERED GLASS DOORS
- 9 DOOR HARDWARE AND ACCESSORIES. SEE NOTE BELOW.
- 10 ADJUSTABLE SHELF
- 11 TOE BASE
- 12 BUILT-IN CASEWORK

NOTES:

1. SEE SPECIFICATION SECTION 123216 & 123623.13 FOR CASEWORK INFORMATION. PROVIDE SHOP DRAWINGS FOR ALL CASEWORK AS DESCRIBED IN THE SPECIFICATIONS.
2. PROVIDE LIKE-FOR-LIKE CASEWORK IN MATERIAL, CONSTRUCTION, AND SIZE. IF NOT AVAILABLE, NOTIFY THE PROJECT MANAGER AND ARCHITECT WITH RFI, INCLUDING THE PROPOSED REPLACEMENT.
3. PROVIDE SAME TYPE OF HARDWARE TO NEW CASEWORK. IF NOT AVAILABLE, SUBMIT REPLACEMENT PRODUCT TO PROJECT MANAGER AND ARCHITECT FOR APPROVAL.
4. PROVIDE A LOCK ON ALL CASEWORK. COORDINATE WITH PROJECT MANAGER AND FACILITY MANAGER FOR KEY.
5. ALL CASEWORK CONSTRUCTION SHALL MEET THE SEISMIC REQUIREMENT OF MOST RECENT CBC AND HCAI.



State of California
Department of General Services
Real Estate Services Division

DGS

Project Management Branch
707 Third Street, Suite 3-305
Sacramento, California 95605
Project Director:
(916) 443-9848 (Phone)
(916) 376-1677 (Fax)
www.dgs.ca.gov

Approval of this plan does not constitute or approve any emission or objection from applicable regulations. Final approval is subject to field inspection. One set of approved plans shall be available on the project site at all times.

JUN 13 2022

OFFICE OF THE STATE FIRE MARSHAL
APPROVED FOR PERMITS ONLY
Reviewed by:
Jason Chavez, DGF#111



JCCA J.C. CHANG & ASSOCIATES, INC.
ENGINEERS • ARCHITECTS • PLANNERS
205 VAN NESS AVENUE, SUITE 208 PH (310) 212-7644
TORRANCE, CALIFORNIA 90501 FAX (310) 212-6272

JCCA #17038-1

| No. | Date | Description |
|-----|----------|-----------------------|
| - | 11/01/21 | FINAL DRAWINGS V1 |
| PH1 | 3/2/22 | FINAL DRAWINGS V2 |
| PH2 | 5/12/22 | FINAL DRAWINGS V1 |
| R1 | 6/3/22 | FINAL DRWGS - PH1 & 2 |

Project
DSH-METROPOLITAN SNF BLDG RE-ROOF LEAK DAMAGE REPAIR PROJECT

11401 Bloomfield Ave.
Norwalk, CA. 90650
Los Angeles County

DGS PROJECT # DGS0000142412C
SFM FAC #19-19-43-0002

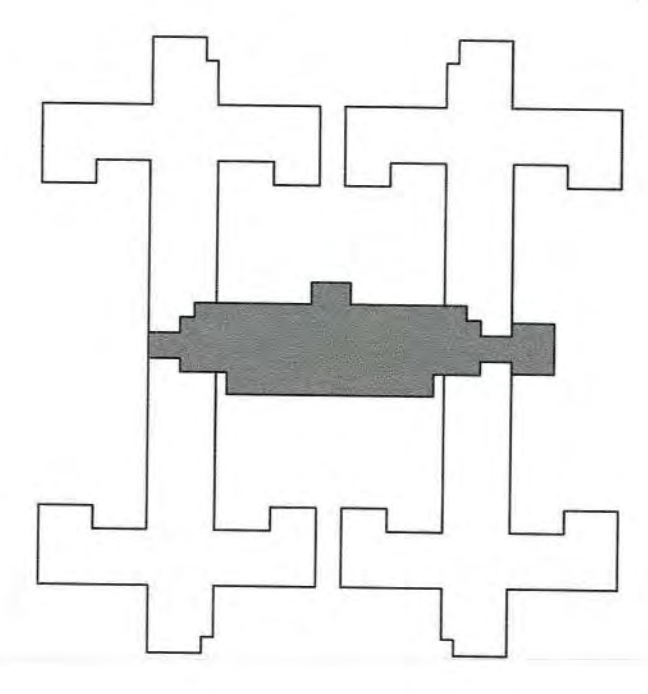
| Supervisor | Designed | Drawn | Checked |
|------------|----------|-------|---------|
| MJK | | JH/VL | MJK |

File Date: _____ Vault File Number: _____

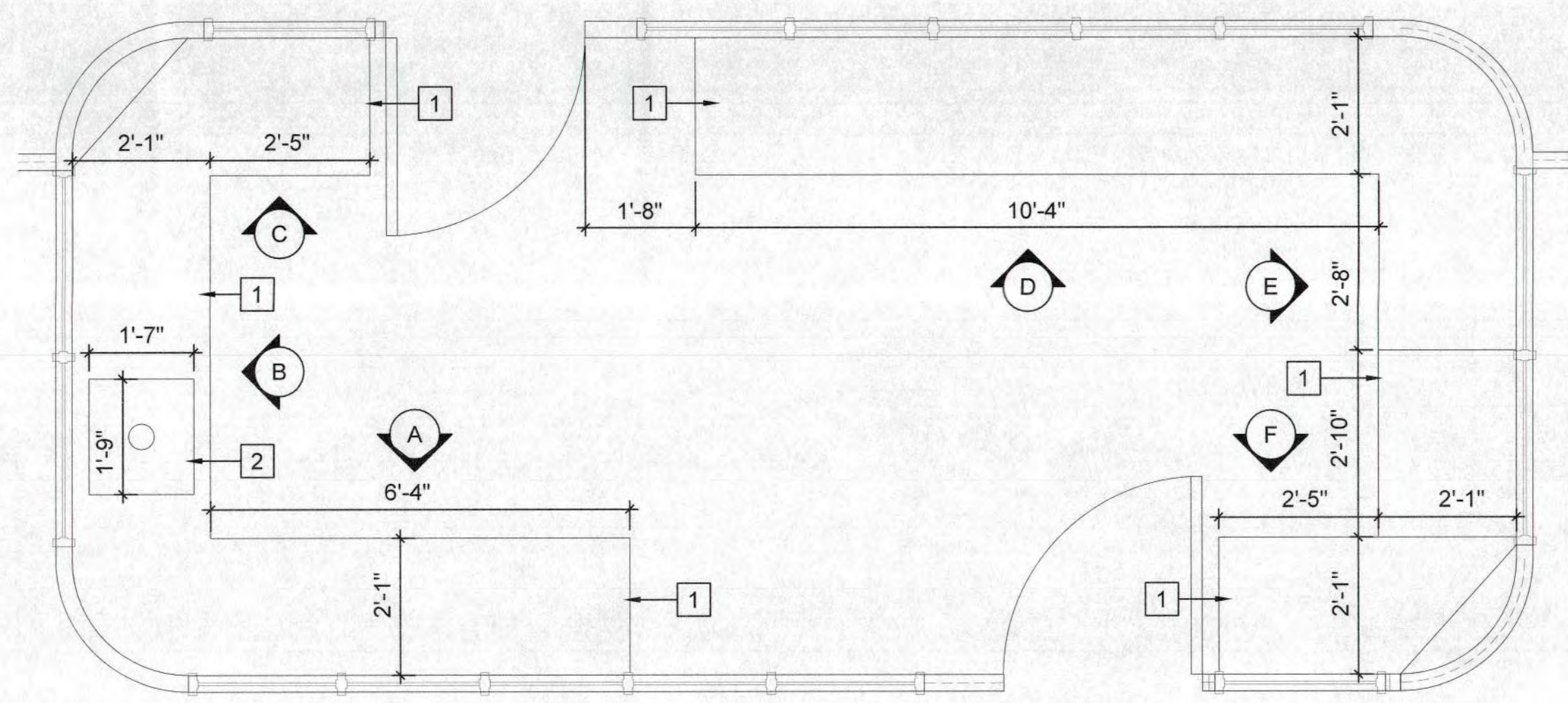
Sheet Title:
UNIT A ENLARGED CABINETS PLANS AND ELEVATIONS

DSA Building Number: _____ Work Order: _____

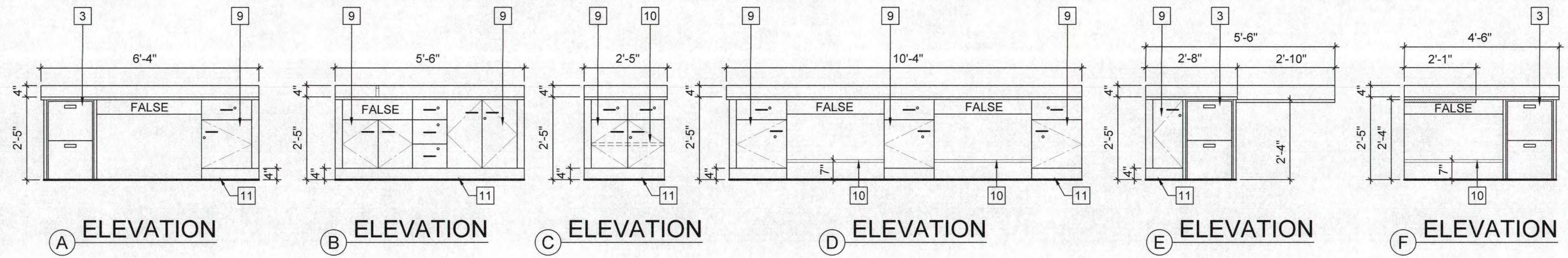
Reference North: _____ Sheet Scale: AS SHOWN
Sheet Number: A4.1



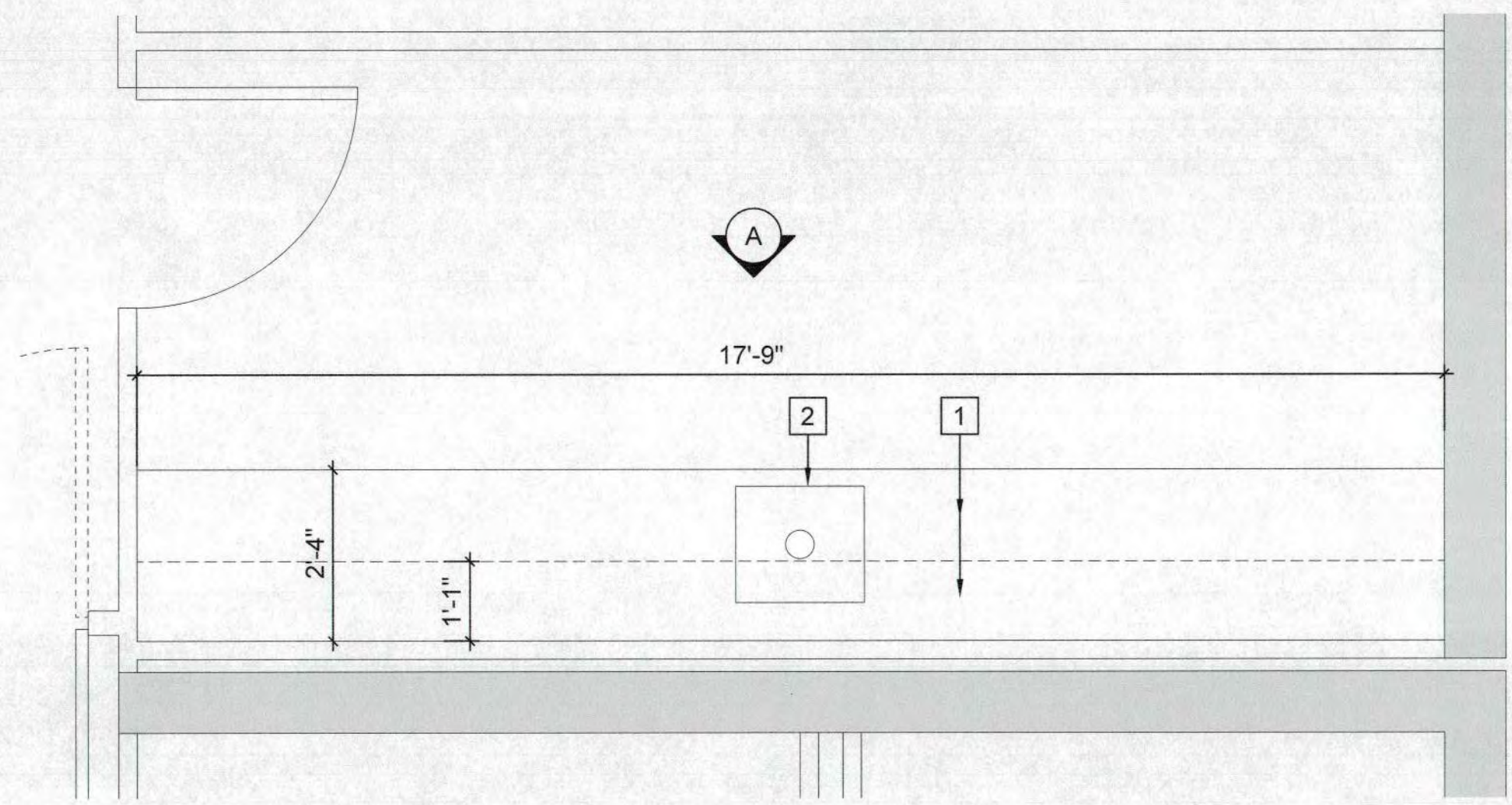
DATE/TIME: 02 Jun 2022, 11:20AM
FILE: P:\17038-1\Floor Leak Repair_SNF_DSH-Metro\CA\17038-1\A4.dwg



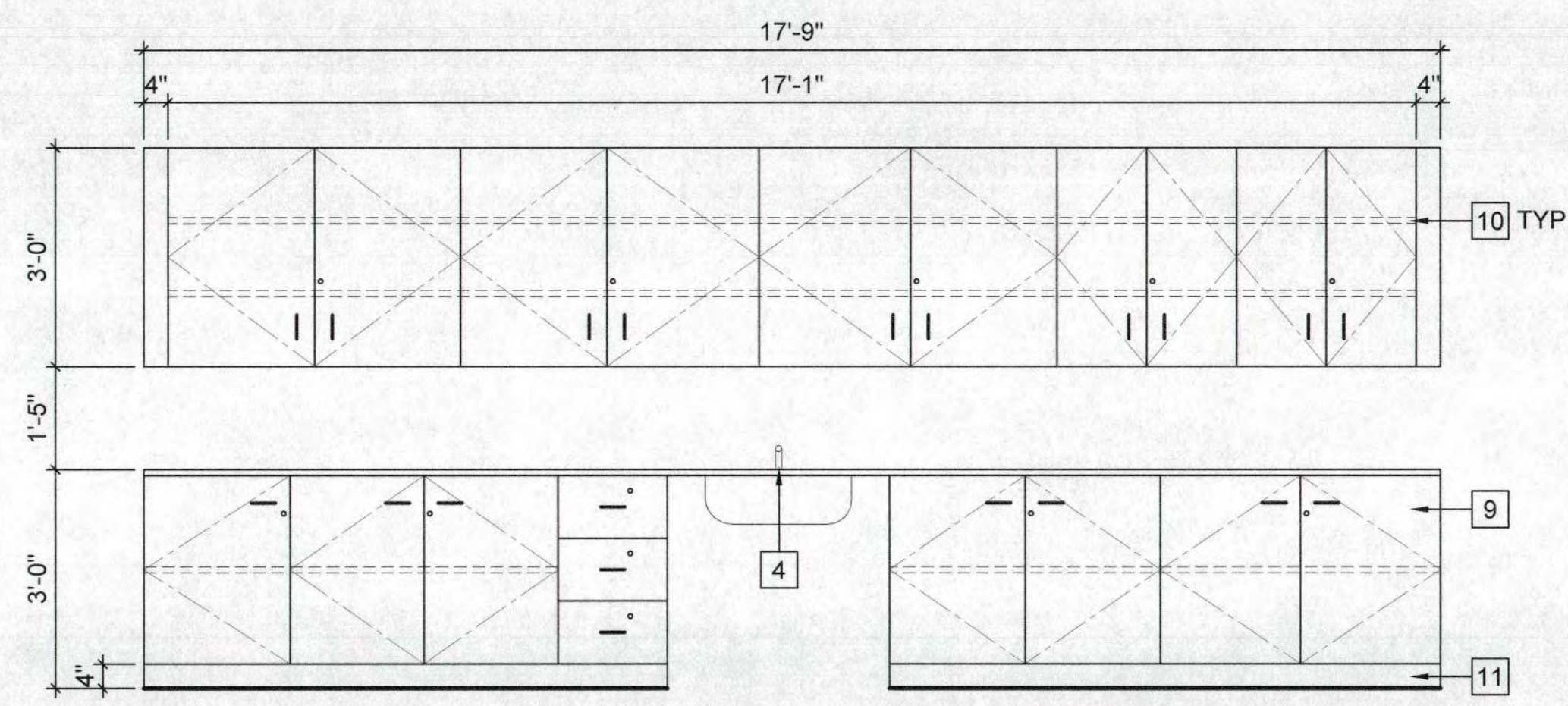
1 NURSE'S STATION ENLARGED FLOOR PLAN - UNIT 417
 A4.2 SCALE: 0 1 2 3 FEET 4
 1/2" = 1'-0"



(A) ELEVATION (B) ELEVATION (C) ELEVATION (D) ELEVATION (E) ELEVATION (F) ELEVATION



2 MEDICATION ROOM ENLARGED FLOOR PLAN - UNIT 417
 A4.2 SCALE: 0 1 2 3 FEET 4
 1/2" = 1'-0"



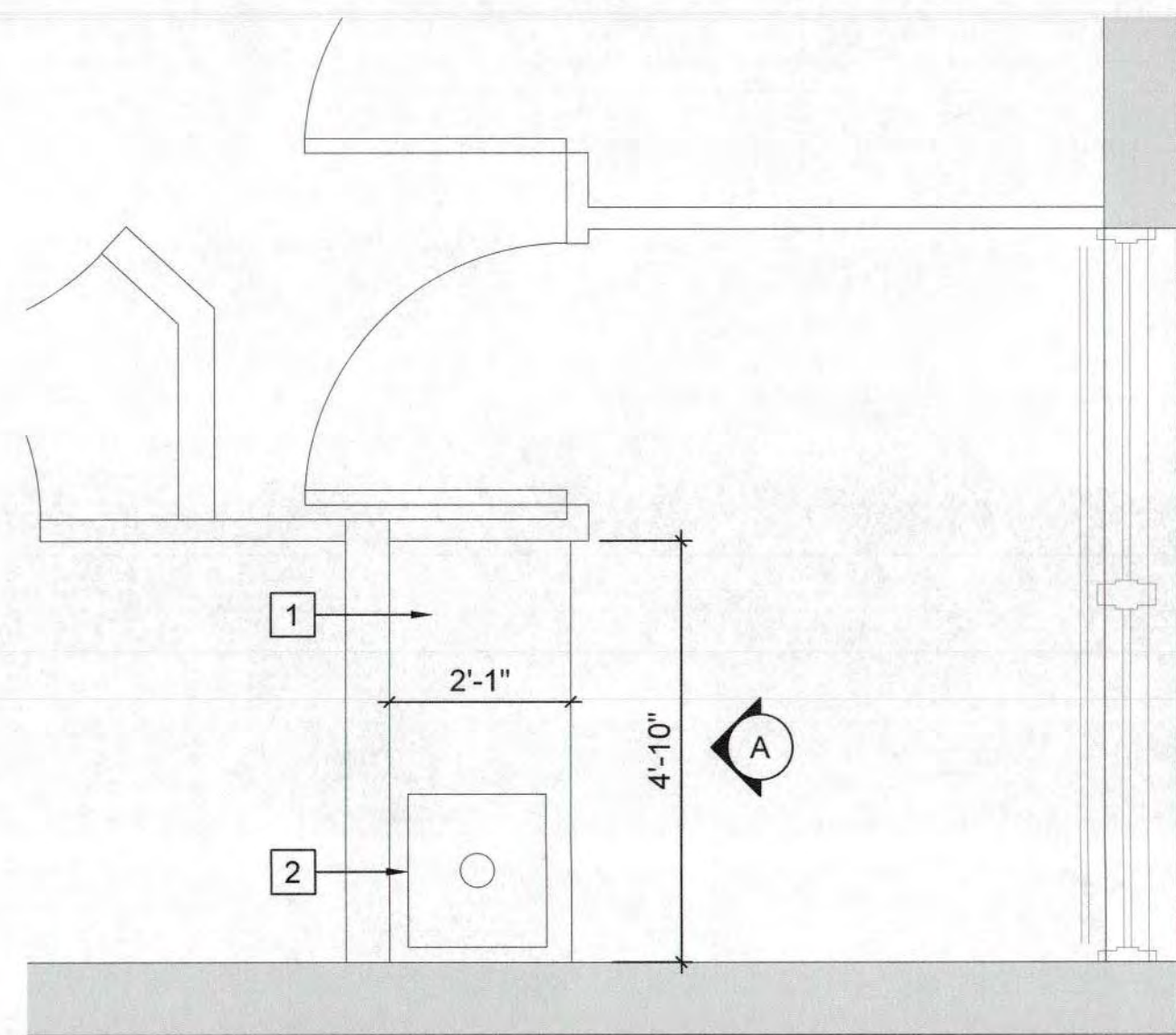
(A) ELEVATION

NEW WORK KEYNOTES:

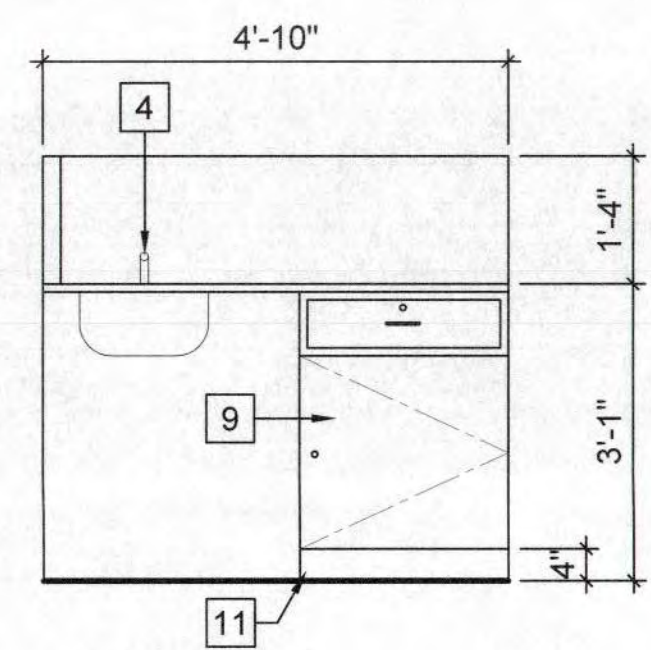
- (E) - EXISTING
- (N) - NEW
- 1 PLASTIC-LAMINATED CASEWORK. SEE NOTE BELOW.
- 2 REMOVE AND REINSTALL (E) SINK ON NEW CABINET.
- 3 METAL FILE CABINET
- 4 REINSTALL FOOT-OPERATED OR HANDS-FREE FAUCET
- 5 COVER PLATE MATCHING NEW CASEWORK FINISH
- 6 FOOTREST UNDER DESK
- 7 WALL-MOUNTED SHELF
- 8 TEMPERED GLASS DOORS
- 9 DOOR HARDWARE AND ACCESSORIES. SEE NOTE BELOW.
- 10 ADJUSTABLE SHELF
- 11 TOE BASE
- 12 BUILT-IN CASEWORK

NOTES:


1. SEE SPECIFICATION SECTION 123216 & 123623.13 FOR CASEWORK INFORMATION. PROVIDE SHOP DRAWINGS FOR ALL CASEWORK AS DESCRIBED IN THE SPECIFICATIONS.
2. PROVIDE LIKE-FOR-LIKE CASEWORK IN MATERIAL, CONSTRUCTION, AND SIZE. IF NOT AVAILABLE, NOTIFY THE PROJECT MANAGER AND ARCHITECT WITH RFI, INCLUDING THE PROPOSED REPLACEMENT.
3. PROVIDE SAME TYPE OF HARDWARE TO NEW CASEWORK. IF NOT AVAILABLE, SUBMIT REPLACEMENT PRODUCT TO PROJECT MANAGER AND ARCHITECT FOR APPROVAL.
4. PROVIDE A LOCK ON ALL CASEWORK. COORDINATE WITH PROJECT MANAGER AND FACILITY MANAGER FOR KEY.
5. ALL CASEWORK CONSTRUCTION SHALL MEET THE SEISMIC REQUIREMENT OF MOST RECENT CBC AND HCAI.



3 STAFF BREAK ROOM ENLARGED FLOOR PLAN - UNIT 417
 A4.2 SCALE: 0 1 2 3 FEET 4
 1/2" = 1'-0"



(A) ELEVATION



S.N.F. BUILDING KEYPLAN

DSA STAMP

State of California
 Department of General Services
 Real Estate Services Division

Project Management Branch
 707 Third Street, Suite 3-305
 Sacramento, California 95805
 Project Director:
 (916) 443-9848 (Phone)
 (916) 376-1677 (Fax)
 www.dgs.ca.gov

Approval of this plan does not authorize or approve any omission or deviation from applicable regulations. Final approval is subject to final inspection. The set of approved plans shall be available on the project site at all times.
JUN 13 2022
 OFFICE OF THE STATE FIRE MARSHAL
 APPROVED FIRE AND SAFETY ONLY
 Reviewed by:
 Jason Chavez, DFM III

JCCA J.C. CHANG & ASSOCIATES, INC.
 ENGINEERS • ARCHITECTS • PLANNERS
 285 VAN NESS AVENUE, SUITE 209 PH (916) 212-7944
 TORRANCE, CALIFORNIA 90501 FAX (916) 212-8272

JCCA #17038-1

| No. | Date | Description |
|-----|----------|-----------------------|
| - | 11/01/21 | FINAL DRAWINGS V1 |
| PH1 | 3/2/22 | FINAL DRAWINGS V2 |
| PH2 | 5/12/22 | FINAL DRAWINGS V1 |
| R1 | 6/3/22 | FINAL DRWGS - PH1 & 2 |

Project
DSH-METROPOLITAN SNF BLDG RE-ROOF LEAK DAMAGE REPAIR PROJECT
 11401 Bloomfield Ave.
 Norwalk, CA. 90650
 Los Angeles County
 DGS PROJECT # DGS00000142412C
 SFM FAC #19-19-43-0002

| Supervisor | Designed | Drawn | Checked |
|------------|----------|-------|---------|
| MJK | JH/VL | MJK | |

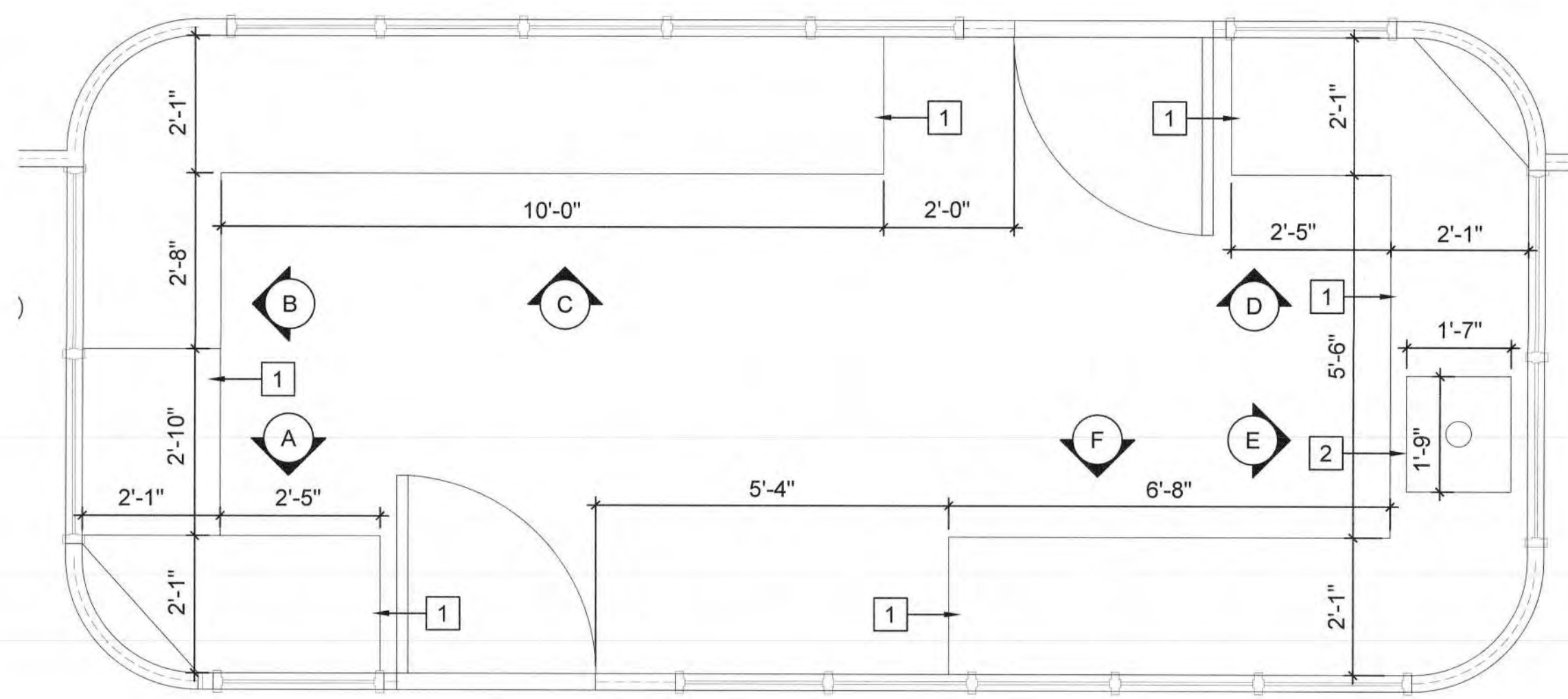
File Date: _____ Vault File Number: _____

Sheet Title
UNIT 417 ENLARGED CABINETS PLANS AND ELEV.

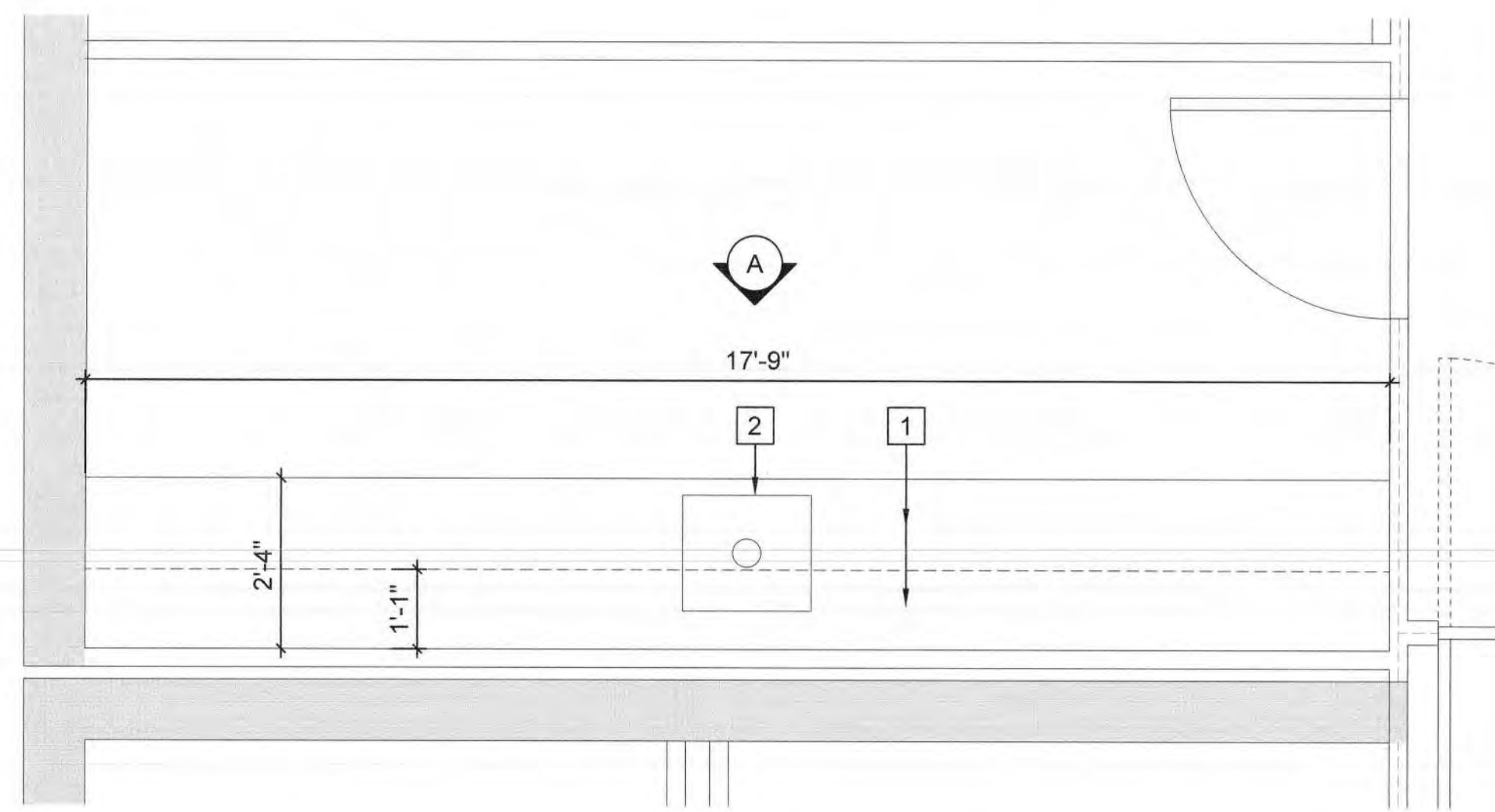
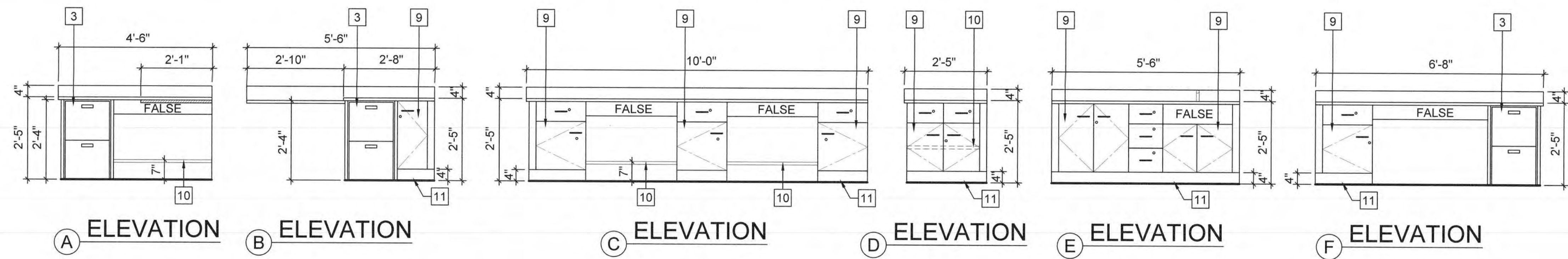
| DSA Building Number | Work Order |
|---------------------|------------|
| --- | --- |

Reference North Sheet Scale **AS SHOWN** Sheet Number **A4.2**

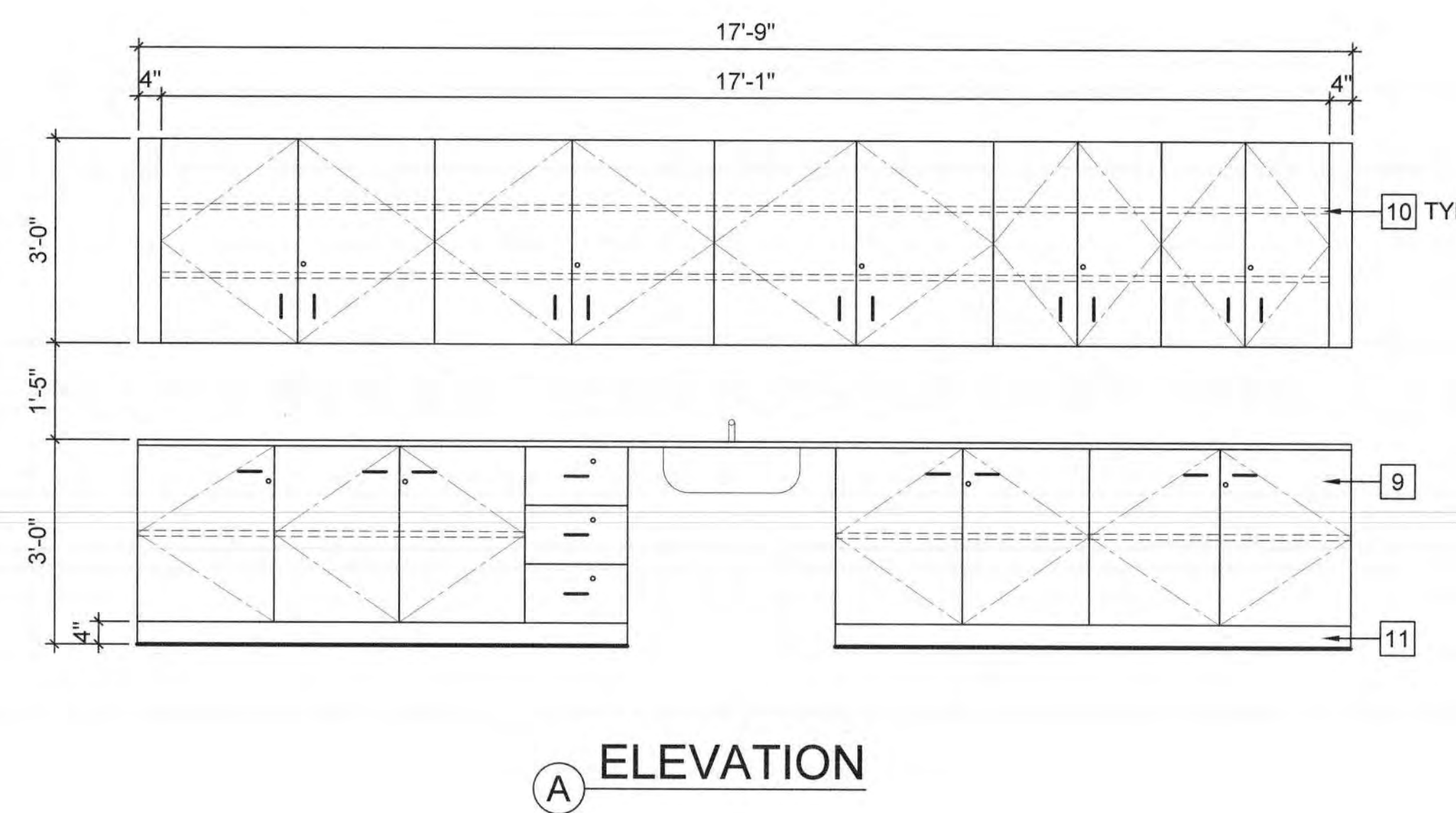
DATE/TIME: 02 Jun 2022 11:25AM FILE: P:\17038-1\Floor Leak Repair_SNF_DSH-Metro\CAD\170381A42.dwg



1 NURSE'S STATION ENLARGED FLOOR PLAN - UNIT 418
 A4.3 SCALE: 0 1 2 3 FEET 4
 1/2" = 1'-0"



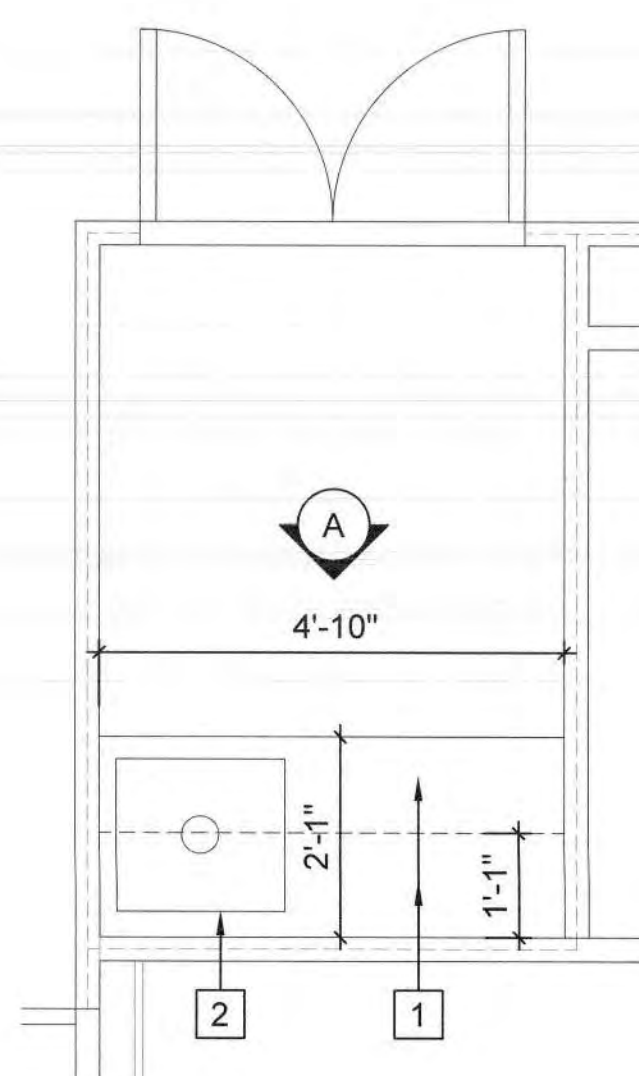
2 MEDICATION ROOM ENLARGED FLOOR PLAN - UNIT 418
 A4.3 SCALE: 0 1 2 3 FEET 4
 1/2" = 1'-0"



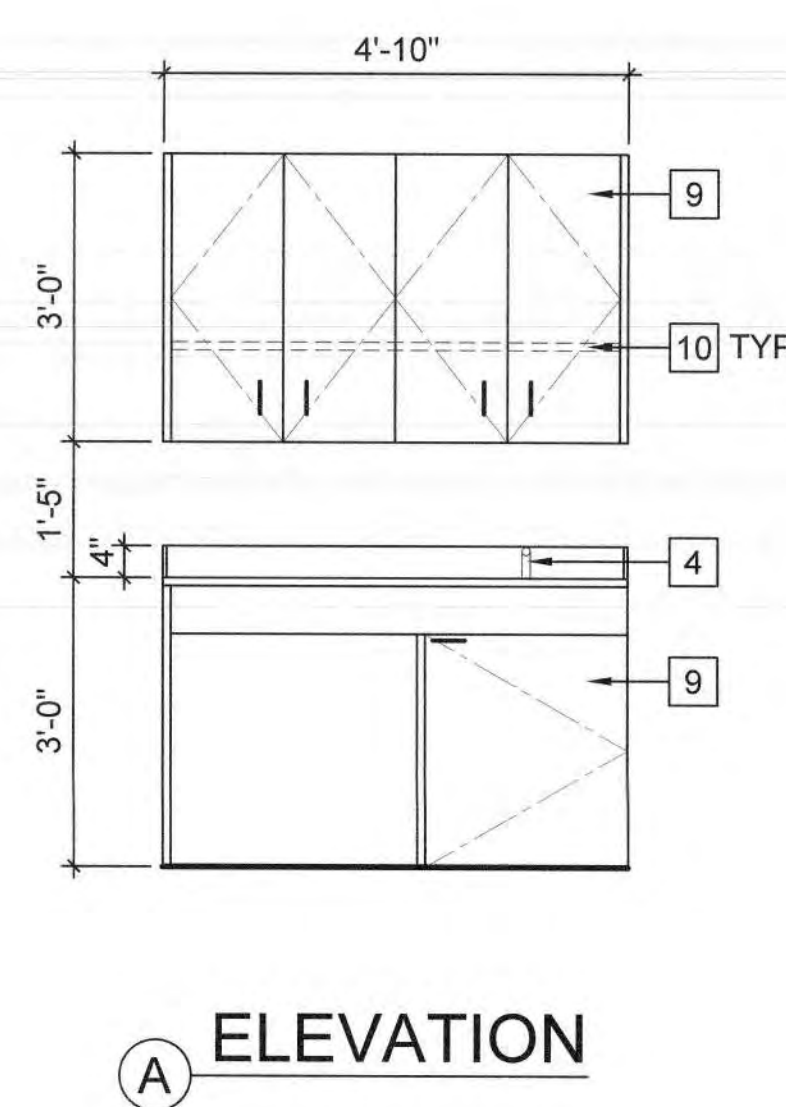
NEW WORK KEYNOTES:

(E) - EXISTING
 (N) - NEW

- 1 PLASTIC-LAMINATED CASEWORK. SEE NOTE BELOW.
- 2 REMOVE AND REINSTALL (E) SINK ON NEW CABINET.
- 3 METAL FILE CABINET
- 4 REINSTALL FOOT-OPERATED OR HANDS-FREE FAUCET
- 5 COVER PLATE MATCHING NEW CASEWORK FINISH
- 6 FOOTREST UNDER DESK
- 7 WALL-MOUNTED SHELF
- 8 TEMPERED GLASS DOORS
- 9 DOOR HARDWARE AND ACCESSORIES. SEE NOTE BELOW.
- 10 ADJUSTABLE SHELF
- 11 TOE BASE
- 12 BUILT-IN CASEWORK




3 TREATMENT ROOM ENLARGED FLOOR PLAN - UNIT 418
 A4.3 SCALE: 0 1 2 3 FEET 4
 1/2" = 1'-0"



NOTES:

1. SEE SPECIFICATION SECTION 123216 & 123623.13 FOR CASEWORK INFORMATION. PROVIDE SHOP DRAWINGS FOR ALL CASEWORK AS DESCRIBED IN THE SPECIFICATIONS.
2. PROVIDE LIKE-FOR-LIKE CASEWORK IN MATERIAL, CONSTRUCTION, AND SIZE. IF NOT AVAILABLE, NOTIFY THE PROJECT MANAGER AND ARCHITECT WITH RFI, INCLUDING THE PROPOSED REPLACEMENT.
3. PROVIDE SAME TYPE OF HARDWARE TO NEW CASEWORK. IF NOT AVAILABLE, SUBMIT REPLACEMENT PRODUCT TO PROJECT MANAGER AND ARCHITECT FOR APPROVAL.
4. PROVIDE A LOCK ON ALL CASEWORK. COORDINATE WITH PROJECT MANAGER AND FACILITY MANAGER FOR KEY.
5. ALL CASEWORK CONSTRUCTION SHALL MEET THE SEISMIC REQUIREMENT OF MOST RECENT CBC AND HCAL.



S.N.F. BUILDING KEYPLAN

DSA STAMP

State of California
 Department of General Services
 Real Estate Services Division
DGS
Project Management Branch
 707 Third Street, Suite 3-305
 Sacramento, California 95605
 Project Director:
 (916) 443-9848 (Phone)
 (916) 376-1677 (Fax)
 www.dgs.ca.gov

Approval of this plan does not authorize or guarantee any construction or deviation from applicable regulations. Final approval is subject to field inspection. One set of approved plans shall be available on the project site at all times.
 JUN 13 2022
 OFFICE OF THE STATE FIRE MARSHAL
 APPROVED FIRE EQUIPMENT ONLY
 Reviewed by: Jason Chaney 6/13/22

REGISTERED ARCHITECT
 J.C. CHANG & ASSOCIATES, INC.
 No. C-37614
 Exp. 3/31/23
 STATE OF CALIFORNIA

JCCA J.C. CHANG & ASSOCIATES, INC.
 ENGINEERS • ARCHITECTS • PLANNERS
 28 VANNESS AVENUE, SUITE 208 PH (916) 232-7644
 TORRANCE, CALIFORNIA 90501 FAX (916) 232-8272

JCCA #17038-1

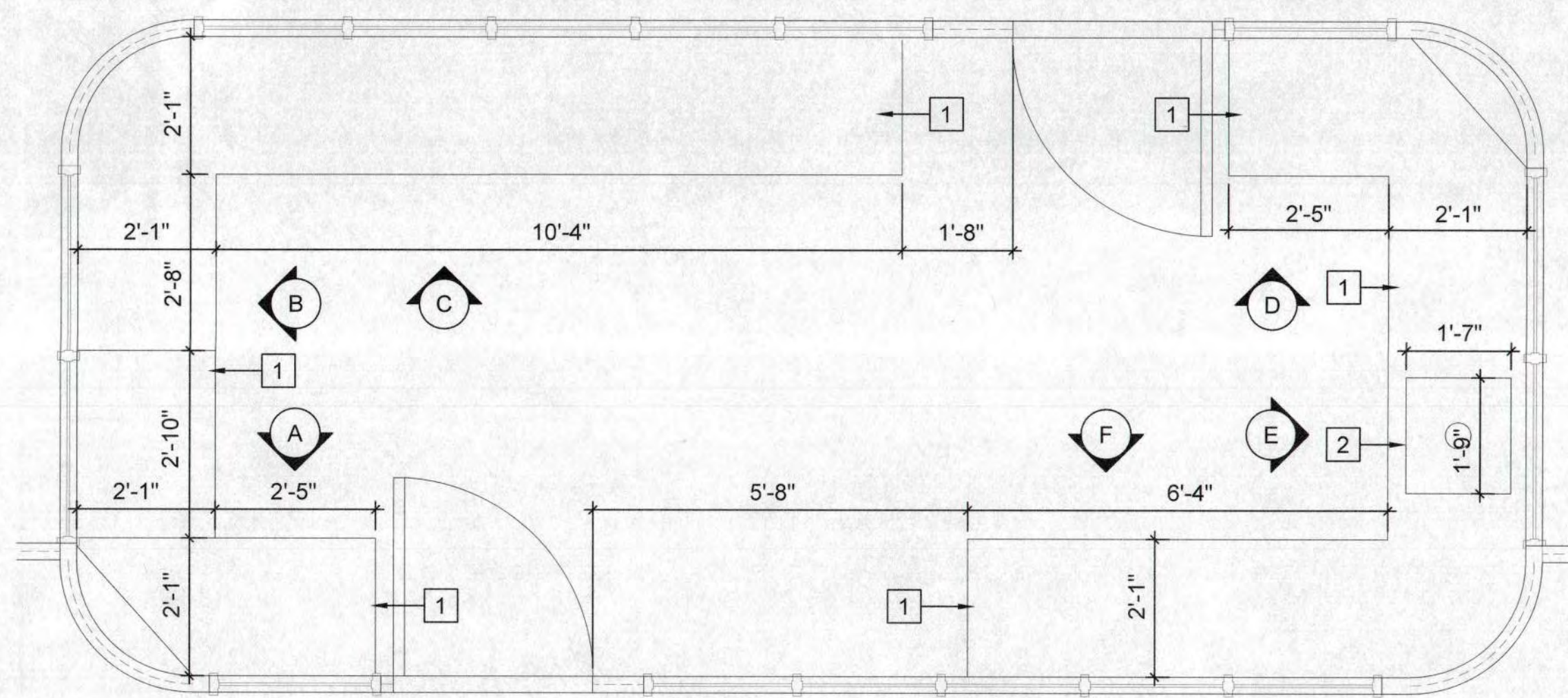
| No. | Date | Description |
|-----|----------|----------------------|
| - | 11/01/21 | FINAL DRAWINGS V1 |
| PH1 | 3/2/22 | FINAL DRAWINGS V2 |
| PH2 | 5/12/22 | FINAL DRAWINGS V1 |
| R1 | 6/3/22 | FINAL DRWG - PH1 & 2 |

Project
DSH-METROPOLITAN SNF BLDG RE-ROOF LEAK DAMAGE REPAIR PROJECT
 11401 Bloomfield Ave.
 Norwalk, CA. 90650
 Los Angeles County
 DGS PROJECT # DGS00000142412C
 SFM FAC #19-19-43-0002

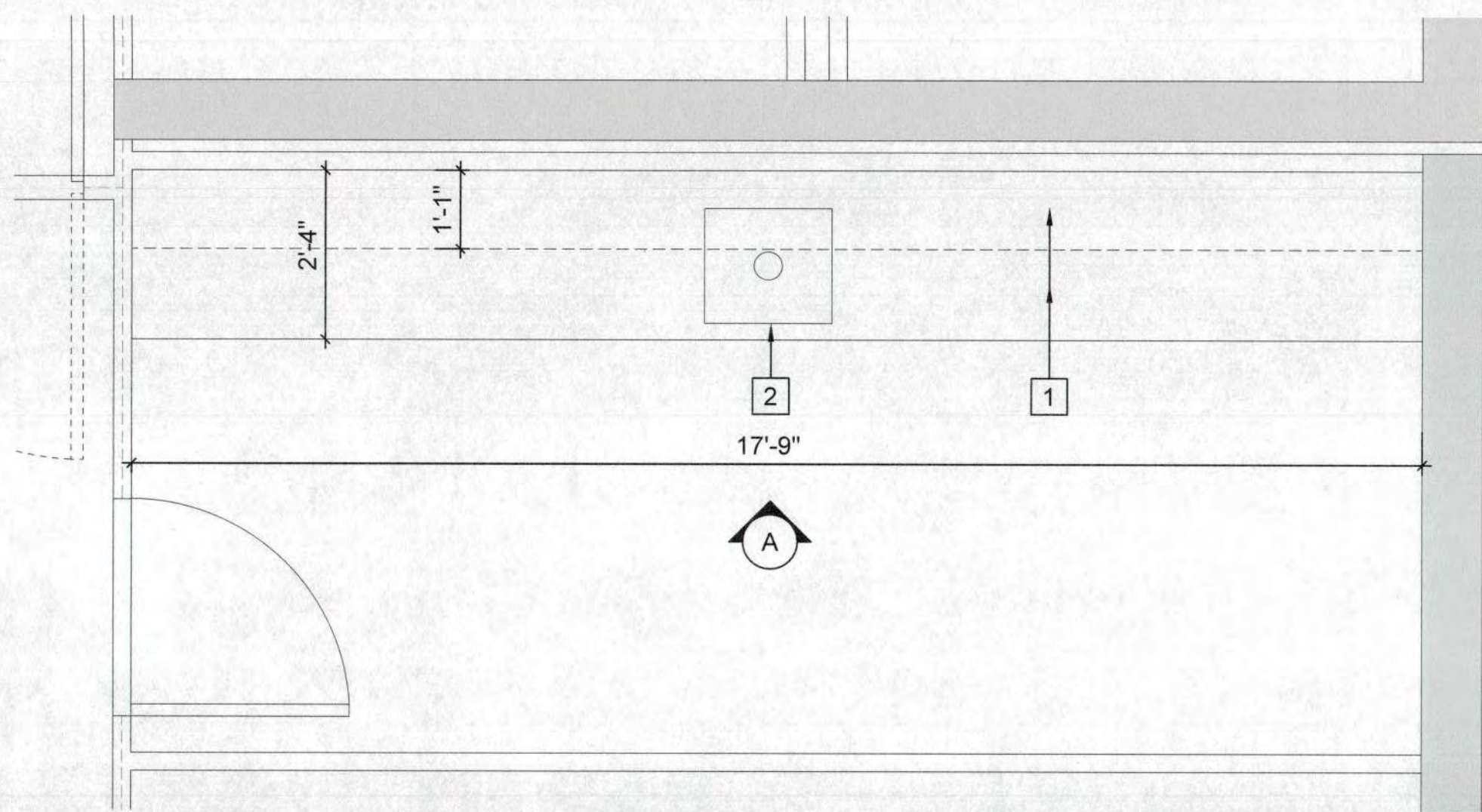
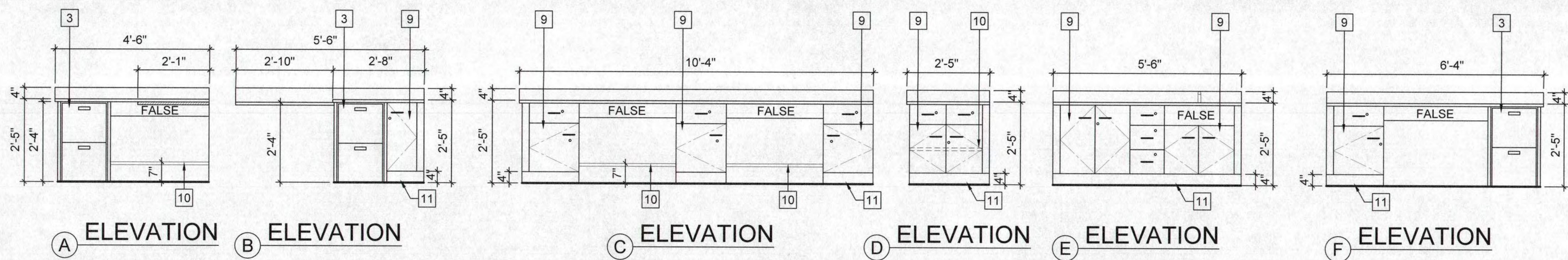
| Supervisor | Designed | Drawn | Checked |
|------------|----------|-------------------|---------|
| MJK | | JH/VL | MJK |
| File Date | | Vault File Number | |

Sheet Title
UNIT 418 ENLARGED CABINETS PLANS AND ELEV.

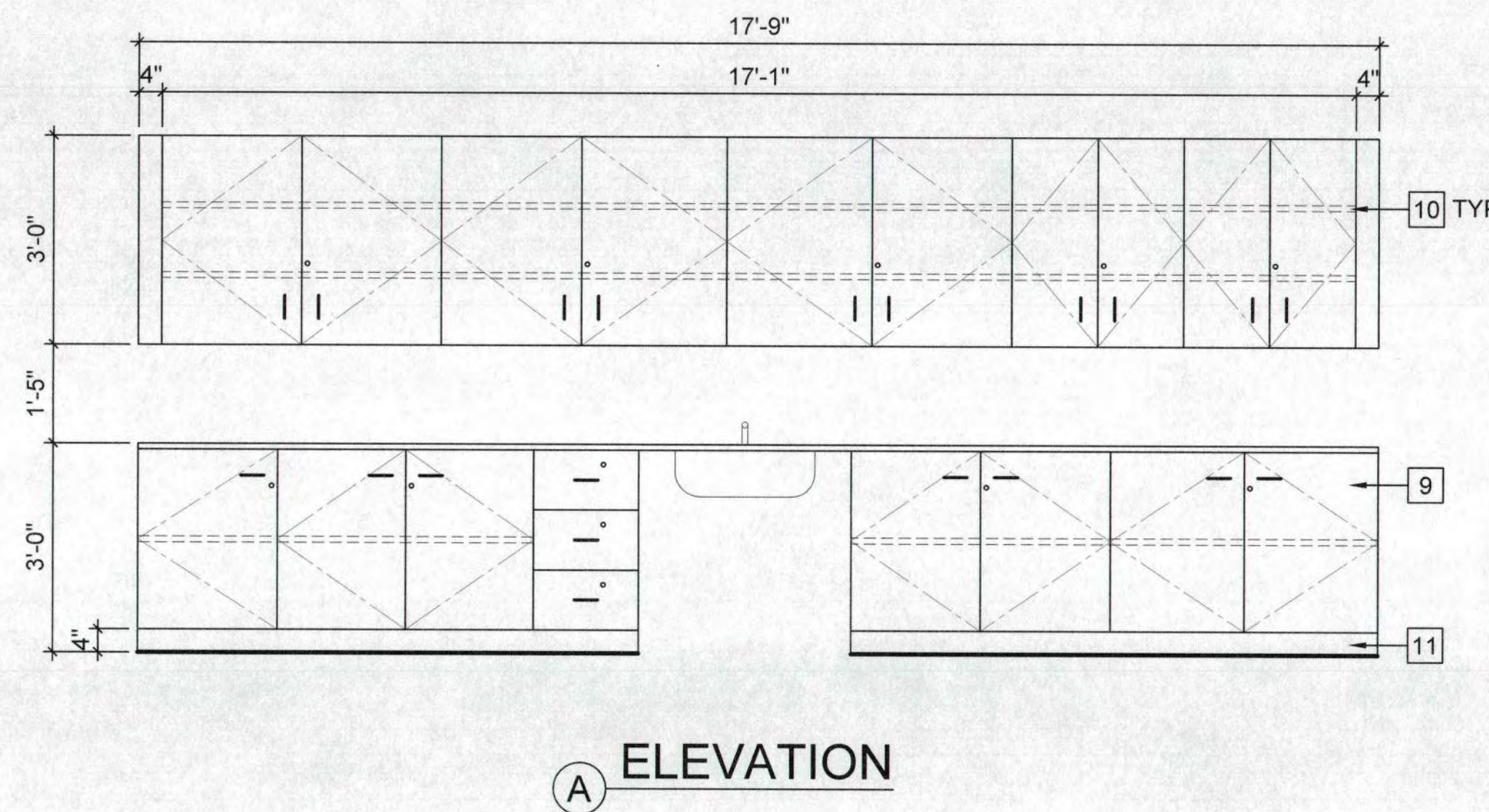
| DSA Building Number | Work Order |
|---------------------|--------------|
| | |
| Reference North | Sheet Scale |
| | AS SHOWN |
| | Sheet Number |
| | A4.3 |



1 NURSE'S STATION ENLARGED FLOOR PLAN - UNIT 419
 A4.4 SCALE: 0 1 2 3 FEET 4
 1/2" = 1'-0"



2 MEDICATION ROOM ENLARGED FLOOR PLAN - UNIT 419
 A4.4 SCALE: 0 1 2 3 FEET 4
 1/2" = 1'-0"




NEW WORK KEYNOTES:

(E) - EXISTING
 (N) - NEW

- 1 PLASTIC-LAMINATED CASEWORK. SEE NOTE BELOW.
- 2 REMOVE AND REINSTALL (E) SINK ON NEW CABINET.
- 3 METAL FILE CABINET
- 4 REINSTALL FOOT-OPERATED OR HANDS-FREE FAUCET
- 5 COVER PLATE MATCHING NEW CASEWORK FINISH
- 6 FOOTREST UNDER DESK
- 7 WALL-MOUNTED SHELF
- 8 TEMPERED GLASS DOORS
- 9 DOOR HARDWARE AND ACCESSORIES. SEE NOTE BELOW.
- 10 ADJUSTABLE SHELF
- 11 TOE BASE
- 12 BUILT-IN CASEWORK

NOTES:

1. SEE SPECIFICATION SECTION 123216 & 123623.13 FOR CASEWORK INFORMATION. PROVIDE SHOP DRAWINGS FOR ALL CASEWORK AS DESCRIBED IN THE SPECIFICATIONS.
2. PROVIDE LIKE-FOR-LIKE CASEWORK IN MATERIAL, CONSTRUCTION, AND SIZE. IF NOT AVAILABLE, NOTIFY THE PROJECT MANAGER AND ARCHITECT WITH RF, INCLUDING THE PROPOSED REPLACEMENT.
3. PROVIDE SAME TYPE OF HARDWARE TO NEW CASEWORK. IF NOT AVAILABLE, SUBMIT REPLACEMENT PRODUCT TO PROJECT MANAGER AND ARCHITECT FOR APPROVAL.
4. PROVIDE A LOCK ON ALL CASEWORK. COORDINATE WITH PROJECT MANAGER AND FACILITY MANAGER FOR KEY.
5. ALL CASEWORK CONSTRUCTION SHALL MEET THE SEISMIC REQUIREMENT OF MOST RECENT CBC AND HCAI.



S.N.F. BUILDING KEYPLAN

DSA STAMP

State of California
 Department of General Services
 Real Estate Services Division
DGS
 Project Management Branch
 707 Third Street, Suite 3-305
 Sacramento, California 95605
 Project Director:
 (916) 443-8848 (Phone)
 (916) 376-1677 (Fax)
 www.dgs.ca.gov

Approval of this plan does not authorize or approve any omission or deviation from applicable regulations. Final approval is subject to final inspection. One set of approved plans shall be available on the project site at all times.
 JUN 13 2022
 OFFICE OF THE STATE FIRE MARSHAL
 APPROVED FIRE EQUIPMENT ONLY
 Reviewed by: Jason Charles, LCFM III



JCCA J.C. CHANG & ASSOCIATES, INC.
 ENGINEERS • ARCHITECTS • PLANNERS
 385 VAN NESS AVENUE, SUITE 208 PH (916) 212-7669
 TORRANCE, CALIFORNIA 90501 FAX (916) 212-8272

JCCA #17038-1

| No. | Date | Description |
|-----|----------|-----------------------|
| - | 11/01/21 | FINAL DRAWINGS V1 |
| PH1 | 3/2/22 | FINAL DRAWINGS V2 |
| PH2 | 5/12/22 | FINAL DRAWINGS V1 |
| R1 | 6/3/22 | FINAL DRWGS - PH1 & 2 |

Project
**DSH-METROPOLITAN
 SNF BLDG
 RE-ROOF LEAK
 DAMAGE REPAIR
 PROJECT**
 11401 Bloomfield Ave.
 Norwalk, CA. 90650
 Los Angeles County
 DGS PROJECT # DGS00000142412C
 SFM FAC #19-19-43-0002

| Supervisor | Designed | Drawn | Checked |
|------------|----------|-------------------|---------|
| MJK | | JH/VL | MJK |
| File Date | | Vault File Number | |

Sheet Title
**UNIT 419
 ENLARGED CABINETS
 PLANS AND ELEV.**

| DSA Building Number | Work Order |
|---------------------|------------|
| - | - |

Reference North
 Sheet Scale
AS SHOWN
 Sheet Number
A4.4