

State General Obligation Bond Measures for the School Facility Program

2022 Report to the Legislature and Department of Finance

State of California
Governor Gavin Newsom

Government Operations Agency
Secretary Yolanda Richardson

Department of General Services
Acting Director Jennifer Osborn

Office of Public School Construction/State Allocation Board
Executive Officer Lisa Silverman



Prepared by the

Office of Public School Construction
707 3rd Street
West Sacramento, CA 95605
(916) 376-1771 Tel
(916) 375-6721 Fax
www.dgs.ca.gov/opsc

January 12, 2022

Ms. Erika Contreras
Secretary of the Senate
State Capitol, Room 3044
Sacramento, CA 95814
Benadette.McNulty@sen.ca.gov

Dear Ms. Contreras:

Pursuant to the requirements of Government Code Section 16724.4, the Department of General Services is providing the attached instructions for obtaining bond expenditure information in lieu of a published *State General Obligation Bond Measures for the School Facility Program* report.

The following are descriptions of the publicly available data sources for viewing bond expenditure information and instructions for viewing and/or downloading the data. All three sources display the current net bond authority committed to a project from all School Facility Program fund sources: Proposition 1A (1998), Proposition 47 (2002), Proposition 55 (2004), Proposition 1D (2006), and Proposition 51 (2016).

- Attachment A – [Department of General Services, Office of Public School Construction's Data Dashboard](#)
A series of graphs displaying the allocation of funding by the proposition, fiscal year, program, California legislative district, county, school district, and/or school site.
- Attachment B – [California Open Data Portal](#)
A data table of all projects funded by the School Facility Program that currently have any bond authority committed to the project.
- Attachment C – [California Department of Finance's Bond Accountability Website](#)
A searchable database of all projects funded by the School Facility Program that currently have any bond authority committed to the project. The database also provides a breakdown of grants provided to each project, the status and scope of the project, fund release information, and expenditure report information.

If you have questions regarding these instructions, please contact Barbara Kampmeinert, Deputy Executive Officer, Office of Public School Construction, Department of General Services, at (279) 946-8432.

Sincerely,

Ana M. Lasso
Director

cc: General Obligation Bond Report and Excel Spread Sheet
See attached distribution list
Barbara Kampmeinert, Deputy Executive Officer, Office of Public School
Construction, Department of General Services

ATTACHMENT A

Data Dashboard

Department of General Services - Office of Public School Construction

Background:

The Department of General Services' (DGS) Office of Public School Construction (OPSC) publishes live data in the form of charts and graphs that contain information on all projects funded under the School Facility Program (SFP). OPSC, under the authority of DGS and as staff to the State Allocation Board (SAB), implements and administers the \$42 billion voter-approved school facilities construction program, known as the SFP.

About the Data:

The data provided is derived from OPSC's online application management system, OPSC Online. The Data Dashboard is the best source for high-level program funding data for the net funding retained by a school district. The data includes projects that the SAB has approved for an Unfunded Approval who are still waiting for a cash Apportionment from the sale of statewide General Obligation Bonds and projects that received an Apportionment but are still waiting for a fund release.

Data in this dataset includes, but is not limited to:

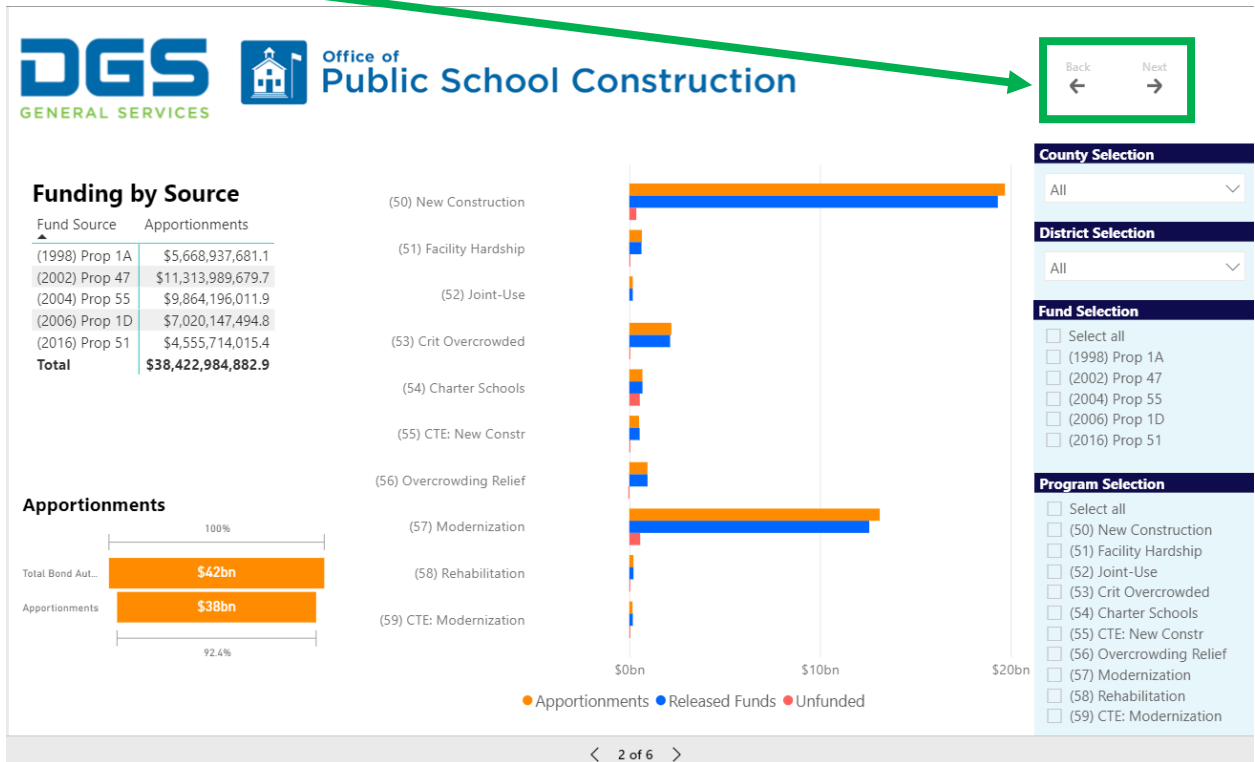
- County
- School District
- School Name
- Program
- Application Number
- State Apportionment Amount
- State Unfunded Approval Amount
- Release Amounts
- Legislative District

To access and navigate OPSC's Data Dashboard, proceed to the next page.

1. OPSC's Data Dashboard can be found on OPSC's website here:

<http://www.dgsapps.dgs.ca.gov/OPSC/Dashboard/>

2. Currently, OPSC's Data Dashboard has six dashboards that provide alternate ways of viewing the data. The dashboards can be navigated using the "Back" and "Next" arrows in the upper right.



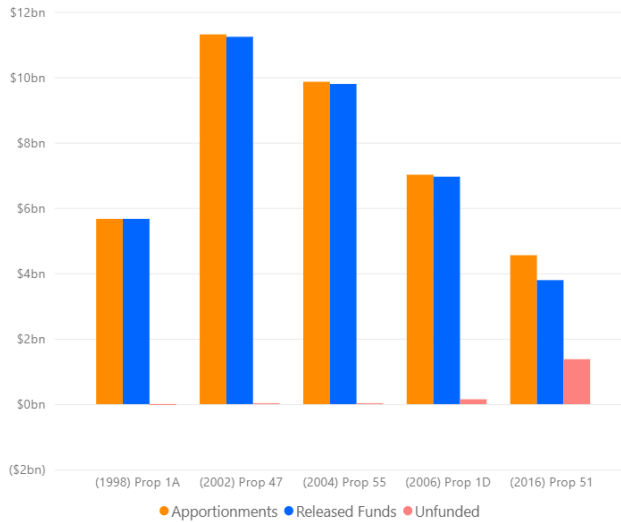
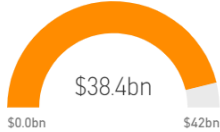
3. A summary of the information that can be found on each of the six dashboards is provided on the following pages.



Funding by Program

Program Name	Apportionments
(50) New Construction	\$19,703,242,830.6
(51) Facility Hardship	\$659,776,182.4
(52) Joint-Use	\$179,400,703.0
(53) Crit Overcrowded	\$2,206,190,791.8
(54) Charter Schools	\$686,934,086.5
(55) CTE: New Constr	\$512,159,720.9
(56) Overcrowding Relief	\$953,974,065.8
(57) Modernization	\$13,136,710,839.3
(58) Rehabilitation	\$217,591,357.3
(59) CTE: Modernization	\$167,004,305.4
Total	\$38,422,984,882.9

Apportionments



County Selection
All

District Selection
All

Fund Selection

- Select all
- (1998) Prop 1A
- (2002) Prop 47
- (2004) Prop 55
- (2006) Prop 1D
- (2016) Prop 51

Program Selection

- Select all
- (50) New Construction
- (51) Facility Hardship
- (52) Joint-Use
- (53) Crit Overcrowded
- (54) Charter Schools
- (55) CTE: New Constr
- (56) Overcrowding Relief
- (57) Modernization
- (58) Rehabilitation
- (59) CTE: Modernization

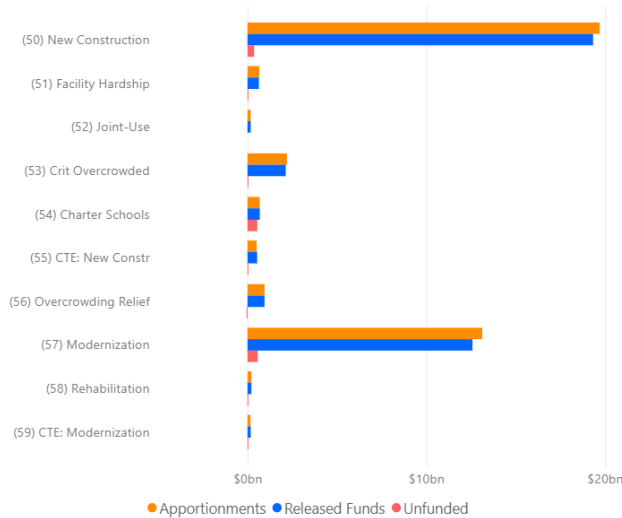
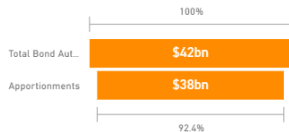
Dashboard 2 – Apportionment, Unfunded, and Released Fund information by Program Type. Using the filters on the right-hand navigation pane, the data can be customized.



Funding by Source

Fund Source	Apportionments
(1998) Prop 1A	\$5,668,937,681.1
(2002) Prop 47	\$11,313,989,679.7
(2004) Prop 55	\$9,864,196,011.9
(2006) Prop 1D	\$7,020,147,494.8
(2016) Prop 51	\$4,555,714,015.4
Total	\$38,422,984,882.9

Apportionments



County Selection
All

District Selection
All

Fund Selection

- Select all
- (1998) Prop 1A
- (2002) Prop 47
- (2004) Prop 55
- (2006) Prop 1D
- (2016) Prop 51

Program Selection

- Select all
- (50) New Construction
- (51) Facility Hardship
- (52) Joint-Use
- (53) Crit Overcrowded
- (54) Charter Schools
- (55) CTE: New Constr
- (56) Overcrowding Relief
- (57) Modernization
- (58) Rehabilitation
- (59) CTE: Modernization

Dashboard 3 – Apportionment and Released Fund information by California Assembly District. Note: Some school districts cover multiple Assembly Districts. All funding to the school district is reported in total under each of the respective members.

Office of Public School Construction

GENERAL SERVICES

Back Next

← →

Aguilar-Curry (D-4)	Brough (R-73)	Choi, PhD. (R-68)	Eggman (D-13)	Garcia (D-58)	Jones-Sawyer (D-...)	Maienschein (D-...)	Oberholte (R-33)	Reyes (D-47)	Stone (D-29)
Arambula, Dr. (D-...)	Burke (D-62)	Chu (D-25)	Flora (R-12)	Gipson (D-64)	Kaira (D-27)	Malthis (R-26)	O'Donnell (D-70)	Rivas (D-30)	Ting (D-19)
Bauer-Kahan (D-...)	Calderon (D-57)	Cooley (D-8)	Fong (R-34)	Gloria (D-78)	Kamiager (D-54)	Mayes (I-42)	Patterson (R-23)	Rivas (D-39)	Vacant (AD67)
Berman (D-24)	Carrillo (D-51)	Cooper (D-9)	Frazier (D-11)	Gonzalez (D-80)	Kiley (R-6)	McCarty (D-7)	Petrie-Norris (D-...)	Rodriguez (D-52)	Voepel (R-71)
Bigelow (R-5)	Cervantes (D-60)	Cunningham (R-...)	Friedman (D-43)	Gray (D-21)	Lackey (R-36)	Medina (D-61)	Quirk (D-20)	Rubio (D-48)	Waldron (R-75)
Bloom (D-50)	Chau (D-49)	Dahle (R-1)	Gabriel (D-45)	Grayson (D-14)	Levine (D-10)	Mullin (D-22)	Quirk-Silva (D-65)	Salas (D-32)	Weber (D-79)
Boerner Horvath ...	Chen (R-55)	Daly (D-69)	Gallagher (R-3)	Holden (D-41)	Limon (D-37)	Muratsuchi (D-66)	Ramos (D-40)	Santiago (D-53)	Wicks (D-15)
Bonta (D-18)	Chiu (D-17)	Diep (R-72)	Garcia (D-56)	Irwin (D-44)	Low (D-28)	Nazarian (D-46)	Rendon (D-63)	Smith (D-38)	Wood (D-2)

Fund Selection

All

Cecilia Aquiar-Curry

Districts	Apportionment by Assembly
Napa County Office of Education	\$194,041.00
Upper Lake Union Elementary	\$419,243.00
Lucerne Elementary	\$470,544.79
Kenwood Elementary	\$527,227.00
Maxwell Unified	\$1,227,680.00
Calistoga Joint Unified	\$1,575,781.00
Middletown Unified	\$2,432,502.00
Bennett Valley Union Elementary	\$2,456,004.00
Old Adobe Union Elementary	\$2,730,362.00
Williams Unified	\$3,037,131.00
Total	\$812,204,453.37

Apportionment by Assembly

3 of 6

Dashboard 4 – Apportionment and Released Fund information by California Senate District. Note: Some school districts cover multiple Senate Districts. All funding to the school district is reported in total under each of the respective members.

Office of Public School Construction

GENERAL SERVICES

Back Next

← →

Allen (D-26)	Beall (D-15)	Chang (R-29)	Galgiani (D-5)	Hertzberg (D-18)	Jackson (D-19)	Melendez (R-28)	Morrell (R-23)	Roth (D-31)	Umberg (D-34)
Archuleta (D-32)	Borgeas (R-8)	Dahle (R-1)	Glazer (D-7)	Hill (D-13)	Jones (R-38)	Mitchell (D-30)	Nielsen (R-4)	Rubio (D-22)	Wieckowski (D-...)
Atkins (D-39)	Bradford (D-35)	Dodd (D-3)	Gonzalez (D-33)	Hueso (D-40)	Leyva (D-20)	Monning (D-17)	Pan (D-6)	Skinner (D-9)	Wiener (D-11)
Bates (R-36)	Caballero (D-12)	Durazo (D-24)	Grove (R-16)	Hurtado (D-14)	McGuire (D-2)	Moorlach (R-37)	Portantino (D-25)	Stern (D-27)	Wilk (R-21)

Fund Selection

All

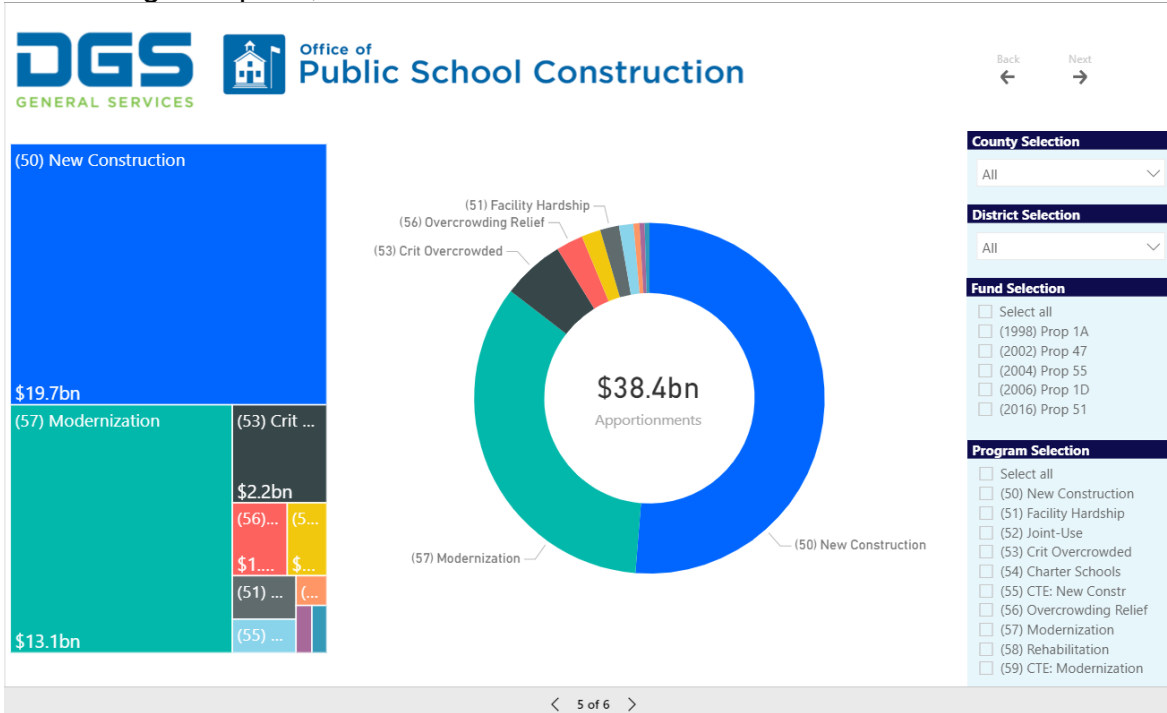
Benjamin Allen

Districts	Apportionment by Senator
Beverly Hills Unified	\$41,131,072.00
El Segundo Unified	\$10,517,032.00
Hermosa Beach City Elementary	\$4,388,085.00
Long Beach Unified	\$265,323,122.09
Los Angeles County Office of Education	\$112,068,599.76
Los Angeles Unified	\$5,626,062,125.63
Manhattan Beach Unified	\$14,201,949.00
Palos Verdes Peninsula Unified	\$46,378,649.50
Redondo Beach Unified	\$45,958,870.00
Santa Monica-Malibu Unified	\$47,013,522.24
Torrance Unified	\$103,576,152.00
Wiseburn Unified	\$55,996,596.00
Total	\$6,372,615,775.22

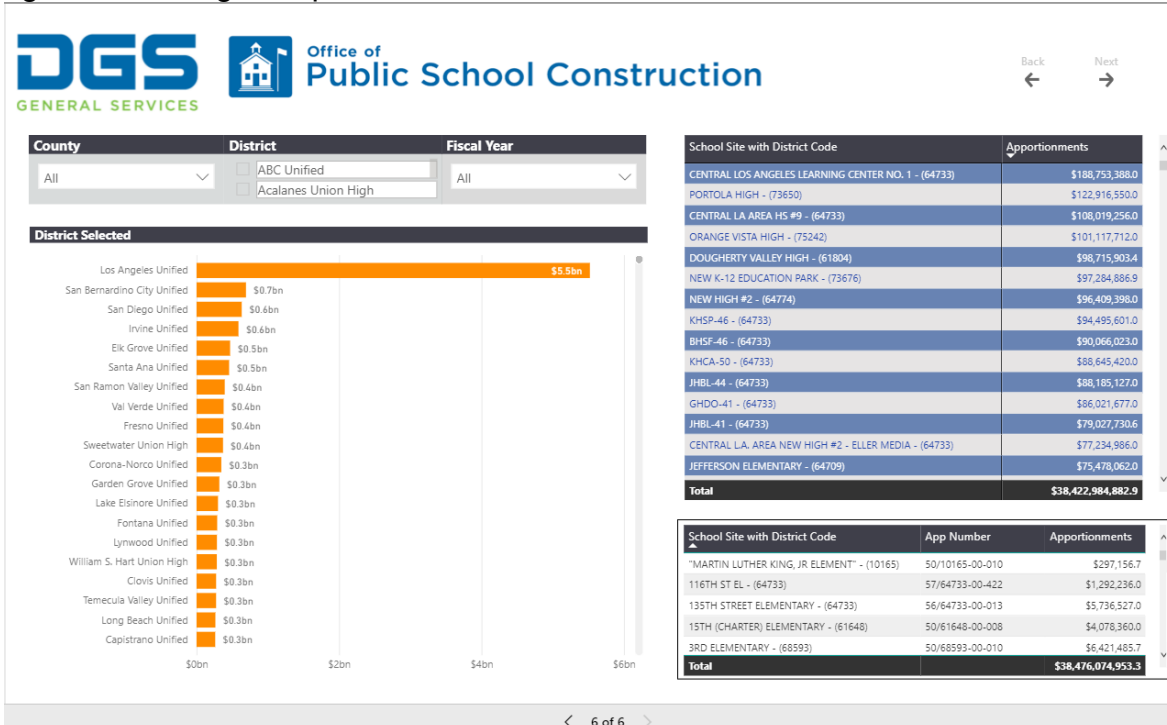
Apportionment by Senator

4 of 6

Dashboard 5 – Apportionment information by Program. Using the filters on the right-hand navigation pane, the data can be customized.



Dashboard 6 – Apportionment information by School District. Using the filters on the right-hand navigation pane, the data can be customized.



ATTACHMENT B

California Open Data Portal Department of General Services - Office of Public School Construction

Background:

The California Open Data Portal, sponsored by the Government Operations Agency, aims to improve collaboration, expand transparency, lead innovation, and increase effectiveness. The Agency's open data efforts, which support data analysis and using existing data to improve state operations, align with the Eureka Institute's Lean Process Improvement Program and its pilot work in data-driven performance improvement.

Open Data is public data collected by the state through its routine business activities and published in a format that is easy to search, easy to download, and easy to combine with other data sets from other sources; it does not include private or confidential data about individuals.

The Department of General Services' (DGS) Office of Public School Construction (OPSC) publishes a dataset that contains information on all projects funded under the School Facility Program (SFP). OPSC, under the authority of DGS and as staff to the State Allocation Board (SAB), implements and administers the \$42 billion voter-approved school facilities construction program, known as the SFP.

About the Data:

The data provided is derived from OPSC's online application management system, OPSC Online. The California Open Data Portal is the best source for project-level funding data for the net funding retained by a school district. The data does not contain projects that the SAB has approved for an Unfunded Approval which are still waiting for a cash Apportionment from the sale of statewide General Obligation Bonds.

Data in this dataset include, but is not limited to:

- County
- School District
- School Name
- Program
- Application Number
- State Funding Received
- Pupil Grants Used
- Last SAB Approval Date
- Status of the Project

A downloadable Data Dictionary is available on the website that provides a detailed description of each data field available. It can also be found here:

https://data.ca.gov/datastore/dictionary_download/8080bb19-a63b-47e3-82d3-7451d119e27f

To access and navigate the California Open Data Portal, proceed to the next page.

1. OPSC's Dataset can be found on the California Open Data Portal here:

<https://data.ca.gov/dataset/opsc-open-data>

2. The main page provides information on the source of the report information, last update date, and contact information for the data owners.

Office of Public School Construction (OPSC) Open Data Portal

This dataset contains information on all projects funded under the School Facility Program. The data is provided by the Office of Public School Construction under the authority of the Department of General Services. As staff to the State Allocation Board (SAB), the Office of Public School Construction (OPSC) implements and administers the \$42 billion voter-approved school facilities construction program, known as the School Facility Program.

Data and Resources

- School Facility Program Funding

Tags

Bond Construction Funding OPSC SAB SFP School School Facility Pro... State Allocation Board

Additional Info Download

Field	Value
Public Access Level	Public
Rights	No restrictions on public use
Program Contact Name	Office of Public School Construction
Program Contact Email	OPSCCommunications@dgs.ca.gov
Author	Office of Public School Construction
Homepage URL	https://www.dgs.ca.gov/opsc
Frequency	Monthly
Geographic Coverage Location	State

3. To explore and or download the data, click on the "Explore" button on the right-hand side. Then click "Preview."

Office of Public School Construction (OPSC) Open Data Portal

This dataset contains information on all projects funded under the School Facility Program. The data is provided by the Office of Public School Construction under the authority of the Department of General Services. As staff to the State Allocation Board (SAB), the Office of Public School Construction (OPSC) implements and administers the \$42 billion voter-approved school facilities construction program, known as the School Facility Program.

Data and Resources

- School Facility Program Funding

Tags

Bond Construction Funding OPSC SAB SFP School School Facility Pro... State Allocation Board

Additional Info Download

Field	Value
Public Access Level	Public
Rights	No restrictions on public use
Program Contact Name	Office of Public School Construction
Program Contact Email	OPSCCommunications@dgs.ca.gov
Author	Office of Public School Construction
Homepage URL	https://www.dgs.ca.gov/opsc
Frequency	Monthly
Geographic Coverage Location	State

4. The following page opens with an embedded table of all projects funded.
 - a. You may scroll up and down and left to right.
 - b. All data can be sorted in ascending/descending order by clicking on the column headers.

- c. To search for specific information, you can use the “Search:” box; type in the box and press “Enter.”
- d. To export the data, click “Download.” The data can be exported as .csv, .tsv, .json and .xml file formats. Select the desired format from the pop-up menu to begin the download.
- e. The bottom of the page contains the “Data Dictionary.” The dictionary provides important information about the contents of the data and provides details on any limitations on the data.

CA.GOV CALIFORNIA OPEN DATA PORTAL

DATASETS ORGANIZATIONS TOPICS STATE PORTALS DOCUMENTATION CALDATA CA STATE GEOPORTAL ABOUT

Organizations / California Department of ... / Office of Public School Construction (OPSC) Open Data Portal / School Facility Program ...

School Facility Program Funding

Download Data API

URL: <https://data.ca.gov/dataset/dd1eabf1-0b66-49d6-857d-8cef6ed93d45/resource/8080bb19-a63b-47e3-82d3-7451d119e27f/download/school-facility-program-funding.csv>

School Facility Program Funding

Data Table

Embed

Add Filter

Show 10 entries

Showing 1 to 10 of 12,519 entries

Hide/Unhide Columns Download

Search:

_id	County	District	School_Name	Program	Application_Number	Applicant	Preliminary_Grant_Application	Full_Grant_Application	Site_and_Design_Application	Site_Only_Application
1	AMADOR	AMADOR COUNTY OFFICE OF EDUCATION	AMADOR COUNTY COMMUNITY	New Construction	5010033-00-001			1885002.0	None	None
2	AMADOR	AMADOR COUNTY OFFICE OF EDUCATION	JACKSON JUNIOR HIGH	New Construction	5010033-00-002			3628527.0	None	None
3	AMADOR	AMADOR COUNTY OFFICE OF EDUCATION	ARGONAUT HIGH	New Construction	5010033-00-003			2263714.0	None	None
4	AMADOR	AMADOR	PLYMOUTH ELEMENTARY	New	5010033-00-004			1179788.0	None	None

ATTACHMENT C

Department of Finance – Bond Accountability Department of General Services - Office of Public School Construction

Background:

The Bond Accountability website was created in accordance with Executive Order S-02-07 to enhance transparency in state government activities and earn the trust of voters who approved a historic level of bond funding in November 2006 for the purpose of ensuring a vital infrastructure future for California. To assure the public that bond funds will be used as intended, this website provides a window through which to view how bond funds are being spent.

On January 24, 2007, Governor Schwarzenegger signed an executive order to establish guidelines and procedures for spending Strategic Growth Plan bond funds efficiently, effectively and in the best interests of Californians, and directed the Department of Finance to create a web site for the public to readily access information on how bond proceeds are being utilized.

Specifically, the executive order directs government agencies that spend bond funds to institute a three-part accountability structure that includes:

- **Front-End Accountability:** Establishing criteria for the expenditure of bond funds that will achieve the intended outcomes of the bonds.
- **In-Progress Accountability:** Instituting ongoing actions to ensure that the infrastructure projects or other activities funded from bond proceeds are staying within their original scope and cost.
- **Follow-Up Accountability:** Auditing completed projects to determine that the expenditures were consistent with the front-end criteria and all applicable state laws.

As the administrators of Proposition 1D, the Department of General Services' (DGS) Office of Public School Construction (OPSC) publishes data on all projects funded under the School Facility Program (SFP). OPSC, under the authority of DGS and as staff to the State Allocation Board (SAB), implements and administers the \$42 billion voter-approved school facilities construction program, known as the SFP. Although the website was intended for Proposition 1D funding, OPSC has chosen to link projects funded from Proposition 1A (1998), Proposition 47 (2002), Proposition 55 (2004), Proposition 1D (2006), and Proposition 51 (2017) to provide a complete picture of all SFP funding.

About the Data:

The data provided is derived from OPSC's online application management system, OPSC Online. The Bond Accountability website is the best source for project-level program funding data for all applications under review by OPSC, approved and waiting for funding, and funded projects. In addition to funding information provided on the California Open Data Portal, the website also offers more details into project timelines, scope, supplemental grants, expenditures information, and closeout audit status.

The dataset includes information for:

- Projects that have been received by OPSC that are being processed,
- Projects that have already been processed and are waiting to be approved by the SAB for an Unfunded Approval,
- Projects with Unfunded Approvals that are still waiting for a cash Apportionment from the sale of statewide General Obligation Bonds,
- Projects that received an Apportionment but are still waiting for a fund release, and
- Funded projects that are waiting for or have completed a closeout.

Data in this dataset includes, but is not limited to:

- County
- School District
- School Name
- Program
- Application Number
- State Apportionment Amount
- State Unfunded Approval Amount
- Release Amounts
- Legislative District

To access and navigate OPSC's data on the Bond Accountability website, proceed to the next page.

1. A link to OPSC's school bond data on DOF's Bond Accountability website can be found here:

<https://www.dgsapps.dgs.ca.gov/opsc/bondac/proposition/proposition1D.asp>

2. By default, the page loads to the Front-End Bond Accountability page for Proposition 1D, which led to the creation of the website. OPSC has included all SFP propositions on the website, which can be selected under School Bond Data on the Left-Hand Navigation pane. You can navigate to In-Progress and Follow-up Audits pages from the Left-Hand Navigation pane.

CA .GOV STRATEGIC GROWTH PLAN BOND ACCOUNTABILITY

Home | Bond Information | Executive Order | Strategic Growth Plan | 5-Year Infrastructure Plan

Office of Governor GAVIN NEWSOM

Home » Bond Information » Education » Proposition 1D

DGS: Office of Public School Construction: Proposition 1D (Nov. 2006) Summary

Proposition 1D
 Proposition 1D, officially the Kindergarten-University Public Education Facilities Bond Act of 2006, was placed on the November 2006 ballot as a result of Governor Schwarzenegger signing Assembly Bill 127 (Chapter 35, Statutes of 2006) into law on May 20, 2006. Proposition 1D was approved by the voters providing \$10.416 billion in general obligation bonds for educational facilities, of which \$7.329 billion is earmarked for kindergarten through twelfth grade projects.

Mission Statement
 As staff to the State Allocation Board, the Office of Public School Construction facilitates the processing of school applications and makes funding available to qualifying school districts. These actions enable school districts to build safe and adequate school facilities for their children in an expeditious and cost-effective manner.

The following chart summarizes the K-12 facilities funding provided in Proposition 1D as of November 2, 2021:

Program	Amount Authorized	Amount Committed	Balance
New Construction	\$1,900,000,000	\$1,899,746,831	\$253,169
Modernization	\$3,300,000,000	\$3,298,551,444	\$1,448,556
Career Technical Education	\$500,000,000	\$499,308,023	\$691,977
High Performance Schools	\$100,000,000	\$100,000,000	\$0
Overcrowding Relief	\$1,000,000,000	\$998,609,449	\$1,390,551
Charter School	\$500,000,000	\$476,696,142	\$23,303,858
Joint Use	\$57,500,000	\$57,500,000	\$0
Total:	\$7,357,500,000	\$7,330,411,889	\$27,088,111

Proposition 1D Funding Highlights

Total Amount Authorized	\$7,357,500,000
Total Amount Funded	\$7,330,411,889

BOND ACCOUNTABILITY

- Front-End
- In-Progress
- Follow-up (Audit)

OPSC RESOURCES

- Office of Public School Construction Management Information
- Regulations
- Law
- School Facility Programs HandBook
- School Facility Programs Audit Guide
- State Allocation Board Forms

3. You can search for the project in the Front-End stage by clicking on Front-End in the Left-Hand Navigation pane and then by using the Search fields.

The screenshot shows the 'Office of Governor GAVIN NEWSOM' website. The breadcrumb trail is 'Home -> Bond Information -> Education -> Front-End'. The page title is 'Front-End Bond Accountability'. The left-hand navigation pane includes sections for PROPOSITIONS (1B-Transportation, 1C-Housing, 1D-Education, 1E-Flood Control, 84-Natural Resources), LEASE REVENUE BONDS (Department of Corrections and Rehabilitation), SCHOOL BOND DATA (Proposition 51, 1D, 55, 47, 1A), BOND ACCOUNTABILITY (Front-End, In-Progress, Follow-up), and OPSC RESOURCES (Office of Public School Construction Management Information, Regulations, Law, School Facility Programs HandBook, School Facility Programs Audit Guide, State Allocation Board Forms). The main content area contains text about OPSC's role and links to various documents. A search form is highlighted with a green box and a green arrow pointing to it. The search form has a title 'Search' and a dropdown menu for 'Bond Accountability Phase(a)' set to 'Front-End'. Other fields include 'Proposition', 'County' (All Counties), 'School District' (All Districts), 'School Zip Code(b)', and 'Legislative District Code' (State Senate District selected). A 'Continue' button is at the bottom of the form.

Home -> Bond Information -> Education -> Front-End

Front-End Bond Accountability

To ensure Front-End Accountability, the Office of Public School Construction (OPSC) conforms to the [Leroy F. Greene School Facilities Act of 1998, Chapter 12.5](#) of the Education Code commencing with Section 17070.10 and [Regulations](#) that govern the School Facility Program in making apportionment recommendations to the State Allocation Board (SAB). The OPSC, acting as staff to the SAB, is responsible and has developed a plan in strict accordance with current statute and regulation to ensure Front-End bond and program accountability. Please see the [Office of Public School Construction's Strategic Plan for 2007](#) and [State Allocation Board Bond Oversight for K-12 School Facilities Programs](#) for more information.

The SAB is authorized to provide School Facility Program funding grants for [New Construction](#), [Modernization](#), [Career Technical Educational](#) and other K-12 public school facility purposes. All School Facility Program eligibility and funding applications submitted by school districts are reviewed and analyzed to ensure that each meets the specific program criteria prescribed in the law and regulation in order to obtain project approval from the SAB. ([New Construction Funding - Workload List](#)) ([Modernization Funding - Workload List](#))

In addition to the aforementioned accountability tools, listed below are other tools designed to ensure Front-End Accountability:

- > [The School Facility Program Handbook](#) 1/2 This handbook provides a step by step approach to school districts who are seeking to obtain grant funds for their new construction and modernization projects. This handbook provides a comprehensive overview of the School Facility Program as well as insight to various features the program provides along with helpful tips on how to make the funding system as efficient as possible.
- > [The School Facility Progress and Expenditure Audit Guide](#) 1/2 This audit guide provides school districts with a comprehensive overview of the timelines and the necessary information that is required from school districts to help them meet their accountability, expenditure, progress and final close out reporting requirements once they have received State funds for their school facility projects.
- > [Yearly Report on the State General Obligation Bond Measure for the School Facility Program](#) 1/2 This report details various performance and outcome measures for Proposition 1D etc.

Search

Bond Accountability Phase(a):

Proposition:

County:

School District:

School Zip Code(b):

or

Legislative District Code: State Senate District State Assembly District

(a) For Front-End, you cannot search by Proposition because these projects have not been funded.

4. If you click “Continue” without entering any search criteria, all projects in the Front-End stage will appear. Click on the Project Number to see project-specific information.

CA .GOV STRATEGIC GROWTH PLAN BOND ACCOUNTABILITY

Skip to: [Content](#) | [Footer](#) | [Accessibility](#) Search California GO

Home Bond Information Executive Order Strategic Growth Plan 5-Year Infrastructure Plan

Office of Governor GAVIN NEWSOM

Home » Bond Information » Education » Search Bond Accountability

Front-End All Counties All Districts

Alameda County

Alameda City Unified School District

Project Number	Program	School Name	State Funds Provided	Bond Accountability Phase
57/61119-00-020	Modernization	EDISON ELEMENTARY	---	Front-End
50/61119-02-002	New Construction	ENCINAL JUNIOR/SENIOR HIGH	---	Front-End
57/61119-00-024	Modernization	ENCINAL JUNIOR/SENIOR HIGH	---	Front-End
57/61119-00-021	Modernization	FRANKLIN ELEMENTARY	---	Front-End
57/61119-00-022	Modernization	LINCOLN MIDDLE	---	Front-End

Albany Unified School District

Project Number (1)	Program	School Name	State Funds Provided	Bond Accountability Phase
50/61127-00-004	New Construction	ALBANY HIGH	---	Front-End
50/61127-00-003	New Construction	ALBANY MIDDLE	---	Front-End
51/61127-00-001	Facility Hardship (New Construction)	MARIN ELEMENTARY	---	Front-End

Berkeley Unified School District

Project Number (1)	Program	School Name	State Funds Provided	Bond Accountability Phase
57/61143-00-019	Modernization	BERKELEY HIGH	---	Front-End
57/61143-00-020	Modernization	JEFFERSON PRIMARY	---	Front-End
57/61143-00-018	Modernization	JOHN MUIR	---	Front-End
57/61143-00-022	Modernization	LONGFELLOW INTERMEDIATE	---	Front-End
57/61143-00-023	Modernization	WASHINGTON PRIMARY	---	Front-End
57/61143-00-021	Modernization	WILLARD JUNIOR HIGH	---	Front-End

Castro Valley Unified School District

Project Number (1)	Program	School Name	State Funds Provided	Bond Accountability Phase
57/61150-00-025	Modernization	CANYON MIDDLE	---	Front-End

PROPOSITIONS

- 1B — Transportation
- 1C — Housing
- 1D — Education
- 1E — Flood Control
- 84 — Natural Resources

LEASE REVENUE BONDS

- Department of Corrections and Rehabilitation

SCHOOL BOND DATA

- Proposition 51 (Nov. 2016)
- Proposition 1D (Nov. 2006)
- Proposition 55 (Mar. 2004)
- Proposition 47 (Nov. 2002)
- Proposition 1A (Nov. 1998)


BOND ACCOUNTABILITY

- Front-End
- In Progress
- Follow-up (Audit)

OPSC RESOURCES

- Office of Public School Construction Management Information
- Regulations
- Law
- School Facility Programs HandBook
- School Facility Programs Audit Guide
- State Allocation Board Forms

5. Below is the result from clicking on 57/61119-00-020.




**STRATEGIC GROWTH PLAN
BOND ACCOUNTABILITY**

Skip to: [Content](#) | [Footer](#) | [Accessibility](#)

GO

[Home](#) | [Bond Information](#) | [Executive Order](#) | [Strategic Growth Plan](#) | [5-Year Infrastructure Plan](#)



[Home](#) » [Bond Information](#) » [Education](#) » [Bond Accountability](#)

School Facility Program: Front-End Summary

PROPOSITIONS

- » [1B — Transportation](#)
- » [1C — Housing](#)
- » [1D — Education](#)
- » [1E — Flood Control](#)
- » [84 — Natural Resources](#)

LEASE REVENUE BONDS

- » [Department of Corrections and Rehabilitation](#)

SCHOOL BOND DATA

- » [Proposition 51 \(Nov. 2016\)](#)
- » [Proposition 1D \(Nov. 2006\)](#)
- » [Proposition 55 \(Mar. 2004\)](#)
- » [Proposition 47 \(Nov. 2002\)](#)
- » [Proposition 1A \(Nov. 1998\)](#)


BOND ACCOUNTABILITY

- » [Front-End](#)
- » [In-Progress](#)
- » [Follow-up \(Audit\)](#)

OPSC RESOURCES

- » [Office of Public School Construction Management Information](#)
- » [Regulations](#)
- » [Law](#)
- » [School Facility Programs HandBook](#)
- » [School Facility Programs Audit Guide](#)
- » [State Allocation Board Forms](#)

District:	Alameda City Unified
County:	Alameda
District Sup:	Mr. Pasquale Scuderi
District Rep:	Mr. Robbie Lyng
School:	Edison Elementary (6090013) 2700 Buena Vista Ave., Alameda, CA 94501
Application No:	57/61119-00-020
Apportionment Phase:	Adjusted Full Grant
Status:	Application Complete



(Mouse over the photo to enlarge it)

Project Description	
Type of Application:	Modernization
Type of School:	Elementary School
Scope of Work:	This is a modernization project.


Site Size			
Master Plan Acres:	0	Existing Acres:	3.83
Recommended Acres:	9.5	Proposed Acres:	0
Classrooms:	13		
Elementary Pupils:	127	Severe SDC:	0
Middle School Pupils:	0	Non-Severe SDC:	0
High School Pupils:	0		

Mouse over these icons to learn more.

If you have any questions regarding this information you can contact the assigned Project Manager:

OPSC Project Manager:	Nicole Hvisc
Telephone:	(916) 376-3826
E-mail Address:	nicole.hvisc@dgs.ca.gov

6. If you were searching for In-Progress projects using the Left-Hand Navigation pane and Searched All projects, below is the result of clicking on 57/61119-00-023 under In-Progress. In-Progress projects have received a fund release.




**STRATEGIC GROWTH PLAN
BOND ACCOUNTABILITY**

Skip to: [Content](#) | [Footer](#) | [Accessibility](#)

GO

Home
Bond Information
Executive Order
Strategic Growth Plan
5-Year Infrastructure Plan



Office of Governor
GAVIN NEWSOM

[Home](#) -> [Bond Information](#) -> [Education](#) -> [Bond Accountability](#)

PROPOSITIONS

- » 1B — Transportation
- » 1C — Housing
- » 1D — Education
- » 1E — Flood Control
- » 84 — Natural Resources

LEASE REVENUE BONDS

- » Department of Corrections and Rehabilitation

SCHOOL BOND DATA

- » Proposition 51 (Nov. 2016)
- » Proposition 1D (Nov. 2006)
- » Proposition 55 (Mar. 2004)
- » Proposition 47 (Nov. 2002)
- » Proposition 1A (Nov. 1998)

BOND ACCOUNTABILITY


- » In-Progress
- » Review of Quality

OPSC RESOURCES

- » Office of Public School Construction Management Information
- » Regulations
- » Law
- » School Facility Programs HandBook
- » School Facility Programs Audit Guide
- » State Allocation Board Forms

School Facility Program: In-Progress Summary

District:	Alameda City Unified
County:	Alameda
District Sup:	Mr. Pasquale Scuderi
District Rep:	Mr. Robbie Lyng
School:	Alameda High (130229) 2201 Encinal Ave., Alameda, CA 94501
Application No:	57/61119-00-023
Apportionment Phase:	Adjusted Full Grant
Status: ?	PM Complete



(Mouse over the photo to enlarge it)


Quick Link to: [Apportionment Detail](#) | [Accounting History](#) | [Annual Expenditure Report](#) | [Total Project Expenditures to Date](#) | Project Information Worksheet Not Available

Project Description	
Type of Application:	Modernization
Type of School:	High School
Scope of Work:	This is a modernization project.

Site Size			
Master Plan Acres:	0	Existing Acres:	14.82
Recommended Acres:	47.1	Proposed Acres:	0
Classrooms:	7		
Elementary Pupils:	0	Severe SDC:	0
Middle School Pupils:	0	Non-Severe SDC:	0
High School Pupils:	149		

Apportionment Detail			
Category	Apportionment	Fund Released	Balance
50 Year Old Modernization: ?	\$1,407,800.00	\$1,407,800.00	\$0.00
Small School: ?	\$56,312.00	\$56,312.00	\$0.00
Urban Security: ?	\$358,739.00	\$358,739.00	\$0.00

7. If you were searching for Follow-Up (Audit) projects using the Left-Hand Navigation pane and Searched All projects, below is the result of clicking on 57/61259-00-070. Follow-Up (Audit) projects have reached their deadline to complete the project, or the school district has notified OPSC earlier that the project is completed. Clicking on Apportionment Detail, Accounting History, Annual Expenditure Report, Total Project Funding, and Project Information Worksheet provide additional new windows of detail.



STRATEGIC GROWTH PLAN
BOND ACCOUNTABILITY

Skip to: [Content](#) | [Footer](#) | [Accessibility](#)

GO


Home

Bond Information

Executive Order

Strategic Growth Plan

5-Year Infrastructure Plan



Office of Governor
GAVIN NEWSOM

Home » [Bond Information](#) » [Education](#) » [Bond Accountability](#)

School Facility Program: Follow-up Summary

District:	Oakland Unified
County:	Alameda
District Sup:	Dr. Kyla Johnson-Trammell
District Rep:	Mr. Tadashi Nakadegawa
School:	Washington Elementary (6002232) 581 61st St, Oakland, CA 94609
Application No:	57/61259-00-070
Apportionment Phase:	Adjusted Full Grant
Status: ?	100% complete on 1/16/2020

Quick Link to: [Apportionment Detail](#) | [Accounting History](#) | [Annual Expenditure Report](#) | [Total Project Funding](#) | Project Information Worksheet Not Available

Project Description	
Type of Application:	Modernization
Type of School:	Elementary School
Scope of Work:	This is a modernization project.

Site Size			
Master Plan Acres:	0	Existing Acres:	8
Recommended Acres:	4	Proposed Acres:	0
Classrooms:	15		
Elementary Pupils:	50	Severe SDC:	0
Middle School Pupils:	0	Non-Severe SDC:	0
High School Pupils:	0		

Apportionment Detail			
Category	Apportionment	Fund Released	Balance
Modernization: ?	\$92,825.00	\$92,825.00	\$0.00
50 Year Old Modernization: ?	\$128,925.00	\$128,925.00	\$0.00
Small School: ?	\$26,610.00	\$26,610.00	\$0.00
Fire Code Compliance: ?	\$6,653.00	\$6,653.00	\$0.00

PROPOSITIONS

- » 1B — Transportation
- » 1C — Housing
- » 1D — Education
- » 1E — Flood Control
- » 84 — Natural Resources

LEASE REVENUE BONDS

- » Department of Corrections and Rehabilitation

SCHOOL BOND DATA

- » Proposition 51 (Nov. 2016)
- » Proposition 1D (Nov. 2006)
- » Proposition 55 (Mar. 2004)
- » Proposition 47 (Nov. 2002)
- » Proposition 1A (Nov. 1998)

BOND ACCOUNTABILITY

- » Front-End
- » Follow-up (Audit)

OPSC RESOURCES

- » Office of Public School Construction Management Information
- » Regulations
- » Law
- » School Facility Programs HandBook
- » School Facility Programs Audit Guide
- » State Allocation Board Forms