

State Allocation Board Meeting Notice and Agenda



Rebecca Kirk, Executive Officer
Office of Public School Construction
707 3rd Street, 4th Floor
West Sacramento, CA 95605

Hybrid Public Meeting
Wednesday, May 29, 2024
East End Complex
1500 Capitol Avenue, Auditorium*
Sacramento, CA 95814
4:00 p.m.*

The upcoming meeting of the State Allocation Board will be in person and also conducted by way of Zoom meeting. This is consistent with Senate Bill 544 (Chapter 216, Statutes of 2023). The physical, publicly accessible in person location from which members of the public may observe and offer public comment is reflected above.

Interested persons may observe the meeting by going to Zoom Meeting at:

Join from a PC, Mac, iPad, iPhone or Android device:

<https://us06web.zoom.us/j/81540105474?pwd=u8UDhXa2fhQBN0xalxF8i3P2b54XW4.1>

Passcode: 979480

Or Telephone:

Dial:

USA 213 787 0529 US Toll

USA 888 808 6929 US Toll-free

Conference code: 991990

The Board will meet in Closed Session pursuant to Government Code Section 11126(e)(1).

General Information

(916) 376-1771

For further information, please contact your Project Manager.

*Meeting location and time subject to change.

Individuals who need auxiliary aids for effective participation are invited to make their requests and preferences known to Ms. Lisa Jones at (916) 376-1771 or OPSCCommunications@dgs.ca.gov five days prior to the meeting.

A copy of the 10-Day Meeting Notice can be found on [OPSC's website](#).

May 29, 2024

AGENDA

CLOSED SESSION

Pursuant to Government Code Section 11126(e)(1), the State Allocation Board will meet in Closed Session for the purpose of conferring with and receiving advice from legal counsel regarding pending litigation.

<u>SUBJECT</u>	<u>PRESENTER</u>	<u>PAGE</u>
Call Meeting to Order	Chair	
Roll Call	Secretary	
Table of Contents		i - ii
Alphabetical Listing		iii - iv
Minutes of April 3, 2024		1 - 11
Delegation of Authority for Deputy Executive Officer		12
Executive Officer Statement		13 - 14

CONSENT AGENDA

SCHOOL FACILITY PROGRAM

Resolution	15
Eligibility Approvals	16 - 28
Funding	29 - 43
Unfunded Approvals	44 - 49
Facility Hardship/Rehabilitation Program	50 - 85

CALIFORNIA PRESCHOOL, TRANSITIONAL KINDERGARTEN AND FULL-DAY KINDERGARTEN FACILITIES GRANT PROGRAM

Resolution	86
Amended Design Approvals	87 - 101
Extensions To Fund Release Deadline	102 - 115

OTHER PROGRAMS

Exemption for Independent Study Facilities	116 - 118
Unused Sites Program	119 - 120

NEXT MONTHLY STATE ALLOCATION BOARD MEETING – JUNE 26, 2024

May 29, 2024

AGENDA

<u>SUBJECT</u>	<u>PAGE</u>
<u>FINANCIAL REPORTS</u>	121 - 139
<u>ACTION ITEMS</u>	
PRIORITY FUNDING SCHOOL CONSTRUCTION APPORTIONMENTS	140 - 161
To provide priority School Facility Program funding Apportionments totaling approximately \$88.8 million for 11 projects that submitted a valid certification.	
<u>REPORTS, DISCUSSION ITEMS, AND INFORMATION ITEMS</u>	
CONSTRUCTION COST INDICES COMPARISONS	162 - 171
To present information on alternative construction cost indices that could be used for the annual adjustment to the School Facility Program grants.	
State Allocation Board Three-Month Projected Workload	172 - 173
Dates for 2024 State Allocation Board Meetings	174
School Facility Program Unfunded List (Regulation Section 1859.95)	175 - 177
School Facility Program Workload List	178 - 185
California Preschool, Transitional Kindergarten and Full-Day Kindergarten Facilities Grant Program Workload List	186 - 194
School Facility Program Applications Received Beyond Bond Authority List (Regulation Section 1859.95.1)	195 - 215
Facility Hardship/Rehabilitation Approvals Without Funding	216 - 217
School Facility Program Financial Hardship Regulation Section 1859.81	218 - 221

May 29, 2024 AGENDA

School District	County	Category	Page No.
ALAMEDA CITY UNIFIED	ALAMEDA	SFP - New Constr.	Consent 19
ALAMEDA CITY UNIFIED	ALAMEDA	SFP - New Constr.	Consent 29
ARMONA UNION ELEMENTARY	KINGS	FDK - New Constr.	Consent 86
ARVIN UNION ELEMENTARY	KERN	FDK - New Constr.	Consent 86
BLACK OAK MINE UNIFIED	EL DORADO	SFP - New Constr.	Consent 19
CHICO UNIFIED	BUTTE	SFP - New Constr.	Consent 19
CHICO UNIFIED	BUTTE	SFP - New Constr.	Consent 29
CHOWCHILLA ELEMENTARY	MADERA	FDK - New Constr.	Consent 86
CLOVIS UNIFIED	FRESNO	SFP - Mod.	Consent 29
DESERT SANDS UNIFIED	RIVERSIDE	SFP - Mod.	Consent 19
DOWNEY UNIFIED	LOS ANGELES	SFP - Mod.	Consent 19
DOWNEY UNIFIED	LOS ANGELES	SFP - Mod.	Consent 29
DOWNEY UNIFIED	LOS ANGELES	SFP - New Constr.	Consent 29
FARMERSVILLE UNIFIED	TULARE	FDK - New Constr.	Consent 86
FRANKLIN ELEMENTARY	SUTTER	FDK - New Constr.	Consent 86
FRESNO UNIFIED	FRESNO	Continued Use	Consent 116
GREENFIELD UNION ELEMENTARY	MONTEREY	FDK - New Constr.	Consent 102
HERMOSA BEACH CITY ELEMENTARY	LOS ANGELES	SFP - New Constr.	Consent 19
HICKMAN ELEMENTARY	STANISLAUS	Unused Sites	Consent 119
JEFFERSON ELEMENTARY	SAN MATEO	SFP - Mod.	Consent 19
KINGS CANYON JOINT UNIFIED	FRESNO	SFP - New Constr.	Consent 16
KINGS CANYON JOINT UNIFIED	FRESNO	SFP - New Constr.	Consent 19
KINGS CANYON JOINT UNIFIED	FRESNO	SFP - New Constr.	Consent 29
LAGUNITA ELEMENTARY	MONTEREY	FDK - New Constr.	Consent 107
LIVERMORE VALLEY JOINT UNIFIED	ALAMEDA	SFP - Mod.	Consent 29
LIVERMORE VALLEY JOINT UNIFIED	ALAMEDA	SFP - New Constr.	Consent 19
LIVERMORE VALLEY JOINT UNIFIED	ALAMEDA	SFP - New Constr.	Consent 29
LONG BEACH UNIFIED	LOS ANGELES	SFP - Mod.	Consent 16
LONG BEACH UNIFIED	LOS ANGELES	SFP - Mod.	Consent 19
LOS ANGELES UNIFIED	LOS ANGELES	SFP - Mod.	Consent 19
LOS ANGELES UNIFIED	LOS ANGELES	SFP - New Constr.	Consent 50
LOS ANGELES UNIFIED	LOS ANGELES	SFP - New Constr.	Consent 56
LOS ANGELES UNIFIED	LOS ANGELES	SFP - New Constr.	Consent 62

May 29, 2024 AGENDA

School District	County	Category	Page No.
LOS ANGELES UNIFIED	LOS ANGELES	SFP - New Constr.	Consent 68
LOS ANGELES UNIFIED	LOS ANGELES	SFP - New Constr.	Consent 74
LOS ANGELES UNIFIED	LOS ANGELES	SFP - New Constr.	Consent 80
MARTINEZ UNIFIED	CONTRA COSTA	SFP - New Constr.	Consent 19
MARTINEZ UNIFIED	CONTRA COSTA	SFP - Mod.	Consent 19
MARTINEZ UNIFIED	CONTRA COSTA	SFP - Mod.	Consent 29
MCFARLAND UNIFIED	KERN	FDK - New Constr.	Consent 86
NOVATO UNIFIED	MARIN	SFP - New Constr.	Consent 16
NOVATO UNIFIED	MARIN	SFP - New Constr.	Consent 19
OAKLAND UNIFIED	ALAMEDA	SFP - Mod.	Consent 19
PALM SPRINGS UNIFIED	RIVERSIDE	SFP - Mod.	Consent 19
POINT ARENA JOINT UNION HIGH	MENDOCINO	SFP - Charter	Consent 44*
POMONA UNIFIED	LOS ANGELES	SFP - Mod.	Consent 19
REDDING ELEMENTARY	SHASTA	SFP - Mod.	Consent 19
REDDING ELEMENTARY	SHASTA	SFP - Mod.	Consent 29
REEF-SUNSET UNIFIED	KINGS	SFP - Mod.	Consent 29
SAN JUAN UNIFIED	SACRAMENTO	SFP - Charter	Consent 44*
SAN JUAN UNIFIED	SACRAMENTO	SFP - Charter	Consent 44*
SAN MATEO UNION HIGH	SAN MATEO	Unused Sites	Consent 120
SHAFFER UNION	LASSEN	FDK - New Constr.	Consent 86
SOLEDAD UNIFIED	MONTEREY	FDK - New Constr.	Consent 112
UPPER LAKE UNIFIED	LAKE	FDK - New Constr.	Consent 86
VACAVILLE UNIFIED	SOLANO	SFP - Mod.	Consent 19
WHEATLAND UNION HIGH	YUBA	SFP - Mod.	Consent 19

OPSC PROGRAM CODES

SCHOOL FACILITY PROGRAM (SFP)

- 50 – NEW CONSTRUCTION
- 51 – FACILITY HARDSHIP NEW CONSTRUCTION
- 52 – SFP JOINT-USE
- 53 – CRITICALLY OVERCROWDED SCHOOLS
- 54 – CHARTER SCHOOL FACILITIES PROGRAM
- 55 – CAREER TECH NEW CONSTRUCTION
- 56 – OVERCROWDING RELIEF GRANT PROGRAM
- 57 – MODERNIZATION
- 58 – FACILITY HARDSHIP MODERNIZATION
- 59 – CAREER TECH MODERNIZATION

OTHER PROGRAMS

- 25 – STATE RELOCATABLE CLASSROOM PROGRAM
- 34 – AIR CONDITIONING AND/OR INSULATION PROGRAM
- 40 – DEFERRED MAINTENANCE PROGRAM
- 61 – EMERGENCY REPAIR PROGRAM
- 64 -- MEMBER REQUEST
- 70 – CALIFORNIA PRESCHOOL, TRANSITIONAL KINDERGARTEN AND FULL-DAY KINDERGARTEN FACILITIES GRANT PROGRAM (NEW CONSTRUCTION)
- 71 – CALIFORNIA PRESCHOOL, TRANSITIONAL KINDERGARTEN AND FULL-DAY KINDERGARTEN FACILITIES GRANT PROGRAM (RETROFIT)

Minutes

MINUTES

State Allocation Board

April 3, 2024

Upon notice duly given, the meeting of the State Allocation Board (SAB) was held at the East End Complex, located at 1500 Capitol Avenue, in the Auditorium, in Sacramento, California on April 3, 2024 at 4:00 p.m.

Ms. Michele Perrault, the SAB Chair, announced that this meeting was being held in person for anyone who would like to provide public comment in person. This meeting was also conducted by way of Zoom meeting for members of the public participating remotely. The meeting was physically webcast from the East End Complex, located at 1500 Capitol Avenue, in the Auditorium, in Sacramento.

Members of the SAB were present in order to establish a quorum for the meeting as follows:

- Michele Perrault, Chief Deputy Director, Policy, Department of Finance (DOF), designated representative for Joe Stephenshaw, Director, DOF
- Ana Lasso, Director, Department of General Services
- Juan Mireles, Director, School Facilities and Transportation Services Division, California Department of Education, designated representative for Tony Thurmond, Superintendent of Public Instruction
- Jeremy Smith, Governor's appointee
- Senator Scott Wilk
- Senator John Laird
- Senator Josh Newman
- Assembly Member Laurie Davies

Members of the SAB absent were as follows:

- Assembly Member Al Muratsuchi
- Assembly Member David Alvarez

Representative of the State Allocation Board/Office of Public School Construction (OPSC), was as follows:

- Rebecca Kirk, Executive Officer

Representatives of the Department of General Services, OPSC, were as follows:

- Rebecca Kirk, Executive Officer
- Michael Watanabe, Deputy Executive Officer

Representative of the Department of General Services, Office of Legal Services, was as follows:

- Ephraim Egan, Staff Counsel

Before a quorum was established, Ms. Perrault, Chair, called the meeting to order at 4:05 p.m. and introduced herself as the new SAB Chair. She presented an SAB Resolution to Ms. Gayle Miller, who was the former Chair of the SAB. The Chair and SAB members thanked Ms. Miller for her service to the SAB, stated that she would be missed, and wished her well on her new endeavors. The Chair then requested a quorum be established and the meeting began.

PRIOR MINUTES

A motion was made, and seconded, to approve the February 28, 2024 meeting Minutes. The Chair called for a roll-call vote and the motion carried per the following votes:

MEMBER	AYE	NAY	ABSTAIN	ABSENT
Senator Wilk	X			
Senator Laird	X			
Senator Newman	X			
Assembly Member Muratsuchi				X
Assembly Member Davies	X			
Assembly Member Alvarez				X
Juan Mireles	X			
Jeremy Smith	X			
Ana Lasso	X			
Michele Perrault	X			
Total	8			2

Motion:

Carried X

Failed

EXECUTIVE OFFICER’S STATEMENT

The Executive Officer informed the SAB of the following:

Upcoming Priority Funding Round

A bond sale was opened by the State Treasurer’s Office (STO) on March 26, 2024, and OPSC anticipates receiving proceeds from the bond sale. OPSC will present projects on the Unfunded List (Lack of AB 55 Loans) at the May SAB meeting for Priority Funding Apportionments and will notice the projects to receive apportionments prior to the May meeting once the STO confirms the amounts that OPSC will receive.

Construction Cost Indices Updates

At the January 24, 2024 SAB meeting, OPSC was directed to research alternative construction cost indices that could be used for the annual adjustment to School Facility Program (SFP) grants and was further directed to provide updates on these efforts as well as provide updates related to a potential statewide school facilities bond.

In response to the SAB’s direction to research alternative construction cost indices, staff has continued to meet with stakeholders and research is still underway to evaluate and compare several indices. An item presenting the results of staff’s research will be presented at a future SAB meeting.

Statewide School Facilities Bond Update

Proposed Legislation

The Governor stated that the Administration expects to enter into negotiations with the Legislature on education facilities bond proposals to reach agreement on a bond proposal to be considered in the November 2024 election. There are two such bond bills pending in the Legislature, and staff continues to monitor these two bills and will provide updates over the coming months:

EXECUTIVE OFFICER’S STATEMENT (cont.)

Statewide School Facilities Bond Update (cont.)

- Assembly Bill 247 – Education finance: school facilities: Transitional Kindergarten through Community College Public Education Facilities Bond Act of 2024 (Muratsuchi, Fong, Wilson, et al.)
- Senate Bill 28 – Education finance: school facilities: Public Preschool, K-12, and College Health and Safety Bond Act of 2024 (Glazer)

Next Meeting

There will be no meeting on Wednesday, April 24, 2024. The next meeting is scheduled for Wednesday, May 22, 2024. The time and location of the meeting will be determined and announced at a later date.

CONSENT ITEMS

A motion was made, and seconded, to approve the Consent calendar as presented. The Chair called for a roll-call vote and the motion carried per the following votes:

MEMBER	AYE	NAY	ABSTAIN	ABSENT
Senator Wilk	X			
Senator Laird	X			
Senator Newman	X			
Assembly Member Muratsuchi				X
Assembly Member Davies	X			
Assembly Member Alvarez				X
Juan Mireles	X			
Jeremy Smith	X			
Ana Lasso	X			
Michele Perrault	X			
Total	8			2

Motion:

Carried X
 Failed

FINANCIAL REPORTS

The SAB accepted the Financial Reports as presented.

APPEAL ITEMS

Lassen View Union Elementary/Tehama 50/71563-00-002 and 57/71563-00-001

A motion was made, and seconded, to grant the District’s appeal and approve the District’s request for Financial Hardship status based on “other evidence” for two design funding requests. An Apportionment was approved for the new construction application (Application #50/71563-00-002) in the total amount of \$1,277,332 as shown on Attachment D1. An Apportionment was also approved for the modernization application (Application #57/71563-00-001) in the total amount of \$582,741.67 as shown on Attachment D2. In addition, the SAB’s approval included the requirement that the District must attempt to pass a local bond measure before submitting an appeal for Financial Hardship status based on “other evidence” for future full funding grant requests for the two projects.

APPEAL ITEMS (cont.)

Lassen View Union Elementary/Tehama 50/71563-00-002 and 57/71563-00-001 (cont.)

The Chair called for a roll-call vote and the motion carried per the following votes:

MEMBER	AYE	NAY	ABSTAIN	ABSENT
Senator Wilk	X			
Senator Laird	X			
Senator Newman	X			
Assembly Member Muratsuchi				X
Assembly Member Davies	X			
Assembly Member Alvarez				X
Juan Mireles	X			
Jeremy Smith	X			
Ana Lasso	X			
Michele Perrault	X			
Total	8			2

Motion:

Carried X

Failed

Pioneer Union Elementary/Butte 50/73379-00-002

A motion was made, and seconded, to approve the District’s appeal request, including the following:

- Request funding based on the 2019/2020 enrollment year that was in effect at the time of the fire in early September 2020.
- Request funding based on the District’s current need to house pupils displaced by the fire, rather than on the projected need to house new pupils.
- Request approval to process and provide an expedited Apportionment for the Berry Creek Elementary School, Application #50/73379-00-002, in advance of the current projects on the SFP Workload List and Applications Received Beyond Bond Authority List.
- Request exemption from the regulatory requirement to include any classroom(s) for which a contract was signed for the construction or acquisition of facilities in the District’s gross classroom inventory.
- Request that the design funding previously approved for the project under Application #51/73379-00-001 be offset from the approval of Application #50/73379-00-002 as shown on Attachment C, as the design made from the proceeds of that approval constitutes the work that will be completed in this application.

APPEAL ITEMS (cont.)

Pioneer Union Elementary/Butte 50/73379-00-002 (cont.)

The Chair called for a roll-call vote and the motion carried per the following votes:

MEMBER	AYE	NAY	ABSTAIN	ABSENT
Senator Wilk	X			
Senator Laird	X			
Senator Newman	X			
Assembly Member Muratsuchi				X
Assembly Member Davies	X			
Assembly Member Alvarez				X
Juan Mireles	X			
Jeremy Smith	X			
Ana Lasso	X			
Michele Perrault	X			
Total	8			2

Motion:

Carried X
 Failed

In discussing this appeal, the SAB suggested that staff consider any potential statutory or SFP regulatory changes that could be used to better address needs for school districts impacted by natural disasters.

REPORTS, DISCUSSION ITEMS, AND INFORMATION ITEMS

The SAB acknowledged the following reports:

- ***State Allocation Board Three-Month Projected Workload***
- ***State Allocation Board Meeting Dates for the 2024 Calendar Year***
- ***School Facility Program Unfunded List as of February 28, 2024***
- ***School Facility Program Workload List of Applications Received Through February 29, 2024***
- ***California Preschool, Transitional Kindergarten and Full-Day Kindergarten Facilities Grant Program Workload List of Applications Received Through February 29, 2024***
- ***School Facility Program Applications Received Beyond Bond Authority List as of February 29, 2024***
- ***Facility Hardship/Rehabilitation Approvals Without Funding as of February 28, 2024***

April 3, 2024

ADJOURNMENT

There being no further business to come before the SAB, the Chair adjourned the meeting at 4:56 p.m.

A handwritten signature in blue ink that reads "Rebecca Kiri". The signature is written in a cursive style with a large initial 'R' and 'K'.

ATTACHMENT A

Approved Consent Items on 04/03/2024

Program	Application No.	School District	County Name
SFP – New Constr.	50/61838-00-009	BUCKEYE UNION ELEMENTARY	EL DORADO
SFP – New Constr.	50/61838-00-000	BUCKEYE UNION ELEMENTARY	EL DORADO
SFP – Charter	54/61424-00-006	CHICO UNIFIED	BUTTE
SFP – Charter	54/61424-00-007	CHICO UNIFIED	BUTTE
SFP – Mod.	57/62117-00-000	CLOVIS UNIFIED	FRESNO
SFP – Mod.	57/62117-00-064	CLOVIS UNIFIED	FRESNO
SFP – Mod.	57/67058-00-000	DESERT SANDS UNIFIED	RIVERSIDE
SFP – Mod.	57/67058-00-023	DESERT SANDS UNIFIED	RIVERSIDE
SFP – New Constr.	50/64451-00-018	DOWNEY UNIFIED	LOS ANGELES
SFP – New Constr.	50/64451-00-000	DOWNEY UNIFIED	LOS ANGELES
SFP – Mod.	57/64451-00-000	DOWNEY UNIFIED	LOS ANGELES
SFP – New Constr.	50/67082-00-000	HEMET UNIFIED	RIVERSIDE
SFP – New Constr.	50/67082-00-017	HEMET UNIFIED	RIVERSIDE
SFP – New Constr.	50/75044-00-038	HESPERIA UNIFIED	SAN BERNARDINO
SFP – New Constr.	50/75044-00-037	HESPERIA UNIFIED	SAN BERNARDINO
SFP – New Constr.	50/73650-04-001	IRVINE UNIFIED	ORANGE
SFP – New Constr.	50/73650-03-001	IRVINE UNIFIED	ORANGE
SFP – New Constr.	50/73650-01-000	IRVINE UNIFIED	ORANGE

ATTACHMENT A

Approved Consent Items on 04/03/2024

Program	Application No.	School District	County Name
SFP – New Constr.	50/73650-02-000	IRVINE UNIFIED	ORANGE
SFP – New Constr.	50/73650-03-000	IRVINE UNIFIED	ORANGE
SFP – New Constr.	50/73650-04-000	IRVINE UNIFIED	ORANGE
SFP – Mod.	57/64022-00-015	KONOCTI UNIFIED	LAKE
SFP – Mod.	57/68957-00-003	LAS LOMITAS ELEMENTARY	SAN MATEO
SFP – Mod.	57/68957-00-004	LAS LOMITAS ELEMENTARY	SAN MATEO
SFP – Mod.	57/68957-00-000	LAS LOMITAS ELEMENTARY	SAN MATEO
SFP – Mod.	57/61200-00-000	LIVERMORE VALLEY JOINT UNIFIED	ALAMEDA
SFP – Mod.	57/64733-00-000	LOS ANGELES UNIFIED	LOS ANGELES
SFP – Mod.	57/64733-28-000	LOS ANGELES UNIFIED	LOS ANGELES
SFP – Mod.	57/64733-00-732	LOS ANGELES UNIFIED	LOS ANGELES
SFP – New Constr.	51/64733-00-008	LOS ANGELES UNIFIED	LOS ANGELES
SFP – New Constr.	51/64733-22-001	LOS ANGELES UNIFIED	LOS ANGELES
SFP – New Constr.	51/64733-22-002	LOS ANGELES UNIFIED	LOS ANGELES
SFP – New Constr.	51/64733-00-005	LOS ANGELES UNIFIED	LOS ANGELES
SFP – New Constr.	51/64733-00-006	LOS ANGELES UNIFIED	LOS ANGELES
SFP – New Constr.	51/64733-00-007	LOS ANGELES UNIFIED	LOS ANGELES
SFP – Career Tech	55/64733-00-022	LOS ANGELES UNIFIED	LOS ANGELES

ATTACHMENT A

Approved Consent Items on 04/03/2024

Program	Application No.	School District	County Name
SFP – New Constr.	50/61739-00-005	MARTINEZ UNIFIED	CONTRA COSTA
SFP – New Constr.	50/73908-00-011	MCFARLAND UNIFIED	KERN
SFP – Mod.	57/75283-00-006	NATOMAS UNIFIED	SACRAMENTO
SFP – New Constr.	50/75283-00-027	NATOMAS UNIFIED	SACRAMENTO
SFP – Mod.	57/75283-00-007	NATOMAS UNIFIED	SACRAMENTO
SFP – New Constr.	50/75283-00-026	NATOMAS UNIFIED	SACRAMENTO
SFP – Mod.	57/75283-00-000	NATOMAS UNIFIED	SACRAMENTO
SFP – Mod.	57/64873-00-000	PARAMOUNT UNIFIED	LOS ANGELES
SFP – Mod.	57/64873-00-013	PARAMOUNT UNIFIED	LOS ANGELES
SFP – Mod.	57/64907-00-041	POMONA UNIFIED	LOS ANGELES
SFP – Mod.	57/64907-00-000	POMONA UNIFIED	LOS ANGELES
SFP – Mod.	57/64907-00-040	POMONA UNIFIED	LOS ANGELES
SFP – Mod.	57/73932-00-014	REEF-SUNSET UNIFIED	KINGS
SFP – New Constr.	50/63008-00-000	RIO DELL ELEMENTARY	HUMBOLDT
SFP – New Constr.	50/72561-00-007	RIO ELEMENTARY	VENTURA
SFP – Mod.	57/10330-00-000	RIVERSIDE COUNTY OFFICE OF EDUCATION	RIVERSIDE
SFP – Mod.	57/10330-00-001	RIVERSIDE COUNTY OFFICE OF EDUCATION	RIVERSIDE
SFP – New Constr.	50/67215-00-040	RIVERSIDE UNIFIED	RIVERSIDE

ATTACHMENT A

Approved Consent Items on 04/03/2024

Program	Application No.	School District	County Name
SFP – Mod.	57/67215-00-048	RIVERSIDE UNIFIED	RIVERSIDE
SFP – Mod.	57/67215-00-000	RIVERSIDE UNIFIED	RIVERSIDE
SFP – New Constr.	50/66928-01-002	ROSEVILLE JOINT UNION HIGH	PLACER
SFP – New Constr.	50/66928-01-000	ROSEVILLE JOINT UNION HIGH	PLACER
SFP – New Constr.	50/66928-02-000	ROSEVILLE JOINT UNION HIGH	PLACER
SFP – New Constr.	50/66928-03-000	ROSEVILLE JOINT UNION HIGH	PLACER
SFP – New Constr.	50/66928-04-000	ROSEVILLE JOINT UNION HIGH	PLACER
SFP – New Constr.	50/66928-05-000	ROSEVILLE JOINT UNION HIGH	PLACER
SFP – Mod.	57/67876-00-113	SAN BERNARDINO CITY UNIFIED	SAN BERNARDINO
SFP – Mod.	57/67876-00-000	SAN BERNARDINO CITY UNIFIED	SAN BERNARDINO
SFP – Mod.	57/61291-00-000	SAN LEANDRO UNIFIED	ALAMEDA
SFP – Mod.	57/61291-00-022	SAN LEANDRO UNIFIED	ALAMEDA
SFP – Mod.	57/61291-00-023	SAN LEANDRO UNIFIED	ALAMEDA
SFP – Mod.	57/68809-00-000	SAN LUIS COASTAL UNIFIED	SAN LUIS OBISPO
FDK – Retrofit	71/10405-00-001	SAN LUIS OBISPO COUNTY OFFICE OF EDUCATION	SAN LUIS OBISPO
SFP – Mod.	57/64980-00-021	SANTA MONICA-MALIBU UNIFIED	LOS ANGELES
SFP – Mod.	57/72223-00-002	TRAVER JOINT ELEMENTARY	TULARE
SFP – New Constr.	50/75739-00-000	TURLOCK UNIFIED	STANISLAUS

ATTACHMENT A

Approved Consent Items on 04/03/2024

Program	Application No.	School District	County Name
SFP – New Constr.	50/75739-00-006	TURLOCK UNIFIED	STANISLAUS
SFP – Mod.	57/72256-00-000	VISALIA UNIFIED	TULARE
SFP – Mod.	57/72256-00-032	VISALIA UNIFIED	TULARE

RESOLUTION OF THE STATE ALLOCATION BOARD
DELEGATION OF AUTHORITY TO MICHAEL WATANABE
DEPUTY EXECUTIVE OFFICER

WHEREAS, Rebecca Kirk, Executive Officer of the State Allocation Board, has been delegated certain functions by the Board, and

WHEREAS, Michael Watanabe has been appointed Deputy Executive Officer for the Office of Public School Construction.

NOW, THEREFORE, BE IT RESOLVED, That any authority to perform all functions heretofore or hereafter delegated to the Executive Officer may be further delegated by the Executive Officer to the Deputy Executive Officer, including but not limited to, the authority to sign contracts authorized by the State Allocation Board and the authority to file regulations on behalf of the State Allocation Board. This authority shall be effective from May 29, 2024 forward.

Executive Officer Statement

EXECUTIVE OFFICER STATEMENT
State Allocation Board Meeting, May 29, 2024

CONSTRUCTION COST INDICES UPDATES

At the January 24, 2024 State Allocation Board (Board) meeting, the Board directed staff to research alternative construction cost indices that could be used for the annual adjustment to School Facility Program (SFP) grants and directed staff to provide updates on these efforts as well as updates related to a potential statewide school facilities bond. Today's agenda includes an informational item presenting the results of staff's research and a comparison of the construction cost index used by the Board since 2015 and four alternative indices.

STATEWIDE SCHOOL FACILITIES BOND UPDATES

Proposed Legislation

With the release of the Governor's Budget in January, the Governor expressed intent to negotiate with the Legislature to reach agreement on an education facilities bond proposal to be considered in the November 2024 election.

Currently, there are two education facilities bond bills pending in the Legislature. Staff is monitoring these bills and will provide further updates.

Assembly Bill 247 – Education finance: school facilities: Transitional Kindergarten Through Community College Public Education Facilities Bond Act of 2024 (Muratsuchi, Fong, Wilson, et al.)

Senate Bill 28 – Education finance: school facilities: Public Preschool, K-12, and College Health and Safety Bond Act of 2024 (Glazer)

Pursuant to California Elections Code Section 9040, the last day for a legislative measure to qualify for the November 5, 2024 General Election ballot is June 27, 2024.

Developer Fees

Statute authorizes school district governing boards to levy developer fees for construction within district boundaries, as specified, for the purpose of funding the construction or reconstruction of school facilities. An overview of the three levels of developer fees, which are levied on a per-square-foot basis, was included in the Executive Officer's statement for the February 28, 2024 Board meeting.

STATE BUDGET UPDATES

In April, the Governor and the Legislature agreed to an Early Action Agreement to begin addressing a projected state budget shortfall. In part, the Early Action Agreement adopted Governor's Budget proposals to reduce a planned 2024-25 investment for the SFP from \$875 million to \$375 million in one-time General Fund, and to delay \$550 million one-time General Fund planned for 2024-25 to 2025-26 for the California

Preschool, Transitional Kindergarten and Full-Day Kindergarten Facilities Grant Program.

The Governor released the May Revision on May 10, 2024. To further address the projected budget shortfall, the May Revision eliminates the remaining \$375 million one-time General Fund for the SFP in fiscal year 2024-25. Additionally, the May Revision eliminates the planned 2025-26 investment of \$550 million one-time General Fund for the California Preschool, Transitional Kindergarten, and Full-Day Kindergarten Facilities Grant Program, with an indication in the May Revision Budget Summary that such an investment could be considered for inclusion in education facilities bond proposals being contemplated by the Legislature.

The May Revision does not reference the Office of Public School Construction's current processing rate of approximately \$1.5 billion in SFP projects annually. If project processing continues at that rate, currently authorized funding for New Construction and Modernization projects (after Unfunded Approvals) may be exhausted by January 2025.

In the Financial Reports and Information Items of the agenda for each Board meeting, staff publishes the Status of Funds, the Workload List, and the Applications Received Beyond Bond Authority List. The Status of Funds report included in today's agenda reflects updates from the May Revision proposals.

NEXT MEETING

The next meeting is scheduled for Wednesday, June 26, 2024. The time and location of the meeting will be determined and announced at a later date. Additionally, the meeting originally planned for July 24, 2024 will be cancelled.

Consent

State of California
State Allocation Board**SCHOOL FACILITY PROGRAM**

This Resolution of the State Allocation Board (hereafter referred to as the “Board”) is applicable to the appropriate sections of the Education Code and is described and filed in the office of the Executive Officer and will be made available to all interested parties as the Resolution pertains to the documents attached hereto. Said documents were acted upon by the Board at its meeting on May 29, 2024.

WHEREAS, the Board has previously approved or determined to be approvable a number of projects for construction or modernization eligibility of facilities for school districts and is making apportionments and/or unfunded approvals for the grant amounts for projects that meet the Board’s criteria for the apportionment of grants pursuant to Education Code Sections 17072.10, 17078.52, 17078.70, 17079 or 17074.10 or Board Regulations 1859.81.1 or 1859.83;

WHEREAS, Treasury Regulations Section 1.150-2 require the State (on whose behalf the Board is acting) to declare its reasonable intent to provide grant funding to school districts, in accordance with Board policy and law, for costs of the projects with proceeds of State bonds.

NOW THEREFORE, BE IT RESOLVED:

1. This Resolution is adopted by the Board for the purposes of establishing compliance with Treasury Regulations Section 1.150-2 and this Resolution does not bind the Board to make any additional apportionment or bind the State to incur any indebtedness.
2. The Board anticipates that some or all of the school districts listed on the list of “Projects” referred to in this Resolution will pay certain capital expenditures in connection with some or all of the project’s cost prior to the issuance of bonds by the State to pay for the grants for the projects. The reimbursement of such costs is consistent with the State’s budgetary and financial circumstances, and in accordance with Board policy, as no other funds or accounts of the State have been budgeted or are available to pay the costs of the projects on either a short-term or a long-term basis.
3. The Board, acting on behalf of the State, hereby declares that it is the State’s official intent to use proceeds of general obligation bonds and/or General Fund proceeds that may become available for such purpose, consistent with the requirements of law that are in effect at the time the funds are available, to provide grants, in accordance with applicable, laws and regulations.
4. This Resolution shall be continuously available for inspection by the general public during normal business hours at the offices of the Board at 707 3rd Street, West Sacramento, California, commencing within one week after the date of enactment of this Resolution.
5. Any eligibility determination does not constitute a commitment of future funding by the Board.

SCHOOL FACILITY PROGRAM ELIGIBILITY ESTABLISHMENTS

PURPOSE OF REPORT

To present the Districts' requests for School Facility Program (SFP) eligibility approval.

DESCRIPTION

The school districts shown in the following sections have complied with State Allocation Board (Board) regulations regarding new construction or modernization eligibility determinations for the projects listed.

RECOMMENDATIONS

1. Approve the eligibility determinations for the districts/projects shown on the Attachment.
2. Provide that this approval of eligibility determination for the districts/projects listed does not constitute a commitment for future funding by the Board.
3. For purposes of any application for funding, provide that the district must comply with all requirements of law and regulations pertaining to the SFP.

ELIGIBILITY APPROVALS NEW CONSTRUCTION

<u>District</u>	<u>High School Attendance Area</u>	<u>County</u>	<u>Application Number 50/</u>	<u>Justification Document Date</u>	<u>Site Baseline Eligibility K-6</u>	<u>Site Baseline Eligibility 7-8</u>	<u>Site Baseline Eligibility 9-12</u>	<u>Site Baseline Eligibility Non-Severe</u>	<u>Site Baseline Eligibility Severe</u>
Kings Canyon Joint Unified	Orange Cove	Fresno	62265-01-000	02/15/2024	125	305	563	30	0
Kings Canyon Joint Unified	Reedley	Fresno	62265-02-000	02/15/2024	102	268	534	31	-9
Novato Unified	Novato High	Marin	65417-01-000	11/8/2023	-566	-446	-181	-23	0

ELIGIBILITY APPROVALS MODERNIZATION

<u>District</u>	<u>School Name</u>	<u>County</u>	<u>Application Number</u> <u>57/</u>	<u>Justification Document</u> <u>Date</u>	<u>Site Baseline Eligibility</u> <u>K-6</u>	<u>Site Baseline Eligibility</u> <u>7-8</u>	<u>Site Baseline Eligibility</u> <u>9-12</u>	<u>Site Baseline Eligibility</u> <u>Non Severe</u>	<u>Site Baseline Eligibility</u> <u>Severe</u>
Long Beach Unified	Robinson (Jackie) Elementary	Los Angeles	64725-00-000	03/07/2024	75	0	0	0	0

SCHOOL FACILITY PROGRAM **ELIGIBILITY ADJUSTMENTS**

PURPOSE OF REPORT

To adjust the baseline eligibility for new construction and modernization projects under the Leroy F. Greene School Facilities Act of 1998.

DESCRIPTION

The districts listed on Attachment A have received eligibility approval for new construction. There has been a change in their baseline in accordance with the California Code of Regulations relating to the Leroy F. Greene School Facilities Act of 1998, Section 1859.51.

The districts listed on Attachment B have received eligibility approval for modernization. There has been a change in their baseline in accordance with the California Code of Regulations relating to the Leroy F. Greene School Facilities Act of 1998, Section 1859.61.

RECOMMENDATIONS

1. Approve an adjustment to the new construction eligibility baseline determination as shown on Attachment A.
2. Approve an adjustment to the modernization eligibility baseline determination as shown on Attachment B.
3. Provide that this approval of adjusted eligibility determination does not constitute a commitment for future funding by the State Allocation Board.

KEY TO ADJUSTMENTS

NEW CONSTRUCTION ONLY

- (a) Reduced by the number of pupils provided grants in a new construction School Facility Program (SFP) project and by the number of pupils that received a Preliminary Apportionment pursuant to Section 1859.140 or a Preliminary Charter School Apportionment pursuant to Regulation Section 1859.162.2.
- (b) Reduced by the number of pupils housed, based on the loading standards pursuant to Ed. Code Section 17071.25(a)(2)(A), in a new construction LPP project funded under the provisions of the LPP pursuant to Regulation Section 1859.12 or 1859.13.
- (c) Reduced by the number of pupils housed in additional classrooms constructed or purchased based on the loading standards, pursuant to Ed. Code Section 17071.25(a)(2)(A), in a modernization SFP project.
- (d) Adjusted as a result of audit findings made pursuant to Regulation Sections 1859.90 and 1859.105.
- (e) Increased/decreased by changes in projected enrollment in subsequent enrollment reporting years, except as provided in (j) below.
- (f) Adjusted as a result of errors or omissions by the district or by the Office of Public School Construction (OPSC).
- (g) Adjusted as result of amendments to the SFP Regulations that affect the eligibility.
- (h) Increased by the number of pupils eligible for grants pursuant to Regulation Section 1859.82.1(b)(4)(A) or 1859.82.2(b)(4)(A).
- (i) Reduced by the number of pupils housed in classrooms provided after the baseline eligibility was determined by the State Allocation Board, with 12 exceptions at Regulation Section 1859.51(i).
- (j) For Small School Districts, following a 3-year period after the district's eligibility was approved by the Board, decreased by any reduction in projected enrollment, and by any increase in pupils in the latest CDE operational grant report per Ed. Code Sec. 42268.
- (k) Adjusted for any changes in classroom inventory as a result of a reorganization election.
- (l) For classroom loading standards adopted by the Board for non-severely and severely disabled individuals with exceptional needs.
- (m) As directed by the SAB due to finding a Material Inaccuracy pursuant to Section 1859.104.1.
- (n) Increased by the number of pupils that received a Preliminary Apportionment that was rescinded pursuant to Section 1859.148 or a Preliminary Charter School Apportionment that was rescinded pursuant to Section 1859.166.
- (o) Adjusted for operational grant changes as determined/provided by the California Department of Education.
- (p) For High School Attendance Area (HSAA) districts with Preliminary Apportionments within the 2002 or 2004 Critically Overcrowded School Facilities Account, adjusted in accordance with Regulation Section 1859.51(p)(1), (2), or (3).
- (q) Adjusted by the difference between the Alternative Enrollment Projection for the current enrollment reporting year and the projected enrollment determined pursuant to Section 1859.42 for the current enrollment reporting year, or by the eligibility remaining from this calculation that can no longer be utilized if the funds made available pursuant to EC Section 17071.75(a)(1)(A) have been exhausted.
- (r) Adjusted per Ed. Code Sec. 17071.75(b)(2) by the number of pupils housed, based on the loading standards per Ed. Code Sec. 17071.25(a)(2)(A), in any classroom(s) where title was relinquished to the School District receiving the transferred classrooms.
- (s) Increased by the capacity of classrooms included in an approved application, with two qualifiers that must be met in Regulation Section 1859.51(s).

KEY TO ADJUSTMENTS

MODERNIZATION ONLY

- (a) Reduced by the number of pupils provided grants in a modernization SFP project or CSFP Rehabilitation project at the specific site.
- (b) Reduced by the number of pupils housed, based on the loading standard pursuant to EC Section 17071.25(a)(2), in a modernization LPP project funded under the LPP pursuant to Regulation Section 1859.14 and 1859.15.
- (c) Increased by changes in projected enrollment in subsequent enrollment reporting years.
- (d) (1) Increased for additional facilities not previously modernized with State funds, that become 25 years old, if permanent, or 20 years old, if portable or, (2) as a result of audit findings made pursuant to Regulation Sections 1859.90 and 1859.105.
- (e) Adjusted as a result of errors or omissions by the district or by the OPSC.
- (f) Adjusted as result of amendments to the Subgroup 5.5 Regulations that affect the eligibility.
- (g) For classroom loading standards adopted by the Board for non-severely and severely disabled individuals with exceptional needs.
- (h) As directed by the SAB due to finding a Material Inaccuracy pursuant to Regulation Section 1859.104.1.
- (i) Increased for facilities previously modernized with State funds, which qualify for an additional modernization apportionment pursuant to Regulation Section 1859.78.8.
- (j) Adjusted as a result of the Reconfiguration of an existing high school under the Small High School Program.
- (k) Decreased for facilities that were deemed eligible for modernization pursuant to Regulation Sections 1859.60 and 1859.61(d) and subsequently replaced, or will be replaced under a signed contract for construction or acquisition of facilities, in a project funded by the district without participation from the State.
- (l) Adjusted as a result of replaced eligible portables funded with the Overcrowding Relief Grant, per Ed. Code Section 17079 et seq.
- (m) Adjusted upon Board approval of the local school board resolution acknowledging that the buildings have been removed from K-12 use.

State Allocation Board Meeting, May 29, 2024
ATTACHMENT A

District: Alameda City Unified
Attendance Area: Encinal
County: Alameda
Application Number: 50/61119-02-000

	<i>Adjustment Type</i>	<i>K-6</i>	<i>7-8</i>	<i>9-12</i>	<i>Non-Severe</i>	<i>Severe</i>
<i>Current Baseline Eligibility</i>		-1,055	-678	122	-66	-3
<i>Adjustment Per This Item</i>	i	-125	-216	0	0	0
<i>Net Baseline Eligibility</i>		-1,180	-894	122	-66	-3

District: Black Oak Mine Unified
Attendance Area: District-Wide
County: El Dorado
Application Number: 50/73783-00-000

	<i>Adjustment Type</i>	<i>K-6</i>	<i>7-8</i>	<i>9-12</i>	<i>Non-Severe</i>	<i>Severe</i>
<i>Current Baseline Eligibility</i>		-69	-46	100	-4	1
<i>Adjustment Per This Item</i>	e	186	4	-181	15	-1
<i>Net Baseline Eligibility</i>		117	-42	-81	11	0

District: Chico Unified
Attendance Area: District-Wide
County: Butte
Application Number: 50/61424-00-000

	<i>Adjustment Type</i>	<i>K-6</i>	<i>7-8</i>	<i>9-12</i>	<i>Non-Severe</i>	<i>Severe</i>
<i>Current Baseline Eligibility</i>		818	-112	-168	-240	381
<i>Adjustment Per This Item</i>	e	616	39	-15	0	21
<i>Net Baseline Eligibility</i>		1,434	-73	-183	-240	402

District: Hermosa Beach City Elementary
Attendance Area: District-Wide
County: Los Angeles
Application Number: 50/64600-00-000

	<i>Adjustment Type</i>	<i>K-6</i>	<i>7-8</i>	<i>9-12</i>	<i>Non-Severe</i>	<i>Severe</i>
<i>Current Baseline Eligibility</i>		-188	-31	0	4	10
<i>Adjustment Per This Item</i>	c	-100	0	0	0	0
<i>Net Baseline Eligibility</i>		-288	-31	0	4	10

State Allocation Board Meeting, May 29, 2024
ATTACHMENT A

District: Kings Canyon Joint Unified
Attendance Area: Orange Cove
County: Fresno
Application Number: 50/62265-01-000

	<i>Adjustment Type</i>	<i>K-6</i>	<i>7-8</i>	<i>9-12</i>	<i>Non-Severe</i>	<i>Severe</i>
<i>Current Baseline Eligibility</i>		125	305	563	30	0
<i>Adjustment Per This Item</i>	f	0	0	-353	0	0
<i>Adjustment Per This Item</i>	f	0	-487	0	0	0
<i>Adjustment Per This Item</i>	f	-27	0	0	0	0
<i>Adjustment Per This Item</i>	f	-53	0	0	0	0
<i>Adjustment Per This Item</i>	f	-5	-7	0	0	0
<i>Adjustment Per This Item</i>	f	0	0	-27	0	0
<i>Adjustment Per This Item</i>	f	0	0	-54	0	0
<i>Adjustment Per This Item</i>	f	0	0	-198	0	0
<i>Adjustment Per This Item</i>	f	0	0	-592	0	0
<i>Adjustment Per This Item</i>	f	0	0	0	0	0
<i>Net Baseline Eligibility</i>		40	-189	-661	30	0

District: Kings Canyon Joint Unified
Attendance Area: Reedley
County: Fresno
Application Number: 50/62265-02-000

	<i>Adjustment Type</i>	<i>K-6</i>	<i>7-8</i>	<i>9-12</i>	<i>Non-Severe</i>	<i>Severe</i>
<i>Current Baseline Eligibility</i>		102	268	534	31	-9
<i>Adjustment Per This Item</i>	f	-473	-208	-90	0	0
<i>Adjustment Per This Item</i>	f	-54	0	0	0	0
<i>Adjustment Per This Item</i>	f	-450	-243	0	0	-11
<i>Adjustment Per This Item</i>	f	-5	-7	0	0	0
<i>Adjustment Per This Item</i>	f	-24	0	0	0	0
<i>Adjustment Per This Item</i>	f	0	0	-126	0	0
<i>Adjustment Per This Item</i>	f	0	0	-27	0	0
<i>Adjustment Per This Item</i>	i	0	-27	0	0	0
<i>Net Baseline Eligibility</i>		-904	-217	291	31	-20

State Allocation Board Meeting, May 29, 2024
ATTACHMENT A

District: Livermore Valley Joint Unified
Attendance Area: District-Wide
County: Alameda
Application Number: 50/61200-00-000

	<i>Adjustment Type</i>	<i>K-6</i>	<i>7-8</i>	<i>9-12</i>	<i>Non-Severe</i>	<i>Severe</i>
<i>Current Baseline Eligibility</i>		-220	-65	-663	110	207
<i>Adjustment Per This Item</i>	i	0	-81	0	0	0
<i>Net Baseline Eligibility</i>		-220	-146	-663	110	207

District: Martinez Unified
Attendance Area: District-Wide
County: Contra Costa
Application Number: 50/61739-00-000

	<i>Adjustment Type</i>	<i>K-6</i>	<i>7-8</i>	<i>9-12</i>	<i>Non-Severe</i>	<i>Severe</i>
<i>Current Baseline Eligibility</i>		71	-551	-559	-23	0
<i>Adjustment Per This Item</i>	c	-25	0	0	0	0
<i>Net Baseline Eligibility</i>		46	-551	-559	-23	0

District: Novato Unified
Attendance Area: Novato High
County: Marin
Application Number: 50/65417-01-000

	<i>Adjustment Type</i>	<i>K-6</i>	<i>7-8</i>	<i>9-12</i>	<i>Non-Severe</i>	<i>Severe</i>
<i>Current Baseline Eligibility</i>		-566	-446	-181	-23	0
<i>Adjustment Per This Item</i>	f	0	0	-27	0	0
<i>Adjustment Per This Item</i>	f	0	0	-41	0	0
<i>Net Baseline Eligibility</i>		-566	-446	-249	-23	0

State Allocation Board Meeting, May 29, 2024
ATTACHMENT B

District: Desert Sands Unified
 School Name: Lincoln (Abraham) Elementary
 County: Riverside
 Application Number: 57/67058-00-000

	<i>Adjustment Type</i>	<i>K-6</i>	<i>7-8</i>	<i>9-12</i>	<i>Non-Severe</i>	<i>Severe</i>
<i>Current Baseline Eligibility</i>		0	0	0	0	0
<i>Adjustment Per This Item</i>	d1	249	0	0	0	0
<i>Net Baseline Eligibility</i>		249	0	0	0	0

District: Downey Unified
 School Name: Sussman (Edward A.) Middle (Aka South Middle)
 County: Los Angeles
 Application Number: 57/64451-00-000

	<i>Adjustment Type</i>	<i>K-6</i>	<i>7-8</i>	<i>9-12</i>	<i>Non-Severe</i>	<i>Severe</i>
<i>Current Baseline Eligibility</i>		0	311	0	-18	0
<i>Adjustment Per This Item</i>	i	0	56	0	11	0
<i>Net Baseline Eligibility</i>		0	367	0	-7	0

District: Jefferson Elementary
 School Name: Garden Village Elementary
 County: San Mateo
 Application Number: 57/68916-00-000

	<i>Adjustment Type</i>	<i>K-6</i>	<i>7-8</i>	<i>9-12</i>	<i>Non-Severe</i>	<i>Severe</i>
<i>Current Baseline Eligibility</i>		75	0	0	0	0
<i>Adjustment Per This Item</i>	g	0	0	0	0	0
<i>Net Baseline Eligibility</i>		75	0	0	0	0

District: Long Beach Unified
 School Name: Hughes Junior High
 County: Los Angeles
 Application Number: 57/64725-00-000

	<i>Adjustment Type</i>	<i>K-6</i>	<i>7-8</i>	<i>9-12</i>	<i>Non-Severe</i>	<i>Severe</i>
<i>Current Baseline Eligibility</i>		0	241	0	0	7
<i>Adjustment Per This Item</i>	e	0	0	0	0	0
<i>Adjustment Per This Item</i>	d1	0	120	0	0	3
<i>Adjustment Per This Item</i>	d1	0	1,173	0	0	32
<i>Adjustment Per This Item</i>	d1	0	27	0	0	0
<i>Net Baseline Eligibility</i>		0	1,561	0	0	42

State Allocation Board Meeting, May 29, 2024

ATTACHMENT B

District: Long Beach Unified
 School Name: Robinson (Jackie) Elementary
 County: Los Angeles
 Application Number: 57/64725-00-000

	<i>Adjustment Type</i>	<i>K-6</i>	<i>7-8</i>	<i>9-12</i>	<i>Non-Severe</i>	<i>Severe</i>
<i>Current Baseline Eligibility</i>		75	0	0	0	0
<i>Adjustment Per This Item</i>	d1	611	189	0	6	1
<i>Adjustment Per This Item</i>	d1	18	5	0	0	0
<i>Net Baseline Eligibility</i>		704	194	0	6	1

District: Los Angeles Unified
 School Name: Gage (Henry T.) Junior High
 County: Los Angeles
 Application Number: 57/64733-00-000

	<i>Adjustment Type</i>	<i>K-6</i>	<i>7-8</i>	<i>9-12</i>	<i>Non-Severe</i>	<i>Severe</i>
<i>Current Baseline Eligibility</i>		0	918	0	0	0
<i>Adjustment Per This Item</i>	e	0	-73	0	-3	0
<i>Adjustment Per This Item</i>	d1	0	2,142	0	88	8
<i>Adjustment Per This Item</i>	e	0	125	0	0	0
<i>Net Baseline Eligibility</i>		0	3,112	0	85	8

District: Los Angeles Unified
 School Name: Granada Hills Senior High
 County: Los Angeles
 Application Number: 57/64733-00-000

	<i>Adjustment Type</i>	<i>K-6</i>	<i>7-8</i>	<i>9-12</i>	<i>Non-Severe</i>	<i>Severe</i>
<i>Current Baseline Eligibility</i>		0	0	2,180	0	0
<i>Adjustment Per This Item</i>	c	478	131	414	374	77
<i>Adjustment Per This Item</i>	d1	21	6	191	17	3
<i>Net Baseline Eligibility</i>		499	137	2,785	391	80

District: Los Angeles Unified
 School Name: Madison (James) Junior High
 County: Los Angeles
 Application Number: 57/64733-00-000

	<i>Adjustment Type</i>	<i>K-6</i>	<i>7-8</i>	<i>9-12</i>	<i>Non-Severe</i>	<i>Severe</i>
<i>Current Baseline Eligibility</i>		0	728	0	-4	0
<i>Adjustment Per This Item</i>	e	0	-3	0	0	0
<i>Net Baseline Eligibility</i>		0	725	0	-4	0

State Allocation Board Meeting, May 29, 2024
ATTACHMENT B

District: Martinez Unified
School Name: Las Juntas Elementary
County: Contra Costa
Application Number: 57/61739-00-000

	<i>Adjustment Type</i>	<i>K-6</i>	<i>7-8</i>	<i>9-12</i>	<i>Non-Severe</i>	<i>Severe</i>
<i>Current Baseline Eligibility</i>		46	0	0	-23	0
<i>Adjustment Per This Item</i>	g	-23	0	0	13	0
<i>Adjustment Per This Item</i>	f	-10	0	0	10	0
<i>Adjustment Per This Item</i>	d1	0	0	0	10	0
<i>Adjustment Per This Item</i>	c	28	0	0	-2	0
<i>Adjustment Per This Item</i>	c	15	0	0	-6	0
<i>Net Baseline Eligibility</i>		56	0	0	2	0

District: Oakland Unified
School Name: Webster Elementary
County: Alameda
Application Number: 57/61259-00-000

	<i>Adjustment Type</i>	<i>K-6</i>	<i>7-8</i>	<i>9-12</i>	<i>Non-Severe</i>	<i>Severe</i>
<i>Current Baseline Eligibility</i>		-366	0	0	12	0
<i>Adjustment Per This Item</i>	e	366	0	0	-12	0
<i>Net Baseline Eligibility</i>		0	0	0	0	0

District: Palm Springs Unified
School Name: Agua Caliente Elementary
County: Riverside
Application Number: 57/67173-00-000

	<i>Adjustment Type</i>	<i>K-6</i>	<i>7-8</i>	<i>9-12</i>	<i>Non-Severe</i>	<i>Severe</i>
<i>Current Baseline Eligibility</i>		0	0	0	0	0
<i>Adjustment Per This Item</i>	d1	386	0	0	13	0
<i>Net Baseline Eligibility</i>		386	0	0	13	0

District: Pomona Unified
School Name: Alcott Elementary
County: Los Angeles
Application Number: 57/64907-00-000

	<i>Adjustment Type</i>	<i>K-6</i>	<i>7-8</i>	<i>9-12</i>	<i>Non-Severe</i>	<i>Severe</i>
<i>Current Baseline Eligibility</i>		178	0	0	1	3
<i>Adjustment Per This Item</i>	d1	351	0	0	5	1
<i>Adjustment Per This Item</i>	d1	152	0	0	2	0
<i>Net Baseline Eligibility</i>		681	0	0	8	4

State Allocation Board Meeting, May 29, 2024
ATTACHMENT B

District: Pomona Unified
School Name: Garey Senior High
County: Los Angeles
Application Number: 57/64907-00-000

	<i>Adjustment Type</i>	<i>K-6</i>	<i>7-8</i>	<i>9-12</i>	<i>Non-Severe</i>	<i>Severe</i>
<i>Current Baseline Eligibility</i>		0	0	402	76	5
<i>Adjustment Per This Item</i>	d1	0	0	404	23	1
<i>Net Baseline Eligibility</i>		0	0	806	99	6

District: Redding Elementary
School Name: Cypress Elementary
County: Shasta
Application Number: 57/70110-00-000

	<i>Adjustment Type</i>	<i>K-6</i>	<i>7-8</i>	<i>9-12</i>	<i>Non-Severe</i>	<i>Severe</i>
<i>Current Baseline Eligibility</i>		0	0	0	0	0
<i>Adjustment Per This Item</i>	e	1	0	0	0	0
<i>Adjustment Per This Item</i>	d1	255	0	0	11	0
<i>Net Baseline Eligibility</i>		256	0	0	11	0

District: Vacaville Unified
School Name: Vacaville High
County: Solano
Application Number: 57/70573-00-000

	<i>Adjustment Type</i>	<i>K-6</i>	<i>7-8</i>	<i>9-12</i>	<i>Non-Severe</i>	<i>Severe</i>
<i>Current Baseline Eligibility</i>		0	0	50	-34	-16
<i>Adjustment Per This Item</i>	i	0	0	412	34	8
<i>Net Baseline Eligibility</i>		0	0	462	0	-8

District: Wheatland Union High
School Name: Wheatland Union High
County: Yuba
Application Number: 57/72769-00-000

	<i>Adjustment Type</i>	<i>K-6</i>	<i>7-8</i>	<i>9-12</i>	<i>Non-Severe</i>	<i>Severe</i>
<i>Current Baseline Eligibility</i>		0	0	311	5	0
<i>Adjustment Per This Item</i>	c	0	0	30	2	0
<i>Adjustment Per This Item</i>	c	0	0	51	2	0
<i>Net Baseline Eligibility</i>		0	0	392	9	0

SCHOOL FACILITY PROGRAM APPORTIONMENTS

PURPOSE OF REPORT

To present to the State Allocation Board (Board) a list of School Facility Program (SFP) applications for Apportionment.

DESCRIPTION

On September 21, 2022, the Board took action, due to the availability of General Fund proceeds, to return to making direct Apportionments while keeping the same benefits of the quick distribution of funds, as the priority funding system, by adopting proposed emergency regulations that revised the fund release deadlines from 18 months to either 180 calendar days for non-financial hardship school districts or 365 calendar days for school districts that qualify for financial hardship. The SFP new construction and modernization projects presented on the Attachment are in date order of a complete application being received by the Office of Public School Construction (OPSC) and are Ready for Apportionment. The list also includes health and safety facility hardship applications for funding that have been processed and are ready for approval regardless of received date.

AUTHORITY

SFP Regulation Section 1859.90 states:

- “(a) With the exception of an apportionment made pursuant to Sections 1859.81.1(e) or 1859.81.2, apportionments provided through the Priority Funding Process and subject to 1859.90.2, or of an Inactive Apportionment subject to Section 1859.96, the OPSC will release State funds that the Board has apportioned to the district after submittal, by the district, of the Form SAB 50-05 and a Grant Agreement, pursuant to Section 1859.90.4.

- (b) With the exception of an apportionment made for a Type II Joint-Use Project, not part of a qualifying SFP Modernization project, pursuant to Article 12 of these Regulations, a district must submit the Form SAB 50-05 and Grant Agreement, within 180 calendar days of the Apportionment of the SFP grant for the project or within 365 calendar days for Apportionments that include financial hardship assistance. If the district does not submit the Form SAB 50-05 and Grant Agreement within the above specified time, the entire New Construction Adjusted Grant, or Modernization Adjusted Grant or Type I or II, part of a qualifying SFP Modernization, or Joint-Use Project apportionment shall be

rescinded without further Board action, and the pupils housed in the project, if applicable, will be added back to the district's baseline eligibility. The district may refile a new application for the project subject to district eligibility and available State funds at the time of resubmittal.

....“

BACKGROUND

As part of the Governor's approved Budget Act for the 2022-2023 fiscal year, one-time General Fund dollars were appropriated to the Board in the amount of \$1.3 billion for new construction and modernization projects under the SFP, as well as \$1,960.5 million was appropriated from the Governor's approved Budget Act for the 2023-2024 fiscal year. As a result of receiving funding for the SFP that is not contingent on bond sales, the Board was able to return to using an existing regulatory process that allows for Apportionments to be made on a flow basis outside the current Priority Funding process, which is designed to accommodate twice yearly bond sales. Making Apportionments on a flow basis will enable school districts to more quickly and efficiently access much needed cash for construction projects. In order to ensure that cash moves quickly once allocated to school districts, regulations were changed to shorten the deadlines for fund release from 18 months to either 180 calendar days or 365 calendar days for districts that qualify for financial hardship.

School districts must submit the Grant Agreement and a valid *Fund Release Authorization* (Form SAB 50-05) 180 calendar days from Board approval for non-financial hardship projects and 365 calendar days from Board approval for financial hardship projects.

RECOMMENDATIONS

1. Approve the SFP applications as presented on the Attachment.
2. Specify that the projects are subject to the fund release deadlines as outlined in SFP Regulation Section 1859.90.

ATTACHMENT
 School Facility Program Apportionments
 State Allocation Board Meeting, May 29, 2024

County	District	School Site	Application Number	Received Date	Grant Amount
FRESNO	KINGS CANYON JOINT UNIFIED	REEDLEY HIGH	50/62265-02-001	8/12/2020	\$1,760,068.00
ALAMEDA	ALAMEDA CITY UNIFIED	ENCINAL HIGH	50/61119-02-002	8/26/2020	\$4,500,707.00
FRESNO	KINGS CANYON JOINT UNIFIED	REEDLEY HIGH	50/62265-02-002	1/7/2021	\$2,042,246.00
ALAMEDA	LIVERMORE VALLEY JOINT UNIFIED	EAST AVENUE MIDDLE	57/61200-00-030	2/8/2021	\$2,417,603.00
ALAMEDA	LIVERMORE VALLEY JOINT UNIFIED	EAST AVENUE MIDDLE	50/61200-00-004	3/1/2021	\$1,403,911.00
LOS ANGELES	DOWNEY UNIFIED	SUSSMAN (EDWARD A.) MIDDLE (AKA SOUTH MIDDLE)	50/64451-00-020	3/25/2021	\$9,967,204.00
KINGS	REEF-SUNSET UNIFIED	AVENAL HIGH	57/73932-00-012	3/31/2021	\$1,430,977.00
FRESNO	CLOVIS UNIFIED	MAPLE CREEK ELEMENTARY	57/62117-00-063	4/7/2021	\$4,182,868.00
SHASTA	REDDING ELEMENTARY	CYPRESS ELEMENTARY	57/70110-00-009	4/8/2021	\$2,324,043.00
LOS ANGELES	DOWNEY UNIFIED	SUSSMAN (EDWARD A.) MIDDLE (AKA SOUTH MIDDLE)	57/64451-00-040	4/26/2021	\$3,406,747.00
BUTTE	CHICO UNIFIED	PLEASANT VALLEY SENIOR HIGH	50/61424-00-012	5/6/2021	\$2,541,409.00
CONTRA COSTA	MARTINEZ UNIFIED	LAS JUNTAS ELEMENTARY	57/61739-00-012	5/10/2021	\$589,756.00

Program	Amount (in Dollars)
New Construction	\$22,215,545.00
Modernization	\$14,351,994.00
Total	\$36,567,539.00

APPLICANT DATA

Applicant:	Kings Canyon Joint Unified	PTN:	62265 - 116
Application No:	50/62265-02-001	County:	Fresno
School Name:	Reedley High	Filing Basis:	Reedley

HISTORY OF PROJECT FUNDING

	Fund Code	Proposition	Previously Authorized	Authorized This Action	State Apportionment This Action
State Share					
NC/Add. Grant	001-2324	GF	\$	\$ 1,760,068.00	\$ 1,760,068.00
Applicant Share					
District Contribution				1,760,068.00	
Total			\$ <u>0.00</u>	\$ <u>3,520,136.00</u>	\$ <u>1,760,068.00</u>
Funding Source:	General Funds 2023/2024				

APPLICATION DATA

Type of Project: High School

Pupils Assigned: 9-12: 54

Number of Classrooms: 2

Addition to Existing Site: No

Master Plan Acres: 49.1

Recommended Acres: 49.7

Existing Acres: 44.2

PROGRAM GRANT DATA

Automatic Sprinkler System	\$	17,658.00
Base Grant	\$	1,146,042.00
Fire Detection	\$	2,268.00
Service Site Development	\$	336,839.00
Small Size Project	\$	137,525.00
Utilities	\$	119,736.00
Total State Share (50%)		<u>1,760,068.00</u>
Applicant Share (50%)		<u>1,760,068.00</u>
Total Project Cost	\$	<u><u>3,520,136.00</u></u>

STIPULATED TERMS & NEXT STEPS

A valid Fund Release Authorization (Form SAB 50-05) must be signed by the designated District Representative and must be received by the Office of Public School Construction prior to 11:59 p.m. within 180 calendar days of SAB approval of the Apportionment for this project. The form may be submitted electronically via OPSC Online or via email to OPSCApplicationReviewTeam@dgs.ca.gov.

The Applicant shall ensure that it is in compliance with all applicable laws, regulations and certifications it made on the program forms.

The Applicant is required to submit a signed Grant Agreement for the project prior to or concurrent with a valid Fund Release Authorization (Form SAB 50-05). Failure to submit an executed Grant Agreement and valid Form SAB 50-05 prior to the deadline shall result in the Apportionment being rescinded without further board action.

The Applicant is responsible for ensuring that the project is compliant with Prevailing Wage Monitoring and/or Labor Compliance Program requirements at the time construction contracts are executed and/or construction commenced.

APPLICANT DATA

Applicant:	Alameda City Unified	PTN:	61119 - 83
Application No:	50/61119-02-002	County:	Alameda
School Name:	Encinal High	Filing Basis:	Encinal

HISTORY OF PROJECT FUNDING

	Fund Code	Proposition	Previously Authorized	Authorized This Action	State Apportionment This Action
<u>State Share</u>					
NC/Add. Grant	001-2324	GF	\$	\$ 4,500,707.00	\$ 4,500,707.00
<u>Applicant Share</u>					
District Contribution				4,500,707.00	
Total			\$ <u>0.00</u>	\$ <u>9,001,414.00</u>	\$ <u>4,500,707.00</u>
Funding Source:	General Funds 2023/2024				

APPLICATION DATA

Type of Project:	High School
Pupils Assigned:	
	9-12: 122
Number of Classrooms:	5
Addition to Existing Site:	No
Master Plan Acres:	42.4
Recommended Acres:	42.4
Existing Acres:	24.25
Proposed Acres:	0.0

PROGRAM GRANT DATA

Automatic Sprinkler System	\$	39,894.00
Base Grant	\$	2,589,206.00
Fire Detection	\$	5,124.00
Multi Level Construction	\$	310,705.00
Service Site Development	\$	644,605.00
Small Size Project	\$	103,568.00
Urban / Security / Impacted Site	\$	492,037.00
Utilities	\$	315,568.00
Total State Share (50%)		4,500,707.00
Applicant Share (50%)		4,500,707.00
Total Project Cost	\$	<u>9,001,414.00</u>

STIPULATED TERMS & NEXT STEPS

A valid Fund Release Authorization (Form SAB 50-05) must be signed by the designated District Representative and must be received by the Office of Public School Construction prior to 11:59 p.m. within 180 calendar days of SAB approval of the Apportionment for this project. The form may be submitted electronically via OPSC Online or via email to OPSCApplicationReviewTeam@dgs.ca.gov.

The Applicant shall ensure that it is in compliance with all applicable laws, regulations and certifications it made on the program forms.

The Applicant is required to submit a signed Grant Agreement for the project prior to or concurrent with a valid Fund Release Authorization (Form SAB 50-05). Failure to submit an executed Grant Agreement and valid Form SAB 50-05 prior to the deadline shall result in the Apportionment being rescinded without further board action.

The Applicant is responsible for ensuring that the project is compliant with Prevailing Wage Monitoring and/or Labor Compliance Program requirements at the time construction contracts are executed and/or construction commenced.

APPLICANT DATA

Applicant:	Kings Canyon Joint Unified	PTN:	62265 - 130
Application No:	50/62265-02-002	County:	Fresno
School Name:	Reedley High	Filing Basis:	Reedley

HISTORY OF PROJECT FUNDING

	Fund Code	Proposition	Previously Authorized	Authorized This Action	State Apportionment This Action
<u>State Share</u>					
NC/Add. Grant	001-2324	GF	\$	\$ 2,042,246.00	\$ 2,042,246.00
<u>Applicant Share</u>					
District Contribution				2,042,246.00	
Total			\$ <u>0.00</u>	\$ <u>4,084,492.00</u>	\$ <u>2,042,246.00</u>
Funding Source:	General Funds 2023/2024				

APPLICATION DATA

Type of Project:	High School
Pupils Assigned:	
	9-12: 54
Number of Classrooms:	2
Addition to Existing Site:	No
Master Plan Acres:	52.7
Recommended Acres:	49.7
Existing Acres:	44.2

PROGRAM GRANT DATA

Base Grant	\$	1,146,042.00
Fire Detection	\$	2,268.00
Off Site	\$	119,950.00
Service Site Development	\$	636,461.00
Small Size Project	\$	137,525.00
Total State Share (50%)		2,042,246.00
Applicant Share (50%)		2,042,246.00
Total Project Cost	\$	<u>4,084,492.00</u>

STIPULATED TERMS & NEXT STEPS

A valid Fund Release Authorization (Form SAB 50-05) must be signed by the designated District Representative and must be received by the Office of Public School Construction prior to 11:59 p.m. within 180 calendar days of SAB approval of the Apportionment for this project. The form may be submitted electronically via OPSC Online or via email to OPSCApplicationReviewTeam@dgs.ca.gov.

The Applicant shall ensure that it is in compliance with all applicable laws, regulations and certifications it made on the program forms.

The Applicant is required to submit a signed Grant Agreement for the project prior to or concurrent with a valid Fund Release Authorization (Form SAB 50-05). Failure to submit an executed Grant Agreement and valid Form SAB 50-05 prior to the deadline shall result in the Apportionment being rescinded without further board action.

The Applicant is responsible for ensuring that the project is compliant with Prevailing Wage Monitoring and/or Labor Compliance Program requirements at the time construction contracts are executed and/or construction commenced.

APPLICANT DATA

Applicant:	Livermore Valley Joint Unified	PTN:	61200 - 97
Application No:	57/61200-00-030	County:	Alameda
School Name:	East Avenue Middle		

HISTORY OF PROJECT FUNDING

	Fund Code	Proposition	Previously Authorized	Authorized This Action	State Apportionment This Action
<u>State Share</u>					
Mod/Add. Grant	001-2324	GF	\$	\$ 2,417,603.00	\$ 2,417,603.00
<u>Applicant Share</u>					
District Contribution				1,611,735.33	
Total			\$ <u>0.00</u>	\$ <u>4,029,338.33</u>	\$ <u>2,417,603.00</u>
Funding Source:	General Funds 2023/2024				

APPLICATION DATA

Type of Project: Middle School

Pupils Assigned Under 50 Yrs:

7-8:	0
Non-Severe:	4
Severe:	1

Pupils Assigned Over 50 Yrs:

7-8:	206
Non-Severe:	10
Severe:	3

PROGRAM GRANT DATA

2 Stop Elevator	\$	160,429.00
Accessibility Fire Grant	\$	64,364.00
Base Grant - Over 50Yr	\$	2,145,452.00
Fire Detection	\$	47,358.00
Total State Share (60%)		<u>2,417,603.00</u>
Applicant Share (40%)		<u>1,611,735.33</u>
Total Project Cost	\$	<u><u>4,029,338.33</u></u>

Recommended Acres: 11.9

Existing Acres: 10.35

STIPULATED TERMS & NEXT STEPS

A valid Fund Release Authorization (Form SAB 50-05) must be signed by the designated District Representative and must be received by the Office of Public School Construction prior to 11:59 p.m. within 180 calendar days of SAB approval of the Apportionment for this project. The form may be submitted electronically via OPSC Online or via email to OPSCApplicationReviewTeam@dgs.ca.gov.

The Applicant shall ensure that it is in compliance with all applicable laws, regulations and certifications it made on the program forms.

The Applicant is required to submit a signed Grant Agreement for the project prior to or concurrent with a valid Fund Release Authorization (Form SAB 50-05). Failure to submit an executed Grant Agreement and valid Form SAB 50-05 prior to the deadline shall result in the Apportionment being rescinded without further board action.

The Applicant is responsible for ensuring that the project is compliant with Prevailing Wage Monitoring and/or Labor Compliance Program requirements at the time construction contracts are executed and/or construction commenced.

APPLICANT DATA

Applicant:	Livermore Valley Joint Unified	PTN:	61200 - 97
Application No:	50/61200-00-004	County:	Alameda
School Name:	East Avenue Middle	Filing Basis:	District-wide

HISTORY OF PROJECT FUNDING

	Fund Code	Proposition	Previously Authorized	Authorized This Action	State Apportionment This Action
<u>State Share</u>					
NC/Add. Grant	001-2324	GF	\$	\$ 1,403,911.00	\$ 1,403,911.00
<u>Applicant Share</u>					
District Contribution				1,403,911.00	
Total			\$ <u>0.00</u>	\$ <u>2,807,822.00</u>	\$ <u>1,403,911.00</u>
Funding Source:	General Funds 2023/2024				

APPLICATION DATA

Type of Project:	Middle School
Pupils Assigned:	
Number of Classrooms:	4
Addition to Existing Site:	No
Master Plan Acres:	15.0
Recommended Acres:	11.9
Existing Acres:	10.35
Proposed Acres:	0.0

PROGRAM GRANT DATA

Automatic Sprinkler System	\$	7,267.00
Base Grant	\$	385,281.00
Fire Detection	\$	728.00
Multi Level Construction	\$	46,234.00
Off Site	\$	63,722.00
Service Site Development	\$	565,596.00
Small Size Project	\$	46,234.00
Utilities	\$	288,849.00
Total State Share (50%)		1,403,911.00
Applicant Share (50%)		1,403,911.00
Total Project Cost	\$	<u>2,807,822.00</u>

STIPULATED TERMS & NEXT STEPS

A valid Fund Release Authorization (Form SAB 50-05) must be signed by the designated District Representative and must be received by the Office of Public School Construction prior to 11:59 p.m. within 180 calendar days of SAB approval of the Apportionment for this project. The form may be submitted electronically via OPSC Online or via email to OPSCApplicationReviewTeam@dgs.ca.gov.

The Applicant shall ensure that it is in compliance with all applicable laws, regulations and certifications it made on the program forms.

The Applicant is required to submit a signed Grant Agreement for the project prior to or concurrent with a valid Fund Release Authorization (Form SAB 50-05). Failure to submit an executed Grant Agreement and valid Form SAB 50-05 prior to the deadline shall result in the Apportionment being rescinded without further board action.

The Applicant is responsible for ensuring that the project is compliant with Prevailing Wage Monitoring and/or Labor Compliance Program requirements at the time construction contracts are executed and/or construction commenced.

APPLICANT DATA

Applicant:	Downey Unified	PTN:	64451 - 71
Application No:	50/64451-00-020	County:	Los Angeles
School Name:	Sussman (Edward A.) Middle (Aka South Middle)	Filing Basis:	District-wide

HISTORY OF PROJECT FUNDING

	Fund Code	Proposition	Previously Authorized	Authorized This Action	State Apportionment This Action
<u>State Share</u>					
NC/Add. Grant	001-2324	GF	\$	\$ 9,967,204.00	\$ 9,967,204.00
<u>Applicant Share</u>					
District Contribution				9,967,204.00	
Total			\$ <u>0.00</u>	\$ <u>19,934,408.00</u>	\$ <u>9,967,204.00</u>
Funding Source:	General Funds 2023/2024				

APPLICATION DATA

Type of Project:	Middle School
Pupils Assigned:	K-6: 37 7-8: 287
Number of Classrooms:	12
Addition to Existing Site:	No
Use of Grants 1859.77.3(a):	No
Use of Grants 1859.77.3(b):	Yes
Master Plan Acres:	22.8
Recommended Acres:	22.8
Existing Acres:	20.4

PROGRAM GRANT DATA

Automatic Sprinkler System	\$	100,173.00
Base Grant	\$	5,370,363.00
Fire Detection	\$	7,878.00
Service Site Development	\$	4,427,551.00
Utilities	\$	61,239.00
Total State Share (50%)		9,967,204.00
Applicant Share (50%)		9,967,204.00
Total Project Cost	\$	<u>19,934,408.00</u>

STIPULATED TERMS & NEXT STEPS

A valid Fund Release Authorization (Form SAB 50-05) must be signed by the designated District Representative and must be received by the Office of Public School Construction prior to 11:59 p.m. within 180 calendar days of SAB approval of the Apportionment for this project. The form may be submitted electronically via OPSC Online or via email to OPSCApplicationReviewTeam@dgs.ca.gov.

The Applicant shall ensure that it is in compliance with all applicable laws, regulations and certifications it made on the program forms.

The Applicant is required to submit a signed Grant Agreement for the project prior to or concurrent with a valid Fund Release Authorization (Form SAB 50-05). Failure to submit an executed Grant Agreement and valid Form SAB 50-05 prior to the deadline shall result in the Apportionment being rescinded without further board action.

The Applicant is responsible for ensuring that the project is compliant with Prevailing Wage Monitoring and/or Labor Compliance Program requirements at the time construction contracts are executed and/or construction commenced.

APPLICANT DATA

Applicant:	Reef-Sunset Unified	PTN:	73932 - 34,39
Application No:	57/73932-00-012	County:	Kings
School Name:	Avenal High		

HISTORY OF PROJECT FUNDING

	Fund Code	Proposition	Previously Authorized	Authorized This Action	State Apportionment This Action
State Share					
Mod/Add. Grant	001-2324	GF	\$	\$ 1,430,977.00	\$ 1,430,977.00
Applicant Share					
District Contribution				953,984.67	
Total			\$ <u>0.00</u>	\$ <u>2,384,961.67</u>	\$ <u>1,430,977.00</u>
Funding Source:	General Funds 2023/2024				

APPLICATION DATA

Type of Project:	High School	
Pupils Assigned Under 50 Yrs:	9-12	0
Pupils Assigned Over 50 Yrs:	9-12	114
Recommended Acres:	29.6	
Existing Acres:	33.8	

PROGRAM GRANT DATA

Accessibility Fire Grant	\$	39,498.00
Base Grant - Over 50Yr	\$	1,316,586.00
Fire Detection	\$	22,230.00
Small Size Project	\$	52,663.00
Total State Share (60%)		1,430,977.00
Applicant Share (40%)		953,984.67
Total Project Cost	\$	<u>2,384,961.67</u>

STIPULATED TERMS & NEXT STEPS

A valid Fund Release Authorization (Form SAB 50-05) must be signed by the designated District Representative and must be received by the Office of Public School Construction prior to 11:59 p.m. within 180 calendar days of SAB approval of the Apportionment for this project. The form may be submitted electronically via OPSC Online or via email to OPSCApplicationReviewTeam@dgs.ca.gov.

The Applicant shall ensure that it is in compliance with all applicable laws, regulations and certifications it made on the program forms.

The Applicant is required to submit a signed Grant Agreement for the project prior to or concurrent with a valid Fund Release Authorization (Form SAB 50-05). Failure to submit an executed Grant Agreement and valid Form SAB 50-05 prior to the deadline shall result in the Apportionment being rescinded without further board action.

The Applicant is responsible for ensuring that the project is compliant with Prevailing Wage Monitoring and/or Labor Compliance Program requirements at the time construction contracts are executed and/or construction commenced.

APPLICANT DATA

Applicant:	Clovis Unified	PTN:	62117 - 226
Application No:	57/62117-00-063	County:	Fresno
School Name:	Maple Creek Elementary		

HISTORY OF PROJECT FUNDING

	Fund Code	Proposition	Previously Authorized	Authorized This Action	State Apportionment This Action
<u>State Share</u>					
Mod/Add. Grant	001-2324	GF	\$	\$ 4,182,868.00	\$ 4,182,868.00
<u>Applicant Share</u>					
District Contribution				2,788,578.67	
Total			\$ <u>0.00</u>	\$ <u>6,971,446.67</u>	\$ <u>4,182,868.00</u>
Funding Source:	General Funds 2023/2024				

APPLICATION DATA

Type of Project:	Elementary School	
Pupils Assigned Under 50 Yrs:	K-6:	608
	Severe:	15
Recommended Acres:	11.2	
Existing Acres:	15.0	

PROGRAM GRANT DATA

Accessibility Fire Grant	\$	118,143.00
Base Grant - Under 50Yr	\$	3,938,110.00
Fire Detection	\$	126,615.00
Total State Share (60%)		<u>4,182,868.00</u>
Applicant Share (40%)		<u>2,788,578.67</u>
Total Project Cost	\$	<u><u>6,971,446.67</u></u>

STIPULATED TERMS & NEXT STEPS

A valid Fund Release Authorization (Form SAB 50-05) must be signed by the designated District Representative and must be received by the Office of Public School Construction prior to 11:59 p.m. within 180 calendar days of SAB approval of the Apportionment for this project. The form may be submitted electronically via OPSC Online or via email to OPSCApplicationReviewTeam@dgs.ca.gov.

The Applicant shall ensure that it is in compliance with all applicable laws, regulations and certifications it made on the program forms.

The Applicant is required to submit a signed Grant Agreement for the project prior to or concurrent with a valid Fund Release Authorization (Form SAB 50-05). Failure to submit an executed Grant Agreement and valid Form SAB 50-05 prior to the deadline shall result in the Apportionment being rescinded without further board action.

The Applicant is responsible for ensuring that the project is compliant with Prevailing Wage Monitoring and/or Labor Compliance Program requirements at the time construction contracts are executed and/or construction commenced.

APPLICANT DATA

Applicant:	Redding Elementary	PTN:	70110 - 44
Application No:	57/70110-00-009	County:	Shasta
School Name:	Cypress Elementary		

HISTORY OF PROJECT FUNDING

	Fund Code	Proposition	Previously Authorized	Authorized This Action	State Apportionment This Action
State Share					
Mod/Add. Grant	001-2324	GF	\$	\$ 2,324,043.00	\$ 2,324,043.00
Applicant Share					
District Contribution				1,549,362.00	
Total			\$ <u>0.00</u>	\$ <u>3,873,405.00</u>	\$ <u>2,324,043.00</u>
Funding Source:	General Funds 2023/2024				

APPLICATION DATA

Type of Project:	Elementary School	
Pupils Assigned Under 50 Yrs:	K-6:	177
	Non-Severe:	8
Pupils Assigned Over 50 Yrs:	K-6:	79
	Non-Severe:	3
Recommended Acres:	3.9	
Existing Acres:	2.0	

PROGRAM GRANT DATA

Accessibility Fire Grant	\$	56,330.00
Base Grant - Over 50Yr	\$	1,877,672.00
Fire Detection	\$	53,880.00
Urban / Security / Impacted Site	\$	336,161.00
Total State Share (60%)		<u>2,324,043.00</u>
Applicant Share (40%)		1,549,362.00
Total Project Cost	\$	<u><u>3,873,405.00</u></u>

STIPULATED TERMS & NEXT STEPS

A valid Fund Release Authorization (Form SAB 50-05) must be signed by the designated District Representative and must be received by the Office of Public School Construction prior to 11:59 p.m. within 180 calendar days of SAB approval of the Apportionment for this project. The form may be submitted electronically via OPSC Online or via email to OPSCApplicationReviewTeam@dgs.ca.gov.

The Applicant shall ensure that it is in compliance with all applicable laws, regulations and certifications it made on the program forms.

The Applicant is required to submit a signed Grant Agreement for the project prior to or concurrent with a valid Fund Release Authorization (Form SAB 50-05). Failure to submit an executed Grant Agreement and valid Form SAB 50-05 prior to the deadline shall result in the Apportionment being rescinded without further board action.

The Applicant is responsible for ensuring that the project is compliant with Prevailing Wage Monitoring and/or Labor Compliance Program requirements at the time construction contracts are executed and/or construction commenced.

APPLICANT DATA

Applicant:	Downey Unified	PTN:	64451 - 71
Application No:	57/64451-00-040	County:	Los Angeles
School Name:	Sussman (Edward A.) Middle (Aka South Middle)		

HISTORY OF PROJECT FUNDING

	Fund Code	Proposition	Previously Authorized	Authorized This Action	State Apportionment This Action
<u>State Share</u>					
Mod/Add. Grant	001-2324	GF	\$	\$ 3,406,747.00	\$ 3,406,747.00
<u>Applicant Share</u>					
District Contribution				2,271,164.67	
Total			\$ <u>0.00</u>	\$ <u>5,677,911.67</u>	\$ <u>3,406,747.00</u>
Funding Source:	General Funds 2023/2024				

APPLICATION DATA

Type of Project:	Middle School
Pupils Assigned Under 50 Yrs:	
7-8:	0
Pupils Assigned Over 50 Yrs:	
7-8:	367

PROGRAM GRANT DATA

Accessibility Fire Grant	\$	97,141.00
Base Grant - Over 50Yr	\$	3,238,041.00
Fire Detection	\$	71,565.00
Total State Share (60%)		<u>3,406,747.00</u>
Applicant Share (40%)		2,271,164.67
Total Project Cost	\$	<u><u>5,677,911.67</u></u>

Recommended Acres:	19.9
Existing Acres:	20.4

STIPULATED TERMS & NEXT STEPS

A valid Fund Release Authorization (Form SAB 50-05) must be signed by the designated District Representative and must be received by the Office of Public School Construction prior to 11:59 p.m. within 180 calendar days of SAB approval of the Apportionment for this project. The form may be submitted electronically via OPSC Online or via email to OPSCApplicationReviewTeam@dgs.ca.gov.

The Applicant shall ensure that it is in compliance with all applicable laws, regulations and certifications it made on the program forms.

The Applicant is required to submit a signed Grant Agreement for the project prior to or concurrent with a valid Fund Release Authorization (Form SAB 50-05). Failure to submit an executed Grant Agreement and valid Form SAB 50-05 prior to the deadline shall result in the Apportionment being rescinded without further board action.

The Applicant is responsible for ensuring that the project is compliant with Prevailing Wage Monitoring and/or Labor Compliance Program requirements at the time construction contracts are executed and/or construction commenced.

APPLICANT DATA

Applicant:	Chico Unified	PTN:	61424 - 156
Application No:	50/61424-00-012	County:	Butte
School Name:	Pleasant Valley Senior High	Filing Basis:	District-wide

HISTORY OF PROJECT FUNDING

	Fund Code	Proposition	Previously Authorized	Authorized This Action	State Apportionment This Action
State Share					
NC/Add. Grant	001-2324	GF	\$	\$ 2,541,409.00	\$ 2,541,409.00
Applicant Share					
District Contribution				2,541,409.00	
Total			\$ <u>0.00</u>	\$ <u>5,082,818.00</u>	\$ <u>2,541,409.00</u>
Funding Source:	General Funds 2023/2024				

APPLICATION DATA

Type of Project:	High School
Pupils Assigned:	K-6: 110
Number of Classrooms:	0
Addition to Existing Site:	No
Use of Grants 1859.77.3(a):	Yes
Use of Grants 1859.77.3(b):	Yes
Master Plan Acres:	54.7
Recommended Acres:	49.1
Existing Acres:	36.57
Proposed Acres:	0.0
Additional Facilities:	Multi Purpose Room

PROGRAM GRANT DATA

Automatic Sprinkler System	\$ 29,040.00
Base Grant	\$ 1,734,700.00
Fire Detection	\$ 2,090.00
Off Site	\$ 12,068.00
Service Site Development	\$ 634,334.00
Small Size Project	\$ 69,388.00
Utilities	\$ 59,789.00
Total State Share (50%)	2,541,409.00
Applicant Share (50%)	2,541,409.00
Total Project Cost	\$ <u>5,082,818.00</u>

STIPULATED TERMS & NEXT STEPS

A valid Fund Release Authorization (Form SAB 50-05) must be signed by the designated District Representative and must be received by the Office of Public School Construction prior to 11:59 p.m. within 180 calendar days of SAB approval of the Apportionment for this project. The form may be submitted electronically via OPSC Online or via email to OPSCApplicationReviewTeam@dgs.ca.gov.

The Applicant shall ensure that it is in compliance with all applicable laws, regulations and certifications it made on the program forms.

The Applicant is required to submit a signed Grant Agreement for the project prior to or concurrent with a valid Fund Release Authorization (Form SAB 50-05). Failure to submit an executed Grant Agreement and valid Form SAB 50-05 prior to the deadline shall result in the Apportionment being rescinded without further board action.

The Applicant is responsible for ensuring that the project is compliant with Prevailing Wage Monitoring and/or Labor Compliance Program requirements at the time construction contracts are executed and/or construction commenced.

APPLICANT DATA

Applicant:	Martinez Unified	PTN:	61739 - 36
Application No:	57/61739-00-012	County:	Contra Costa
School Name:	Las Juntas Elementary		

HISTORY OF PROJECT FUNDING

	Fund Code	Proposition	Previously Authorized	Authorized This Action	State Apportionment This Action
State Share					
Mod/Add. Grant	001-2324	GF	\$	\$ 589,756.00	\$ 589,756.00
Applicant Share					
District Contribution				393,170.67	
Total			\$ <u>0.00</u>	\$ <u>982,926.67</u>	\$ <u>589,756.00</u>
Funding Source:	General Funds 2023/2024				

APPLICATION DATA

Type of Project:	Elementary School	
Pupils Assigned Under 50 Yrs:	K-6:	0
	Non-Severe:	0
Pupils Assigned Over 50 Yrs:	K-6:	56
	Non-Severe:	2
Recommended Acres:	7.9	
Existing Acres:	9.38	

PROGRAM GRANT DATA

Accessibility Fire Grant	\$	15,081.00
Base Grant - Over 50Yr	\$	502,710.00
Fire Detection	\$	11,640.00
Small Size Project	\$	60,325.00
Total State Share (60%)		589,756.00
Applicant Share (40%)		393,170.67
Total Project Cost	\$	<u>982,926.67</u>

STIPULATED TERMS & NEXT STEPS

A valid Fund Release Authorization (Form SAB 50-05) must be signed by the designated District Representative and must be received by the Office of Public School Construction prior to 11:59 p.m. within 180 calendar days of SAB approval of the Apportionment for this project. The form may be submitted electronically via OPSC Online or via email to OPSCApplicationReviewTeam@dgs.ca.gov.

The Applicant shall ensure that it is in compliance with all applicable laws, regulations and certifications it made on the program forms.

The Applicant is required to submit a signed Grant Agreement for the project prior to or concurrent with a valid Fund Release Authorization (Form SAB 50-05). Failure to submit an executed Grant Agreement and valid Form SAB 50-05 prior to the deadline shall result in the Apportionment being rescinded without further board action.

The Applicant is responsible for ensuring that the project is compliant with Prevailing Wage Monitoring and/or Labor Compliance Program requirements at the time construction contracts are executed and/or construction commenced.

SCHOOL FACILITY PROGRAM
UNFUNDED APPROVALS

(Lack of AB 55 Loans)

PURPOSE OF REPORT

To present to the State Allocation Board (Board) a list of School Facility Program (SFP) applications for unfunded approval.

DESCRIPTION

The projects listed on the Attachment represent SFP New Construction, Modernization, Charter School and/or Overcrowding Relief Grant projects in date order of a complete application being received by the Office of Public School Construction (OPSC).

AUTHORITY

SFP Regulation Section 1859.2 defines an Unfunded List (Lack of AB 55 Loans) as an information list of unfunded projects that was created due to the State's inability to provide interim financing from the Pooled Money Investment Account (AB 55 loans) to fund school construction projects as declared in the Department of Finance Budget Letter #33 issued on December 18, 2008.

SFP Regulation Section 1859.95 states:

"When the Board has no funds to apportion ..., the Board will also accept and process applications for apportionment for purposes of developing an Unfunded List based on the date the application is ready for Apportionment, with the exception of New Construction funding applications that utilize eligibility generated by the Alternative Enrollment Projection.

An application for funding included on an Unfunded List is eligible for reimbursement subject to adjustments in the New Construction Grants amount pursuant to Section 1859.77."

BACKGROUND

At the March 11, 2009 SAB meeting, the Board requested that Staff continue to process applications to the Board for unfunded approval, up to the bonding authority. The Attachment reflects applications being presented for unfunded approval, including SFP modernization and new construction projects in date order of a complete application being received by the OPSC. The list also includes health and safety facility hardship applications for funding that have been processed and are ready for approval regardless of received date. The unfunded approval of the applications as reflected on the Attachment does not constitute a guarantee of future funding.

RECOMMENDATIONS

1. Approve the SFP application(s) as presented on the Attachment.
2. Provide that these unfunded approvals do not constitute a guarantee of future funding.

ATTACHMENT
 UNFUNDED APPROVALS
 (Lack of AB 55 Loans)
 State Allocation Board Meeting, May 29, 2024

County	District	School Site	Application Number	Received Date	Grant Amount
SACRAMENTO	SAN JUAN UNIFIED	CALIFORNIA MONTESSORI PROJECT	54/67447-00-007	12/11/2023	\$4,681,532.80
SACRAMENTO	SAN JUAN UNIFIED	CALIFORNIA MONTESSORI PROJECT	54/67447-00-008	12/11/2023	\$1,640,735.00
MENDOCINO	POINT ARENA JOINT UNION HIGH	PACIFIC COMMUNITY CHARTER	54/65599-00-001	3/30/2024	\$485,423.00

Program	Amount (in Dollars)
Charter	\$6,807,690.80
Total	\$6,807,690.80

APPLICANT DATA

Applicant:	California Montessori Project	PTN:	67447-629
Application No:	54/67447-00-007	County:	Sacramento
School Name:	California Montessori Project - San Juan Campuses	District:	San Juan Unified

HISTORY OF PROJECT FUNDING

	Fund Code	Proposition	Preliminary Apportionment	Preliminary Apportionment This Action	Authorized This Action	Unfunded Approval This Action
State Share						
CSFP Grant	957-540	1D	\$ 3,855,763.80	\$ (3,855,763.80)	\$ 4,681,532.80	\$ 4,681,532.80
CSFP Grant	057-540	1D	428,418.20	(428,418.20)	428,418.20	
Applicant Share						
Cash Contribution			4,284,182.00	(4,284,182.00)	5,109,951.00	
Total			\$ 8,568,364.00	\$ (8,568,364.00)	\$ 10,219,902.00	\$ 4,681,532.80

Funding Source: Proposition 1D Bonds/2006 Nov.

APPLICATION DATA

Type of Project:	Middle School
Toilet Square Feet:	975
Other Square Feet:	21,580
Number of Classrooms:	13
Recommended Acres:	8.9
Existing Acres:	10

PROGRAM GRANT DATA

Base Grant	\$ 5,125,250.00
Accessibility/Fire	\$ 153,758.00
Total State Share (50%)	\$ 5,279,008.00
Off-Set (57/67447-00-004)	\$ (169,057.00)
Adjusted State Share (50%)	\$ 5,109,951.00
Applicant Share (50%)	\$ 5,109,951.00
Total Project Cost	\$ 10,219,902.00

STIPULATED TERMS & NEXT STEPS

This application is placed on the Unfunded List (Lack of AB 55 Loans) pursuant to the Board's action on March 11, 2009. This approval does not constitute a guarantee or commitment of future state funding.

The Applicant shall ensure that it is in compliance with all applicable laws, regulations and certifications it made on the program forms.

The Applicant is required to submit a signed Grant Agreement for the project prior to or concurrent with a valid Fund Release Authorization (Form SAB 50-05). Failure to submit an executed Grant Agreement and valid Form SAB 50-05 prior to the deadline shall result in the Apportionment being rescinded without further board action.

The Applicant is responsible for ensuring that the project is compliant with Prevailing Wage Monitoring and/or Labor Compliance Program requirements at the time construction contracts are executed and/or construction commenced.

The Base Grant was capped at the new construction capacity of the project as required by School Facility Program Regulation Section 1859.163.5.

This item corrects the Project Type from Elementary School to Middle School and corrects the square footage from 844 toilet square feet and 21,711 non-toilet square feet to 975 toilet square feet and 21,580 non-toilet square feet to account for 131 toilet square feet that was previously identified as non-toilet square feet.

The Applicant previously received \$428,418.20 for advance design costs.

This approval is pending a current financial soundness determination by the California School Finance Authority at their next regularly scheduled board meeting.

APPLICANT DATA

Applicant:	California Montessori Project	PTN:	67447-629
Application No:	54/67447-00-008	County:	Sacramento
School Name:	California Montessori Project - San Juan Campuses	District:	San Juan Unified

HISTORY OF PROJECT FUNDING

	Fund Code	Proposition	Preliminary Apportionment	Preliminary Apportionment This Action	Authorized This Action	Unfunded Approval This Action
State Share						
CSFP Grant	951-540	51	\$ 1,437,426.00	\$ (1,437,426.00)		
CSFP Grant	051-540	51	159,714.00	(159,714.00)	\$ 159,714.00	
CSFP Grant	947-510	47			784,608.00	\$ 784,608.00
CSFP Grant	955-540	55			415,841.00	415,841.00
Applicant Share						
CSFA Lease Amount	951-544	51	540,286.00	(540,286.00)	440,286.00	440,286.00
CSFA Lease Amount	051-544	51	159,714.00	(159,714.00)	159,714.00	
Cash Contribution			897,140.00	(897,140.00)	760,163.00	
Total			\$ 3,194,280.00	\$ (3,194,280.00)	\$ 2,720,326.00	\$ 1,640,735.00
Funding Source: Proposition 47 Bonds/2002-Nov.; Proposition 55 Bonds/2004-Mar.; Prop. 51 Bonds/2016-Nov.						

APPLICATION DATA

Type of Project:	Middle School
Toilet Square Feet:	496
Other Square Feet:	3,827
Number of Classrooms:	3
Recommended Acres:	8.9
Existing Acres:	10

PROGRAM GRANT DATA

Base Grant	\$ 1,182,750.00
Small Size	\$ 141,930.00
Accessibility/Fire	\$ 35,483.00
Total State Share (50%)	\$ 1,360,163.00
Applicant Share	\$ 1,360,163.00
Total Project Cost	\$ 2,720,326.00

STIPULATED TERMS & NEXT STEPS

This application is placed on the Unfunded List (Lack of AB 55 Loans) pursuant to the Board's action on March 11, 2009. This approval does not constitute a guarantee or commitment of future state funding.

The Applicant shall ensure that it is in compliance with all applicable laws, regulations and certifications it made on the program forms.

The Applicant is required to submit a signed Grant Agreement for the project prior to or concurrent with a valid Fund Release Authorization (Form SAB 50-05). Failure to submit an executed Grant Agreement and valid Form SAB 50-05 prior to the deadline shall result in the Apportionment being rescinded without further board action.

The Applicant is responsible for ensuring that the project is compliant with Prevailing Wage Monitoring and/or Labor Compliance Program requirements at the time construction contracts are executed and/or construction commenced.

The Base Grant was capped at the new construction capacity of the project as required by School Facility Program Regulation Section 1859.163.5.

The Applicant previously received \$319,428.00 for advance design costs.

This approval is pending a current financial soundness determination by the California School Finance Authority at their next regularly scheduled board meeting.

APPLICANT DATA

Applicant:	Pacific Community Charter	PTN:	65599-8
Application No:	54/65599-00-001	County:	Mendocino
School Name:	Pacific Community Charter	District:	Point Arena Joint Union High

HISTORY OF PROJECT FUNDING

	Fund Code	Proposition	Preliminary Apportionment	Preliminary Apportionment This Action	Authorized This Action	Unfunded Approval This Action
State Share						
CSFP Grant	951-540	51	\$ 321,889.50	\$(321,889.50)		
CSFP Grant	051-540	51	35,765.50	\$(35,765.50)	\$ 35,765.50	
CSFP Grant	947-510	47			242,711.50	\$ 242,711.50
Applicant Share						
CSFA Lease Amount	951-544	51	321,889.50	\$(321,889.50)	242,711.50	242,711.50
CSFA Lease Amount	051-544	51	\$ 35,765.50	\$(35,765.50)	35,765.50	
Total			715,310.00	\$(715,310.00)	\$ 556,954.00	\$ 485,423.00

Funding Source: Proposition 47 Bonds/2002-Nov.; Proposition 51 Bonds/2016-Nov.

APPLICATION DATA

Type of Project:	High School
Toilet Square Feet:	
Other Square Feet:	960
Number of Classrooms:	1
Recommended Acres:	2.2
Existing Acres:	1

PROGRAM GRANT DATA

Base Grant	\$ 248,640.00
Small Size	\$ 29,837.00
Total State Share (50%)	\$ 278,477.00
Applicant Share (50%)	\$ 278,477.00
Total Project Cost	\$ 556,954.00

STIPULATED TERMS & NEXT STEPS

This application is placed on the Unfunded List (Lack of AB 55 Loans) pursuant to the Board's action on March 11, 2009. This approval does not constitute a guarantee or commitment of future state funding.

The Applicant shall ensure that it is in compliance with all applicable laws, regulations and certifications it made on the program forms.

The Applicant is required to submit a signed Grant Agreement for the project prior to or concurrent with a valid Fund Release Authorization (Form SAB 50-05). Failure to submit an executed Grant Agreement and valid Form SAB 50-05 prior to the deadline shall result in the Apportionment being rescinded without further board action.

The Applicant is responsible for ensuring that the project is compliant with Prevailing Wage Monitoring and/or Labor Compliance Program requirements at the time construction contracts are executed and/or construction commenced.

The applicant previously received \$71,531.00 in advance funding for design costs.

This approval is pending a current financial soundness determination by the California School Finance Authority at their next regularly scheduled board meeting.

FACILITY HARDSHIP / REHABILITATION PROGRAM

SCHOOL DISTRICT DATA

School District: Los Angeles Unified
Application Number: 51/64733-05-001
Total District Enrollment: 538,295
County: Los Angeles

School Name: Roosevelt (Theodore) Senior High
Project Grade Level: 9-12
Financial Hardship: No

TYPE OF REQUEST

State Allocation Board (Board) approval for Apportionment for a School Facility Program (SFP) Seismic Mitigation Program (SMP) Replacement Project.

Total Project Cost: \$13,409,082.00
Cost to the State: \$6,704,541.00

DESCRIPTION

DESCRIPTION OF HEALTH AND SAFETY THREAT

A report by Saiful Bouquet Structural Engineers, dated November 4, 2020, identifies several structural deficiencies in the Industrial Arts Building located at the Roosevelt Senior High School site. The report reference material insufficiencies, such as with the load path, wall anchorage, wall openings, and diaphragms. All the material insufficiencies identified in the report renders the Industrial Arts Building at high risk of collapse in the event of seismic activity. The building qualifies for the SMP based on the qualifying criteria in Education Code Section 17075.10 and SFP Regulation Section 1859.82.2.

SCOPE OF PROJECT

The scope of this project includes the demolition and replacement of the Industrial Arts Building at the Roosevelt Senior High School site. This scope of work is part of a comprehensive modernization project in which many of the buildings on the site will be demolished and replaced.

STATUS OF SCHOOL SITE

The District anticipates completing construction of the comprehensive modernization project in June 2024.

QUALIFYING CRITERIA

GOVERNMENT/STATE LEVEL CONCURRENCE

The Industrial Arts Building was classified as a Most Vulnerable Category 2 Building type as defined in SFP regulations and has met qualifying criteria of the SMP. The Division of the State Architect (DSA) has approved the District for Phase One (Eligibility Evaluation) and Phase Two (Replacement Option Analysis and Design Criteria) as well as providing final plan approval. These approvals enabled the District to apply for funding from the Board.

Staff Supports the District's Request: Yes

SITE VISIT COMPLETED BY STAFF

Staff accepted detailed reports from industry specialists and DSA approval in lieu of a site visit.

AUTHORITY

See Attachment A

RECOMMENDATION(S)

1. Approve the District's request for an Apportionment for Replacement funding for the replacement of the Industrial Arts Building at the Roosevelt Senior High School site, pursuant to SFP Regulation Section 1859.82.2(b) as shown on Attachment B.
2. Provide that the District's Modernization eligibility will be reset for the Industrial Arts Building to the date of Apportionment for this project.

AUTHORITY

Seismic Mitigation Program – Replacement Projects
(as of August 31, 2020)

Education Code (EC) Section 17075.10(a) states:

A school district may apply for hardship assistance in cases of extraordinary circumstances. Extraordinary circumstances may include, but are not limited to, the need to repair, reconstruct, or replace the most vulnerable school facilities that are identified as a Category 2 building, as defined in the report submitted pursuant to Section 17317, determined by the department to pose an unacceptable risk of injury to its occupants in the event of a seismic event.

SFP Regulation Section 1859.82 states, “A school district may apply for Facility Hardship, including Seismic Mitigation, Program assistance in cases of extraordinary circumstances that have caused an imminent health and safety threat.”

SFP Regulation Section 1859.82.2 states that “A school district is eligible for funding to repair, reconstruct, or replace the Most Vulnerable Category 2 Buildings which were originally constructed to be used as School Facilities and pose an unacceptable risk of injury to its occupants in the event of seismic activity. Program eligibility is determined by the Division of the State Architect while determination of grant funding is determined by the Board based on the following criteria.

Notwithstanding Sections 1859.93 and 1859.93.1, all applications for the seismic mitigation of the Most Vulnerable Category 2 Buildings shall be funded in the order of receipt of an Approved Application for funding. Any grants provided for the purpose of this section shall be provided as a new construction project and allocated on a 50 percent state share basis.”

SFP Regulation Section 1859.82.2(a) states,

- (a) Seismic mitigation projects must meet all of the following requirements:
- (1) The construction contract was executed on or after May 20, 2006;
 - (2) The project funding provided shall be for the minimum work necessary to obtain DSA approval;
 - (3) The School Building is designed for occupancy by students and staff; and
 - (4) The DSA concurs with a report by a structural engineer, which identifies structural deficiencies that pose an unacceptable risk of injury to its occupants in a seismic event. The structural engineers report shall conform to the guidelines prepared by the DSA, in accordance with Education Code Section 17310.

If the unacceptable risk of injury is due to the presence of faulting, liquefaction or landslide, these hazards must be documented by a geological hazards report prepared by an engineering geologist in accordance with California Building Code, Part 2, Chapter 18, section 1803A and with concurrence of the California Geological Survey

ATTACHMENT A

SFP Regulation Section 1859.82.2(b) states in part, “To qualify for replacement funding for School Buildings, the district must submit an Approved Application for funding and either (1) or (2) below:

- (1) For School Buildings that are lost, destroyed, or unable to be repaired, ...
- (2) For School Buildings with interior square footage to be mitigated”

Facility	Elementary School Pupils	Middle School Pupils	High School Pupils
Multi-Purpose (includes food service)	5.3 sq. ft. per pupil minimum 4,000 sq. ft.	5.3 sq. ft. per pupil minimum 5,000 sq. ft.	6.3 sq. ft. per pupil minimum 8,200 sq. ft.
Toilet	3 sq. ft. per pupil minimum 300 sq. ft.	4 sq. ft. per pupil minimum 300 sq. ft.	5 sq. ft. per pupil minimum 300 sq. ft.
Gymnasium (includes shower/locker area)	N/A	12.9 sq. ft. per pupil minimum 6,828 sq. ft. maximum 16,000 sq. ft.	15.3 sq. ft. per pupil minimum 8,380 sq. ft. maximum 18,000 sq. ft.
School Administration	3 sq. ft. per pupil minimum 600 sq. ft.	3 sq. ft. per pupil minimum 600 sq. ft.	4 sq. ft. per pupil minimum 800 sq. ft.
Library/Media Center	2.3 sq. ft. per pupil plus 600 sq. ft., minimum 960 sq. ft.	3.3 sq. ft. per pupil plus 600 sq. ft. minimum 960 sq. ft.	4.3 sq. ft. per pupil plus 600 sq. ft. minimum 960 sq. ft.
Kindergarten Classrooms (including Transitional Kindergarten)	1,350 sq. ft. for each replacement classroom.	NA	NA
Classrooms (1 st -12 th grade)	960 sq. ft. for each replacement classroom	960 sq. ft. for each replacement classroom	960 sq. ft. for each replacement classroom
Computer instructional support area, Industrial and Technology/Education Laboratory	960 sq. ft. for each replacement classroom.	960 sq. ft. for each replacement classroom.	960 sq. ft. for each replacement classroom.
Laboratory Classrooms (including science and consumer home economics. (Does not include Industrial and Technology/Education Laboratory)	1,300 sq. ft. for each replacement classroom.	1,300 sq. ft. for each replacement classroom.	1,300 sq. ft. for each replacement classroom.

ATTACHMENT A

Section 1859.61. Adjustments to the Modernization Baseline Eligibility.

(l) Adjusted upon Board receipt of the local school board resolution acknowledging that the buildings have been removed from K-12 classroom use, as follows:

(1) School Buildings and/or classrooms that receive replacement funding via the New Construction Grant or the Facility Hardship Square Footage Grant pursuant to Section 1859.82.1 or Section 1859.82.2.

(2) School Buildings and/or classrooms that were originally included in the district's baseline eligibility and were later demolished or removed from classroom use due to health and/or safety concerns that meet the requirements of Regulation Section 1859.82.1 or 1859.82.2 as verified by OPSC, except the district did not have the current enrollment to support the replacement and funding of those School Buildings and/or classrooms. School Buildings and/or classrooms removed from K-12 classroom use that remain on the school site will be identified on a list published on OPSC's website.

For (l)(1) the building age shall be reset to the date of the Apportionment for the corresponding project. For (l)(2) the building shall be removed from the classroom inventory used to establish modernization eligibility at the site.

APPLICANT DATA			
Applicant:	Los Angeles Unified	PTN:	64733 - 5661,6082
Application No:	51/64733-05-001	County:	Los Angeles
School Name:	Roosevelt (Theodore) Senior High	Filing Basis:	Roosevelt

HISTORY OF PROJECT FUNDING					
	Fund Code	Proposition	Previously Authorized	Authorized This Action	State Apportionment This Action
State Share					
Seismic Mitigation Grant	001-2324	GF	\$	\$ 6,704,541.00	\$ 6,704,541.00
Applicant Share					
District Contribution				6,704,541.00	
Total			\$ 0.00	\$ 13,409,082.00	\$ 6,704,541.00
Funding Source: General Funds 2023/2024					

APPLICATION DATA		PROGRAM GRANT DATA		
Type of Project:	High School	Facility Hardship Replacement Other		\$ 3,768,709.00
		Multi Level Construction		\$ 452,245.00
Number of Classrooms:	8	Off Site		\$ 9,490.00
Addition to Existing Site:	No	Service Site Development		\$ 1,152,340.00
Master Plan Acres:	52.6	Urban / Security / Impacted Site		\$ 1,190,787.00
Recommended Acres:	49.6	Utilities		\$ 130,970.00
Existing Acres:	22.7	Total State Share (50%)		6,704,541.00
Fac. Hardship Replacement Toilet (sq. ft.):	0.00	Applicant Share (50%)		6,704,541.00
		Total Project Cost		\$ 13,409,082.00
Fac. Hardship Replacement Other (sq.ft.):	14,551.00			

STIPULATED TERMS & NEXT STEPS

A valid Fund Release Authorization (Form SAB 50-05) must be signed by the designated District Representative and must be received by the Office of Public School Construction prior to 11:59 p.m. within 180 calendar days of SAB approval of the Apportionment for this project. The form may be submitted electronically via OPSC Online or via email to OPSCApplicationReviewTeam@dgs.ca.gov.

The Applicant shall ensure that it is in compliance with all applicable laws, regulations and certifications it made on the program forms.

The Applicant is required to submit a signed Grant Agreement for the project prior to or concurrent with a valid Fund Release Authorization (Form SAB 50-05). Failure to submit an executed Grant Agreement and valid Form SAB 50-05 prior to the deadline shall result in the Apportionment being rescinded without further board action.

The Applicant is responsible for ensuring that the project is compliant with Prevailing Wage Monitoring and/or Labor Compliance Program requirements at the time construction contracts are executed and/or construction commenced.

FACILITY HARDSHIP / REHABILITATION PROGRAM

SCHOOL DISTRICT DATA

School District: Los Angeles Unified
Application Number: 51/64733-05-002
Total District Enrollment: 538,295
County: Los Angeles

School Name: Roosevelt (Theodore) Senior High
Project Grade Level: 9-12
Financial Hardship: No

TYPE OF REQUEST

State Allocation Board (Board) approval for Apportionment for a School Facility Program (SFP) Seismic Mitigation Program (SMP) Replacement Project.

Total Project Cost: \$25,680,068.00
Cost to the State: \$12,840,034.00

DESCRIPTION

DESCRIPTION OF HEALTH AND SAFETY THREAT

A report by Saiful Bouquet Structural Engineers, dated November 4, 2020, identifies several structural deficiencies in the Gymnasium Building located at the Roosevelt Senior High School site. The report reference material insufficiencies, such as with the load path, wall anchorage, wall openings, diaphragms, and coupling beam. All the material insufficiencies identified in the report renders the Gymnasium Building at high risk of collapse in the event of seismic activity. The building qualifies for the SMP based on the qualifying criteria in Education Code Section 17075.10 and SFP Regulation Section 1859.82.2.

SCOPE OF PROJECT

The scope of this project includes the demolition and replacement of the Gymnasium Building at the Roosevelt Senior High School site. This scope of work is part of a comprehensive modernization project in which many of the buildings on the site will be demolished and replaced.

STATUS OF SCHOOL SITE

The District anticipates completing construction of the comprehensive modernization project in June 2024.

QUALIFYING CRITERIA

GOVERNMENT/STATE LEVEL CONCURRENCE

The Gymnasium Building was classified as a Most Vulnerable Category 2 Building type as defined in SFP regulations and has met qualifying criteria of the SMP. The Division of the State Architect (DSA) has approved the District for Phase One (Eligibility Evaluation) and Phase Two (Replacement Option Analysis and Design Criteria) as well as providing final plan approval. These approvals enabled the District to apply for funding from the Board.

Staff Supports the District's Request: Yes

SITE VISIT COMPLETED BY STAFF

Staff accepted detailed reports from industry specialists and DSA approval in lieu of a site visit.

AUTHORITY

See Attachment A

RECOMMENDATION(S)

1. Approve the District's request for an Apportionment for Replacement funding for the replacement of the Gymnasium Building at the Roosevelt Senior High School site, pursuant to SFP Regulation Section 1859.82.2(b) as shown on Attachment B.
2. Provide that the District's Modernization eligibility will be reset for the Gymnasium Building to the date of Apportionment for this project.

AUTHORITY

Seismic Mitigation Program – Replacement Projects
(as of August 31, 2020)

Education Code (EC) Section 17075.10(a) states:

A school district may apply for hardship assistance in cases of extraordinary circumstances. Extraordinary circumstances may include, but are not limited to, the need to repair, reconstruct, or replace the most vulnerable school facilities that are identified as a Category 2 building, as defined in the report submitted pursuant to Section 17317, determined by the department to pose an unacceptable risk of injury to its occupants in the event of a seismic event.

SFP Regulation Section 1859.82 states, “A school district may apply for Facility Hardship, including Seismic Mitigation, Program assistance in cases of extraordinary circumstances that have caused an imminent health and safety threat.”

SFP Regulation Section 1859.82.2 states that “A school district is eligible for funding to repair, reconstruct, or replace the Most Vulnerable Category 2 Buildings which were originally constructed to be used as School Facilities and pose an unacceptable risk of injury to its occupants in the event of seismic activity. Program eligibility is determined by the Division of the State Architect while determination of grant funding is determined by the Board based on the following criteria.

Notwithstanding Sections 1859.93 and 1859.93.1, all applications for the seismic mitigation of the Most Vulnerable Category 2 Buildings shall be funded in the order of receipt of an Approved Application for funding. Any grants provided for the purpose of this section shall be provided as a new construction project and allocated on a 50 percent state share basis.”

SFP Regulation Section 1859.82.2(a) states,

- (a) Seismic mitigation projects must meet all of the following requirements:
- (1) The construction contract was executed on or after May 20, 2006;
 - (2) The project funding provided shall be for the minimum work necessary to obtain DSA approval;
 - (3) The School Building is designed for occupancy by students and staff; and
 - (4) The DSA concurs with a report by a structural engineer, which identifies structural deficiencies that pose an unacceptable risk of injury to its occupants in a seismic event. The structural engineers report shall conform to the guidelines prepared by the DSA, in accordance with Education Code Section 17310.

If the unacceptable risk of injury is due to the presence of faulting, liquefaction or landslide, these hazards must be documented by a geological hazards report prepared by an engineering geologist in accordance with California Building Code, Part 2, Chapter 18, section 1803A and with concurrence of the California Geological Survey

ATTACHMENT A

SFP Regulation Section 1859.82.2(b) states in part, “To qualify for replacement funding for School Buildings, the district must submit an Approved Application for funding and either (1) or (2) below:

- (1) For School Buildings that are lost, destroyed, or unable to be repaired, ...
- (2) For School Buildings with interior square footage to be mitigated”

Facility	Elementary School Pupils	Middle School Pupils	High School Pupils
Multi-Purpose (includes food service)	5.3 sq. ft. per pupil minimum 4,000 sq. ft.	5.3 sq. ft. per pupil minimum 5,000 sq. ft.	6.3 sq. ft. per pupil minimum 8,200 sq. ft.
Toilet	3 sq. ft. per pupil minimum 300 sq. ft.	4 sq. ft. per pupil minimum 300 sq. ft.	5 sq. ft. per pupil minimum 300 sq. ft.
Gymnasium (includes shower/locker area)	N/A	12.9 sq. ft. per pupil minimum 6,828 sq. ft. maximum 16,000 sq. ft.	15.3 sq. ft. per pupil minimum 8,380 sq. ft. maximum 18,000 sq. ft.
School Administration	3 sq. ft. per pupil minimum 600 sq. ft.	3 sq. ft. per pupil minimum 600 sq. ft.	4 sq. ft. per pupil minimum 800 sq. ft.
Library/Media Center	2.3 sq. ft. per pupil plus 600 sq. ft., minimum 960 sq. ft.	3.3 sq. ft. per pupil plus 600 sq. ft. minimum 960 sq. ft.	4.3 sq. ft. per pupil plus 600 sq. ft. minimum 960 sq. ft.
Kindergarten Classrooms (including Transitional Kindergarten)	1,350 sq. ft. for each replacement classroom.	NA	NA
Classrooms (1 st -12 th grade)	960 sq. ft. for each replacement classroom	960 sq. ft. for each replacement classroom	960 sq. ft. for each replacement classroom
Computer instructional support area, Industrial and Technology/Education Laboratory	960 sq. ft. for each replacement classroom.	960 sq. ft. for each replacement classroom.	960 sq. ft. for each replacement classroom.
Laboratory Classrooms (including science and consumer home economics. (Does not include Industrial and Technology/Education Laboratory)	1,300 sq. ft. for each replacement classroom.	1,300 sq. ft. for each replacement classroom.	1,300 sq. ft. for each replacement classroom.

ATTACHMENT A

Section 1859.61. Adjustments to the Modernization Baseline Eligibility.

(l) Adjusted upon Board receipt of the local school board resolution acknowledging that the buildings have been removed from K-12 classroom use, as follows:

(1) School Buildings and/or classrooms that receive replacement funding via the New Construction Grant or the Facility Hardship Square Footage Grant pursuant to Section 1859.82.1 or Section 1859.82.2.

(2) School Buildings and/or classrooms that were originally included in the district's baseline eligibility and were later demolished or removed from classroom use due to health and/or safety concerns that meet the requirements of Regulation Section 1859.82.1 or 1859.82.2 as verified by OPSC, except the district did not have the current enrollment to support the replacement and funding of those School Buildings and/or classrooms. School Buildings and/or classrooms removed from K-12 classroom use that remain on the school site will be identified on a list published on OPSC's website.

For (l)(1) the building age shall be reset to the date of the Apportionment for the corresponding project. For (l)(2) the building shall be removed from the classroom inventory used to establish modernization eligibility at the site.

APPLICANT DATA

Applicant:	Los Angeles Unified	PTN:	64733 - 5661,6081
Application No:	51/64733-05-002	County:	Los Angeles
School Name:	Roosevelt (Theodore) Senior High	Filing Basis:	Roosevelt

HISTORY OF PROJECT FUNDING

						State
	Fund Code	Proposition	Previously Authorized	Authorized This Action	Authorized This Action	Apportionment This Action
State Share						
Seismic Mitigation Grant	001-2324	GF	\$	\$ 12,840,034.00	\$	12,840,034.00
Applicant Share						
District Contribution				12,840,034.00		
Total			\$	0.00	\$	25,680,068.00

Funding Source: General Funds 2023/2024

APPLICATION DATA	PROGRAM GRANT DATA
------------------	--------------------

Type of Project:	High School	Facility Hardship Replacement Other	\$ 5,460,238.00
		Facility Hardship Replacement Toilets	\$ 1,920,960.00
Number of Classrooms:	2	Multi Level Construction	\$ 885,744.00
Addition to Existing Site:	No	Off Site	\$ 16,449.00
Master Plan Acres:	52.6	Service Site Development	\$ 1,997,410.00
Recommended Acres:	49.6	Urban / Security / Impacted Site	\$ 2,332,215.00
Existing Acres:	22.7	Utilities	\$ 227,018.00
Fac. Hardship Replacement Toilet (sq. ft.):	4,140.00	Total State Share (50%)	12,840,034.00
		Applicant Share (50%)	12,840,034.00
Fac. Hardship Replacement Other (sq.ft.):	21,082.00	Total Project Cost	\$ 25,680,068.00

STIPULATED TERMS & NEXT STEPS

A valid Fund Release Authorization (Form SAB 50-05) must be signed by the designated District Representative and must be received by the Office of Public School Construction prior to 11:59 p.m. within 180 calendar days of SAB approval of the Apportionment for this project. The form may be submitted electronically via OPSC Online or via email to OPSCApplicationReviewTeam@dgs.ca.gov.

The Applicant shall ensure that it is in compliance with all applicable laws, regulations and certifications it made on the program forms.

The Applicant is required to submit a signed Grant Agreement for the project prior to or concurrent with a valid Fund Release Authorization (Form SAB 50-05). Failure to submit an executed Grant Agreement and valid Form SAB 50-05 prior to the deadline shall result in the Apportionment being rescinded without further board action.

The Applicant is responsible for ensuring that the project is compliant with Prevailing Wage Monitoring and/or Labor Compliance Program requirements at the time construction contracts are executed and/or construction commenced.

FACILITY HARDSHIP / REHABILITATION PROGRAM

SCHOOL DISTRICT DATA

School District: Los Angeles Unified
Application Number: 51/64733-05-003
Total District Enrollment: 538,295
County: Los Angeles

School Name: Roosevelt (Theodore) Senior High
Project Grade Level: 9-12
Financial Hardship: No

TYPE OF REQUEST

State Allocation Board (Board) approval for Apportionment for a School Facility Program (SFP) Seismic Mitigation Program (SMP) Replacement Project.

Total Project Cost: \$75,828,778.00
Cost to the State: \$37,914,389.00

DESCRIPTION

DESCRIPTION OF HEALTH AND SAFETY THREAT

A report by Saiful Bouquet Structural Engineers, dated November 4, 2020, identifies several structural deficiencies in the Auditorium and Classroom Building located at the Roosevelt Senior High School site. The reports reference material insufficiencies, such as with the load path, wall anchorage, coupling beam, wall openings, and condition of brick walls. All the material insufficiencies identified in the report renders the Auditorium and Classroom Building at high risk of collapse in the event of seismic activity. The building qualifies for the SMP based on the qualifying criteria in Education Code Section 17075.10 and SFP Regulation Section 1859.82.2.

SCOPE OF PROJECT

The scope of this project includes the demolition and replacement of the Auditorium and Classroom Building at the Roosevelt Senior High School site. This scope of work is part of a comprehensive modernization project in which many of the buildings on the site will be demolished and replaced.

STATUS OF SCHOOL SITE

The District anticipates completing construction of the comprehensive modernization project in June 2024.

QUALIFYING CRITERIA

GOVERNMENT/STATE LEVEL CONCURRENCE

The Auditorium and Classroom Building was classified as a Most Vulnerable Category 2 Building type as defined in SFP regulations and has met qualifying criteria of the SMP. The Division of the State Architect (DSA) has approved the District for Phase One (Eligibility Evaluation) and Phase Two (Replacement Option Analysis and Design Criteria) as well as providing final plan approval. These approvals enabled the District to apply for funding from the Board.

Staff Supports the District's Request: Yes

SITE VISIT COMPLETED BY STAFF

Staff accepted detailed reports from industry specialists and DSA approval in lieu of a site visit.

AUTHORITY

See Attachment A

RECOMMENDATION(S)

1. Approve the District's request for an Apportionment for Replacement funding for the replacement of the Auditorium and Classroom Building at the Roosevelt Senior High School site, pursuant to SFP Regulation Section 1859.82.2(b) as shown on Attachment B.
2. Provide that the District's Modernization eligibility will be reset for the Auditorium and Classroom Building to the date of Apportionment for this project.

AUTHORITY

Seismic Mitigation Program – Replacement Projects
(as of August 31, 2020)

Education Code (EC) Section 17075.10(a) states:

A school district may apply for hardship assistance in cases of extraordinary circumstances. Extraordinary circumstances may include, but are not limited to, the need to repair, reconstruct, or replace the most vulnerable school facilities that are identified as a Category 2 building, as defined in the report submitted pursuant to Section 17317, determined by the department to pose an unacceptable risk of injury to its occupants in the event of a seismic event.

SFP Regulation Section 1859.82 states, “A school district may apply for Facility Hardship, including Seismic Mitigation, Program assistance in cases of extraordinary circumstances that have caused an imminent health and safety threat.”

SFP Regulation Section 1859.82.2 states that “A school district is eligible for funding to repair, reconstruct, or replace the Most Vulnerable Category 2 Buildings which were originally constructed to be used as School Facilities and pose an unacceptable risk of injury to its occupants in the event of seismic activity. Program eligibility is determined by the Division of the State Architect while determination of grant funding is determined by the Board based on the following criteria.

Notwithstanding Sections 1859.93 and 1859.93.1, all applications for the seismic mitigation of the Most Vulnerable Category 2 Buildings shall be funded in the order of receipt of an Approved Application for funding. Any grants provided for the purpose of this section shall be provided as a new construction project and allocated on a 50 percent state share basis.”

SFP Regulation Section 1859.82.2(a) states,

- (a) Seismic mitigation projects must meet all of the following requirements:
- (1) The construction contract was executed on or after May 20, 2006;
 - (2) The project funding provided shall be for the minimum work necessary to obtain DSA approval;
 - (3) The School Building is designed for occupancy by students and staff; and
 - (4) The DSA concurs with a report by a structural engineer, which identifies structural deficiencies that pose an unacceptable risk of injury to its occupants in a seismic event. The structural engineers report shall conform to the guidelines prepared by the DSA, in accordance with Education Code Section 17310.

If the unacceptable risk of injury is due to the presence of faulting, liquefaction or landslide, these hazards must be documented by a geological hazards report prepared by an engineering geologist in accordance with California Building Code, Part 2, Chapter 18, section 1803A and with concurrence of the California Geological Survey

ATTACHMENT A

SFP Regulation Section 1859.82.2(b) states in part, “To qualify for replacement funding for School Buildings, the district must submit an Approved Application for funding and either (1) or (2) below:

- (1) For School Buildings that are lost, destroyed, or unable to be repaired, ...
- (2) For School Buildings with interior square footage to be mitigated”

Facility	Elementary School Pupils	Middle School Pupils	High School Pupils
Multi-Purpose (includes food service)	5.3 sq. ft. per pupil minimum 4,000 sq. ft.	5.3 sq. ft. per pupil minimum 5,000 sq. ft.	6.3 sq. ft. per pupil minimum 8,200 sq. ft.
Toilet	3 sq. ft. per pupil minimum 300 sq. ft.	4 sq. ft. per pupil minimum 300 sq. ft.	5 sq. ft. per pupil minimum 300 sq. ft.
Gymnasium (includes shower/locker area)	N/A	12.9 sq. ft. per pupil minimum 6,828 sq. ft. maximum 16,000 sq. ft.	15.3 sq. ft. per pupil minimum 8,380 sq. ft. maximum 18,000 sq. ft.
School Administration	3 sq. ft. per pupil minimum 600 sq. ft.	3 sq. ft. per pupil minimum 600 sq. ft.	4 sq. ft. per pupil minimum 800 sq. ft.
Library/Media Center	2.3 sq. ft. per pupil plus 600 sq. ft., minimum 960 sq. ft.	3.3 sq. ft. per pupil plus 600 sq. ft. minimum 960 sq. ft.	4.3 sq. ft. per pupil plus 600 sq. ft. minimum 960 sq. ft.
Kindergarten Classrooms (including Transitional Kindergarten)	1,350 sq. ft. for each replacement classroom.	NA	NA
Classrooms (1 st -12 th grade)	960 sq. ft. for each replacement classroom	960 sq. ft. for each replacement classroom	960 sq. ft. for each replacement classroom
Computer instructional support area, Industrial and Technology/Education Laboratory	960 sq. ft. for each replacement classroom.	960 sq. ft. for each replacement classroom.	960 sq. ft. for each replacement classroom.
Laboratory Classrooms (including science and consumer home economics. (Does not include Industrial and Technology/Education Laboratory)	1,300 sq. ft. for each replacement classroom.	1,300 sq. ft. for each replacement classroom.	1,300 sq. ft. for each replacement classroom.

ATTACHMENT A

Section 1859.61. Adjustments to the Modernization Baseline Eligibility.

(l) Adjusted upon Board receipt of the local school board resolution acknowledging that the buildings have been removed from K-12 classroom use, as follows:

(1) School Buildings and/or classrooms that receive replacement funding via the New Construction Grant or the Facility Hardship Square Footage Grant pursuant to Section 1859.82.1 or Section 1859.82.2.

(2) School Buildings and/or classrooms that were originally included in the district's baseline eligibility and were later demolished or removed from classroom use due to health and/or safety concerns that meet the requirements of Regulation Section 1859.82.1 or 1859.82.2 as verified by OPSC, except the district did not have the current enrollment to support the replacement and funding of those School Buildings and/or classrooms. School Buildings and/or classrooms removed from K-12 classroom use that remain on the school site will be identified on a list published on OPSC's website.

For (l)(1) the building age shall be reset to the date of the Apportionment for the corresponding project. For (l)(2) the building shall be removed from the classroom inventory used to establish modernization eligibility at the site.

APPLICANT DATA

Applicant:	Los Angeles Unified	PTN:	64733 - 5768,6083
Application No:	51/64733-05-003	County:	Los Angeles
School Name:	Roosevelt (Theodore) Senior High	Filing Basis:	Roosevelt

HISTORY OF PROJECT FUNDING

	Fund Code	Proposition	Previously Authorized	Authorized This Action	State Apportionment This Action
State Share					
Seismic Mitigation Grant	001-2324	GF	\$	\$ 37,914,389.00	\$ 37,914,389.00
Applicant Share					
District Contribution				37,914,389.00	
Total			\$ <u>0.00</u>	\$ <u>75,828,778.00</u>	\$ <u>37,914,389.00</u>

Funding Source: General Funds 2023/2024

APPLICATION DATA	PROGRAM GRANT DATA
------------------	--------------------

Type of Project:	High School	Facility Hardship Replacement Other	\$ 20,975,633.00
		Facility Hardship Replacement Toilets	\$ 174,000.00
Number of Classrooms:	27	Multi Level Construction	\$ 2,537,956.00
Addition to Existing Site:	No	Off Site	\$ 53,062.00
Master Plan Acres:	52.6	Service Site Development	\$ 6,443,316.00
Recommended Acres:	52.6	Urban / Security / Impacted Site	\$ 6,998,100.00
Existing Acres:	23.4	Utilities	\$ 732,322.00
Fac. Hardship Replacement Toilet (sq. ft.):	375.00	Total State Share (50%)	<u>37,914,389.00</u>
		Applicant Share (50%)	37,914,389.00
Fac. Hardship Replacement Other (sq.ft.):	80,987.00	Total Project Cost	<u>\$ 75,828,778.00</u>

STIPULATED TERMS & NEXT STEPS

A valid Fund Release Authorization (Form SAB 50-05) must be signed by the designated District Representative and must be received by the Office of Public School Construction prior to 11:59 p.m. within 180 calendar days of SAB approval of the Apportionment for this project. The form may be submitted electronically via OPSC Online or via email to OPSCApplicationReviewTeam@dgs.ca.gov.

The Applicant shall ensure that it is in compliance with all applicable laws, regulations and certifications it made on the program forms.

The Applicant is required to submit a signed Grant Agreement for the project prior to or concurrent with a valid Fund Release Authorization (Form SAB 50-05). Failure to submit an executed Grant Agreement and valid Form SAB 50-05 prior to the deadline shall result in the Apportionment being rescinded without further board action.

The Applicant is responsible for ensuring that the project is compliant with Prevailing Wage Monitoring and/or Labor Compliance Program requirements at the time construction contracts are executed and/or construction commenced.

FACILITY HARDSHIP / REHABILITATION PROGRAM

SCHOOL DISTRICT DATA

School District: Los Angeles Unified
Application Number: 51/64733-17-001
Total District Enrollment: 538,295
County: Los Angeles

School Name: Huntington Park Senior High
Project Grade Level: 9-12
Financial Hardship: No

TYPE OF REQUEST

State Allocation Board (Board) approval for Apportionment for a School Facility Program (SFP) Seismic Mitigation Program (SMP) Replacement Project.

Total Project Cost: \$18,556,016.00
Cost to the State: \$9,278,008.00

DESCRIPTION

DESCRIPTION OF HEALTH AND SAFETY THREAT

A report by Englekirk Institutional, dated August 8, 2017, identifies several structural deficiencies in the Liberal Arts Building (Annex Building) located at the Huntington Park Senior High School site. The reports reference material insufficiencies, such as with the foundation dowels, connection strength of the steel braced frames, and lack of anchorage of the unreinforced masonry walls. All the material insufficiencies identified in the report renders the Liberal Arts Building (Annex Building) at high risk of collapse in the event of seismic activity. The building qualifies for the SMP based on the qualifying criteria in Education Code Section 17075.10 and SFP Regulation Section 1859.82.2.

SCOPE OF PROJECT

The scope of this project includes the demolition and replacement of the Liberal Arts Building (Annex Building) at the Huntington Park Senior High School site. This scope of work is part of a comprehensive modernization project in which many of the buildings on the site will be demolished and replaced.

STATUS OF SCHOOL SITE

The District anticipates completing construction of the comprehensive modernization project in July 2026.

QUALIFYING CRITERIA

GOVERNMENT/STATE LEVEL CONCURRENCE

The Liberal Arts Building (Annex Building) was classified as a Most Vulnerable Category 2 Building type as defined in SFP regulations and has met qualifying criteria of the SMP. The Division of the State Architect (DSA) has approved the District for Phase One (Eligibility Evaluation) and Phase Two (Replacement Option Analysis and Design Criteria), as well as providing final plan approval. These approvals enable the District to apply for funding from the Board.

Staff Supports the District's Request: Yes

SITE VISIT COMPLETED BY STAFF

Staff accepted detailed reports from industry specialists and DSA approval in lieu of a site visit.

AUTHORITY

See Attachment A

RECOMMENDATION(S)

1. Approve the District's request for an Apportionment for Replacement funding for the replacement of the Liberal Arts Building (Annex Building) at the Huntington Park Senior High School site, pursuant to SFP Regulation Section 1859.82.2(b) as shown on Attachment B.
2. Provide that the District's Modernization eligibility will be reset for the Liberal Arts Building (Annex Building) to the date of Apportionment for this project.

AUTHORITY

Seismic Mitigation Program – Replacement Projects
(as of August 31, 2020)

Education Code (EC) Section 17075.10(a) states:

A school district may apply for hardship assistance in cases of extraordinary circumstances. Extraordinary circumstances may include, but are not limited to, the need to repair, reconstruct, or replace the most vulnerable school facilities that are identified as a Category 2 building, as defined in the report submitted pursuant to Section 17317, determined by the department to pose an unacceptable risk of injury to its occupants in the event of a seismic event.

SFP Regulation Section 1859.82 states, “A school district may apply for Facility Hardship, including Seismic Mitigation, Program assistance in cases of extraordinary circumstances that have caused an imminent health and safety threat.”

SFP Regulation Section 1859.82.2 states that “A school district is eligible for funding to repair, reconstruct, or replace the Most Vulnerable Category 2 Buildings which were originally constructed to be used as School Facilities and pose an unacceptable risk of injury to its occupants in the event of seismic activity. Program eligibility is determined by the Division of the State Architect while determination of grant funding is determined by the Board based on the following criteria.

Notwithstanding Sections 1859.93 and 1859.93.1, all applications for the seismic mitigation of the Most Vulnerable Category 2 Buildings shall be funded in the order of receipt of an Approved Application for funding. Any grants provided for the purpose of this section shall be provided as a new construction project and allocated on a 50 percent state share basis.”

SFP Regulation Section 1859.82.2(a) states,

- (a) Seismic mitigation projects must meet all of the following requirements:
- (1) The construction contract was executed on or after May 20, 2006;
 - (2) The project funding provided shall be for the minimum work necessary to obtain DSA approval;
 - (3) The School Building is designed for occupancy by students and staff; and
 - (4) The DSA concurs with a report by a structural engineer, which identifies structural deficiencies that pose an unacceptable risk of injury to its occupants in a seismic event. The structural engineers report shall conform to the guidelines prepared by the DSA, in accordance with Education Code Section 17310.

If the unacceptable risk of injury is due to the presence of faulting, liquefaction or landslide, these hazards must be documented by a geological hazards report prepared by an engineering geologist in accordance with California Building Code, Part 2, Chapter 18, section 1803A and with concurrence of the California Geological Survey

ATTACHMENT A

SFP Regulation Section 1859.82.2(b) states in part, “To qualify for replacement funding for School Buildings, the district must submit an Approved Application for funding and either (1) or (2) below:

- (1) For School Buildings that are lost, destroyed, or unable to be repaired, ...
- (2) For School Buildings with interior square footage to be mitigated”

Facility	Elementary School Pupils	Middle School Pupils	High School Pupils
Multi-Purpose (includes food service)	5.3 sq. ft. per pupil minimum 4,000 sq. ft.	5.3 sq. ft. per pupil minimum 5,000 sq. ft.	6.3 sq. ft. per pupil minimum 8,200 sq. ft.
Toilet	3 sq. ft. per pupil minimum 300 sq. ft.	4 sq. ft. per pupil minimum 300 sq. ft.	5 sq. ft. per pupil minimum 300 sq. ft.
Gymnasium (includes shower/locker area)	N/A	12.9 sq. ft. per pupil minimum 6,828 sq. ft. maximum 16,000 sq. ft.	15.3 sq. ft. per pupil minimum 8,380 sq. ft. maximum 18,000 sq. ft.
School Administration	3 sq. ft. per pupil minimum 600 sq. ft.	3 sq. ft. per pupil minimum 600 sq. ft.	4 sq. ft. per pupil minimum 800 sq. ft.
Library/Media Center	2.3 sq. ft. per pupil plus 600 sq. ft., minimum 960 sq. ft.	3.3 sq. ft. per pupil plus 600 sq. ft. minimum 960 sq. ft.	4.3 sq. ft. per pupil plus 600 sq. ft. minimum 960 sq. ft.
Kindergarten Classrooms (including Transitional Kindergarten)	1,350 sq. ft. for each replacement classroom.	NA	NA
Classrooms (1 st -12 th grade)	960 sq. ft. for each replacement classroom	960 sq. ft. for each replacement classroom	960 sq. ft. for each replacement classroom
Computer instructional support area, Industrial and Technology/Education Laboratory	960 sq. ft. for each replacement classroom.	960 sq. ft. for each replacement classroom.	960 sq. ft. for each replacement classroom.
Laboratory Classrooms (including science and consumer home economics. (Does not include Industrial and Technology/Education Laboratory)	1,300 sq. ft. for each replacement classroom.	1,300 sq. ft. for each replacement classroom.	1,300 sq. ft. for each replacement classroom.

ATTACHMENT A

Section 1859.61. Adjustments to the Modernization Baseline Eligibility.

(l) Adjusted upon Board receipt of the local school board resolution acknowledging that the buildings have been removed from K-12 classroom use, as follows:

(1) School Buildings and/or classrooms that receive replacement funding via the New Construction Grant or the Facility Hardship Square Footage Grant pursuant to Section 1859.82.1 or Section 1859.82.2.

(2) School Buildings and/or classrooms that were originally included in the district's baseline eligibility and were later demolished or removed from classroom use due to health and/or safety concerns that meet the requirements of Regulation Section 1859.82.1 or 1859.82.2 as verified by OPSC, except the district did not have the current enrollment to support the replacement and funding of those School Buildings and/or classrooms. School Buildings and/or classrooms removed from K-12 classroom use that remain on the school site will be identified on a list published on OPSC's website.

For (l)(1) the building age shall be reset to the date of the Apportionment for the corresponding project. For (l)(2) the building shall be removed from the classroom inventory used to establish modernization eligibility at the site.

APPLICANT DATA

Applicant:	Los Angeles Unified	PTN:	64733 - 5864,6063
Application No:	51/64733-17-001	County:	Los Angeles
School Name:	Huntington Park Senior High	Filing Basis:	Huntington Park

HISTORY OF PROJECT FUNDING

	Fund Code	Proposition	Previously Authorized	Authorized This Action	State Apportionment This Action
State Share					
Seismic Mitigation Grant	001-2324	GF	\$	\$ 9,278,008.00	\$ 9,278,008.00
Applicant Share					
District Contribution				9,278,008.00	
Total			\$ <u>0.00</u>	\$ <u>18,556,016.00</u>	\$ <u>9,278,008.00</u>
Funding Source: General Funds 2023/2024					

APPLICATION DATA	PROGRAM GRANT DATA
-------------------------	---------------------------

Type of Project:	High School	Facility Hardship Replacement Other	\$ 5,307,428.00
		Facility Hardship Replacement Toilets	\$ 105,328.00
Number of Classrooms:	15	Multi Level Construction	\$ 649,531.00
Addition to Existing Site:	No	Off Site	\$ 3,029.00
Master Plan Acres:	50.1	Service Site Development	\$ 1,562,808.00
Recommended Acres:	40.9	Urban / Security / Impacted Site	\$ 1,541,799.00
Existing Acres:	19.81	Utilities	\$ 108,085.00
Fac. Hardship Replacement Toilet (sq. ft.):	227.00	Total State Share (50%)	<u>9,278,008.00</u>
		Applicant Share (50%)	9,278,008.00
Fac. Hardship Replacement Other (sq.ft.):	20,492.00	Total Project Cost	<u>\$ 18,556,016.00</u>

STIPULATED TERMS & NEXT STEPS

A valid Fund Release Authorization (Form SAB 50-05) must be signed by the designated District Representative and must be received by the Office of Public School Construction prior to 11:59 p.m. within 180 calendar days of SAB approval of the Apportionment for this project. The form may be submitted electronically via OPSC Online or via email to OPSCApplicationReviewTeam@dgs.ca.gov.

The Applicant shall ensure that it is in compliance with all applicable laws, regulations and certifications it made on the program forms.

The Applicant is required to submit a signed Grant Agreement for the project prior to or concurrent with a valid Fund Release Authorization (Form SAB 50-05). Failure to submit an executed Grant Agreement and valid Form SAB 50-05 prior to the deadline shall result in the Apportionment being rescinded without further board action.

The Applicant is responsible for ensuring that the project is compliant with Prevailing Wage Monitoring and/or Labor Compliance Program requirements at the time construction contracts are executed and/or construction commenced.

FACILITY HARDSHIP / REHABILITATION PROGRAM

SCHOOL DISTRICT DATA

School District: Los Angeles Unified
Application Number: 51/64733-17-002
Total District Enrollment: 538,295
County: Los Angeles

School Name: Huntington Park Senior High
Project Grade Level: 9-12
Financial Hardship: No

TYPE OF REQUEST

State Allocation Board (Board) approval for Apportionment for a School Facility Program (SFP) Seismic Mitigation Program (SMP) Replacement Project.

Total Project Cost: \$10,562,498.00
Cost to the State: \$5,281,249.00

DESCRIPTION

DESCRIPTION OF HEALTH AND SAFETY THREAT

A report by Englekirk Institutional, dated August 8, 2017, identifies several structural deficiencies in the Home Economics Building located at the Huntington Park Senior High School site. The report references material insufficiencies, such as with the foundation dowels and lack of anchorage of the unreinforced masonry walls. All the material insufficiencies identified in the report renders the Home Economics Building at high risk of collapse in the event of seismic activity. The building qualifies for the SMP based on the qualifying criteria in Education Code Section 17075.10 and SFP Regulation Section 1859.82.2.

SCOPE OF PROJECT

The scope of this project includes the demolition and replacement of the Home Economics Building at the Huntington Park Senior High School site. This scope of work is part of a comprehensive modernization project in which many of the buildings on the site will be demolished and replaced.

STATUS OF SCHOOL SITE

The District anticipates completing construction of the comprehensive modernization project in July 2026.

QUALIFYING CRITERIA

GOVERNMENT/STATE LEVEL CONCURRENCE

The Home Economics Building was classified as a Most Vulnerable Category 2 Building type as defined in SFP regulations and has met qualifying criteria of the SMP. The Division of the State Architect (DSA) has approved the District for Phase One (Eligibility Evaluation) and Phase Two (Replacement Option Analysis and Design Criteria), as well as providing final plan approval. These approvals enabled the District to apply for funding from the Board.

Staff Supports the District's Request: Yes

SITE VISIT COMPLETED BY STAFF

Staff accepted detailed reports from industry specialists and DSA approval in lieu of a site visit.

AUTHORITY

See Attachment A

RECOMMENDATION(S)

1. Approve the District's request for an Apportionment for Replacement funding for the replacement of the Home Economics Building at the Huntington Park Senior High School site, pursuant to SFP Regulation Section 1859.82.2(b) as shown on Attachment B.
2. Provide that the District's Modernization eligibility will be reset for the Home Economics Building to the date of Apportionment for this project.

AUTHORITY

Seismic Mitigation Program – Replacement Projects
(as of August 31, 2020)

Education Code (EC) Section 17075.10(a) states:

A school district may apply for hardship assistance in cases of extraordinary circumstances. Extraordinary circumstances may include, but are not limited to, the need to repair, reconstruct, or replace the most vulnerable school facilities that are identified as a Category 2 building, as defined in the report submitted pursuant to Section 17317, determined by the department to pose an unacceptable risk of injury to its occupants in the event of a seismic event.

SFP Regulation Section 1859.82 states, “A school district may apply for Facility Hardship, including Seismic Mitigation, Program assistance in cases of extraordinary circumstances that have caused an imminent health and safety threat.”

SFP Regulation Section 1859.82.2 states that “A school district is eligible for funding to repair, reconstruct, or replace the Most Vulnerable Category 2 Buildings which were originally constructed to be used as School Facilities and pose an unacceptable risk of injury to its occupants in the event of seismic activity. Program eligibility is determined by the Division of the State Architect while determination of grant funding is determined by the Board based on the following criteria.

Notwithstanding Sections 1859.93 and 1859.93.1, all applications for the seismic mitigation of the Most Vulnerable Category 2 Buildings shall be funded in the order of receipt of an Approved Application for funding. Any grants provided for the purpose of this section shall be provided as a new construction project and allocated on a 50 percent state share basis.”

SFP Regulation Section 1859.82.2(a) states,

- (a) Seismic mitigation projects must meet all of the following requirements:
- (1) The construction contract was executed on or after May 20, 2006;
 - (2) The project funding provided shall be for the minimum work necessary to obtain DSA approval;
 - (3) The School Building is designed for occupancy by students and staff; and
 - (4) The DSA concurs with a report by a structural engineer, which identifies structural deficiencies that pose an unacceptable risk of injury to its occupants in a seismic event. The structural engineers report shall conform to the guidelines prepared by the DSA, in accordance with Education Code Section 17310.

If the unacceptable risk of injury is due to the presence of faulting, liquefaction or landslide, these hazards must be documented by a geological hazards report prepared by an engineering geologist in accordance with California Building Code, Part 2, Chapter 18, section 1803A and with concurrence of the California Geological Survey

ATTACHMENT A

SFP Regulation Section 1859.82.2(b) states in part, “To qualify for replacement funding for School Buildings, the district must submit an Approved Application for funding and either (1) or (2) below:

- (1) For School Buildings that are lost, destroyed, or unable to be repaired, ...
- (2) For School Buildings with interior square footage to be mitigated”

Facility	Elementary School Pupils	Middle School Pupils	High School Pupils
Multi-Purpose (includes food service)	5.3 sq. ft. per pupil minimum 4,000 sq. ft.	5.3 sq. ft. per pupil minimum 5,000 sq. ft.	6.3 sq. ft. per pupil minimum 8,200 sq. ft.
Toilet	3 sq. ft. per pupil minimum 300 sq. ft.	4 sq. ft. per pupil minimum 300 sq. ft.	5 sq. ft. per pupil minimum 300 sq. ft.
Gymnasium (includes shower/locker area)	N/A	12.9 sq. ft. per pupil minimum 6,828 sq. ft. maximum 16,000 sq. ft.	15.3 sq. ft. per pupil minimum 8,380 sq. ft. maximum 18,000 sq. ft.
School Administration	3 sq. ft. per pupil minimum 600 sq. ft.	3 sq. ft. per pupil minimum 600 sq. ft.	4 sq. ft. per pupil minimum 800 sq. ft.
Library/Media Center	2.3 sq. ft. per pupil plus 600 sq. ft., minimum 960 sq. ft.	3.3 sq. ft. per pupil plus 600 sq. ft. minimum 960 sq. ft.	4.3 sq. ft. per pupil plus 600 sq. ft. minimum 960 sq. ft.
Kindergarten Classrooms (including Transitional Kindergarten)	1,350 sq. ft. for each replacement classroom.	NA	NA
Classrooms (1 st -12 th grade)	960 sq. ft. for each replacement classroom	960 sq. ft. for each replacement classroom	960 sq. ft. for each replacement classroom
Computer instructional support area, Industrial and Technology/Education Laboratory	960 sq. ft. for each replacement classroom.	960 sq. ft. for each replacement classroom.	960 sq. ft. for each replacement classroom.
Laboratory Classrooms (including science and consumer home economics. (Does not include Industrial and Technology/Education Laboratory)	1,300 sq. ft. for each replacement classroom.	1,300 sq. ft. for each replacement classroom.	1,300 sq. ft. for each replacement classroom.

ATTACHMENT A

Section 1859.61. Adjustments to the Modernization Baseline Eligibility.

(l) Adjusted upon Board receipt of the local school board resolution acknowledging that the buildings have been removed from K-12 classroom use, as follows:

(1) School Buildings and/or classrooms that receive replacement funding via the New Construction Grant or the Facility Hardship Square Footage Grant pursuant to Section 1859.82.1 or Section 1859.82.2.

(2) School Buildings and/or classrooms that were originally included in the district's baseline eligibility and were later demolished or removed from classroom use due to health and/or safety concerns that meet the requirements of Regulation Section 1859.82.1 or 1859.82.2 as verified by OPSC, except the district did not have the current enrollment to support the replacement and funding of those School Buildings and/or classrooms. School Buildings and/or classrooms removed from K-12 classroom use that remain on the school site will be identified on a list published on OPSC's website.

For (l)(1) the building age shall be reset to the date of the Apportionment for the corresponding project. For (l)(2) the building shall be removed from the classroom inventory used to establish modernization eligibility at the site.

APPLICANT DATA

Applicant:	Los Angeles Unified	PTN:	64733 - 5864,6062
Application No:	51/64733-17-002	County:	Los Angeles
School Name:	Huntington Park Senior High	Filing Basis:	Huntington Park

HISTORY OF PROJECT FUNDING

	Fund Code	Proposition	Previously Authorized	Authorized This Action	State Apportionment This Action
State Share					
Seismic Mitigation Grant	001-2324	GF	\$	\$ 5,281,249.00	\$ 5,281,249.00
Applicant Share					
District Contribution				5,281,249.00	
Total			\$ <u>0.00</u>	\$ <u>10,562,498.00</u>	\$ <u>5,281,249.00</u>
Funding Source: General Funds 2023/2024					

APPLICATION DATA	PROGRAM GRANT DATA
-------------------------	---------------------------

Type of Project:	High School	Facility Hardship Replacement Other	\$ 3,079,769.00
		Facility Hardship Replacement Toilets	\$ 249,168.00
Number of Classrooms:	7	Off Site	\$ 1,817.00
Addition to Existing Site:	No	Service Site Development	\$ 937,429.00
Master Plan Acres:	50.1	Urban / Security / Impacted Site	\$ 948,233.00
Recommended Acres:	40.9	Utilities	\$ 64,833.00
Existing Acres:	19.81	Total State Share (50%)	<u>5,281,249.00</u>
Fac. Hardship Replacement Toilet (sq. ft.):	537.00	Applicant Share (50%)	5,281,249.00
		Total Project Cost	<u>\$ 10,562,498.00</u>
Fac. Hardship Replacement Other (sq.ft.):	11,891.00		

STIPULATED TERMS & NEXT STEPS

A valid Fund Release Authorization (Form SAB 50-05) must be signed by the designated District Representative and must be received by the Office of Public School Construction prior to 11:59 p.m. within 180 calendar days of SAB approval of the Apportionment for this project. The form may be submitted electronically via OPSC Online or via email to OPSCApplicationReviewTeam@dgs.ca.gov.

The Applicant shall ensure that it is in compliance with all applicable laws, regulations and certifications it made on the program forms.

The Applicant is required to submit a signed Grant Agreement for the project prior to or concurrent with a valid Fund Release Authorization (Form SAB 50-05). Failure to submit an executed Grant Agreement and valid Form SAB 50-05 prior to the deadline shall result in the Apportionment being rescinded without further board action.

The Applicant is responsible for ensuring that the project is compliant with Prevailing Wage Monitoring and/or Labor Compliance Program requirements at the time construction contracts are executed and/or construction commenced.

FACILITY HARDSHIP / REHABILITATION PROGRAM

SCHOOL DISTRICT DATA

School District: Los Angeles Unified
Application Number: 51/64733-17-003
Total District Enrollment: 538,295
County: Los Angeles

School Name: Huntington Park Senior High
Project Grade Level: 9-12
Financial Hardship: No

TYPE OF REQUEST

State Allocation Board (Board) approval for Apportionment for a School Facility Program (SFP) Seismic Mitigation Program (SMP) Replacement Project.

Total Project Cost: \$29,567,082.00
Cost to the State: \$14,783,541.00

DESCRIPTION

DESCRIPTION OF HEALTH AND SAFETY THREAT

A report by Englekirk Institutional, dated August 8, 2017, identifies several structural deficiencies in the Gymnasium Building located at the Huntington Park Senior High School site. The report references material insufficiencies, such as with the wall anchorage and wall support systems. All the material insufficiencies identified in the report renders the Gymnasium Building at high risk of collapse in the event of seismic activity. The building qualifies for the SMP based on the qualifying criteria in Education Code Section 17075.10 and SFP Regulation Section 1859.82.2.

SCOPE OF PROJECT

The scope of this project includes the demolition and replacement of the Gymnasium Building at the Huntington Park Senior High School site. This scope of work is part of a comprehensive modernization project in which many of the buildings on the site will be demolished and replaced.

STATUS OF SCHOOL SITE

The District anticipates completing construction of the comprehensive modernization project in July 2026.

QUALIFYING CRITERIA

GOVERNMENT/STATE LEVEL CONCURRENCE

The Gymnasium Building was classified as a Most Vulnerable Category 2 Building type as defined in SFP regulations and has met qualifying criteria of the SMP. The Division of the State Architect (DSA) has approved the District for Phase One (Eligibility Evaluation) and Phase Two (Replacement Option Analysis and Design Criteria) as well as providing final plan approval. These approvals enabled the District to apply for funding from the Board.

Staff Supports the District's Request: Yes

SITE VISIT COMPLETED BY STAFF

Staff accepted detailed reports from industry specialists and DSA approval in lieu of a site visit.

AUTHORITY

See Attachment A

RECOMMENDATION(S)

1. Approve the District's request for an Apportionment for Replacement funding for the replacement of the Gymnasium Building at the Huntington Park Senior High School site, pursuant to SFP Regulation Section 1859.82.2(b) as shown on Attachment B.
2. Provide that the District's Modernization eligibility will be reset for the Gymnasium Building to the date of Apportionment for this project.

AUTHORITY

Seismic Mitigation Program – Replacement Projects
(as of August 31, 2020)

Education Code (EC) Section 17075.10(a) states:

A school district may apply for hardship assistance in cases of extraordinary circumstances. Extraordinary circumstances may include, but are not limited to, the need to repair, reconstruct, or replace the most vulnerable school facilities that are identified as a Category 2 building, as defined in the report submitted pursuant to Section 17317, determined by the department to pose an unacceptable risk of injury to its occupants in the event of a seismic event.

SFP Regulation Section 1859.82 states, “A school district may apply for Facility Hardship, including Seismic Mitigation, Program assistance in cases of extraordinary circumstances that have caused an imminent health and safety threat.”

SFP Regulation Section 1859.82.2 states that “A school district is eligible for funding to repair, reconstruct, or replace the Most Vulnerable Category 2 Buildings which were originally constructed to be used as School Facilities and pose an unacceptable risk of injury to its occupants in the event of seismic activity. Program eligibility is determined by the Division of the State Architect while determination of grant funding is determined by the Board based on the following criteria.

Notwithstanding Sections 1859.93 and 1859.93.1, all applications for the seismic mitigation of the Most Vulnerable Category 2 Buildings shall be funded in the order of receipt of an Approved Application for funding. Any grants provided for the purpose of this section shall be provided as a new construction project and allocated on a 50 percent state share basis.”

SFP Regulation Section 1859.82.2(a) states,

- (a) Seismic mitigation projects must meet all of the following requirements:
- (1) The construction contract was executed on or after May 20, 2006;
 - (2) The project funding provided shall be for the minimum work necessary to obtain DSA approval;
 - (3) The School Building is designed for occupancy by students and staff; and
 - (4) The DSA concurs with a report by a structural engineer, which identifies structural deficiencies that pose an unacceptable risk of injury to its occupants in a seismic event. The structural engineers report shall conform to the guidelines prepared by the DSA, in accordance with Education Code Section 17310.

If the unacceptable risk of injury is due to the presence of faulting, liquefaction or landslide, these hazards must be documented by a geological hazards report prepared by an engineering geologist in accordance with California Building Code, Part 2, Chapter 18, section 1803A and with concurrence of the California Geological Survey

ATTACHMENT A

SFP Regulation Section 1859.82.2(b) states in part, “To qualify for replacement funding for School Buildings, the district must submit an Approved Application for funding and either (1) or (2) below:

- (1) For School Buildings that are lost, destroyed, or unable to be repaired, ...
- (2) For School Buildings with interior square footage to be mitigated”

Facility	Elementary School Pupils	Middle School Pupils	High School Pupils
Multi-Purpose (includes food service)	5.3 sq. ft. per pupil minimum 4,000 sq. ft.	5.3 sq. ft. per pupil minimum 5,000 sq. ft.	6.3 sq. ft. per pupil minimum 8,200 sq. ft.
Toilet	3 sq. ft. per pupil minimum 300 sq. ft.	4 sq. ft. per pupil minimum 300 sq. ft.	5 sq. ft. per pupil minimum 300 sq. ft.
Gymnasium (includes shower/locker area)	N/A	12.9 sq. ft. per pupil minimum 6,828 sq. ft. maximum 16,000 sq. ft.	15.3 sq. ft. per pupil minimum 8,380 sq. ft. maximum 18,000 sq. ft.
School Administration	3 sq. ft. per pupil minimum 600 sq. ft.	3 sq. ft. per pupil minimum 600 sq. ft.	4 sq. ft. per pupil minimum 800 sq. ft.
Library/Media Center	2.3 sq. ft. per pupil plus 600 sq. ft., minimum 960 sq. ft.	3.3 sq. ft. per pupil plus 600 sq. ft. minimum 960 sq. ft.	4.3 sq. ft. per pupil plus 600 sq. ft. minimum 960 sq. ft.
Kindergarten Classrooms (including Transitional Kindergarten)	1,350 sq. ft. for each replacement classroom.	NA	NA
Classrooms (1 st -12 th grade)	960 sq. ft. for each replacement classroom	960 sq. ft. for each replacement classroom	960 sq. ft. for each replacement classroom
Computer instructional support area, Industrial and Technology/Education Laboratory	960 sq. ft. for each replacement classroom.	960 sq. ft. for each replacement classroom.	960 sq. ft. for each replacement classroom.
Laboratory Classrooms (including science and consumer home economics. (Does not include Industrial and Technology/Education Laboratory)	1,300 sq. ft. for each replacement classroom.	1,300 sq. ft. for each replacement classroom.	1,300 sq. ft. for each replacement classroom.

ATTACHMENT A

Section 1859.61. Adjustments to the Modernization Baseline Eligibility.

(l) Adjusted upon Board receipt of the local school board resolution acknowledging that the buildings have been removed from K-12 classroom use, as follows:

(1) School Buildings and/or classrooms that receive replacement funding via the New Construction Grant or the Facility Hardship Square Footage Grant pursuant to Section 1859.82.1 or Section 1859.82.2.

(2) School Buildings and/or classrooms that were originally included in the district's baseline eligibility and were later demolished or removed from classroom use due to health and/or safety concerns that meet the requirements of Regulation Section 1859.82.1 or 1859.82.2 as verified by OPSC, except the district did not have the current enrollment to support the replacement and funding of those School Buildings and/or classrooms. School Buildings and/or classrooms removed from K-12 classroom use that remain on the school site will be identified on a list published on OPSC's website.

For (l)(1) the building age shall be reset to the date of the Apportionment for the corresponding project. For (l)(2) the building shall be removed from the classroom inventory used to establish modernization eligibility at the site.

APPLICANT DATA

Applicant:	Los Angeles Unified	PTN:	64733 - 5061,6064
Application No:	51/64733-17-003	County:	Los Angeles
School Name:	Huntington Park Senior High	Filing Basis:	Huntington Park

HISTORY OF PROJECT FUNDING

						State
	Fund Code	Proposition	Previously Authorized	Authorized This Action	Authorized This Action	Apportionment This Action
State Share						
Seismic Mitigation Grant	001-2324	GF	\$	\$ 14,783,541.00	\$	14,783,541.00
Applicant Share						
District Contribution				14,783,541.00		
Total			\$	<u>0.00</u>	\$	<u>29,567,082.00</u>
Funding Source: General Funds 2023/2024						

APPLICATION DATA	PROGRAM GRANT DATA
------------------	--------------------

Type of Project:	High School	Facility Hardship Replacement Other	\$ 6,808,592.00
		Facility Hardship Replacement Toilets	\$ 1,959,936.00
Number of Classrooms:	1	Multi Level Construction	\$ 1,052,223.00
Addition to Existing Site:	No	Off Site	\$ 4,460.00
Master Plan Acres:	50.1	Service Site Development	\$ 2,301,482.00
Recommended Acres:	40.9	Urban / Security / Impacted Site	\$ 2,497,676.00
Existing Acres:	19.81	Utilities	\$ 159,172.00
Fac. Hardship Replacement Toilet (sq. ft.):	4,224.00	Total State Share (50%)	<u>14,783,541.00</u>
		Applicant Share (50%)	14,783,541.00
Fac. Hardship Replacement Other (sq.ft.):	26,288.00	Total Project Cost	<u>\$ 29,567,082.00</u>

STIPULATED TERMS & NEXT STEPS

A valid Fund Release Authorization (Form SAB 50-05) must be signed by the designated District Representative and must be received by the Office of Public School Construction prior to 11:59 p.m. within 180 calendar days of SAB approval of the Apportionment for this project. The form may be submitted electronically via OPSC Online or via email to OPSCApplicationReviewTeam@dgs.ca.gov.

The Applicant shall ensure that it is in compliance with all applicable laws, regulations and certifications it made on the program forms.

The Applicant is required to submit a signed Grant Agreement for the project prior to or concurrent with a valid Fund Release Authorization (Form SAB 50-05). Failure to submit an executed Grant Agreement and valid Form SAB 50-05 prior to the deadline shall result in the Apportionment being rescinded without further board action.

The Applicant is responsible for ensuring that the project is compliant with Prevailing Wage Monitoring and/or Labor Compliance Program requirements at the time construction contracts are executed and/or construction commenced.

State of California
State Allocation Board

**CALIFORNIA PRESCHOOL, TRANSITIONAL KINDERGARTEN
AND FULL-DAY KINDERGARTEN FACILITIES GRANT PROGRAM**

This Resolution of the State Allocation Board (hereafter referred to as the “Board”) is applicable to the appropriate sections of the Education Code and is described and filed in the office of the Executive Officer and will be made available to all interested parties as the Resolution pertains to the documents attached hereto. Said documents were acted upon by the Board at its meeting on May 29, 2024.

WHEREAS, the Board has determined to be approvable a number of projects for new construction or retrofit eligibility of California preschool, transitional kindergarten and/or kindergarten facilities for school districts, it is making apportionments and/or adjustments for the grant amounts for projects that meet the Board’s criteria for the apportionment of grants pursuant to Education Code Section 17375.

NOW THEREFORE, BE IT RESOLVED:

1. The Board anticipates that the school district(s) will pay certain capital expenditures in connection with some or all of the project(s) cost.
2. The Board, acting on behalf of the State, hereby declares that it is the State’s official intent to use General Fund proceeds that are available for such purpose, consistent with the requirements of law that are in effect at the time the funds are available, to provide grants, in accordance with applicable laws and regulations.
3. This Resolution shall be continuously available for inspection by the general public during normal business hours at the office of the Board at 707 3rd Street, 4th Floor, West Sacramento, California, commencing within one week after the date of enactment of this Resolution.

SCHOOL DISTRICT DATA

Application No: 70/63875-00-003

County: Kings

School District: Armona Union Elementary

School Name: Armona Elementary

PROJECT DATA

Type of Project:	New Construction	Application Filing Basis:	Site Specific
Total Pupils Assigned:	75	Total Classrooms:	3
Preschool:	0	Preschool:	0
Transitional K:	75	Transitional K:	3
Kindergarten:	0	Kindergarten:	0
Financial Hardship Requested:	Yes	Recommended Acres:	
Preference Points:	61	Existing Acres:	

ADJUSTED GRANT DATA

PROJECT FINANCING

TK New Construction	\$1,096,725.00	State Share	
Fire Detection/Alarm	1,275.00	This Project	\$2,236,196.00
Project Assistance	8,943.00	District Share	
Site Development	383,854.00	Cash Contribution	129,508.00
Conversion Grant	745,399.00	Financial Hardship	615,891.00
State Grant Total	<u>2,236,196.00</u>	Total Project Cost	<u>\$2,981,595.00</u>
District Share	745,399.00		
Total Project Cost	<u>\$2,981,595.00</u>		

HISTORY OF PROJECT COST AND APPORTIONMENT

	Fund Code	Previously Authorized	Authorized This Action	Apportionment This Action
<u>State Share</u>				
New Construction/Additional Grant	1027-2122	\$ 2,263,758.00	\$ (27,562.00)	\$ (27,562.00)
<u>District Share</u>				
Cash Contribution		129,508.00		
Financial Hardship	1027-2122	625,078.00	(9,187.00)	(9,187.00)
Total		<u>\$ 3,018,344.00</u>	<u>\$ (36,749.00)</u>	<u>\$ (36,749.00)</u>

Funding Source: General Fund California Preschool, Transitional Kindergarten and Full-Day Kindergarten Facilities Grant Program

This project is being amended as a result of the removal of the previously authorized additional grant for Automatic Sprinkler System, which was not included in the approved plans and specifications.

The District shall ensure that it is in compliance with all applicable laws, regulations and certifications it made on the program forms.

This project is subject to the Grant Agreement submittal pursuant to Regulation Section 1860.17.

The District is responsible for ensuring that the project is compliant with Prevailing Wage Monitoring and/or Labor Compliance Program requirements at the time construction contracts are executed and/or construction commenced.

The District qualifies for financial hardship pursuant to Regulation Section 1860.14(a)(1). The District has demonstrated it is financially unable to provide all or a part of the matching funds and is levying the developer fees or equal alternative revenue source justified by law. The District's outstanding bonded indebtedness at the date of request (November 4, 2022) is at least 60 percent of its total bonding capacity.

Advance funds in the amount of \$438,690.00 were previously released to the District. The remaining funds in the amount of \$2,413,397.00 (\$2,981,595.00 less advance funds released and available district contribution) will be released by OPSC upon the receipt of a valid, signed Grant Agreement as specified in Regulation Section 1860.17 and a complete Fund Release Request (Form SAB 70-02).

Pursuant to Regulation Section 1860.19(b)(4), any savings, including interest, unexpended or unencumbered after one year from the completion of the project, as specified in Section 1860.18, must be returned to the State.

SCHOOL DISTRICT DATA

Application No: 70/63313-00-001
School District: Arvin Union Elementary

County: Kern
School Name: Bear Mountain Elementary

PROJECT DATA

Type of Project:	New Construction	Application Filing Basis:	Site Specific
Total Pupils Assigned:	175	Total Classrooms:	7
Preschool:	100	Preschool:	4
Transitional K:	75	Transitional K:	3
Kindergarten:	0	Kindergarten:	0
Financial Hardship Requested:	No	Recommended Acres:	
Preference Points:	35	Existing Acres:	

ADJUSTED GRANT DATA

PROJECT FINANCING

Preschool New Construction	\$ 1,462,300.00	State Share	
TK New Construction	1,096,725.00	This Project	\$ 5,186,489.00
Fire Detection/Alarm	2,975.00		
Site Development	895,659.00	District Share	
Conversion Grant	1,728,830.00	Cash Contribution	1,728,829.00
State Grant Total	<u>5,186,489.00</u>	Financial Hardship	
District Share	1,728,829.00	Total Project Cost	<u><u>\$ 6,915,318.00</u></u>
Total Project Cost	<u>\$ 6,915,318.00</u>		

HISTORY OF PROJECT COST AND APPORTIONMENT

	Fund Code	Previously Authorized	Authorized This Action	Apportionment This Action
<u>State Share</u>				
New Construction/Additional Grant	1027-2122	\$ 5,250,801.00	\$ (64,312.00)	\$ (64,312.00)
<u>District Share</u>				
Cash Contribution		1,750,267.00	(21,438.00)	
Financial Hardship				
Total		<u>\$ 7,001,068.00</u>	<u>\$ (85,750.00)</u>	<u>\$ (64,312.00)</u>

Funding Source: General Fund California Preschool, Transitional Kindergarten and Full-Day Kindergarten Facilities Grant Program

This project is being amended as a result of the removal of the previously authorized additional grant for automatic sprinkler system, which was not included in the approved plans and specifications.

The District shall ensure that it is in compliance with all applicable laws, regulations and certifications it made on the program forms.

This project is subject to the Grant Agreement submittal pursuant to Regulation Section 1860.17.

The District is responsible for ensuring that the project is compliant with Prevailing Wage Monitoring and/or Labor Compliance Program requirements at the time construction contracts are executed and/or construction commenced.

Advance funds in the amount of \$1,023,610.00 were previously released to the District. The remaining funds in the amount of \$4,162,879.00 (\$6,915,318.00 less advance funds released and available district contribution) will be released by OPSC upon the receipt of a valid, signed Grant Agreement as specified in Regulation Section 1860.17 and a complete Fund Release Request (Form SAB 70-02).

Pursuant to Regulation Section 1860.19(b)(4), any savings, including interest, unexpended or unencumbered after one year from the completion of the project, as specified in Section 1860.18, must be returned to the State.

SCHOOL DISTRICT DATA

Application No: 70/65193-00-002
School District: Chowchilla Elementary

County: Madera
School Name: Fuller (Merle L.) Elementary

PROJECT DATA

Type of Project:	New Construction	Application Filing Basis:	Site Specific
Total Pupils Assigned:	100	Total Classrooms:	4
Preschool:	0	Preschool:	0
Transitional K:	50	Transitional K:	2
Kindergarten:	50	Kindergarten:	2
Financial Hardship Requested:	No	Recommended Acres:	
Preference Points:	27	Existing Acres:	

ADJUSTED GRANT DATA

PROJECT FINANCING

TK New Construction	\$799,150.00
FDK New Construction	<u>\$799,150.00</u>
Automatic Fire Detection/Alarr	1,900.00
Project Assistance	9,775.00
Site Development	559,406.00
Conversion Grant	544,789.00
State Grant Total	<u>2,714,170.00</u>
District Share	<u>1,624,592.00</u>
Total Project Cost	<u><u>\$4,338,762.00</u></u>

<u>State Share</u>	
This Project	\$2,714,170.00
<u>District Share</u>	
Cash Contribution	1,624,592.00
Financial Hardship	
Total Project Cost	<u><u>\$4,338,762.00</u></u>

HISTORY OF PROJECT COST AND APPORTIONMENT

	Fund Code	Previously Authorized	Authorized This Action	Apportionment This Action
<u>State Share</u>				
New Construction/Additional Grant	1027-2122	\$ 7,033,379.00	\$ (4,319,209.00)	\$ (4,319,209.00)
<u>District Share</u>				
Cash Contribution		4,863,999.00	(3,239,407.00)	
Financial Hardship	1027-2122			
Total		<u>\$ 11,897,378.00</u>	<u>\$ (7,558,616.00)</u>	<u>\$ (4,319,209.00)</u>

Funding Source: General Fund California Preschool, Transitional Kindergarten and Full-Day Kindergarten Facilities Grant Program

This project is being amended as a result of the removal of 7 previously authorized transitional kindergarten and full-day kindergarten classrooms. Due to the District’s direction, these classrooms will not be included in the District’s approved plans and specifications.

The District shall ensure that it is in compliance with all applicable laws, regulations and certifications it made on the program forms.

This project is subject to the Grant Agreement submittal pursuant to Regulation Section 1860.17.

The District is responsible for ensuring that the project is compliant with Prevailing Wage Monitoring and/or Labor Compliance Program requirements at the time construction contracts are executed and/or construction commenced.

The District has requested an advance release of funds for Design. \$639,320.00, equal to 40 percent of the grant determined by Regulation Section 1860.9(a), will be released by OPSC upon the receipt of a valid, signed Grant Agreement as specified in Regulation Section 1860.17.

With the exception of School Districts receiving Financial Hardship funding, a portion of the School District's required matching share will be equal to a 25 percent District share and a 50 percent District share for New Construction, pursuant to Regulation Sections 1860.11.

Pursuant to Regulation Section 1860.19(b)(4), any savings, including interest, unexpended or unencumbered after one year from the completion of the project, as specified in Section 1860.18, must be returned to the State.

SCHOOL DISTRICT DATA

Application No: 70/75325-00-002
School District: Farmersville Unified

County: Tulare
School Name: Hester (J.E.) Elementary

PROJECT DATA

Type of Project:	New Construction	Application Filing Basis:	Site Specific
Total Pupils Assigned:	225	Total Classrooms:	9
Preschool:	0	Preschool:	0
Transitional K:	100	Transitional K:	4
Kindergarten:	125	Kindergarten:	5
Financial Hardship Requested:	Yes	Recommended Acres:	
Preference Points:	73	Existing Acres:	

ADJUSTED GRANT DATA

PROJECT FINANCING

TK New Construction	\$1,462,300.00
FDK New Construction	<u>\$1,827,875.00</u>
Automatic Fire Detection/Alarm	3,825.00
Project Assistance	8,943.00
Site Development	1,151,561.00
Conversion Grant	<u>992,374.00</u>
State Grant Total	5,446,878.00
District Share	3,462,131.00
Total Project Cost	<u><u>\$8,909,009.00</u></u>

<u>State Share</u>	
This Project	\$5,446,878.00
<u>District Share</u>	
Cash Contribution	766,751.00
Financial Hardship	2,695,380.00
Total Project Cost	<u><u>\$8,909,009.00</u></u>

HISTORY OF PROJECT COST AND APPORTIONMENT

	Fund Code	Previously Authorized	Authorized This Action	Apportionment This Action
<u>State Share</u>				
New Construction/Additional Grant	1027-2122	\$ 5,514,253.00	\$ (67,375.00)	\$ (67,375.00)
<u>District Share</u>				
Cash Contribution		766,751.00		
Financial Hardship	1027-2122	2,738,254.00	(42,874.00)	(42,874.00)
Total		<u>\$ 9,019,258.00</u>	<u>\$ (110,249.00)</u>	<u>\$ (110,249.00)</u>

Funding Source: General Fund California Preschool, Transitional Kindergarten and Full-Day Kindergarten Facilities Grant Program

This project is being amended as a result of the removal of the previously authorized additional grant for Automatic Sprinkler System, which was not included in the approved plans and specifications.

The District shall ensure that it is in compliance with all applicable laws, regulations and certifications it made on the program forms.

This project is subject to the Grant Agreement submittal pursuant to Regulation Section 1860.17.

The District is responsible for ensuring that the project is compliant with Prevailing Wage Monitoring and/or Labor Compliance Program requirements at the time construction contracts are executed and/or construction commenced.

The District qualifies for financial hardship pursuant to Regulation Section 1860.14(a)(1). The District has demonstrated it is financially unable to provide all or a part of the matching funds and is levying the developer fees or equal alternative revenue source justified by law. The District's outstanding bonded indebtedness at the date of request (October 12, 2022) is at least 60 percent of its total bonding capacity.

Advance funds in the amount of \$1,316,070.00 were previously released to the District. The remaining funds in the amount of \$6,826,188.00 (\$8,909,009.00 less advance funds released and available district contribution) will be released by OPSC upon the receipt of a valid, signed Grant Agreement as specified in Regulation Section 1860.17 and a complete Fund Release Request (Form SAB 70-02).

Pursuant to Regulation Section 1860.19(b)(4), any savings, including interest, unexpended or unencumbered after one year from the completion of the project, as specified in Section 1860.18, must be returned to the State.

SCHOOL DISTRICT DATA

Application No: 70/71381-00-001
School District: Franklin Elementary

County: Sutter
School Name: Franklin Elementary

PROJECT DATA

Type of Project:	New Construction	Application Filing Basis:	Site Specific
Total Pupils Assigned:	100	Total Classrooms:	4
Preschool:	0	Preschool:	0
Transitional K:	50	Transitional K:	2
Kindergarten:	50	Kindergarten:	2
Financial Hardship Requested:	Yes	Recommended Acres:	
Preference Points:	40	Existing Acres:	

ADJUSTED GRANT DATA

PROJECT FINANCING

TK New Construction	\$731,150.00
FDK New Construction	<u>\$731,150.00</u>
Automatic Fire Detection/Alarm	1,700.00
Project Assistance	8,943.00
Site Development	511,805.00
Conversion Grant	498,423.00
State Grant Total	<u>2,483,171.00</u>
District Share	<u>1,486,326.00</u>
Total Project Cost	<u><u>\$3,969,497.00</u></u>

State Share	
This Project	\$2,483,171.00
District Share	
Cash Contribution	75,876.00
Financial Hardship	1,410,450.00
Total Project Cost	<u><u>\$3,969,497.00</u></u>

HISTORY OF PROJECT COST AND APPORTIONMENT

	Fund Code	Previously Authorized	Authorized This Action	Apportionment This Action
<u>State Share</u>				
New Construction/Additional Grant	1027-2122	\$ 2,513,796.00	\$ (30,625.00)	\$ (30,625.00)
<u>District Share</u>				
Cash Contribution		75,876.00		
Financial Hardship	1027-2122	1,428,825.00	(18,375.00)	(18,375.00)
Total		<u>\$ 4,018,497.00</u>	<u>\$ (49,000.00)</u>	<u>\$ (49,000.00)</u>

Funding Source: General Fund California Preschool, Transitional Kindergarten and Full-Day Kindergarten Facilities Grant Program

This project is being amended as a result of the removal of the previously authorized additional grant for Automatic Sprinkler System, which was not included in the approved plans and specifications.

The District shall ensure that it is in compliance with all applicable laws, regulations and certifications it made on the program forms.

This project is subject to the Grant Agreement submittal pursuant to Regulation Section 1860.17.

The District is responsible for ensuring that the project is compliant with Prevailing Wage Monitoring and/or Labor Compliance Program requirements at the time construction contracts are executed and/or construction commenced.

The District qualifies for financial hardship pursuant to Regulation Section 1860.14(a)(1). The District has demonstrated it is financially unable to provide all or a part of the matching funds and is levying the developer fees or equal alternative revenue source justified by law. The District's outstanding bonded indebtedness at the date of request (November 4, 2022) is at least 60 percent of its total bonding capacity.

Advance funds in the amount of \$584,920.00 were previously released to the District. The remaining funds in the amount of \$3,308,701.00 (\$3,969,497.00 less advance funds released and available district contribution) will be released by OPSC upon the receipt of a valid, signed Grant Agreement as specified in Regulation Section 1860.17 and a complete Fund Release Request (Form SAB 70-02).

Pursuant to Regulation Section 1860.19(b)(4), any savings, including interest, unexpended or unencumbered after one year from the completion of the project, as specified in Section 1860.18, must be returned to the State.

SCHOOL DISTRICT DATA

Application No: 70/73908-00-001
School District: McFarland Unified

County: Kern
School Name: Kern Avenue

PROJECT DATA

Type of Project:	New Construction	Application Filing Basis:	Site Specific
Total Pupils Assigned:	150	Total Classrooms:	6
Preschool:	0	Preschool:	0
Transitional K:	100	Transitional K:	4
Kindergarten:	50	Kindergarten:	2
Financial Hardship Requested:	Yes	Recommended Acres:	
Preference Points:	67	Existing Acres:	

ADJUSTED GRANT DATA

PROJECT FINANCING

TK New Construction	\$ 1,462,300.00
FDK New Construction	731,150.00
Fire Detection/Alarm	2,550.00
Site Development	767,708.00
Conversion Grant	987,903.00
State Grant Total	<u>\$3,951,611.00</u>
District Share	\$1,975,805.00
Total Project Cost	<u><u>\$ 5,927,416.00</u></u>

<u>State Share</u>	
This Project	\$3,951,611.00
<u>District Share</u>	
Cash Contribution	1,533,687.00
Financial Hardship	442,118.00
Total Project Cost	<u><u>\$5,927,416.00</u></u>

HISTORY OF PROJECT COST AND APPORTIONMENT

	Fund Code	Previously Authorized	Authorized This Action	Apportionment This Action
<u>State Share</u>				
New Construction/Additional Grant	1027-2122	\$ 4,000,611.00	\$ (49,000.00)	\$ (49,000.00)
<u>District Share</u>				
Cash Contribution		1,533,687.00		
Financial Hardship	1027-2122	466,618.00	(24,500.00)	(24,500.00)
Total		<u>\$ 6,000,916.00</u>	<u>\$ (73,500.00)</u>	<u>\$ (73,500.00)</u>

Funding Source: General Fund California Preschool, Transitional Kindergarten and Full-Day Kindergarten Facilities Grant Program

This project is being amended as a result of the removal of the previously authorized additional grant for automatic sprinkler system, which was not included in the approved plans and specifications.

The District shall ensure that it is in compliance with all applicable laws, regulations and certifications it made on the program forms.

This project is subject to the Grant Agreement submittal pursuant to Regulation Section 1860.17.

The District is responsible for ensuring that the project is compliant with Prevailing Wage Monitoring and/or Labor Compliance Program requirements at the time construction contracts are executed and/or construction commenced.

The District qualifies for financial hardship pursuant to Regulation Section 1860.14(a)(1). The District has demonstrated it is financially unable to provide all or a part of the matching funds and is levying the developer fees or equal alternative revenue source justified by law. The District's outstanding bonded indebtedness at the date of request (November 16, 2022) is at least 60 percent of its total bonding capacity.

Advance funds in the amount of \$877,380.00 were previously released to the District. The remaining funds in the amount of \$3,516,349.00 (\$5,927,416.00 less advance funds released and available district contribution) will be released by OPSC upon the receipt of a valid, signed Grant Agreement as specified in Regulation Section 1860.17 and a complete Fund Release Request (Form SAB 70-02).

With the exception of School Districts receiving Financial Hardship funding, a portion of the School District's required matching share will be equal to a 25 percent District share and a 50 percent District share for New Construction, pursuant to Regulation Sections 1860.11.

Pursuant to Regulation Section 1860.19(b)(4), any savings, including interest, unexpended or unencumbered after one year from the completion of the project, as specified in Section 1860.18, must be returned to the State.

SCHOOL DISTRICT DATA

Application No: 70/64188-00-001
School District: Shaffer Union

County: Lassen
School Name: Shaffer Elementary

PROJECT DATA

Type of Project:	New Construction	Application Filing Basis:	Site Specific
Total Pupils Assigned:	25	Total Classrooms:	1
Preschool:	0	Preschool:	0
Transitional K:	25	Transitional K:	1
Kindergarten:	0	Kindergarten:	0
Financial Hardship Requested:	Yes	Recommended Acres:	
Preference Points:	48	Existing Acres:	

ADJUSTED GRANT DATA

PROJECT FINANCING

TK New Construction	\$365,575.00
Fire Detection/Alarm	425.00
Project Assistance	8,943.00
Site Development	127,951.00
Conversion Grant	251,447.00
State Grant Total	<u>754,341.00</u>
District Share	251,447.00
Total Project Cost	<u><u>\$1,005,788.00</u></u>

<u>State Share</u>	
This Project	\$754,341.00
<u>District Share</u>	
Cash Contribution	11,644.00
Financial Hardship	239,803.00
Total Project Cost	<u><u>\$1,005,788.00</u></u>

HISTORY OF PROJECT COST AND APPORTIONMENT

	Fund Code	Previously Authorized	Authorized This Action	Apportionment This Action
<u>State Share</u>				
New Construction/Additional Grant	1027-2122	\$ 763,528.50	\$ (9,187.50)	\$ (9,187.50)
<u>District Share</u>				
Cash Contribution		11,644.00		
Financial Hardship	1027-2122	242,865.50	(3,062.50)	(3,062.50)
Total		<u>\$ 1,018,038.00</u>	<u>\$ (12,250.00)</u>	<u>\$ (12,250.00)</u>

Funding Source: General Fund California Preschool, Transitional Kindergarten and Full-Day Kindergarten Facilities Grant Program

This project is being amended as a result of the removal of the previously authorized additional grant for automatic sprinkler system, which was not included in the approved plans and specifications.

The District shall ensure that it is in compliance with all applicable laws, regulations and certifications it made on the program forms.

This project is subject to the Grant Agreement submittal pursuant to Regulation Section 1860.17.

The District is responsible for ensuring that the project is compliant with Prevailing Wage Monitoring and/or Labor Compliance Program requirements at the time construction contracts are executed and/or construction commenced.

The District qualifies for financial hardship pursuant to Regulation Section 1860.14(a)(3). The District has demonstrated it is financially unable to provide all or a part of the matching funds and is levying the developer fees or equal alternative revenue source justified by law. The District's total bonding capacity as of October 13, 2022 is \$5 million or less.

Advance funds in the amount of \$146,230.00 were previously released to the District. The remaining funds in the amount of \$847,914.00 (\$1,005,788.00 less advance funds released and available district contribution) will be released by OPSC upon the receipt of a valid, signed Grant Agreement as specified in Regulation Section 1860.17 and a complete Fund Release Request (Form SAB 70-02).

Pursuant to Regulation Section 1860.19(b)(4), any savings, including interest, unexpended or unencumbered after one year from the completion of the project, as specified in Section 1860.18, must be returned to the State.

SCHOOL DISTRICT DATA

Application No: 70/76976-00-004
School District: Upper Lake Unified

County: Lake
School Name: Upper Lake Elementary

PROJECT DATA

Type of Project:	New Construction	Application Filing Basis:	Site Specific
Total Pupils Assigned:	100	Total Classrooms:	4
Preschool:	0	Preschool:	0
Transitional K:	75	Transitional K:	3
Kindergarten:	25	Kindergarten:	1
Financial Hardship Requested:	Yes	Recommended Acres:	
Preference Points:	64	Existing Acres:	

ADJUSTED GRANT DATA

PROJECT FINANCING

TK New Construction	\$1,198,725.00
FDK New Construction	\$399,575.00
Automatic Fire Detection/Alarm	1,900.00
Automatic Fire Sprinkler	26,800.00
Project Assistance	9,775.00
Site Development	559,405.00
Conversion Grant	824,790.00
State Grant Total	3,020,970.00
District Share	1,371,391.00
Total Project Cost	<u>\$4,392,361.00</u>

State Share	
This Project	\$3,020,970.00
District Share	
Cash Contribution	1,371,391.00
Financial Hardship	
Total Project Cost	<u>\$4,392,361.00</u>

HISTORY OF PROJECT COST AND APPORTIONMENT

	Fund Code	Previously Authorized	Authorized This Action	Apportionment This Action
<u>State Share</u>				
New Construction/Additional Grant	1027-2122	\$ 4,114,173.00	\$ (1,093,203.00)	\$ (1,093,203.00)
<u>District Share</u>				
Cash Contribution		2,277,489.00	(906,098.00)	
Financial Hardship	1027-2122	187,104.00	(187,104.00)	(187,104.00)
Total		<u>\$ 6,578,766.00</u>	<u>\$ (2,186,405.00)</u>	<u>\$ (1,280,307.00)</u>

Funding Source: General Fund California Preschool, Transitional Kindergarten and Full-Day Kindergarten Facilities Grant Program

This project is being amended as a result of the removal of 2 previously authorized full-day kindergarten classrooms. Due to the District's request, these classrooms will not be included in the District's approved plans and specifications.

The District shall ensure that it is in compliance with all applicable laws, regulations and certifications it made on the program forms.

This project is subject to the Grant Agreement submittal pursuant to Regulation Section 1860.17.

The District is responsible for ensuring that the project is compliant with Prevailing Wage Monitoring and/or Labor Compliance Program requirements at the time construction contracts are executed and/or construction commenced.

The District qualifies for financial hardship pursuant to Regulation Section 1860.14(a)(1). The District has demonstrated it is financially unable to provide all or a part of the matching funds and is levying the developer fees or equal alternative revenue source justified by law. The District's outstanding bonded indebtedness at the date of request (August 3, 2023) is at least 60 percent of its total bonding capacity.

With this reduction in classrooms, the District has sufficient funds to cover the District's share of the project. Thus, the Financial Hardship contribution is reduced to \$0.

Advance funds in the amount of \$958,980.00 were previously released to the District. The remaining funds in the amount of \$2,061,990.00 (\$3,020,970.00 less advance funds released) will be released by OPSC upon the receipt of a valid, signed Grant Agreement as specified in Regulation Section 1860.17 and a complete Fund Release Request (Form SAB 70-02).

Pursuant to Regulation Section 1860.19(b)(4), any savings, including interest, unexpended or unencumbered after one year from the completion of the project, as specified in Section 1860.18, must be returned to the State.

**CALIFORNIA PRESCHOOL, TRANSITIONAL
KINDERGARTEN AND FULL-DAY KINDERGARTEN
FACILITIES GRANT PROGRAM
REQUEST FOR EXTENSION TO FUND RELEASE
DEADLINE**

PURPOSE OF REPORT

To present Greenfield Union Elementary School District's (District) request for an extension to the deadline to submit the *Fund Release Authorization* (Form SAB 70-02) for its California Preschool, Transitional Kindergarten and Full-Day Kindergarten Facilities Grant Program (Program) funding application.

DESCRIPTION

School Districts participating in the Program must submit a complete Form SAB 70-02 within 18 months of receiving an apportionment, pursuant to the Board's policy adopted on September 27, 2023, as amendments to Program Regulation Section 1860.16(f). In addition to the completed Form, applicants must also submit the required approvals from the California Department of Education (CDE) and Division of the State Architect (DSA) and comply with all other requirements listed on the Form instructions and certifications, including but not limited to, entering into a binding contract for at least 90 percent of the building construction activities of the project. This item requests an extension of six months to this deadline for the District's Program New Construction project, application number 70/66035-00-001.

AUTHORITY

As approved on September 27, 2023, Section 1860.16(f) of the Program Regulations read as follows:

For an Apportionment received pursuant to Section 1860.7(b) and 1860.7(d), where submittal of the necessary CDE plan approval and/or DSA-approved plans and specifications were not required at the time the Board granted an Apportionment, the School District has up to 18 months to submit the required approvals and a complete *Fund Release Request* (Form SAB 70-02) from the date of the first Apportionment. The School District may submit in writing other evidence satisfactory to the Board of circumstances beyond the control of the School District that precludes the School District from submitting the required CDE plan approval, DSA-approved plans and specifications, and a complete Form SAB 70-02 within 18 months from the date of the first Apportionment. If the required submittals or other evidence in writing are not received within 18 months of the first Apportionment, the Apportionment shall be rescinded and the Full-Day Kindergarten Facilities Grant will return to the Program for reallocation without further Board action.

- (1) School Districts submitting other evidence shall have up to three years from the date of the first Apportionment to submit the required approvals and a complete *Fund Release Authorization* (Form SAB 70-02). This shall not extend the deadline in Section 1860.18.

BACKGROUND

The Program provides funding to construct new school facilities and retrofit existing school facilities for the purpose of expanding existing programs or providing new programs for preschool, transitional kindergarten, and full-day kindergarten pupils. At the September 27, 2023 meeting, the Board approved Staff's policy recommendations to modify funding deadlines and requirements for projects apportioned during the third and fourth funding rounds of the Program, as well as conforming regulatory amendments. The approval included an amendment to Program Regulation Section 1860.18 (f) that allows the School District to submit "in writing other evidence satisfactory to the Board of circumstances beyond the control of the School District that precludes the School District from submitting the required CDE plan approval, DSA-approved plans and specifications, and a complete Form SAB 70-02 within 18 months from the date of the first Apportionment." These regulatory amendments are currently proceeding through the regulatory process.

STAFF ANALYSIS/COMMENTS

The project consists of four transitional kindergarten classrooms. On March 15, 2024, OPSC received the District's request for an extension to submit a complete Form SAB 70-02 due to circumstances beyond its control. The project is delayed due to the need to re-bid construction contracts in order to fully comply with applicable statutory and regulatory requirements. The District has already received final plan approvals from the Division of the State Architect and the California Department of Education. The District states that it will complete the construction contract award process to fulfill the requirements of a complete Form SAB 70-02 by September 21, 2024.

Staff has reviewed the District's request, which is included as an Attachment, and determined that it provides satisfactory evidence to justify the extension. Staff supports the District's request for a six-month extension to submit the Form SAB 70-02. However, the approval of this extension does not extend the three-year deadline to complete the project and submit a complete *Expenditure Report* (Form SAB 70-03) with final expenditures by September 21, 2025.

The District's initial apportionment was on September 21, 2022, with a current deadline to submit a complete Form SAB 70-02 by March 21, 2024. If the extension request is approved, the new deadline to submit a complete Form SAB 70-02 will be September 21, 2024.

RECOMMENDATION

Approve the District's request for an extension to September 21, 2024. Require that the District submit the Form SAB 70-02 for application number 70/66035-00-001 by September 21, 2024, or the apportionment will be rescinded without further Board action.



GREENFIELD UNION SCHOOL DISTRICT

493 El Camino Real, Greenfield, CA 93927
Tel. (831) 674-2840 Fax (831) 674-3712
www.greenfield.k12.ca.us



March 15, 2024

Tracy Sharp
Operations Manager, Program Services
California Department of General Services
Interagency Services Division – Office of Public School Construction
707 Third Street
West Sacramento, CA 95605

Dear Ms. Sharp,

Subject: Formal Request for 180-Day Extension - OPSC Application No. 70/66035-00-001, Oak Avenue Elementary School

I am writing on behalf of Greenfield Union Elementary School District to formally request a six-month, 180-day, extension to access the adjusted full grant funding beyond the 18-month deadline, which is due to expire on March 21, 2024. This request pertains to the Oak Avenue Elementary School project, as outlined in the OPSC Application Number 70/66035-00-001.

Reason for Request:

The district is currently facing challenges that prevent us from proceeding with the release of funds due to our inability to issue signed contracts for the required site work. The primary reasons necessitating this extension request are as follows:

- Departure of the District's Director of Facilities: This unforeseen change has temporarily hindered our capacity to follow through with the contractual processes as planned.
- Contract Delivery Method Non-compliance: The discovery that the California Uniform Public Construction Cost Accounting Act (CUPCAA) contract delivery method, implemented by the previous director, does not meet the requisite standards. This realization necessitates that the district rebid the essential work to not only complete the project but also to comply with the program requirements as stipulated in the current regulations.

Given these significant obstacles, it is crucial for us to obtain additional time to rectify these issues, ensuring the project's compliance with the necessary standards and regulations for the release of state funds.

We understand the importance of adhering to the guidelines and deadlines set forth by the Office of Public School Construction and appreciate your consideration of our request for an extension. This

Zandra Jo Galván, Superintendent

Denise Jaime, *Board President* ■ Juergen Smith, *Board Vice President* ■ Jose Madrid, *Board Clerk*

David Kong, *Board Trustee* ■ Sonia Heredia, *Board Trustee*



GREENFIELD UNION SCHOOL DISTRICT

493 El Camino Real, Greenfield, CA 93927

Tel. (831) 674-2840 Fax (831) 674-3712

www.greenfield.k12.ca.us



additional time is vital for us to make the necessary adjustments and proceed with the Oak Avenue Elementary School project without compromising on quality or regulatory compliance.

We are prepared to provide any additional information or documentation required to support this request. Your guidance on the next steps in this process would be greatly appreciated.

Thank you for your attention to this matter. We look forward to your positive response and any further instructions on fulfilling our request for an extension.

Sincerely,

Annette Mooneyham
Chief Business Officer
Greenfield Union School District

Cc: Vanessa Rozvodovsky - OPSC Project Manager, Program Services
Scott Hansen - TRiGroup, Inc.
John Dominguez - School Site Solutions, Inc.
File - 70/66035-00-001

Zandra Jo Galván, *Superintendent*

Denise Jaime, *Board President* ■ Juergen Smith, *Board Vice President* ■ Jose Madrid, *Board Clerk*

David Kong, *Board Trustee* ■ Sonia Heredia, *Board Trustee*

**CALIFORNIA PRESCHOOL, TRANSITIONAL
KINDERGARTEN AND FULL-DAY KINDERGARTEN
FACILITIES GRANT PROGRAM
REQUEST FOR EXTENSION TO FUND RELEASE
DEADLINE**

PURPOSE OF REPORT

To present Lagunita Elementary School District's (District) request for an extension to the deadline to submit the *Fund Release Authorization* (Form SAB 70-02) for its California Preschool, Transitional Kindergarten and Full-Day Kindergarten Facilities Grant Program (Program) funding application.

DESCRIPTION

School Districts participating in the Program must submit a complete Form SAB 70-02 within 18 months of receiving an apportionment, pursuant to the Board's policy adopted on September 27, 2023, as amendments to Program Regulation Section 1860.16(f). In addition to the completed Form, applicants must also submit the required approvals from the California Department of Education (CDE) and Division of the State Architect (DSA) and comply with all other requirements listed on the Form instructions and certifications, including but not limited to, entering into a binding contract for at least 90 percent of the building construction activities of the project. This item requests an extension of 8 months to this deadline for the District's Program New Construction project, application number 70/66076-00-001.

AUTHORITY

As approved on September 27, 2023, Section 1860.16(f) of the Program Regulations read as follows:

For an Apportionment received pursuant to Section 1860.7(b) and 1860.7(d), where submittal of the necessary CDE plan approval and/or DSA-approved plans and specifications were not required at the time the Board granted an Apportionment, the School District has up to 18 months to submit the required approvals and a complete *Fund Release Request* (Form SAB 70-02) from the date of the first Apportionment. The School District may submit in writing other evidence satisfactory to the Board of circumstances beyond the control of the School District that precludes the School District from submitting the required CDE plan approval, DSA-approved plans and specifications, and a complete Form SAB 70-02 within 18 months from the date of the first Apportionment. If the required submittals or other evidence in writing are not received within 18 months of the first Apportionment, the Apportionment shall be rescinded and the Full- Day Kindergarten Facilities Grant will return to the Program for reallocation without further Board action.

- (1) School Districts submitting other evidence shall have up to three years from the date of the first Apportionment to submit the required approvals and a complete *Fund Release Authorization* (Form SAB 70-02). This shall not extend the deadline in Section 1860.18.

BACKGROUND

The Program provides funding to construct new school facilities and retrofit existing school facilities for the purpose of expanding existing programs or providing new programs for preschool, transitional kindergarten, and full-day kindergarten pupils. At the September 27, 2023, meeting, the Board approved Staff's policy recommendations to modify funding deadlines and requirements for projects apportioned during the third and fourth funding rounds of the Program, as well as conforming regulatory amendments for future applications. The approval included an amendment to Program Regulation Section 1860.18 (f) that allows the School District to submit "in writing other evidence satisfactory to the Board of circumstances beyond the control of the School District that precludes the School District from submitting the required CDE plan approval, DSA-approved plans and specifications, and a complete Form SAB 70-02 within 18 months from the date of the first Apportionment." These regulatory amendments are currently proceeding through the regulatory process.

STAFF ANALYSIS/COMMENTS

The project consists of one full-day kindergarten classroom and one transitional kindergarten classroom. On March 13, 2024, OPSC received the District's request for an extension to submit a complete Form SAB 70-02 due to circumstances beyond its control. The project is delayed due to the site's geographic location that houses protected species and requires additional approvals from multiple state and federal agencies before construction may begin. The District submitted the required permits to the California Department of Fish and Wildlife and the U.S Fish and Wildlife Service in September 2023. However, it does not anticipate receiving these approvals until August and December 2024, respectively. The plans and specifications are under review by the Division of the State Architect and has already received final plan approval from the California Department of Education. While the District may not begin construction until the fish and wildlife permits are complete, it can award the construction contract to fulfill the requirements of a complete Form SAB 70-02 by December 26, 2024.

The District's initial apportionment was on October 26, 2022 with a current deadline to submit a complete Form SAB 70-02 by April 26, 2024. If the extension request is approved, the new deadline to submit a complete Form SAB 70-02 will be December 26, 2024.

Staff has reviewed the District's request, which is included as an Attachment, and determined that it provides satisfactory evidence to justify the requested extension. Staff supports the District's request for an eight-month extension to submit the Form SAB 70-02. However, the approval of this extension does not extend the three-year deadline to complete the project and submit a complete *Expenditure Report* (Form SAB 70-03) with final expenditures by October 26, 2025.

RECOMMENDATION

Approve the District's request for an extension to December 26, 2024. Require that the District submit the Form SAB 70-02 for application number 70/66076-00-001 by December 26, 2024, or the apportionment will be rescinded without further Board action.



ATTACHMENT

Board of Trustees:
Don Chapin, Board President
Dick Johnson, Board Clerk
Darcy Bikle, Board Member

Lagunita Elementary School District

975 San Juan Grade Road, Salinas, California 93907

Daniel Stonebloom, Principal/Superintendent

LAGUNITA ELEMENTARY SCHOOL DISTRICT
FULL-DAY KINDERGARTEN FACILITIES GRANT PROGRAM
LAGUNITA ELEMENTARY SCHOOL 70/66076-00-001
APPEAL (attachment)

BASIS

On behalf of the Lagunita ESD, I am requesting an extension of the deadline for fund release, final plan approval, and bid/contract completion for the Full-Day Kindergarten Facilities Grant Program (FDKFGP). Our deadline is April 26th, but our projected timelines are too close to depend on multiple reviews and approvals as we approach that deadline. Our project eligibility is \$1,970,074.00. This District's Cash Contribution is only \$23,618, and we are a hardship district with 40 preference points. Our initial application's approval, at the October 2022 SAB meeting, was a welcome surprise, as was the 6-month extension of the window for approval, heard with our enthusiastic encouragement and approved at the September 2023 SAB meeting.

DESCRIPTION

Lagunita currently operates as a K-6 school/district. We are isolated, rural, small, and our campus has not been improved in almost 25 years. We offer only a half-day Kindergarten. I understand that this deadline is already a six-month extension from our previous date. We have been working diligently to get this project approved and under contract. We submitted plans in December of 2023. In the three months since then we have been primarily awaiting and responding to feedback, checking on review progress, and generally monitoring progress toward approval. In other words, we received a six-month extension, used just two of them to complete and submit plans, and have waited for three months for final approval. With one month left before another deadline, I must submit another request for an extension in case the approval is too late to allow us to complete the bidding process.

At this point I must again mention that Lagunita has a total staff of seven (7). There are just five teachers, one of whom is part-time, and a leadership team of two: me, and a secretary/janitor/administrative assistant. We make a wonderful team, and we get a lot accomplished. However, we operate a small school district and together handle everything in our educational program. I share this just to clarify that we have no Facilities Manager, no Assistant Superintendent, no Business Services Department.

CURRENT STATUS

We are again asking for an extension due to circumstances out of our control. We are not sitting idle. We have been paying fees in good faith to the DSA, Monterey County, PG&E, and to our Project Manager / Architect. We have spent significant time investigating our Fire Hazard Zone, fine tuning our Negative Mitigated Declaration, and in particular on waiting for Fish & Wildlife agencies to provide feedback on our plans to ensure the safety of threatened species. We've responded in a timely way to feedback when we receive it.

The District requests its pending deadline be extended by 8 months to December 26th, 2024. We are confident that this timeline revision will ensure that Lagunita's plans will be approved, and the District will be ready to expand. We have already received CDE approval. With your approval, we will be able to take this project through bidding and get it under contract quickly.

Daniel Stonebloom
Principal/Superintendent



Established 1949

60 W. Market St., Suite 300 Salinas, CA 93901
831.424.2232 kasavanarch.com

March 13, 2024

Owen Alvarez
SchoolWorks, Inc.
Vice President, State Building Programs
8700 Auburn Folsom Road, Suite 200
Granite Bay, CA. 95746

Project: Lagunita ESD, Full-Day Kindergarten
Subject: Preliminary Schedule and milestone dates

Dear Mr. Alvarez,

Per your request and to support your narrative asking for an extension of time for fund release, please see the attached preliminary schedule which includes the following summary showing actual and anticipated milestone dates:

Department of State Architect (DSA)

- Submitted to DSA: 12-12-23
- DSA comments rec'd: 2-29-24 (3 weeks behind scheduled Feb 06 date)
- DSA back check: 3-29-24 (3 weeks behind scheduled Mar 05 date)

CEAQ

- Start CEQA compliance process: 8-8-23
- Initial submittal, Mit.Neg.Dec.: 10-30-23
- Board approves CEQA: 12-19-23

California and US Fish and Wildlife Permits

- Submittal: 9-21-23
- CDFW Permit: 8-29-24
- USFW: 12-29-23

Construction

- Out to Bid: 10-28-24
- Bid opening: 12-12-24
- Board approves bid: 12-17-24
- Const. starts: 01-06-25 (1 week after USFQ Permit)
- Const. complete: 01-06-26 to 07-06-25

Please feel free to contact me if you have any questions or need additional information.

Sincerely,

Peter Kasavan, FAIA
Architecture of Record

Cc: Mr Daniel Stonebloom, Principal/Superintendent

**CALIFORNIA PRESCHOOL, TRANSITIONAL
KINDERGARTEN AND FULL-DAY KINDERGARTEN
FACILITIES GRANT PROGRAM
REQUEST FOR EXTENSION TO FUND RELEASE
DEADLINE**

PURPOSE OF REPORT

To present Soledad Unified School District's (District) request for an extension to the deadline to submit the *Fund Release Authorization* (Form SAB 70-02) for its California Preschool, Transitional Kindergarten and Full-Day Kindergarten Facilities Grant Program (Program) funding application.

DESCRIPTION

School districts participating in the Program must submit a complete Form SAB 70-02 within 18 months of receiving an Apportionment, pursuant to the Board's policy adopted on September 27, 2023, as amendments to Program Regulation Section 1860.16(f). In addition to the completed Form, applicants must also submit the required approvals from the California Department of Education (CDE) and Division of the State Architect (DSA) and comply with all other requirements listed on the Form instructions and certifications, including but not limited to, entering into a binding contract for at least 90 percent of the building construction activities of the project. This item requests an extension of three months to this deadline for the District's New Construction project, application number 70/75440-00-001.

AUTHORITY

As approved on September 27, 2023, Section 1860.16(f) of the Program Regulations read as follows:

For an Apportionment received pursuant to Section 1860.7(b) and 1860.7(d), where submittal of the necessary CDE plan approval and/or DSA-approved plans and specifications were not required at the time the Board granted an Apportionment, the School District has up to 18 months to submit the required approvals and a complete *Fund Release Request* (Form SAB 70-02) from the date of the first Apportionment. The School District may submit in writing other evidence satisfactory to the Board of circumstances beyond the control of the School District that precludes the School District from submitting the required CDE plan approval, DSA-approved plans and specifications, and a complete Form SAB 70-02 within 18 months from the date of the first Apportionment. If the required submittals or other evidence in writing are not received within 18 months of the first Apportionment, the Apportionment shall be rescinded and the Full- Day Kindergarten Facilities Grant will return to the Program for reallocation without further Board action.

- (1) School Districts submitting other evidence shall have up to three years from the date of the first Apportionment to submit the required approvals and a complete *Fund Release Authorization* (Form SAB 70-02). This shall not extend the deadline in Section 1860.18.

BACKGROUND

The Program provides funding to construct new school facilities and retrofit existing school facilities for the purpose of expanding existing programs or providing new programs for preschool, transitional kindergarten, and full-day kindergarten pupils. At the September 27, 2023, meeting, the Board approved Staff's policy recommendations to modify funding deadlines and requirements for projects apportioned during the third and fourth funding rounds of the Program, as well as conforming regulatory amendments. The approval included an amendment to Program Regulation Section 1860.18 (f) that allows the School District to submit "in writing other evidence satisfactory to the Board of circumstances beyond the control of the School District that precludes the School District from submitting the required CDE plan approval, DSA-approved plans and specifications, and a complete Form SAB 70-02 within 18 months from the date of the first Apportionment." These regulatory amendments are currently proceeding through the regulatory process.

STAFF ANALYSIS/COMMENTS

The project consists of two transitional kindergarten classrooms. On April 23, 2024, OPSC received the District's request for an extension to submit a complete Form SAB 70-02 due to circumstances beyond its control. The project has been delayed as the District was unable to obtain modular building plans that were pre-checked by the Division of State Architect (DSA) until October 24, 2023. The District's architect submitted construction plans to DSA on March 20, 2024 and anticipates receiving full plan approval at the end of April 2024. The District has already received final plan approval from the California Department of Education and will submit a complete Form SAB 70-02 by July 26, 2024.

The District's initial Apportionment was on October 26, 2022, with a current deadline to submit a complete Form SAB 70-02 by April 26, 2024. If the extension request is approved, the new deadline to submit a complete Form SAB 70-02 will be July 26, 2024.

Staff has reviewed the District's request, which is included as an Attachment, and determined that it provides satisfactory evidence to justify the extension. Staff supports the District's request for a three-month extension to submit the Form SAB 70-02. However, the approval of this extension does not extend the three-year deadline to complete the project and submit a complete *Expenditure Report* (Form SAB 70-03) with final expenditures by October 26, 2025.

RECOMMENDATION

Approve the District's request for an extension to July 26, 2024. Require that the District submit the Form(s) SAB 70-02 for application number 70/75440-00-001 by July 26, 2024, or the Apportionment will be rescinded without further board action.

Soledad Unified School District**MEMBERS OF THE BOARD**

Iván A. Ibarra Mora, *President*
 Christopher Bourke, *Vice-President*
 Monica Pantoja, *Clerk*
 Javier Galvan, *Trustee*
 Roberto Ocampo, *Trustee*

**ADMINISTRATION**

Mr. Randy Bangs
Superintendent

Dr. Limary T. Gutierrez
Associate Superintendent of Ed Services

April 23, 2024

OPSC Application Review Team
 707 Third Street,
 West Sacramento, CA 95605

Dear OPSC,

RE: Program Fund Release Authorization

The Soledad Unified School District received a California Preschool, Transitional Kindergarten and Full-Day Kindergarten Facilities Grant Program (Program) New Construction Apportionment on October 26, 2022, for application number 70/75440-00-001.

This letter is to request an extension regarding Form SAB 70.02 and Grant Agreement as we have not received a Division of the State Architect (DSA) plan approval for this project.

Construction plans were submitted by Nineteen Six Architects to the DSA on March 20th 2024. According to DSA's AB3640: Notice of Progress for application number 01-121-491 received on April 3, 2024, for:

Project:	Jack Francioni Elementary School
Application #:	01-121491
File Id #:	27-52
Scope:	Construction of 1-Classroom Building (per PC# 02-121248), 1-Play Structure and Site Improvements

This letter notified the District regarding the progress of the plan review of the project, referenced above. The project was determined to be a complete submittal for the purpose of the plan review.

Since then, The DSA Structural Team is stating they are complete with their first pass. The DSA Fire Life Safety Team states they will be complete on 4/19/24 and Access Compliance by 4/22/24. We anticipate full DSA approval shortly after the 24th of April, although possibly not in time for our April 26, 2024, submittal deadline.

The district was delayed in submitting to the DSA due to the unavailability of Pre-Check DSA approved plans by the modular contractors. Enviroplex received their Pre-Check approval from the DSA on 10/24/2023.

The SUSD has worked diligently to obtain the necessary agency and construction contract approvals for this project. Our milestones include the following:

- California Department of Education Plan Approval:
 February 20, 2024 - PTN 75440-54
- SUSD Board Approval LLB Agreement with Dilbeck and Sons
 - December 13, 2023 - Contract # 10-2023
- Notice To Proceed to Dilbeck and Sons for Preconstruction Services
 - December 14, 2023

Please note the SUSD fully commits to move forward with this project and will submit all documentation to comply with the necessary apportionment requirements once we have received the DSA plan approval for PTN 754440-54. We respectfully request a three-month extension to address DSA comments, complete the review/DSA approval process and bid the project.

Sincerely



Mr. Randy Bangs
Superintendent

EXEMPTION FOR INDEPENDENT STUDY FACILITIES

PURPOSE OF REPORT

To present the Fresno Unified School District's (District) request, as shown on the Attachment, for an exemption from the definition of "school buildings" for certain facilities used for independent study.

DESCRIPTION

The District operates an independent study program at facilities that are not located at a regular school site and is requesting an exemption from the definition of "school building," as described in Education Code (EC) Section 17283, for the facility.

EC Section 17289 authorizes any school district or county office of education to request an exemption from the State Allocation Board (Board) for a building or structure or portion of a building or structure used for independent study from the definition of "school buildings." These buildings do not have to meet the Field Act requirements but must comply with local health and safety standards.

The District has certified that it has satisfied the legal requirements under EC Section 17289 for the exemption.

AUTHORITY

EC Section 17283 states: "School building" as used in this article means and includes any building used, or designed to be used, for elementary or secondary school purposes and constructed, reconstructed, altered, or added to, by the state or any city or city and county, or by any political subdivision or by any school district of any kind within the state, or by any regional occupational center or program created by or authorized to act by an agreement under joint exercise of power, or by the United States government, or any agency thereof."

EC Section 17289 states: "In order to provide alternative, community-based educational opportunities through independent study, any school district or county office of education may request an exemption from the State Allocation Board for a building or structure, or portion of a building or structure, from the definition of "school buildings" within the meaning of Section 17283. The exemptions may be granted for no longer than two years and exemptions are renewable. An exemption may only be granted if the school district or county office of education demonstrates to the satisfaction of the State Allocation Board all of the following:

- a) The building or structure, or portion of building or structure, satisfies all of the following:
 - i) It is not located on a regular school site.
 - ii) It complies with all applicable local building standards and all relevant local health and safety standards in the community in which it is located.
 - iii) It is used for independent study.

AUTHORITY (cont.)

- iv) It serves fewer than 25 pupils enrolled in kindergarten or any of the grades 1 to 12, inclusive, at any one time in the building or structure, or in a portion of a building or structure where the remainder of the building or structure is not used for instructional purposes.
- b) The use of the building or structure is critical to providing an effective alternative, community-based program.
- c) The use of other buildings or structures that would meet seismic safety standards for school facilities are not practical.”

STAFF ANALYSIS/STATEMENTS

The District has provided certification that it has met the criteria as stated in EC Section 17289. An exemption has been requested for two years.

RECOMMENDATION

Approve the District’s request for an exemption from the definition of "school buildings" for the site listed on the Attachment from March 7, 2024, to March 6, 2026.

ATTACHMENT

EXEMPTION FOR INDEPENDENT STUDY FACILITIES

Fresno Unified School District/Fresno County
91/62166-00-000

Site	ID Number
3723 E. Dakota Ave. Fresno, CA, 93726	10-62166-6006142

UNUSED SITES

EXHIBIT/APPL. NO. 92/71100-00-000

Hickman Elementary School District – Stanislaus County

PURPOSE OF REPORT

To present the District's request for the State Allocation Board (Board) to grant a refund of the 2022/23 Fiscal Year unused site assessment fee.

DESCRIPTION

The District was assessed an unused site fee totaling \$8,198 for the 2022/23 Fiscal Year at the December 4, 2023 Board meeting, and was deducted from the District's State School Fund Apportionment during the months of February through May in 2024. The District recently submitted documentation indicating that it is using this site for community purposes. Therefore, the District is eligible for a refund for the unused site assessment fee withheld for the 2022/23 Fiscal Year.

Site	Year	Annual Payment	Recommendation
Expansion Site	2022/23	\$8,198	Refund

AUTHORITY

Pursuant to Education Code (EC) Section 17219(e), nonuse payments shall not be required "for any year with respect to a schoolsite that for one-half or more of the number of days of that year has been utilized for any of the following purposes: (1) By the school district, or by any other governmental entity pursuant to agreement with the school district, for school purposes...."

BACKGROUND

As required by law, all school districts are required to report any unused school sites to the Board annually. The school districts self-certify requests for waivers and reduction of fees based on certain criteria outlined in EC Section 17219. EC Section 17219(e) allows for districts to receive a waiver if the site is used for public school purposes for at least one-half the fiscal year. The District recently submitted documentation certifying that the site is being used for community purposes.

STAFF ANALYSIS/STATEMENTS

The District has provided documentation to support its request.

RECOMMENDATION

Approve the District's request for a refund of the 2022/23 Fiscal Year unused site assessment fee in the amount of \$8,198 and notify the State Controller's Office to refund the Annual Payment.

UNUSED SITES

EXHIBIT/APPL. NO. 92/69047-00-000

San Mateo Union High School District – San Mateo County

PURPOSE OF REPORT

To present the District's request for the State Allocation Board (Board) to grant a refund of the 2022/23 Fiscal Year unused site assessment fee.

DESCRIPTION

The District was assessed an unused site fee totaling \$66,850 for the 2022/23 Fiscal Year at the December 4, 2023 Board meeting, and was deducted from the District's State School Fund Apportionment during the months of February through May in 2024. The District recently submitted documentation indicating that it is using this site for school purposes. Therefore, the District is eligible for a refund for the unused site assessment fee withheld for the 2022/23 Fiscal Year.

Site	Year	Annual Payment	Recommendation
650 N. Delaware St.	2022/23	\$66,850	Refund

AUTHORITY

Pursuant to Education Code (EC) Section 17223(a), "Whenever a school district has either begun to use an unused site or has sold that site within two years of the date the Controller, pursuant to Section 17222, has deducted a certified nonuse payment from the district's State School Fund apportionment, the State Allocation Board shall certify that fact to the Controller. The Controller shall then cease to withhold any additional payments and shall return to the district from the State School Site Utilization Fund the payments, without interest, which had been withheld for the particular site during the prior fiscal year"

BACKGROUND

As required by law, all school districts are required to report any unused school sites to the Board annually. The school districts self-certify requests for waivers and reduction of fees based on certain criteria outlined in EC Section 17219. EC Section 17223(a) allows for districts to receive a refund for sites that a district has begun to use or has sold during the previous fiscal year.

STAFF ANALYSIS/STATEMENTS

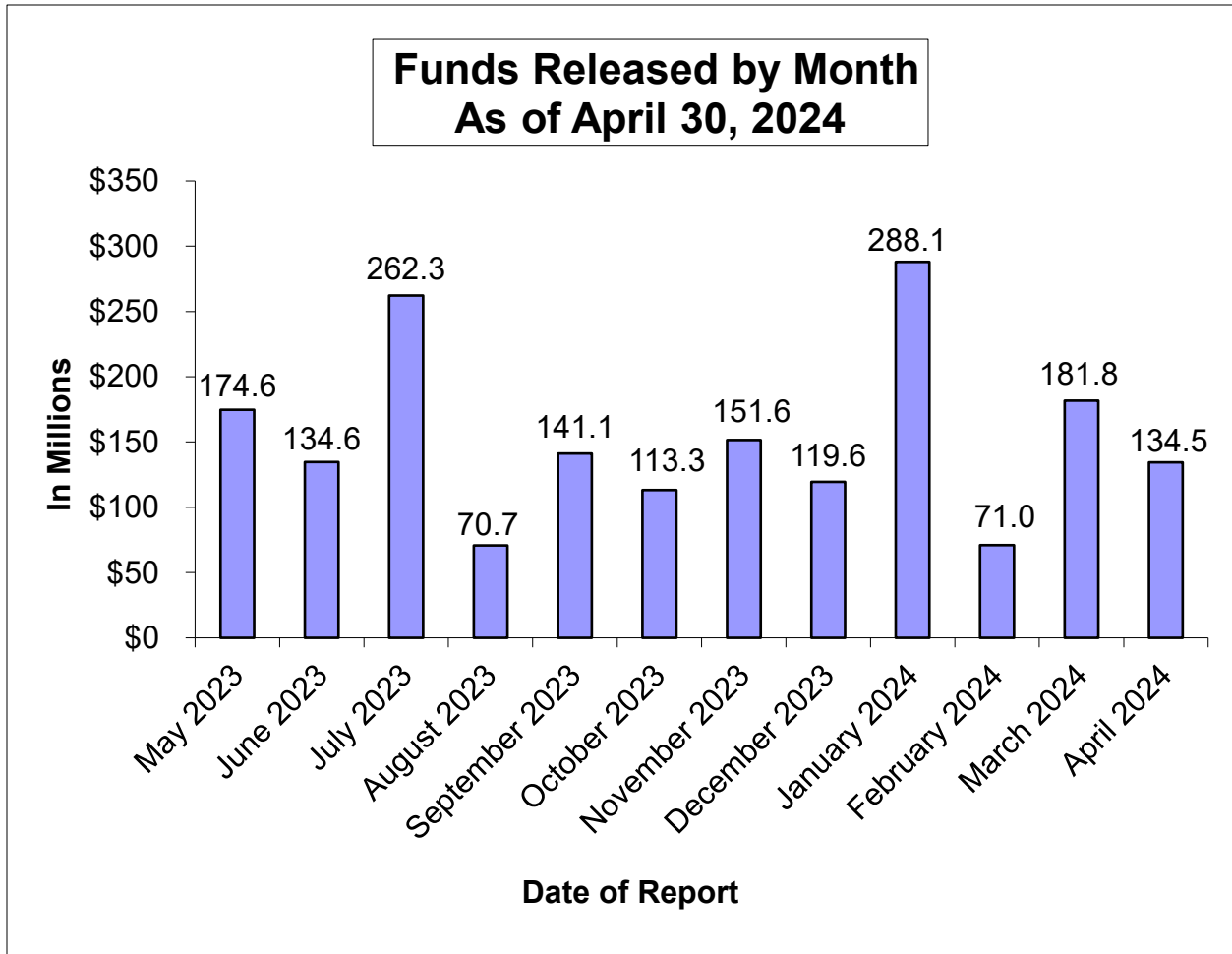
The District has provided documentation to support its request.

RECOMMENDATION

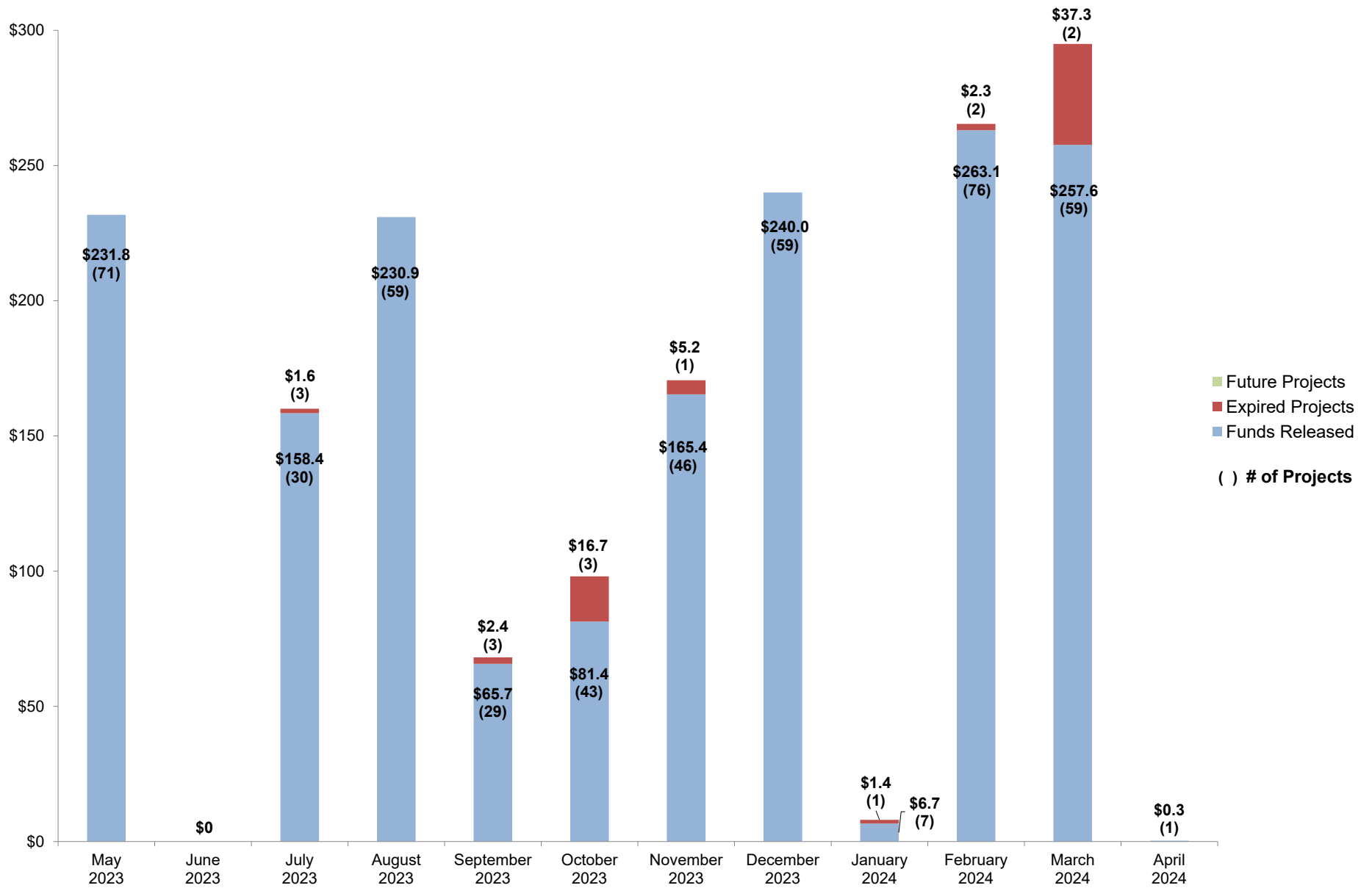
Approve the District's request for a refund of the 2022/23 Fiscal Year unused site assessment fee in the amount of \$66,850 and notify the State Controller's Office to refund the Annual Payment.

Financial Reports

STATUS OF FUND RELEASES



**Status of School Facility Program Apportionments Set to Expire
due to Time Limit on Fund Release, as of April 3, 2024 SAB
(in millions of dollars)**



SCHOOL FACILITY PROGRAM
Available Funds (in Millions) As of May 29, 2024

AB 181 - Leroy F. Greene School Facilities Act of 1998									
Program	Original Bond Allocation	Remaining Bond Authority as of April 03, 2024	Estimated Approvals for May 29, 2024	Special Items/PIF	Remaining Bond Authority as of May 29, 2024 (excludes Unfunded Approvals)	Accumulated Unfunded Approvals as of April 03, 2024	Estimated Unfunded Approvals for May 29, 2024	Special Items/PIF	Remaining Bond Authority as of May 29, 2024 (includes Unfunded Approvals)
General Fund FY 22/23	\$1,300.0	\$0.2			\$0.2				\$0.2
General Fund FY 23/24	1,960.5	1,134.9	-\$123.4		1,011.5				1,011.5
SUBTOTAL	\$3,260.5	\$1,135.1	-\$123.4	\$0.0	\$1,011.7 ^A	\$0.0	\$0.0	\$0.0	\$1,011.7
Prop. 51 - \$7 Billion - November 2016; General Fund - \$250 million - 2021/2022									
Program	Original Bond Allocation	Remaining Bond Authority as of April 03, 2024	Estimated Approvals for May 29, 2024	Special Items/PIF	Remaining Bond Authority as of May 29, 2024 (excludes Unfunded Approvals)	Accumulated Unfunded Approvals as of April 03, 2024	Estimated Unfunded Approvals for May 29, 2024	Special Items/PIF	Remaining Bond Authority as of May 29, 2024 (includes Unfunded Approvals)
New Construction	\$3,000.0	\$0.0			\$0.0				\$0.0
Modernization	3,000.0	2.3			2.3				2.3
Career Technical Education	500.0	7.6			7.6				7.6
Charter School	500.0	167.9		-\$43.9	124.0	-\$167.8	\$1.9	\$43.9	2.0
General Fund FY 21/22	250.0	0.0			0.0				0.0
SUBTOTAL	\$7,250.0	\$177.8	\$0.0	-\$43.9	\$133.9 ^A	-\$167.8	\$1.9	\$43.9	\$11.9
Prop. 1D - \$7.3 Billion - November 2006									
Program	Original Bond Allocation	Remaining Bond Authority as of April 03, 2024	Estimated Approvals for May 29, 2024	Special Items/PIF	Remaining Bond Authority as of May 29, 2024 (excludes Unfunded Approvals)	Accumulated Unfunded Approvals as of April 03, 2024	Estimated Unfunded Approvals for May 29, 2024	Special Items/PIF	Remaining Bond Authority as of May 29, 2024 (includes Unfunded Approvals)
New Construction	\$1,900.0	\$0.0			\$0.0				\$0.0
Seismic Repair		0.0			0.0				0.0
Modernization	3,300.0	0.0			0.0				0.0
Career Technical Education	500.0	0.1			0.1				0.1
High Performance Schools	100.0	0.0			0.0				0.0
Overcrowding Relief	1,000.0	6.4			6.4				6.4
Charter School	500.0	120.6		-\$30.1	90.5	-\$119.0	-\$0.8	\$30.1	0.8
Joint Use	57.5 ^B	0.0			0.0				0.0
SUBTOTAL	\$7,357.5	\$127.1	\$0.0	-\$30.1	\$97.0 ^A	-\$119.0	-\$0.8	\$30.1	\$7.3
Prop. 55 - \$10 Billion - March 2004									
Program	Original Bond Allocation	Remaining Bond Authority as of April 03, 2024	Estimated Approvals for May 29, 2024	Special Items/PIF	Remaining Bond Authority as of May 29, 2024 (excludes Unfunded Approvals)	Accumulated Unfunded Approvals as of April 03, 2024	Estimated Unfunded Approvals for May 29, 2024	Special Items/PIF	Remaining Bond Authority as of May 29, 2024 (includes Unfunded Approvals)
New Construction	\$4,965.8 ^C	\$1.8 ^D			\$1.8				\$1.8
Modernization	2,250.0	0.0			0.0				0.0
Critically Overcrowded Schools	2,440.0	0.0			0.0				0.0
Charter School	300.0	42.2		-\$10.2	32.0	-\$39.8	-\$0.4	\$10.2	2.0
Joint Use	66.7 ^E	0.0			0.0				0.0
SUBTOTAL	\$10,022.5	\$44.0	\$0.0	-\$10.2	\$33.8 ^A	-\$39.8	-\$0.4	\$10.2	\$3.8
TOTAL PAGE 1	\$27,890.5	\$1,484.0	-\$123.4	-\$84.2	\$1,276.4	-\$326.6	\$0.7	\$84.2	\$1,034.7

A. Balance of bonding authority excludes unfunded approvals.

B. The original bond allocation of \$29 million augmented by \$21 million from Prior Bond Funds to Joint Use at the 06/27/07 SAB meeting and \$7.5 million at the 7/23/08 SAB meeting pursuant to Assembly Bill 127, Chapter 35, Statutes of 2006 (Perata/Nunez).

C. The original bond allocation of \$4,960,000,000 augmented by \$5,831,911 from Prior Bonds at the 10/6/2010 SAB meeting.

D. It includes the transfer of Critically Overcrowded School Facilities Program Funds to New Construction (transfers in Prop. 55 includes: \$268.8 million approved at the 1/25/2006 SAB meeting, \$318.3 million approved at the 9/23/2009 SAB meeting, \$225 million approved at the 8/4/2010 SAB meeting, \$211.7 million approved at the 12/15/2010 SAB meeting, \$145 million at the 4/25/2012 SAB meeting, \$30.4 million after the 3/20/2013 SAB meeting, and \$32,297 after the 3/26/2014 SAB meeting per SFP Regulation Sections 1859.154 (c)).

E. Original bond allocation of \$50,000,000 augmented by \$15,547,233 from the State School Building Aid Fund at the 2/28/2007 SAB meeting and by \$1,232,224 from Prior Bonds at the 10/6/2010 SAB meeting.

F. Total authority is not available at this time due to outstanding accounts receivable. General Fund FY 22/23 \$216,723. Proposition 1D \$24,497 for New Construction and \$96,364 for Charter. Proposition 55 \$1,461,909 for New Construction and \$347,104 for Charter School.

SCHOOL FACILITY PROGRAM
Available Funds (in Millions) As of May 29, 2024

Prop. 47 - \$11.4 Billion - November 2002									
Program	Original Bond Allocation	Remaining Bond Authority as of April 03, 2024	Estimated Approvals for May 29, 2024	Special Items/PIF	Remaining Bond Authority as of May 29, 2024 (excludes Unfunded Approvals)	Accumulated Unfunded Approvals as of April 03, 2024	Estimated Unfunded Approvals for May 29, 2024	Special Items/PIF	Remaining Bond Authority as of May 29, 2024 (includes Unfunded Approvals)
New Construction	\$6,250.0	\$0.0			\$0.0				\$0.0
Modernization	3,300.0	0.0			0.0				0.0
Critically Overcrowded Schools	1,700.0	0.0			0.0				0.0
Charter School	100.0	8.1		-\$4.5	3.6	-\$7.1	-\$1.0	\$4.5	0.0
Joint Use	50.0	0.0			0.0				0.0
SUBTOTAL	\$11,400.0	\$8.1	\$0.0	-\$4.5	\$3.6 ^A	-\$7.1	-\$1.0	\$4.5	\$0.0

Prop. 1A - \$6.7 Billion - November 1998									
Program	Original Bond Allocation	Remaining Bond Authority as of April 03, 2024	Estimated Approvals for May 29, 2024	Special Items/PIF	Remaining Bond Authority as of May 29, 2024 (excludes Unfunded Approvals)	Accumulated Unfunded Approvals as of April 03, 2024	Estimated Unfunded Approvals for May 29, 2024	Special Items/PIF	Remaining Bond Authority as of May 29, 2024 (includes Unfunded Approvals)
New Construction	\$2,900.0	\$0.0			\$0.0				\$0.0
Modernization	2,100.0	0.0			0.0				0.0
Hardship	1,000.0	0.0			0.0				0.0
Class Size Reduction	700.0	0.0			0.0				0.0
SUBTOTAL	\$6,700.0	\$0.0	\$0.0	\$0.0	\$0.0 ^A	\$0.0	\$0.0	\$0.0	\$0.0
TOTAL PAGE 2	\$18,100.0	\$8.1	\$0.0	-\$4.5	\$3.6	-\$7.1	-\$1.0	\$4.5	\$0.0
TOTAL FROM PAGE 1	\$27,890.5	\$1,484.0	-\$123.4	-\$84.2	\$1,276.4	-\$326.6	\$0.7	\$84.2	\$1,034.7
GRAND TOTAL	\$45,990.5	\$1,492.1	-\$123.4	-\$88.7	\$1,280.0	-\$333.7	-\$0.3	\$88.7	\$1,034.7

California Preschool, Transitional and Full-Day Kindergarten Facilities Grant Program

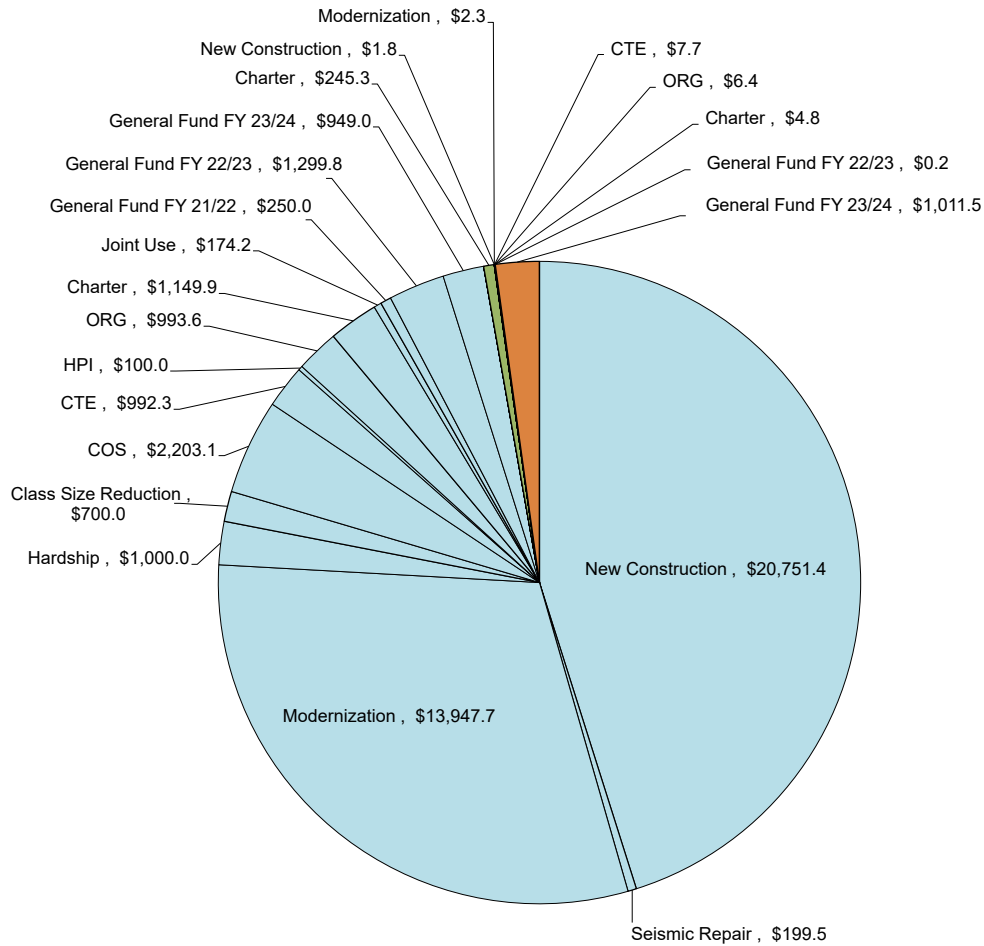
Program	Appropriation	Remaining Authority as of April 03, 2024	Estimated Approvals for May 29, 2024	Miscellaneous Adjustments for May 29, 2024	Remaining Authority as of May 29, 2024
Chapter 32, Statutes of 2018 (AB 1808) - Full-Day Kindergarten FY 18/19	\$97.2	^B \$0.0			\$0.0
Chapter 44, Statutes of 2021 (AB 130) California Preschool, Transitional and Full-Day Kindergarten FY 21-22	490.0	1.6	\$5.9		\$7.5
Chapter 52, Statutes of 2022 (AB 181) California Preschool, Transitional and Full-Day Kindergarten FY 22-23	100.0	0.0			\$0.0
TOTAL	\$687.2	\$1.6	\$5.9	\$0.0	\$7.5

A. Balance of Bonding Authority Excludes Unfunded Approvals.

B. Full-Day Kindergarten FY 18/19 Appropriation reduced by \$2.8 million for unallocated funds that were reverted back to the General Fund.

C. Total authority is not available at this time due to outstanding accounts receivable. Proposition 1A \$48,474 for New Construction and \$15,463 for Hardship. FDK FY 21-22 \$69,600.

AB 181, Proposition 51, 1D, 55, 47, and 1A
 Bond Authority - \$45.991 billion
 (in millions of dollars)

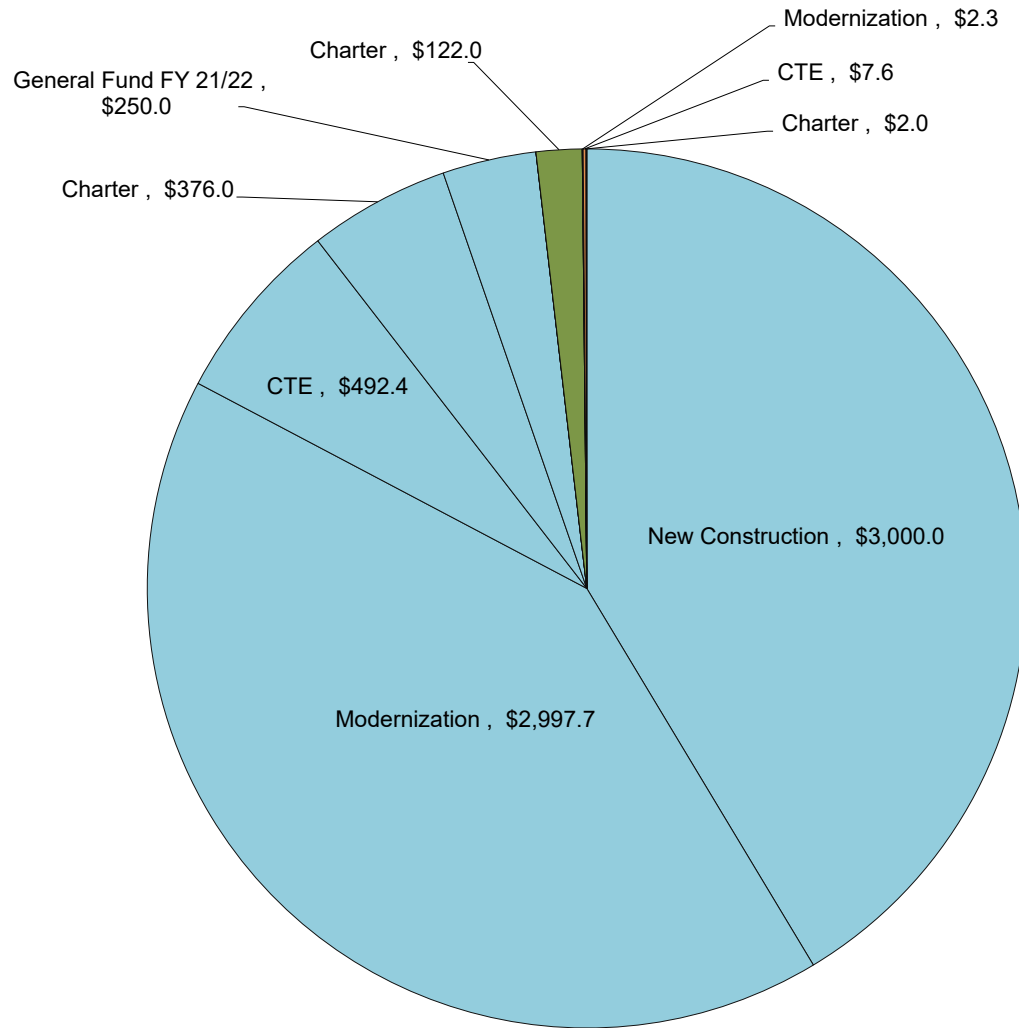


AB 181, Proposition 51, 1D, 55, 47, and 1A Totals		
New Construction*	\$ 20,751.4	
Seismic Repair	\$ 199.5	
Modernization	\$ 13,947.7	
Hardship	\$ 1,000.0	
Class Size Reduction	\$ 700.0	
COS	\$ 2,203.1	
CTE	\$ 992.3	
HPI	\$ 100.0	
ORG	\$ 993.6	
Charter	\$ 1,149.9	
Joint Use	\$ 174.2	
General Fund FY 21/22	\$ 250.0	
General Fund FY 22/23	\$ 1,299.8	
General Fund FY 23/24	\$ 949.0	
Apportioned	\$ 44,710.5	97.2%
New Construction	\$ -	
Seismic Repair	\$ -	
Modernization	\$ -	
Hardship	\$ -	
Class Size Reduction	\$ -	
COS	\$ -	
CTE	\$ -	
HPI	\$ -	
ORG	\$ -	
Charter	\$ 245.3	
Joint Use	\$ -	
General Fund FY 21/22	\$ -	
General Fund FY 22/23	\$ -	
General Fund FY 23/24	\$ -	
Unfunded Approvals	\$ 245.3	0.5%
New Construction	\$ 1.8	
Seismic Repair	\$ -	
Modernization	\$ 2.3	
Hardship	\$ -	
Class Size Reduction	\$ -	
COS	\$ -	
CTE	\$ 7.7	
HPI	\$ -	
ORG	\$ 6.4	
Charter	\$ 4.8	
Joint Use	\$ -	
General Fund FY 21/22	\$ -	
General Fund FY 22/23	\$ 0.2	
General Fund FY 23/24	\$ 1,011.5	
Remaining Bond Authority	\$ 1,034.7	2.2%
Grand Total	\$ 45,991	100.0%

*Includes Energy Efficiency, Small High Schools, Seismic Repair, and the transfer of Critically Overcrowded School Facilities Program Funds to New Construction (\$700 million and \$68.1 million from Prop. 47; \$268.8 million, \$318.3 million, \$225 million, \$211.7 million, \$145 million, and \$30.4 million from Prop. 55). Also, Prop 55 includes \$5.8 million from the Lease Purchase Program on October 6, 2010.

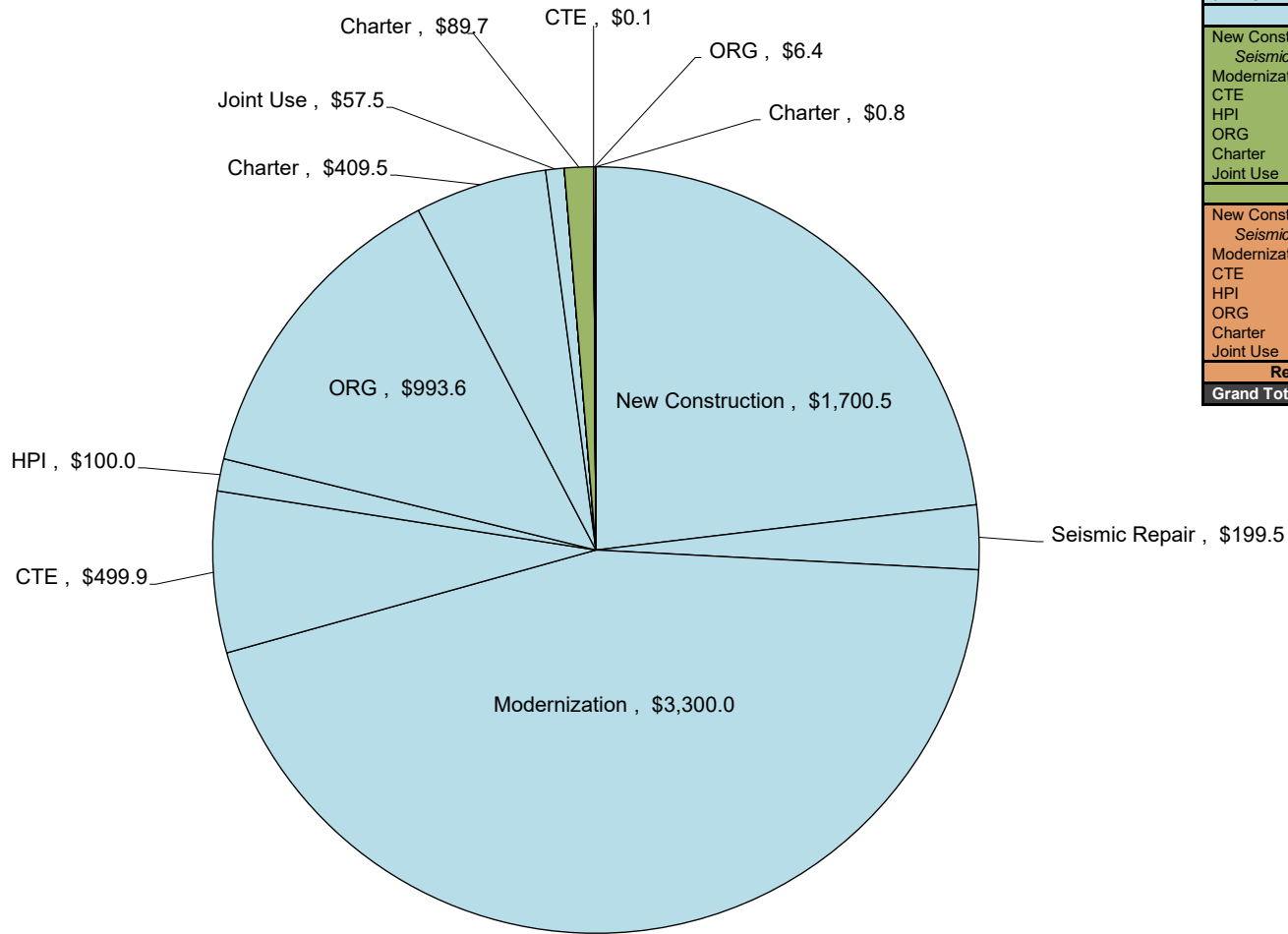
Proposition 51 Bond Authority - \$7.250 billion

(in millions of dollars)



Proposition 51 Totals		
New Construction	\$ 3,000.0	
Modernization	\$ 2,997.7	
CTE	\$ 492.4	
Charter	\$ 376.0	
General Fund FY 21/22	\$ 250.0	
Apportioned	\$ 7,116.1	98.2%
New Construction	\$ -	
Modernization	\$ -	
CTE	\$ -	
Charter	\$ 122.0	
General Fund FY 21/22	\$ -	
Unfunded Approvals	\$ 122.0	1.7%
New Construction	\$ -	
Modernization	\$ 2.3	
CTE	\$ 7.6	
Charter	\$ 2.0	
General Fund FY 21/22	\$ -	
Remaining Bond Authority	\$ 11.9	0.2%
Grand Total	\$ 7,250	100.0%

Proposition 1D Bond Authority - \$7.358 billion (in millions of dollars)

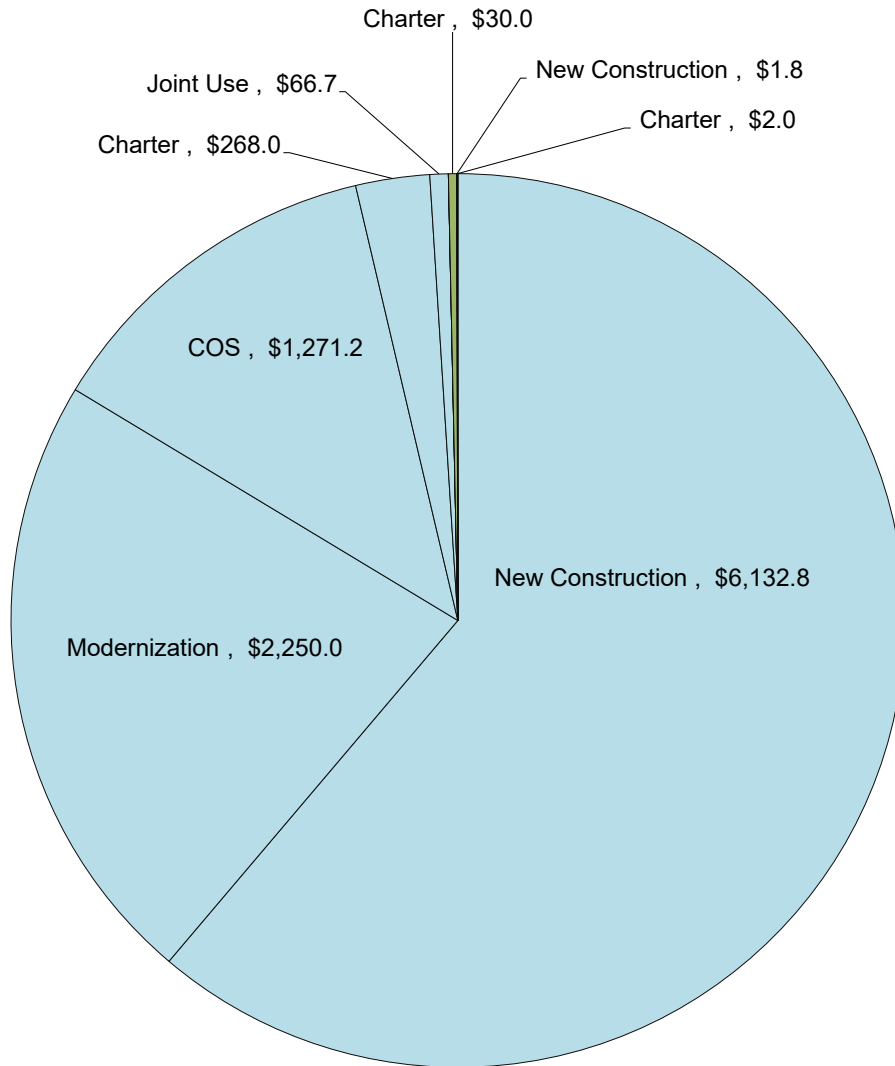


Proposition 1D Totals		
New Construction	\$ 1,700.5	
<i>Seismic Repair</i>	\$ 199.5	
Modernization	\$ 3,300.0	
CTE	\$ 499.9	
HPI	\$ 100.0	
ORG	\$ 993.6	
Charter	\$ 409.5	
Joint Use	\$ 57.5	
Apportioned	\$ 7,260.5	98.7%
New Construction	\$ -	
<i>Seismic Repair</i>	\$ -	
Modernization	\$ -	
CTE	\$ -	
HPI	\$ -	
ORG	\$ -	
Charter	\$ 89.7	
Joint Use	\$ -	
Unfunded Approvals	\$ 89.7	1.2%
New Construction	\$ -	
<i>Seismic Repair</i>	\$ -	
Modernization	\$ -	
CTE	\$ 0.1	
HPI	\$ -	
ORG	\$ 6.4	
Charter	\$ 0.8	
Joint Use	\$ -	
Remaining Bond Authority	\$ 7.3	0.1%
Grand Total	\$ 7,358	100.0%

Proposition 55

Bond Authority - \$10.023 billion

(in millions of dollars)

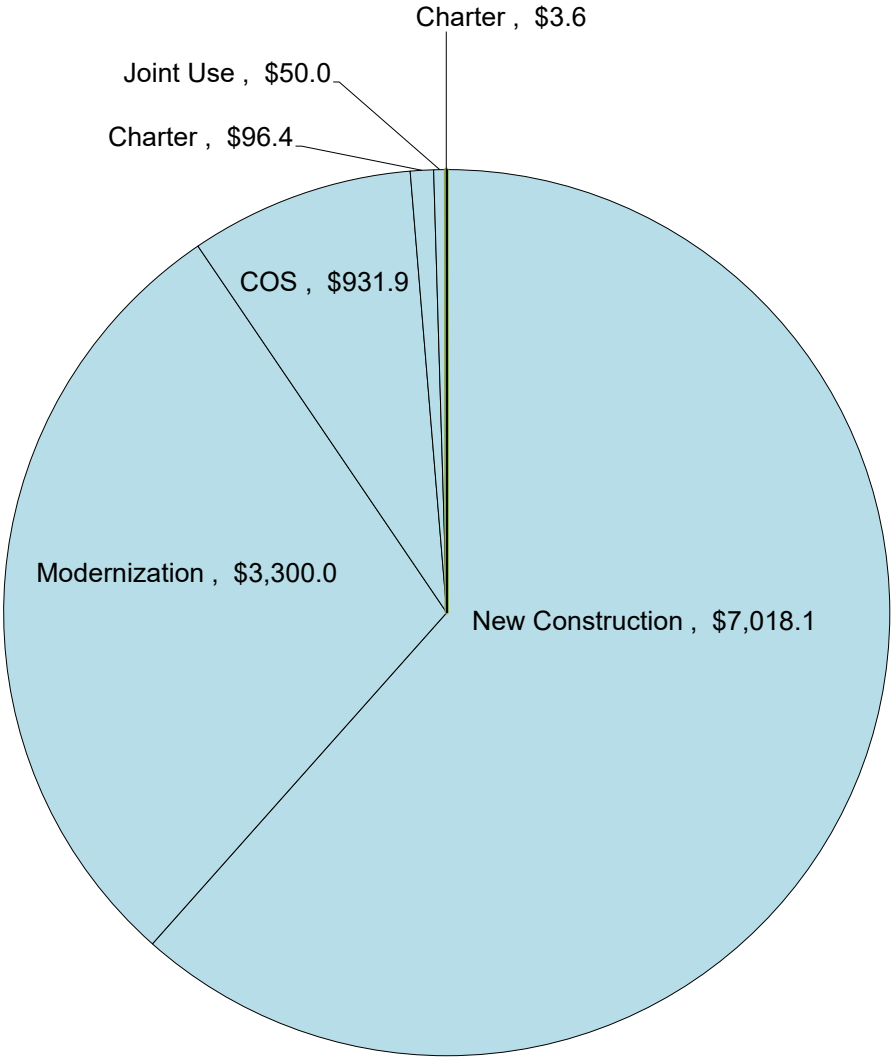


Proposition 55 Totals		
New Construction	\$ 6,132.8	
Modernization	\$ 2,250.0	
COS	\$ 1,271.2	
Charter	\$ 268.0	
Joint Use	\$ 66.7	
Apportioned	\$ 9,988.7	99.7%
New Construction	\$ -	
Modernization	\$ -	
COS	\$ -	
Charter	\$ 30.0	
Joint Use	\$ -	
Unfunded Approvals	\$ 30.0	0.3%
New Construction	\$ 1.8	
Modernization	\$ -	
COS	\$ -	
Charter	\$ 2.0	
Joint Use	\$ -	
Remaining Bond Authority	\$ 3.8	0.0%
Grand Total	\$ 10,023	100.0%

Proposition 47

Bond Authority - \$11.400 billion

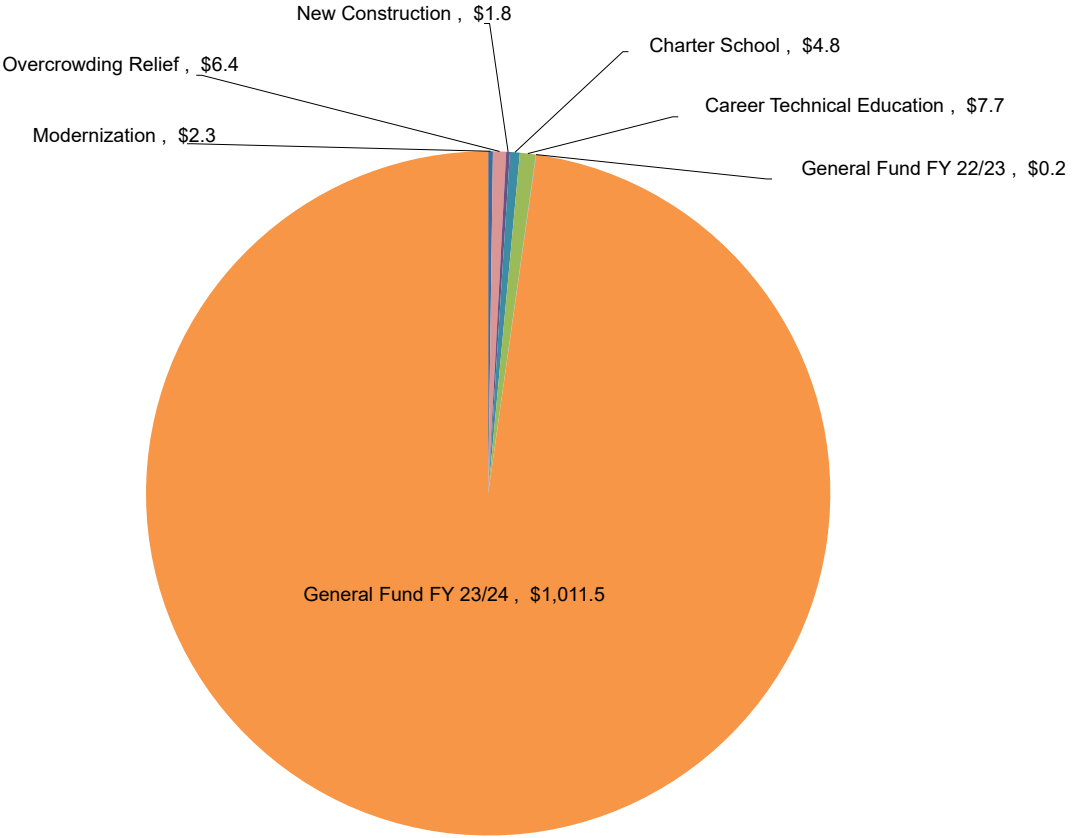
(in millions of dollars)



Proposition 47 Totals		
New Construction	\$ 7,018.1	
Modernization	\$ 3,300.0	
COS	\$ 931.9	
Charter	\$ 96.4	
Joint Use	\$ 50.0	
Apportioned	\$ 11,396.4	100.0%
New Construction	\$ -	
Modernization	\$ -	
COS	\$ -	
Charter	\$ 3.6	
Joint Use	\$ -	
Unfunded Approvals	\$ 3.6	0.0%
New Construction	\$ -	
Modernization	\$ -	
COS	\$ -	
Charter	\$ -	
Joint Use	\$ -	
Remaining Bond Authority	\$ -	0.0%
Grand Total	\$ 11,400	100.0%

Remaining Bond Authority - \$1,034.7 million

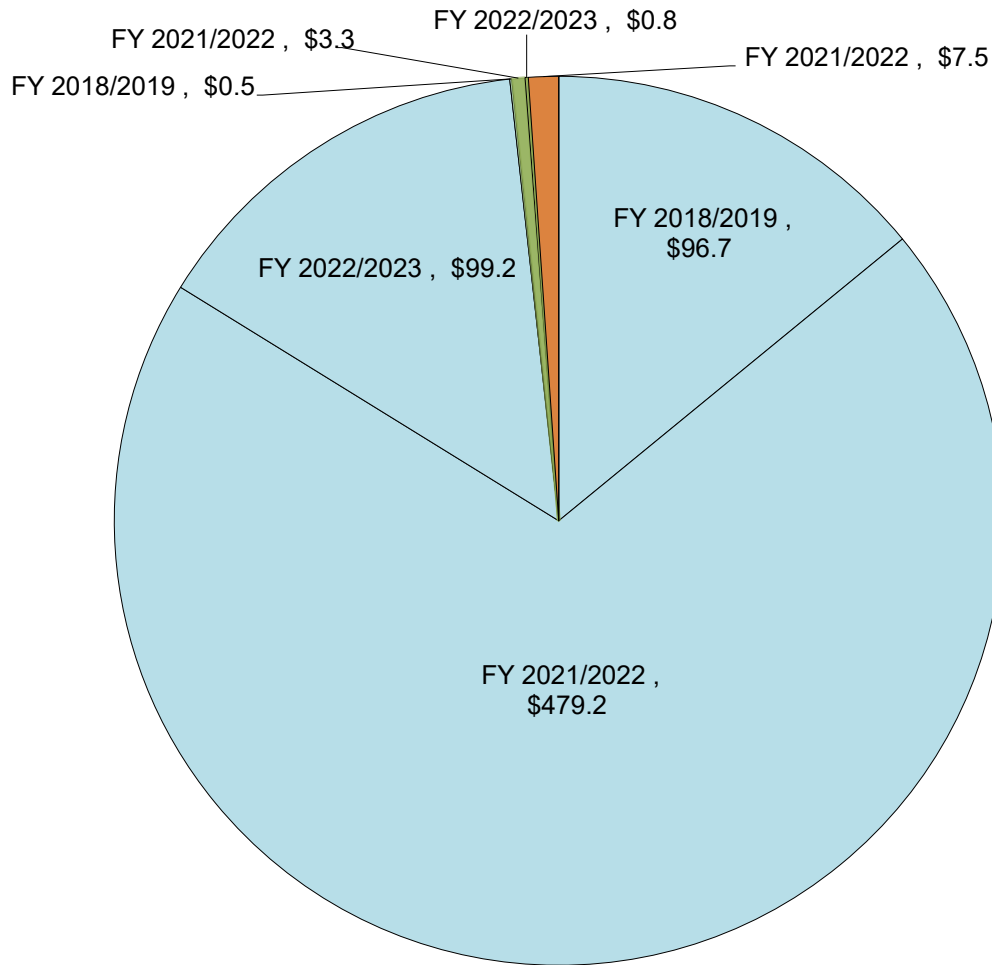
(by program, in millions)
As of May 29, 2024 SAB



Remaining Bond Authority (in millions)	
Modernization	\$ 2.3
Overcrowding Relief	\$ 6.4
Seismic Repair	\$ -
New Construction	\$ 1.8
Charter School	\$ 4.8
High Performance Schools	\$ -
Critically Overcrowded Schools	\$ -
Hardship	\$ -
Career Technical Education	\$ 7.7
General Fund FY 21/22	\$ -
General Fund FY 22/23	\$ 0.2
General Fund FY 23/24	\$ 1,011.5
Grand Total	\$ 1,034.7

California Preschool, Transitional and Full-Day Kindergarten Facilities Grant Program - \$687.2 million

(in millions of dollars)

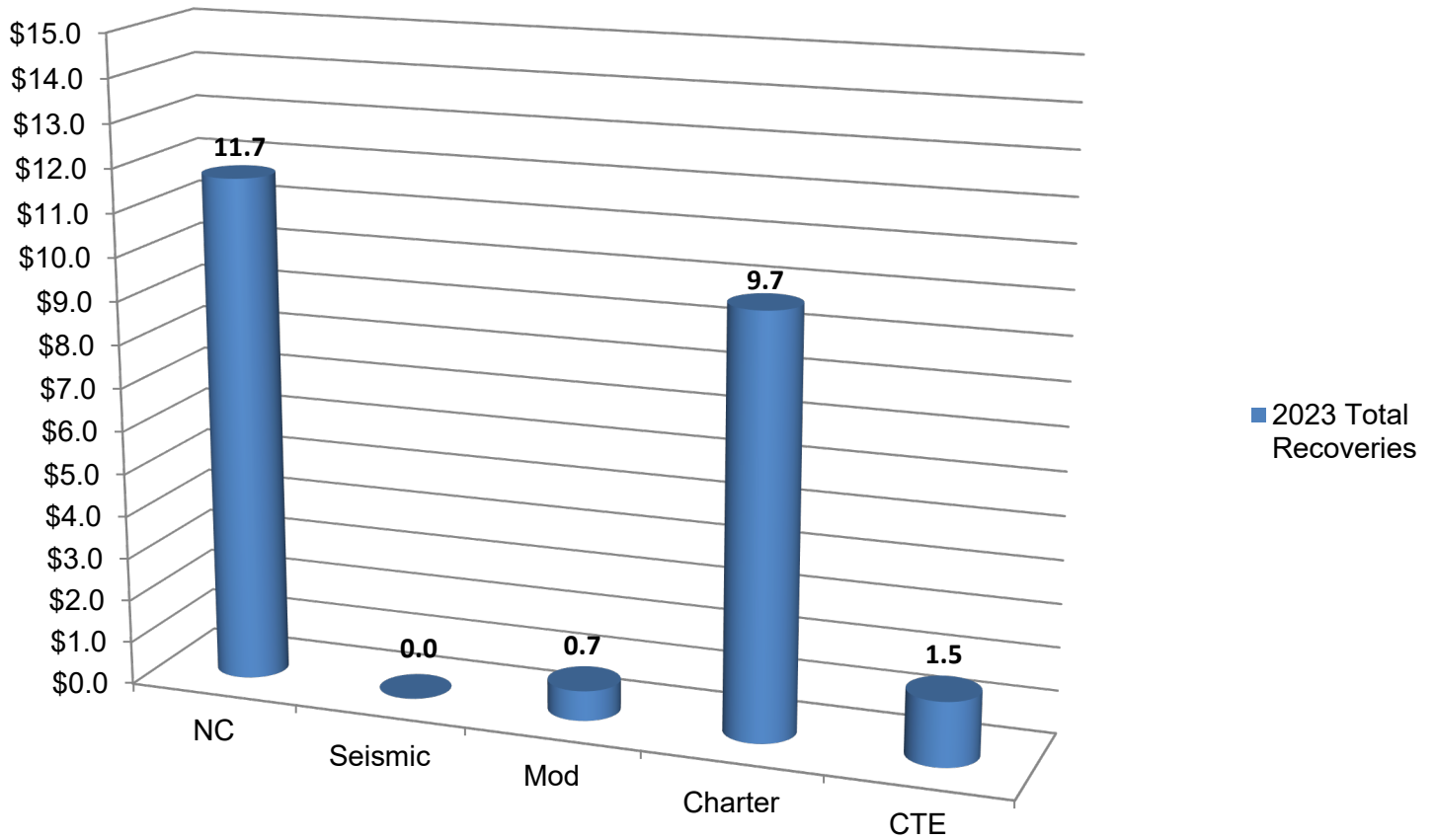


California Preschool, Transitional and Full-Day Kindergarten Facilities Grant Program Totals		
FY 2018/2019	\$ 96.7	
FY 2021/2022	\$ 479.2	
FY 2022/2023	\$ 99.2	
Apportioned	\$ 675.1	98.2%
FY 2018/2019	\$ 0.5	
FY 2021/2022	\$ 3.3	
FY 2022/2023	\$ 0.8	
Administrative Costs	\$ 4.6	0.7%
FY 2018/2019	\$ -	
FY 2021/2022	\$ 7.5	
FY 2022/2023	\$ -	
Remaining Authority	\$ 7.5	1.1%
Grand Total	\$ 687.2	100.0%

Fund Recoveries* – 2023

(Totals represented in millions of dollars)

2023 Total Recoveries



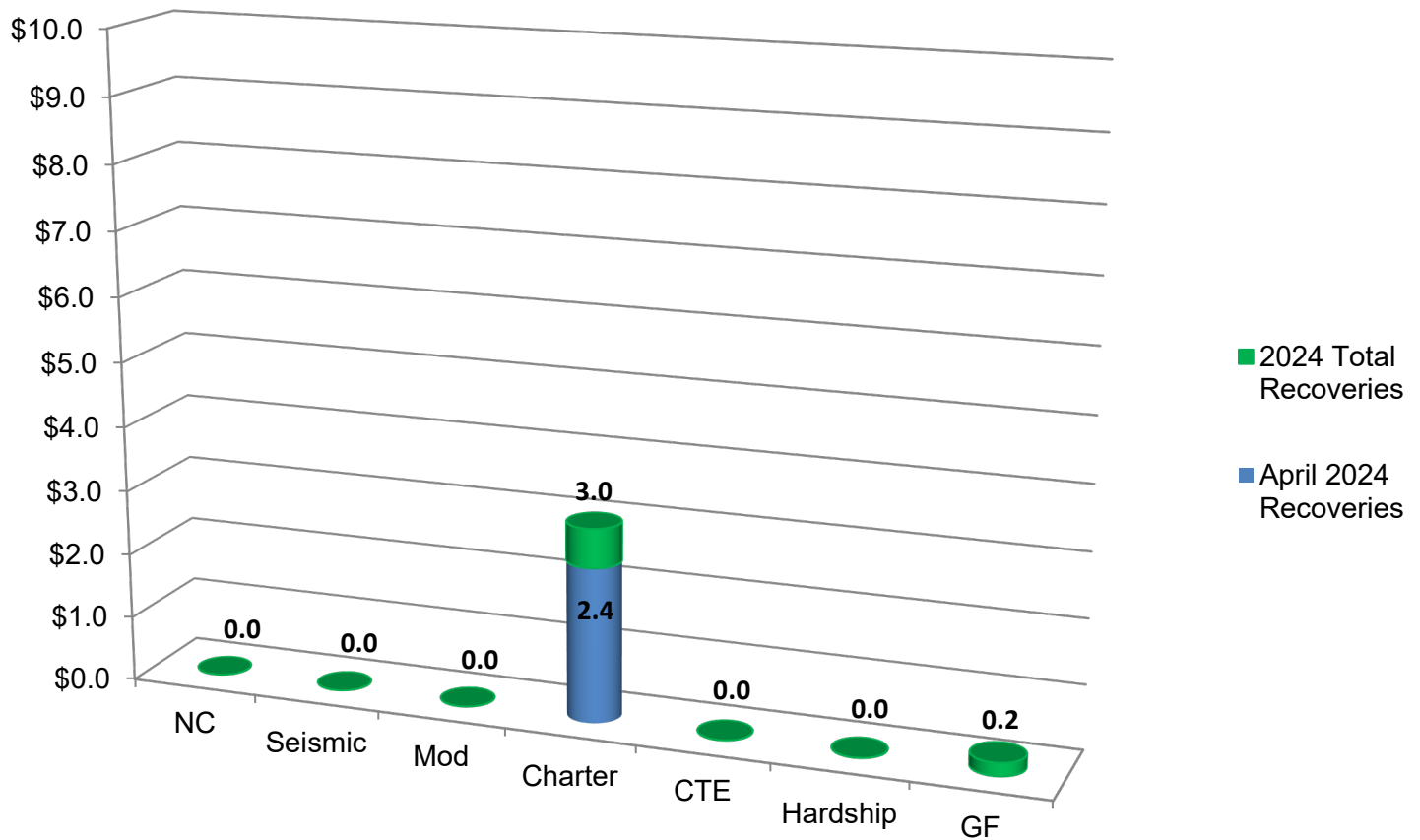
	2023 Totals**
NC	\$11,701,340
<i>Seismic</i>	\$48,279
Modernization	\$667,288
Charter	\$9,743,706
CTE	\$1,471,935
Total	\$23,632,548

*Includes bond proceeds returned (authority may not be available) to the program through reductions to cost incurred, close-outs, loan repayments, rescissions, and special education local plan area transfers.

** 2023 Totals does not reflect any reallocation of authority. For current availability of bond authority, see Status of Funds.

Fund Recoveries* – as of April 03, 2024 SAB

(Chart totals represented in millions of dollars)



(Amounts below are whole dollars)

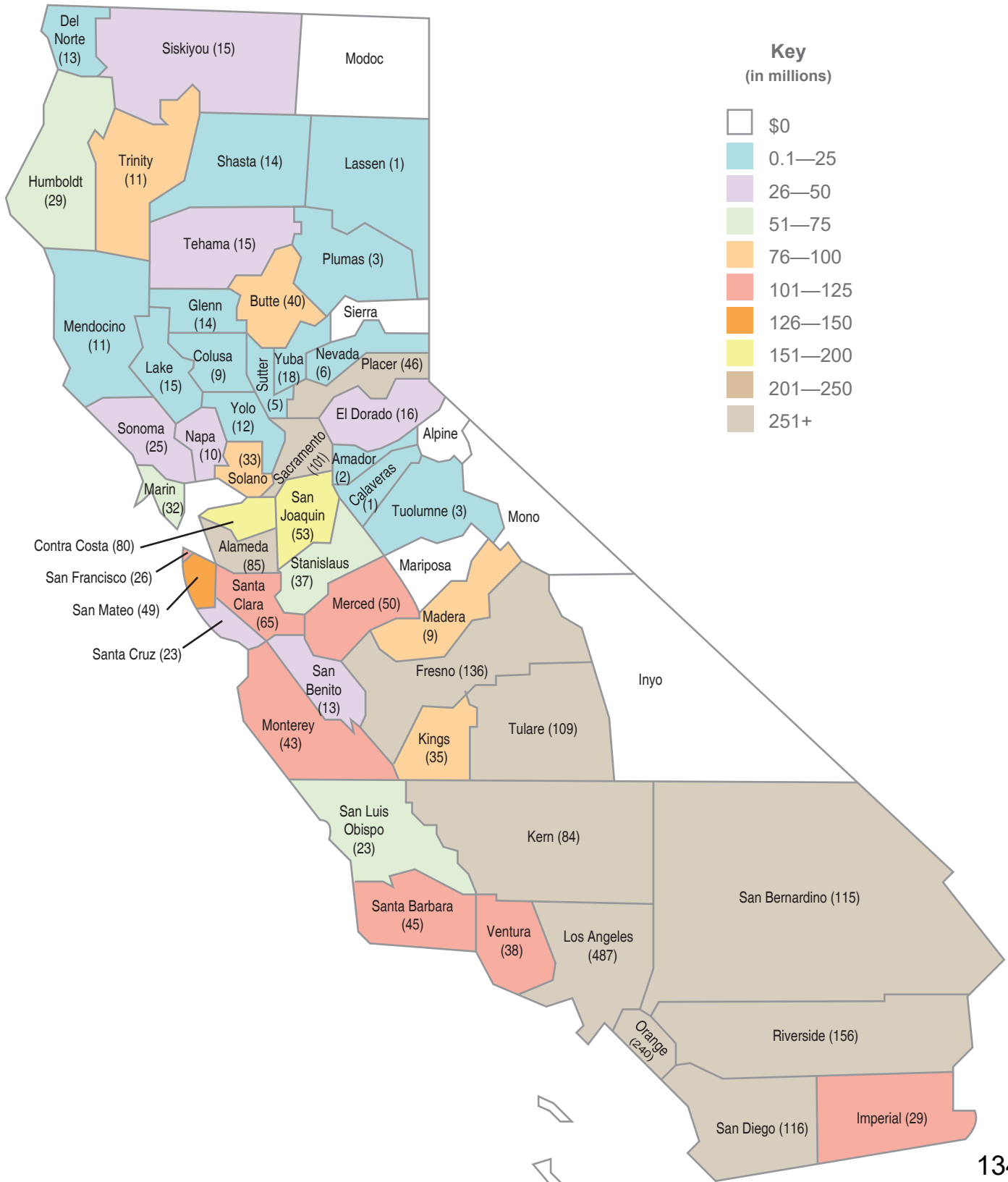
April 2024	1A	47	55	1D	51	General Fund	April Totals	2024 Totals**
NC	\$0	\$0	\$0	\$0	\$0	\$0	\$0	\$48,474
Seismic	\$0	\$0	\$0	\$0	\$0	\$0	\$0	\$0
Modernization	\$0	\$0	\$0	\$0	\$0	\$0	\$0	\$0
Charter	\$0	\$373,874	\$1,134,767	\$842,514	\$42,334	\$0	\$2,393,489	\$2,982,719
CTE	\$0	\$0	\$0	\$0	\$0	\$0	\$0	\$0
Hardship	\$0	\$0	\$0	\$0	\$0	\$0	\$0	\$15,463
General Fund	\$0	\$0	\$0	\$0	\$0	\$0	\$0	\$216,723
Total							\$2,393,489	\$3,263,379

*Includes bond proceeds returned (authority may not be available) to the program through reductions to cost incurred, close-outs, loan repayments, rescissions, and special education local plan area transfers.

** 2024 Totals does not reflect any reallocation of authority. For current availability of bond authority, see Status of Funds.

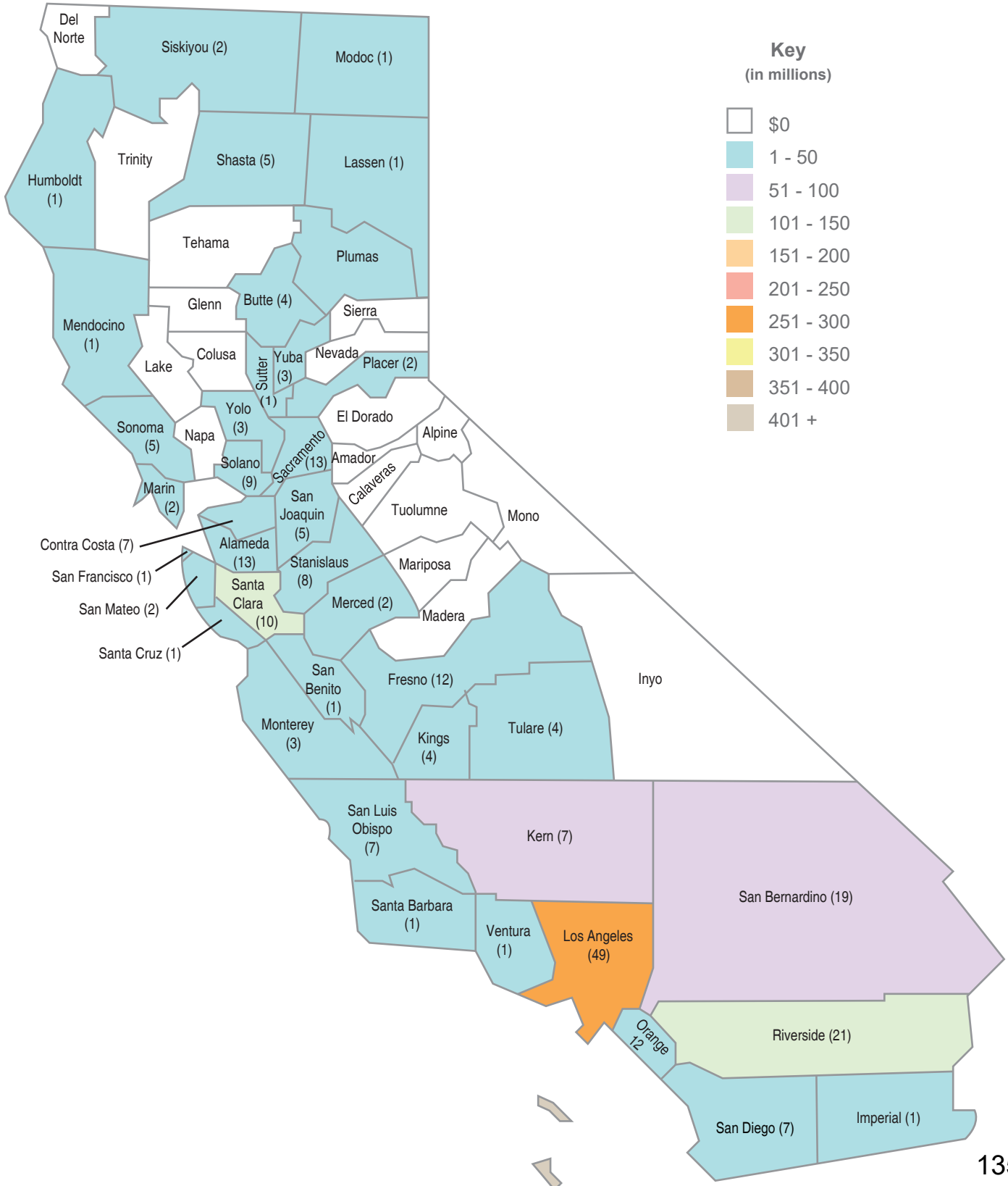
School Facility Program Proposition 51 Apportionments by County

The graphic below displays the amount Apportioned (\$8.32 billion) for 2,651 School Facility Program projects from 494 school districts as of April 30, 2024. The data includes only bond authority provided by Proposition 51 approved by voters in November 2016.



School Facility Program Proposition 51 Current Workload by County

The graphic below displays the Office of Public School Construction’s Workload List for New Construction and Modernization (\$1.18 billion) for 247 School Facility Program projects from 120 school districts as of April 30, 2024. The projects are anticipated to be allocated from bond authority provided by Proposition 51 approved by voters in November 2016.



**Proposition 51 and General Fund Distribution
As of 4/30/2024**

County	Apportioned		Unfunded		Workload List	
	Project Count	Dollar Amount	Project Count	Dollar Amount	Project Count	Dollar Amount
Alameda	85	\$ 337,104,120.51	0	\$0.00	13	\$ 49,502,523.80
Alpine	0	\$ -	0	\$0.00	0	\$ -
Amador	2	\$ 5,892,241.00	0	\$0.00	0	\$ -
Butte	40	\$ 82,239,977.00	0	\$0.00	4	\$ 6,168,765.00
Calaveras	1	\$ 1,221,410.00	0	\$0.00	0	\$ -
Colusa	9	\$ 15,560,906.33	0	\$0.00	0	\$ -
Contra Costa	80	\$ 192,606,444.12	0	\$0.00	7	\$ 32,960,840.00
Del Norte	13	\$ 6,145,589.60	0	\$0.00	0	\$ -
El Dorado	16	\$ 26,049,779.00	0	\$0.00	0	\$ -
Fresno	137	\$ 374,991,970.10	0	\$0.00	12	\$ 19,056,675.80
Glenn	14	\$ 32,734,502.00	0	\$0.00	0	\$ -
Humboldt	29	\$ 62,055,889.09	0	\$0.00	1	\$ 28,054,194.00
Imperial	29	\$ 109,247,412.14	0	\$0.00	1	\$ 1,465,576.00
Inyo	0	\$ -	0	\$0.00	0	\$ -
Kern	84	\$ 332,250,058.90	0	\$0.00	7	\$ 93,184,433.41
Kings	35	\$ 97,540,351.79	0	\$0.00	4	\$ 22,986,976.00
Lake	15	\$ 22,732,209.00	0	\$0.00	0	\$ -
Lassen	1	\$ 38,056.00	0	\$0.00	1	\$ 2,059,978.33
Los Angeles	487	\$ 1,418,596,983.77	0	\$0.00	49	\$ 300,633,377.20
Madera	9	\$ 93,232,516.77	0	\$0.00	0	\$ -
Marin	32	\$ 56,307,366.00	0	\$0.00	2	\$ 1,424,560.00
Mariposa	0	\$ -	0	\$0.00	0	\$ -
Mendocino	11	\$ 9,658,928.63	0	\$0.00	1	\$ 1,822,028.00
Merced	50	\$ 105,958,728.36	0	\$0.00	2	\$ 4,758,165.00
Modoc	0	\$ -	0	\$0.00	1	\$ 154,968.33
Mono	0	\$ -	0	\$0.00	0	\$ -
Monterey	43	\$ 101,776,395.74	0	\$0.00	3	\$ 6,490,621.33
Napa	10	\$ 31,808,742.78	0	\$0.00	0	\$ -
Nevada	6	\$ 15,881,076.33	0	\$0.00	0	\$ -
Orange	240	\$ 953,508,164.26	0	\$0.00	12	\$ 41,644,585.00
Placer	46	\$ 290,855,748.45	0	\$0.00	2	\$ 3,013,971.00
Plumas	3	\$ 5,307,924.00	0	\$0.00	0	\$ -
Riverside	156	\$ 707,963,735.83	0	\$0.00	21	\$ 115,147,968.49
Sacramento	105	\$ 365,903,786.67	0	\$0.00	13	\$ 45,095,880.00
San Benito	13	\$ 45,251,691.57	0	\$0.00	1	\$ 16,259,235.46
San Bernardino	115	\$ 362,705,212.75	0	\$0.00	19	\$ 78,046,306.67
San Diego	116	\$ 443,970,645.52	0	\$0.00	7	\$ 41,411,582.93
San Francisco	26	\$ 113,061,096.11	0	\$0.00	1	\$ 5,087,190.00
San Joaquin	53	\$ 195,788,377.22	0	\$0.00	5	\$ 42,476,827.00
San Luis Obispo	23	\$ 58,597,344.32	0	\$0.00	7	\$ 12,563,874.00
San Mateo	49	\$ 127,630,126.77	0	\$0.00	2	\$ 1,512,336.00
Santa Barbara	45	\$ 111,673,550.21	0	\$0.00	1	\$ 1,300,038.00
Santa Clara	65	\$ 129,732,883.41	0	\$0.00	10	\$ 103,058,311.62
Santa Cruz	23	\$ 31,590,126.33	0	\$0.00	1	\$ 1,097,306.00
Shasta	14	\$ 16,597,968.66	0	\$0.00	5	\$ 5,925,494.20
Sierra	0	\$ -	0	\$0.00	0	\$ -
Siskiyou	15	\$ 34,064,988.83	0	\$0.00	2	\$ 2,890,040.00
Solano	33	\$ 77,848,309.00	0	\$0.00	5	\$ 21,587,245.20
Sonoma	25	\$ 30,667,318.15	0	\$0.00	5	\$ 18,422,541.00
Stanislaus	37	\$ 73,816,090.45	0	\$0.00	8	\$ 12,579,430.33
Sutter	5	\$ 6,965,413.00	0	\$0.00	1	\$ 1,958,886.00
Tehama	15	\$ 27,072,615.96	0	\$0.00	0	\$ -
Trinity	11	\$ 89,535,642.59	0	\$0.00	0	\$ -
Tulare	109	\$ 334,550,967.96	0	\$0.00	4	\$ 18,888,458.00
Tuolumne	3	\$ 6,366,544.00	0	\$0.00	0	\$ -
Ventura	38	\$ 112,485,664.00	0	\$0.00	1	\$ 6,538,581.00
Yolo	12	\$ 22,820,696.00	0	\$0.00	3	\$ 10,430,558.00
Yuba	18	\$ 12,304,106.67	0	\$0.00	3	\$ 3,126,386.00
Total	2,651	\$ 8,320,268,393.65	0	\$ -	247	\$ 1,180,786,714.10

School Facility Program Bond Authority from Proposition 51 and General Fund

(in millions of dollars, as of April 30, 2024)

New Construction

Legend

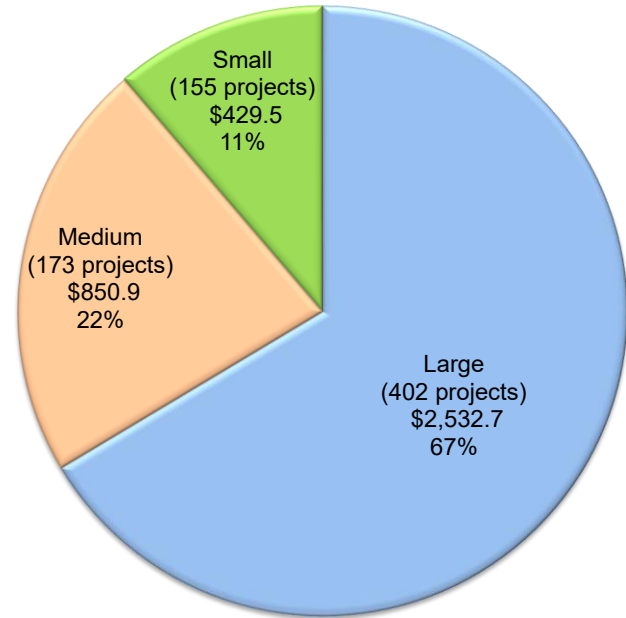
Small School Districts – ADA < 2,500 pupils

Medium School Districts – ADA > 2,500 pupils < 10,000 pupils

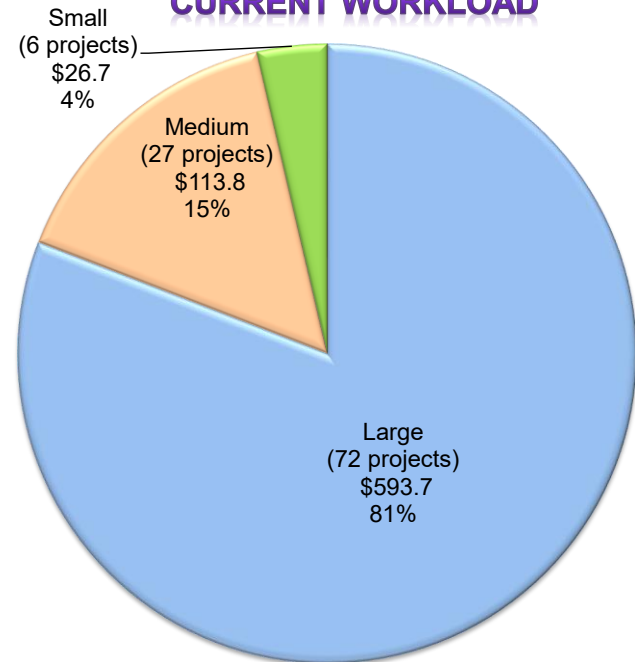
Large School Districts – ADA > 10,000 pupils

District Size (based on 2022/23 Enrollment)
 (# of projects)
 (in millions)

APPORTIONED



CURRENT WORKLOAD



School Facility Program Bond Authority from Proposition 51 and General Fund

(in millions of dollars, as of April 30, 2024)

Modernization

Legend

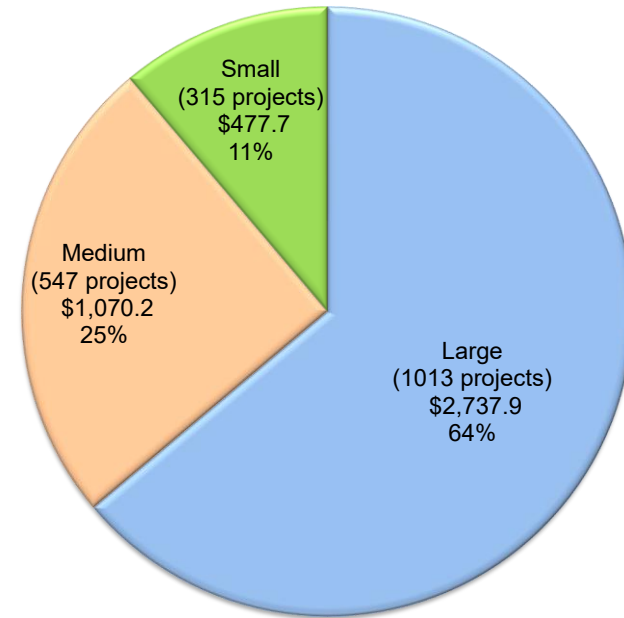
Small School Districts – ADA < 2,500 pupils

Medium School Districts – ADA > 2,500 pupils < 10,000 pupils

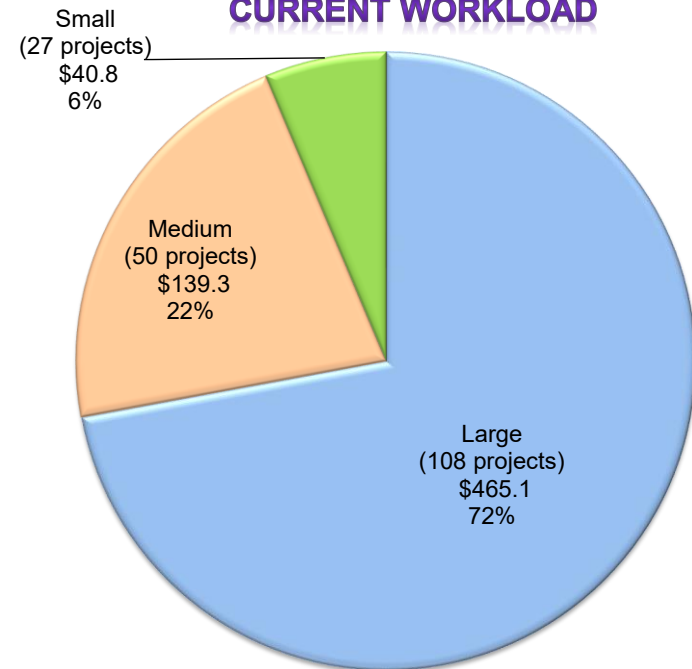
Large School Districts – ADA > 10,000 pupils

District Size (based on 2022/23 Enrollment)
 (# of projects)
 (in millions)

APPORTIONED



CURRENT WORKLOAD



Unique School Districts (USD) Receiving Proposition 51 and General Fund Funds (As of April 30, 2024)

New Construction

2022/23 Enrollment	School Districts Statewide		
	#	%	Enrollment
Small – ADA < 2,500 pupils	581	57%	412,361
Medium – ADA > 2,500 pupils < 10,000 pupils	275	27%	1,435,750
Large – ADA > 10,000 pupils	162	16%	4,004,433
	1,018	100%	5,852,544

Apportioned					
# of USD	Enrollment	\$ Amount	By Size*	Size vs. All**	Students***
88	82,623	\$ 429,516,611	32.5%	8.6%	1.4%
88	477,871	\$ 850,921,717	32.5%	8.6%	8.2%
95	2,646,985	\$ 2,532,675,944	35.1%	9.3%	45.2%
271	3,207,479	\$ 3,813,114,272	100.0%	26.6%	54.8%

Workload					
# of USD	Enrollment	\$ Amount	By Size*	Size vs. All**	Students***
3	3,925	\$ 26,735,695	5.8%	0.3%	0.1%
15	99,370	\$ 113,810,252	28.8%	1.5%	1.7%
34	1,359,477	\$ 593,715,615	65.4%	3.3%	23.2%
52	1,462,772	\$ 734,261,562	100.0%	5.1%	25.0%

Modernization

2022/23 Enrollment	School Districts Statewide		
	#	%	Enrollment
Small – ADA < 2,500 pupils	581	57%	412,361
Medium – ADA > 2,500 pupils < 10,000 pupils	275	27%	1,435,750
Large – ADA > 10,000 pupils	162	16%	4,004,433
	1,018	100%	5,852,544

Apportioned					
# of USD	Enrollment	\$ Amount	By Size*	Size vs. All**	Students***
170	159,622	\$ 477,740,997	39.9%	16.7%	2.7%
140	750,378	\$ 1,070,179,823	32.9%	13.8%	12.8%
116	3,297,107	\$ 2,737,869,696	27.2%	11.4%	56.3%
426	4,207,107	\$ 4,285,790,516	100.0%	41.8%	71.9%

Workload					
# of USD	Enrollment	\$ Amount	By Size*	Size vs. All**	Students***
19	12,594	\$ 40,827,907	21.6%	1.9%	0.2%
27	146,678	\$ 139,275,696	30.7%	2.7%	2.5%
42	1,790,228	\$ 465,111,728	47.7%	4.1%	30.6%
88	1,949,500	\$ 645,215,331	100.0%	8.6%	33.3%

*Percentage of funding to small, medium or large school districts

** Percentage of funding to small, medium, and large school district vs. all school districts statewide

***Percentage of students statewide

Action Items

PRIORITY FUNDING SCHOOL CONSTRUCTION APPORTIONMENTS

PURPOSE OF REPORT

To provide priority School Facility Program (SFP) funding Apportionments totaling approximately \$88.8 million for the projects that submitted a valid certification.

DESCRIPTION

SFP regulations establish two annual filing periods to prioritize school construction funding as cash proceeds become available to provide Apportionments. Specifically, the regulations provide two 30 calendar day periods in which school districts can request to receive an Apportionment upon meeting certain criteria, including acknowledgement that a *Fund Release Authorization* (Form SAB 50-05) must be submitted within 90 calendar days of receiving an Apportionment.

Based on SFP regulations, the recent filing period began on November 8, 2023, and closed on December 7, 2023. Requests must have been received by the Office of Public School Construction (OPSC) on or before December 7, 2023, and are valid from January 1, 2024 through June 30, 2024.

By approving this item, the State Allocation Board (Board) will provide approximately \$88.8 million in Apportionments for 11 projects from six school districts and qualifying applicants.

AUTHORITY

See Attachment A.

BACKGROUND

Requests/Acknowledgements

Pursuant to SFP Regulations, applicants choosing to participate in the priority funding process must submit a request to convert an Unfunded Approval to an Apportionment. As part of the request, applicants are required to make the following acknowledgements:

- The applicant understands that the time limit on fund release shall be no more than 90 calendar days from the date of Apportionment.

BACKGROUND (cont.)

- The applicant acknowledges that failure to submit a valid *Fund Release Authorization* (Form SAB 50-05) within the 90-day period will result in the project being rescinded without further Board action. A rescinded application will revert to an Unfunded Approval with a new date on the Unfunded List (Lack of AB 55 Loans) that is 90 calendar days from the date of Apportionment and cannot be guaranteed bond authority.
- In the case that multiple rescissions are made by the SAB, each separate application will be placed on the Unfunded List (Lack of AB 55 Loans) with a new date that is 90 calendar days from the date of Apportionment, in the order of the original unfunded approval date. The district will not be required to resubmit the application and no further application review will be required.
- The applicant acknowledges that by participating in the priority funding process, the applicant is waiving its right to the timeline for fund release submittal described in Section 1859.90.
- The applicant acknowledges that a Grant Agreement must be submitted pursuant to SFP Regulation Section 1859.90.4 and received by OPSC prior to, or concurrently with, the Form SAB 50-05.

Current Priority Funding Round and the Unfunded List (Lack of AB 55 Loans)

Requests submitted during the period that ended on December 7, 2023 will expire on June 30, 2024. This priority funding round generated approximately \$88.8 million in Apportionment requests from six applicants for 11 out of 17 unique projects, which represents 64.7 percent of the projects on the Unfunded List (Lack of AB 55 Loans) that could have submitted requests.

Additionally, the Unfunded List (Lack of AB 55 Loans) contains one project that received a Preliminary Apportionment and was placed on the Unfunded List (Lack of AB 55 Loans) on February 28, 2024, and two projects were placed back on the Unfunded List (Lack of AB 55 Loans) on March 3, 2024 for failing to submit a valid Form SAB 50-05.

The attachments provide detailed lists of the Apportionment requests received during this filing period, as well as projects that remain on the Unfunded List (Lack of AB 55 Loans). The applications receiving an Apportionment are highlighted in Attachments B and C. In addition, Attachment C includes nine projects that will remain on the Unfunded List (Lack of AB 55 Loans). Six of the nine remaining projects represent unfunded approvals for site or design funding for the Charter School Facilities Program that are not subject to rescission after two occurrences of non-participation in the priority funding process.

STAFF ANALYSIS/STATEMENTS

Fund Release Requirements

Applicants receiving Apportionments are required to submit a valid Form SAB 50-05 containing an original or electronic signature for each approved application. The Form SAB 50-05 must be signed by the designated District Representative and must be received by OPSC prior to 11:59 p.m. on August 27, 2024. The form may be submitted electronically via OPSC Online or via email to OPSCApplicationReviewTeam@dgs.ca.gov. OPSC will continue to accept hard copy versions that are mailed or hand delivered to the Office of Public School Construction at 707 Third Street, 4th Floor, West Sacramento, CA 95605. If a district fails to submit a valid Form SAB 50-05 within the allotted time frame, the project will be rescinded without further Board action and will receive a new unfunded approval date of August 27, 2024 on the Unfunded List (Lack of AB 55 Loans).

Grant Agreement

For all projects approved for placement on the Unfunded List (Lack of AB 55 Loans) on or after June 5, 2017, a Grant Agreement for the project with an original or electronic signature by an authorized District Representative must be submitted prior to, or concurrently with, the Form SAB 50-05 in order for the Form SAB 50-05 to be considered valid.

Non-Participation in the Priority Funding Process

SFP regulations effective on March 25, 2013, limit the number of times a district can choose not to participate in the priority funding process for a project on the Unfunded List (Lack of AB 55 Loans). Projects receiving an Apportionment in this item that do not submit a valid Form SAB 50-05 prior to 11:59 p.m. on August 27, 2024 will receive one non-participation occurrence. If this is the project's second non-participation occurrence, the project will be fully rescinded without further Board action and will not return to the Unfunded List (Lack of AB 55 Loans)¹. The bond authority associated with rescinded projects will return to the SFP.

New Priority Funding Round

A new 30-day priority funding request filing period began on May 8, 2024 and will end on June 6, 2024. Requests submitted during that period will be valid from July 1, 2024 through December 31, 2024.

¹ An exception exists for unfunded approvals for site or design funding for the Charter School Facilities Program, which are not subject to rescission after two occurrences of non-participation in the priority funding process.

STAFF ANALYSIS/STATEMENTS (cont.)

Listing of Attachments

Attachment A	Authority
Attachment B	Unfunded Approvals Receiving Priority Funding Apportionments
Attachment C	All Unfunded Approvals as of April 3, 2024

RECOMMENDATION

Approve Apportionments for the projects as shown on Attachment B in the amount of approximately \$88.8 million.

ATTACHMENT A

AUTHORITY

Education Code Section 17070.35(a) states, "In addition to all other powers and duties as are granted to the board by this chapter, other statutes, or the California Constitution, the board shall do all of the following:

- (1) Adopt rules and regulations, pursuant to the rulemaking provisions of the Administrative Procedure Act, Chapter 3.5 (commencing with Section 11340) of Part 1 of Division 3 of Title 2 of the Government Code, for the administration of this chapter...
- (2) Establish and publish any procedures and policies in connection with the administration of this chapter as it deems necessary...."

Government Code Section 15503 states:

Whenever the board is required to make allocations or apportionments under this part, it shall prescribe rules and regulations for the administration of, and not inconsistent with, the act making the appropriation of funds to be allocated or apportioned. The board shall require the procedure, forms, and the submission of any information it may deem necessary or appropriate. Unless otherwise provided in the appropriation act, the board may require that applications for allocations or apportionments be submitted to it for approval.

Budget Letter 10-09 requires that if there are insufficient bond proceeds, departments and agencies are responsible for prioritizing the projects that will be funded consistent with the prioritization criteria outlined (including job creation). It also indicates that if bond proceeds are not managed efficiently, additional bonds may not be sold for the program.

School Facility Program (SFP) Regulation Section 1859.2 states:

"For the purpose of these regulations, the terms set forth below shall have the following meanings, subject to the provisions of the Act:

...

"Unfunded List" means an information list of unfunded projects, with the exception of the unfunded list defined below as "Unfunded List (Lack of AB 55 Loans)".

"Unfunded List (Lack of AB 55 Loans)" means an information list of unfunded projects that was created due to the State's inability to provide interim financing from the Pooled Money Investment Account (AB 55 loans) to fund school construction projects as declared in the Department of Finance Budget Letter #33 issued on December 18, 2008.

..."

SFP Regulation Section 1859.90.2, "Priority Funding Process" states:

"The priority funding process allows the Board to distribute available funds to districts or charter schools that request, pursuant to (a) or (b) below, as applicable, an Apportionment or an advance release of funds from a Preliminary Apportionment or Preliminary Charter School Apportionment, during specific 30-calendar day filing periods beginning with July 27, 2011 and continuing with the 2nd Wednesday of January and the 2nd Wednesday of July of 2012. Requests submitted during the filing periods described above are valid until the next filing period begins. The specific 30-

calendar day filing periods subsequent to 2012 begin with January 9, 2013 and continue with the 2nd Wednesday of May and the 2nd Wednesday of November, each calendar year. Requests submitted during the filing period beginning with January 9, 2013 are valid until June 30, 2013. Requests submitted during a filing period beginning with the 2nd Wednesday of May are valid from July 1 until December 31 of that year. Requests submitted during a filing period beginning with the 2nd Wednesday in November are valid from January 1 until June 30 of the following year. Requests must be physically received by the OPSC by the 30th calendar day of each filing period to be considered valid.

(a) In order to be considered for an Apportionment, approved advance release of design funds from a Preliminary Charter School Apportionment, or approved advance release of environmental hardship site acquisition funds from a Preliminary Apportionment, the district or charter school must provide a priority funding request in the form of a written statement signed by an authorized representative that includes each of the project Application numbers, and the type of Apportionment request (e.g., Apportionment, separate Apportionment for design or site acquisition), within the 30-calendar day filing period, and shall contain the following: (1) Statement that the request is to convert the unfunded approval to an Apportionment or to receive an approved advance release of funds; and

(2) Acknowledgement that a valid, original signature Form SAB 50-05 must be submitted and physically received by the OPSC within 90 calendar days of Apportionment or approved advance release of funds request, except for a Career Technical Education Facilities Project in (a)(5), and that failure to do so will result in the rescission of the Apportionment or approved advance release of funds request without further Board action; and

(3) Acknowledgement that a Grant Agreement must be submitted pursuant to Section 1859.90.4 and physically received by the OPSC prior to, or concurrently with, the Form SAB 50-05 referenced in (a)(2); and

(4) Acknowledgement that, if the district submits the Form SAB 50-05 on or after July 1, 2013 and is required to submit an LCP third party report, pursuant to Section 1859.97(b), the report will be submitted to the OPSC and the DIR at least 60 days prior to submitting the Form SAB 50-05; and

(5) For those receiving an Apportionment, acknowledgement that by participating in the priority funding process, the district or charter school is waiving its right to the timeline for fund release submittal described in Section 1859.90.

(6) For a Career Technical Education Facilities Project that was granted an unfunded approval without the required CDE plan approval and/or required DSA-approved plans and specifications, the applicant's request must include: (A) Acknowledgement that the applicant must submit the required approval(s) to the OPSC within 12 months from the date of the Apportionment. If the required submittal(s) is not received within 12 months, the Apportionment shall be rescinded without further Board action pursuant to Section 1859.197(c)(1); and

(B) Acknowledgement that a valid, original signature Form SAB 50-05 must be submitted and physically received by the OPSC within 90 calendar days of the submittal described in (6)(A) and that failure to do so will result in the rescission of the Apportionment without further Board action; and (C) Acknowledgement that a Grant Agreement must be submitted pursuant to Section 1859.90.4 and physically received by the OPSC prior to, or concurrently with, the Form SAB 50-05 referenced in (a)(6)(B).

(b) In order to be considered for an approved advance release of site acquisition funds from a Preliminary Charter School Apportionment, the district or charter school must provide a priority funding request in the form of a written statement signed by an authorized representative within the 30-calendar day filing period, and shall contain all of the following: (1) Statement that the request is to convert the advance release of funds to an approved advance release of funds request; and, (2) Acknowledgement that a valid, original signature Form SAB 50-05 must be submitted and physically received by the OPSC within 180 calendar days of the approved advance release of funds request and that failure to do so will result in the rescission of the approved advance release of funds request without further Board action; and (3) Acknowledgement that a Grant Agreement must be submitted pursuant to Section 1859.90.4 and physically received by the OPSC prior to, or concurrently with, the Form SAB 50-05 referenced in (b)(2); and (4) Acknowledgement that it must provide evidence that it has entered into the Charter School Agreements within 90 calendar days of approval of the advance release of funds request and that failure to do so will result in the rescission of the approval without further Board action.

(c) If a district or charter school receives an Apportionment or approved advance release of funds request through the priority funding process, the OPSC must receive a valid, original signature copy of the Form SAB 50-05 within the specified time period, pursuant to (a)(2), (a)(6) or (b)(2), as applicable, and a Grant Agreement, pursuant to (a)(3), (a)(6)(C), or (b)(3), as applicable. Upon submittal of the original signature copy of the Form SAB 50-05, if OPSC determines that the Form SAB 50-05 is not valid, the district will have ten business days to amend the Form SAB 50-05 in order to make the Form SAB 50-05 valid. If the OPSC does not receive a valid, original signature copy of the Form SAB 50-05 within the time period: (1) The priority funding Apportionment or approved advance release of funds request shall be rescinded without further Board action, and

(2) If the Application is not subject to rescission pursuant to Section 1859.90.3(c) as defined in Section 1859.90.3(d), the Application shall return to the Unfunded List (Lack of AB 55 Loans) with a new unfunded approval date that is 90 calendar days from the date of Apportionment or approval of the advance release of funds request.

(d) In the event that the amount of requests received during a specific 30-calendar day filing period exceeds the funds available, the Board shall apportion based on the unfunded approval date and the Application received date up to the available cash from each bond source. Projects that have requested to participate in the priority funding process for which an Apportionment cannot be provided shall retain their date order position on the Unfunded List (Lack of AB 55 Loans). Requests not converted to Apportionments will not be returned to the district or kept by the OPSC.

(e) In the event that unexpected cash proceeds from sources other than bond funds become available for use for priority funding Apportionments, at a public meeting the Board may, based on considerations relevant to the amount of time available to effect a distribution of funds, waive the 30-calendar day filing provision specified in this section for impacted school districts to provide funds more rapidly.

(1) OPSC shall identify and invite impacted school districts to submit a priority funding request that meets all other criteria in (a) above.

(2) Requests submitted under this provision shall be valid from the date the priority funding request is submitted until the end of the regularly scheduled filing period specified above.

(3) Requests submitted under this provision must comply with all other requirements of the priority funding process in this Section and Section 1859.90.3.

(4) Districts may decline to submit a request outside the normal 30-calendar day filing period without consequence. If the option to submit a request is declined, the requirements to participate in the standard 30-calendar day filing periods specified in (a) above remain in effect.

(5) Unexpected cash proceeds from sources other than bond funds include, but are not limited to, the \$250 million appropriated from the General Fund to the 2016 State School Facilities Fund as a result of the enactment of Statutes of 2021, Chapter 44, Section 163 (Assembly Bill 130).

(f) For purposes of this section “rescinded” or “rescission” shall mean that the Apportionment or approved advance release of funds request returns to unfunded approval status with a new unfunded approval date, except for (a)(5)(A). The new unfunded approval date will be 90 calendar days from the Apportionment date. The district or charter school will not be required to re-submit the Application and no further Application review will be required.”

SFP Regulation Section 1859.90.3, “Participation in the Priority Funding Process” states:

This section applies to Applications for funding for new construction, modernization, Overcrowding Relief Grant, Career Technical Education Facilities Program, Facility Hardship pursuant to Section 1859.82.1 and 1859.82.2, and Charter School Facilities Program, excluding advance release of design and/or site acquisition funds from a Preliminary Charter School Apportionment.

(a) For each Application on the Unfunded List (Lack of AB 55 Loans) for new construction, modernization, Facility Hardship pursuant to Sections 1859.82.1 or 1859.82.2, the occurrences of (1) or (2) below shall be limited after the effective date of this regulation section [March 25, 2013]. For each Application on the Unfunded List (Lack of AB 55 Loans) for Overcrowding Relief Grant, Career Technical Education Facilities Program, and Charter School Facilities Program, excluding advance release of design and/or site acquisition funds from a Preliminary Charter School Apportionment, the occurrences of (1) or (2) below shall be limited after the effective date of this regulation section [October 1, 2014]:

(1) The district abstains from participating in a priority funding 30-calendar day filing period described in Section 1859.90.2 for the Application on the Unfunded List (Lack of AB 55 Loans).

(2) The Application receives a priority funding Apportionment pursuant to Section 1859.90.2(a), and the district fails to meet the fund release requirements pursuant to Section 1859.90.2(c).

(b) The first occurrence of (a)(1) or (a)(2) shall result in the following, as applicable:

(1) If (a)(1) occurs, the Application shall retain its place on the Unfunded List (Lack of AB 55 Loans).

(2) If (a)(2) occurs, the priority funding Apportionment shall be rescinded and the Application shall be returned to the Unfunded List (Lack of AB 55 Loans) pursuant to Section 1859.90.2(c)(2).

(c) If subsection (b) has occurred, a subsequent occurrence of either (a)(1) or (a)(2) shall result in the rescission of the Application's Apportionment and/or unfunded approval, as applicable, and the removal of the Application from the Unfunded List (Lack of AB 55 Loans) without further Board action. The Application shall be returned to the applicant.

(d) For purposes of subsection (c), "rescinded" or "rescission" of an unfunded approval shall mean that the bond authority associated with the Apportionment or unfunded approval, as applicable, returns to the appropriate School Facility Program bond authority source for reallocation. If applicable, the pupils housed in the project will be added back to the district's baseline eligibility pursuant to Sections 1859.51(d) for new construction or 1859.61(d) for modernization.

SFP Regulation Section 1859.129(b) states, in part:

"(b) If the district received an apportionment for a Type II Joint-Use Project, not part of a qualifying SFP Modernization project, the district:

...

(2) Has 18 months from the date the DSA and CDE approved plans were submitted to the OPSC to submit a completed Form SAB 50-05 or the apportionment will be rescinded without further Board action. If the district is requesting an Apportionment pursuant to Section 1859.90.1 or 1859.90.2, the Board will require that this time limit be reduced to no more than 90 days from the date of the apportionment."

SFP Regulation Section 1859.197 (b) states, in part:

(b) If Career Technical Education Facilities funds were reserved for the applicant pursuant to Section 1859.193(d) of these Regulations, the applicant:

...

(2) Has 18 months from the date the CDE plan approval and DSA-approved plans and specifications, as needed, are submitted to the OPSC to submit a completed Form SAB 50-05 or the Apportionment shall be rescinded without further Board action. If the district is requesting an Apportionment pursuant to Section 1859.90.1 or 1859.90.2, the Board will require that this time limit be reduced to no more than 90 days from the date of the Apportionment."

Attachment B
Unfunded Approvals Receiving Priority Funding Apportionments

SCHOOL FACILITY PROGRAM
State Allocation Board Meeting, May 29, 2024

County	School District	Application Number	Program	Approval	Received Date	SAB Unfunded Approval	Financial Hardship Apportionment	Loan	State Share	Total Apportionment	Cumulative Amount	Prop. 1A	Prop. 47	Prop. 55	Prop. 1D	Prop. 51	Submitted Certification Letter November 2023	Grant Agreement Received as of 04/04/2024	
SANTA CLARA	GILROY UNIFIED	54/69484-00-003	Charter	D	6/2/2022	10/26/2022	0.00	186,440.70	186,440.70	372,881.40	372,881.40	0.00	0.00	0.00	0.00	372,881.40	Yes	Yes	
SANTA CLARA	GILROY UNIFIED	54/69484-00-004	Charter	D	6/2/2022	10/26/2022	0.00	88,864.10	88,864.10	177,728.20	550,609.60	0.00	0.00	0.00	0.00	177,728.20	Yes	Yes	
ALAMEDA	OAKLAND UNIFIED	54/61259-00-012	Charter	D	6/3/2022	10/26/2022	0.00	1,434,748.20	1,434,748.20	2,869,496.40	3,420,106.00	0.00	0.00	1,434,748.20	0.00	1,434,748.20	Yes	Yes	
MENDOCINO	POINT ARENA JOINT UNION HIGH	54/65599-00-001	Charter	D	6/3/2022	7/25/2023	0.00	35,765.50	35,765.50	71,531.00	3,491,637.00	0.00	0.00	0.00	0.00	71,531.00	Yes	Yes	
SACRAMENTO	NATOMAS UNIFIED	54/75283-00-012	Charter	D	6/3/2022	9/27/2023	0.00	0.00	1,145,642.00	1,145,642.00	4,637,279.00	0.00	1,145,642.00	0.00	0.00	0.00	0.00	Yes	Yes
SACRAMENTO	NATOMAS UNIFIED	54/75283-00-013	Charter	D	6/3/2022	9/27/2023	0.00	0.00	313,426.10	313,426.10	4,950,705.10	0.00	0.00	0.00	0.00	313,426.10	Yes	Yes	
LOS ANGELES	LOS ANGELES UNIFIED	54/64733-00-104	Charter	S	5/2/2022	10/23/2023	0.00	4,940,000.00	4,940,000.00	9,880,000.00	14,830,705.10	0.00	0.00	0.00	4,940,000.00	4,940,000.00	Yes	Yes	
SOLANO	VALLEJO CITY UNIFIED	54/70581-00-004	Charter	G	2/28/2023	12/4/2023	0.00	317,285.80	317,285.80	634,571.60	15,465,276.70	0.00	317,285.80	0.00	0.00	317,285.80	Yes	Yes	
SOLANO	VALLEJO CITY UNIFIED	54/70581-00-005	Charter	G	2/28/2023	12/4/2023	0.00	14,778,952.70	14,778,952.70	29,557,905.40	45,023,182.10	0.00	2,494,126.01	6,498,918.81	5,750,874.51	14,813,986.07	Yes	Yes	
SOLANO	VALLEJO CITY UNIFIED	54/70581-00-006	Charter	G	2/28/2023	12/4/2023	0.00	21,326,412.90	21,326,412.90	42,652,825.80	87,676,007.90	0.00	590,900.00	2,315,550.00	18,419,962.90	21,326,412.90	Yes	Yes	
SOLANO	VALLEJO CITY UNIFIED	54/70581-00-007	Charter	G	2/28/2023	12/4/2023	0.00	576,990.20	576,990.20	1,153,980.40	88,829,988.30	0.00	0.00	0.00	1,028,832.40	124,148.00	Yes	Yes	
Total								\$0.00	\$43,685,466.10	\$45,144,828.20	\$88,829,988.30	\$0.00	\$4,547,953.81	\$10,249,217.01	\$30,140,669.81	\$43,892,147.67			

D = Design grant only
S = Site grant only
J = Site and Design grant only
G = Full funding grant
L = Closeout



Proposition 1A
Proposition 47
Proposition 55
Proposition 1D
Proposition 51

Attachment C
 All Unfunded Approvals as of April 3, 2024
 SCHOOL FACILITY PROGRAM
 State Allocation Board Meeting, May 29, 2024

County	School District	Application Number	Program	Approval	Received Date	SAB Unfunded Approval	Financial Hardship Apportionment	Loan	State Share	Total Apportionment	Cumulative Amount	Prop. 1A	Prop. 47	Prop. 55	Prop. 1D	Prop. 51	Submitted Certification Letter November 2023	Grant Agreement Received as of 04/04/2024	
SANTA CLARA	GILROY UNIFIED	54/69484-00-003	Charter	D	6/2/2022	10/26/2022	0.00	186,440.70	186,440.70	372,881.40	372,881.40	0.00	0.00	0.00	0.00	372,881.40	Yes	Yes	
SANTA CLARA	GILROY UNIFIED	54/69484-00-004	Charter	D	6/2/2022	10/26/2022	0.00	88,864.10	88,864.10	177,728.20	550,609.60	0.00	0.00	0.00	0.00	177,728.20	Yes	Yes	
ALAMEDA	OAKLAND UNIFIED	54/61259-00-012	Charter	D	6/3/2022	10/26/2022	0.00	1,434,748.20	1,434,748.20	2,869,496.40	3,420,106.00	0.00	0.00	1,434,748.20	0.00	1,434,748.20	Yes	Yes	
SACRAMENTO	SACRAMENTO CITY UNIFIED	54/67439-00-009	Charter	D	6/3/2022	10/26/2022	0.00	538,007.10	538,007.10	1,076,014.20	4,496,120.20	0.00	0.00	0.00	0.00	1,076,014.20	No	No	
MENDOCINO	POINT ARENA JOINT UNION HIGH	54/65599-00-001	Charter	D	6/3/2022	7/25/2023	0.00	35,765.50	35,765.50	71,531.00	4,567,651.20	0.00	0.00	0.00	0.00	71,531.00	Yes	Yes	
SAN DIEGO	SAN DIEGO UNIFIED	54/68338-02-003	Charter	D	6/3/2022	7/25/2023	0.00	0.00	836,553.50	836,553.50	5,404,204.70	0.00	0.00	0.00	836,553.50	0.00	No	Yes	
SAN DIEGO	SAN DIEGO UNIFIED	54/68338-02-004	Charter	D	6/3/2022	7/25/2023	0.00	0.00	715,159.50	715,159.50	6,119,364.20	0.00	0.00	0.00	715,159.50	0.00	No	Yes	
SACRAMENTO	NATOMAS UNIFIED	54/75283-00-012	Charter	D	6/3/2022	9/27/2023	0.00	0.00	1,145,642.00	1,145,642.00	7,285,006.20	0.00	1,145,642.00	0.00	0.00	0.00	0.00	Yes	Yes
SACRAMENTO	NATOMAS UNIFIED	54/75283-00-013	Charter	D	6/3/2022	9/27/2023	0.00	0.00	313,426.10	313,426.10	7,578,432.30	0.00	0.00	0.00	0.00	313,426.10	Yes	Yes	
LOS ANGELES	LOS ANGELES UNIFIED	54/64733-00-104	Charter	S	5/2/2022	10/23/2023	0.00	4,940,000.00	4,940,000.00	9,880,000.00	17,458,432.30	0.00	0.00	0.00	4,940,000.00	4,940,000.00	Yes	Yes	
SAN DIEGO	SAN DIEGO UNIFIED	54/68338-06-001	Charter	D	6/3/2022	12/4/2023	0.00	0.00	1,258,718.70	1,258,718.70	18,717,151.00	0.00	0.00	0.00	1,258,718.70	0.00	No	No	
SAN DIEGO	SAN DIEGO UNIFIED	54/68338-06-002	Charter	D	6/3/2022	12/4/2023	0.00	0.00	376,548.00	376,548.00	19,093,699.00	0.00	0.00	0.00	376,548.00	0.00	No	No	
SANTA BARBARA	LOMPOC UNIFIED	54/69229-00-001	Charter	G	1/23/2023	12/4/2023	0.00	0.00	6,233,584.20	6,233,584.20	25,327,283.20	0.00	0.00	0.00	0.00	6,233,584.20	No	No	
SOLANO	VALLEJO CITY UNIFIED	54/70581-00-004	Charter	G	2/28/2023	12/4/2023	0.00	317,285.80	317,285.80	634,571.60	25,961,854.80	0.00	0.00	0.00	0.00	317,285.80	Yes	Yes	
SOLANO	VALLEJO CITY UNIFIED	54/70581-00-005	Charter	G	2/28/2023	12/4/2023	0.00	14,778,952.70	14,778,952.70	29,557,905.40	55,519,760.20	0.00	2,494,126.01	6,488,919.81	5,750,874.51	14,813,986.07	Yes	Yes	
SOLANO	VALLEJO CITY UNIFIED	54/70581-00-006	Charter	G	2/28/2023	12/4/2023	0.00	21,326,412.90	21,326,412.90	42,652,825.80	98,172,586.00	0.00	590,900.00	2,315,550.00	18,419,962.90	21,326,412.90	Yes	Yes	
SOLANO	VALLEJO CITY UNIFIED	54/70581-00-007	Charter	G	2/28/2023	12/4/2023	0.00	576,990.20	576,990.20	1,153,980.40	99,326,566.40	0.00	0.00	0.00	1,029,832.40	124,148.00	Yes	Yes	
SACRAMENTO	TWIN RIVERS UNIFIED	54/76505-00-009	Charter	D	6/3/2022	2/28/2024	0.00	917,792.00	917,792.00	1,835,584.00	101,162,150.40	0.00	0.00	530,640.00	124,148.00	1,180,796.00	No	Yes	
LOS ANGELES	LOS ANGELES UNIFIED	54/64733-00-103	Charter	G	11/28/2022	3/3/2024	0.00	5,659,700.00	16,549,030.04	22,208,730.04	123,370,880.44	0.00	334,359.00	1,977,465.00	14,237,206.04	5,659,700.00	No	Yes	
SAN DIEGO	SAN DIEGO UNIFIED	54/68338-00-007	Charter	G	1/20/2023	3/3/2024	0.00	0.00	15,125,975.90	15,125,975.90	138,496,856.34	0.00	0.00	0.00	0.00	15,125,975.90	No	Yes	
Total								\$0.00	\$50,800,999.20	\$87,695,897.14	\$138,496,856.34		\$0.00	\$4,882,312.81	\$12,757,322.01	\$47,689,003.55	\$73,168,217.97		

D = Design grant only
 S = Site grant only
 J = Site and Design grant only
 G = Full funding grant
 L = Closeout

Proposition 1A
 Proposition 47
 Proposition 55
 Proposition 1D
 Proposition 51

APPLICANT DATA

Applicant:	Navigator Schools	PTN:	69484-131
Application No:	54/69484-00-003	County:	Santa Clara
School Name:	Gilroy Prep	District:	Gilroy Unified
		Filing Basis:	District Wide

HISTORY OF PROJECT FUNDING

	Fund Code	Proposition	Previously Authorized	Authorized This Action	State Apportionment This Action
State Share					
CSFP Grant	951-540	51	\$ 1,864,407.00	\$ (186,440.70)	
CSFP Grant	051-540	51		186,440.70	\$ 186,440.70
Applicant Share					
CSFA Lease Amount	951-544	51	1,864,407.00	(186,440.70)	
CSFA Lease Amount	051-544	51		186,440.70	186,440.70
Total			\$ 3,728,814.00	\$ 0.00	\$ 372,881.40
Funding Source:	Proposition 51 Bonds/2016-Nov.				

APPLICATION DATA

Type of Project:	Middle School
Pupils Assigned:	K-6 50
Number of Classrooms:	2
Addition to an Existing Site:	Yes
Recommended Acres:	10.1
Master Plan Acres	
Proposed Acres:	
Existing Acres:	9.38

PROGRAM GRANT DATA

Base Grant	\$ 734,900.00
Site Development	\$ 656,600.00
Small Size	\$ 88,188.00
Inflator Factor	\$ 384,719.00
Total State Share (50%)	\$ 1,864,407.00
Applicant Share (50%)	\$ 1,864,407.00
Total Project Cost	\$ 3,728,814.00

STIPULATED TERMS & NEXT STEPS

Pursuant to the Board’s action on May 29, 2024, the Applicant is required to submit a complete Fund Release Authorization (Form SAB 50-05) on or before August 27, 2024, otherwise, the apportionment will be rescinded without further Board action and will receive a new Unfunded Approval date of August 27, 2024.

The Form SAB 50-05 must be signed by the designated Applicant Representative and must be received by the Office of Public School Construction prior to 11:59 p.m. on August 27, 2024. The form may be submitted electronically via OPSC Online or via email to OPSCApplicationReviewTeam@dgs.ca.gov. OPSC will continue to accept hard copy versions that are mailed or hand delivered to the Office of Public School Construction at 707 Third Street, 4th Floor, West Sacramento, CA 95605.

The Applicant shall ensure that it is in compliance with all applicable laws, regulations and certifications it made on the program forms.

The Applicant is required to submit a signed Grant Agreement pursuant to School Facility Program Regulation Section 1859.90.4 for the project prior to or concurrent with a request for the release of funds.

The Applicant is responsible for ensuring that the project is compliant with Prevailing Wage Monitoring and/or Labor Compliance Program requirements at the time construction contracts are executed and/or construction commenced.

The above Charter School Grant is a maximum reservation of funding for each of the construction and site acquisition amounts (50 percent State share amount) and is not intended to reflect the actual project costs at the time the project is converted to a Final Charter School Apportionment (FCSA). The FCSA shall be based on SAB regulation allowances established at the time the project is converted and shall not exceed the maximum amounts in each category.

The Applicant is receiving \$372,881.40 in advance funding for design costs.

APPLICANT DATA

Applicant:	Navigator Schools	PTN:	69484-131
Application No:	54/69484-00-004	County:	Santa Clara
School Name:	Gilroy Prep	District:	Gilroy Unified

HISTORY OF PROJECT FUNDING

	Fund Code	Proposition	Previously Authorized	Authorized This Action	State Apportionment This Action
State Share					
CSFP Grant	951-540	51	\$ 888,641.00	\$ (88,864.10)	
CSFP Grant	051-540	51		88,864.10	\$ 88,864.10
Applicant Share					
CSFA Lease Amount	951-544	51	888,641.00	(88,864.10)	
CSFA Lease Amount	051-544	51		88,864.10	88,864.10
Total			\$ 1,777,282.00	\$ 0.00	\$ 177,728.20

Funding Source: Proposition 51 Bonds/2016-Nov.

APPLICATION DATA

Type of Project:	Middle School
Toilet Square Feet:	503
Other Square Feet:	4,676
Number of Classrooms:	2
Recommended Acres:	10.10
Existing Acres:	9.38

PROGRAM GRANT DATA

Base Grant	\$ 734,900.00
Small Size	\$ 88,188.00
Inflator	\$ 214,003.00
Off-Set for 57/69484-00-003	\$ (148,450.00)
Total State Share (50%)	\$ 888,641.00
Applicant Share (50%)	\$ 888,641.00
Total Project Cost	\$ 1,777,282.00

STIPULATED TERMS & NEXT STEPS

Pursuant to the Board's action on May 29, 2024, the Applicant is required to submit a complete Fund Release Authorization (Form SAB 50-05) on or before August 27, 2024, otherwise, the apportionment will be rescinded without further Board action and will receive a new Unfunded Approval date of August 27, 2024.

The Form SAB 50-05 must be signed by the designated Applicant Representative and must be received by the Office of Public School Construction prior to 11:59 p.m. on August 27, 2024. The form may be submitted electronically via OPSC Online or via email to OPSCApplicationReviewTeam@dgs.ca.gov. OPSC will continue to accept hard copy versions that are mailed or hand delivered to the Office of Public School Construction at 707 Third Street, 4th Floor, West Sacramento, CA 95605.

The Applicant shall ensure that it is in compliance with all applicable laws, regulations and certifications it made on the program forms.

The Applicant is required to submit a signed Grant Agreement pursuant to School Facility Program Regulation Section 1859.90.4 for the project prior to or concurrent with a request for the release of funds.

The Applicant is responsible for ensuring that the project is compliant with Prevailing Wage Monitoring and/or Labor Compliance Program requirements at the time construction contracts are executed and/or construction commenced.

The above Charter School Grant is a maximum reservation of funding for each of the construction and site acquisition amounts (50 percent State share amount) and is not intended to reflect the actual project costs at the time the project is converted to a Final Charter School Apportionment (FCSA). The FCSA shall be based on SAB regulation allowances established at the time the project is converted and shall not exceed the maximum amounts in each category.

The base grant was capped at the new construction capacity of the project as required by School Facility Program Regulation Section 1859.163.5.

The Applicant is receiving \$177,728.20 in advance funding for design costs.

APPLICANT DATA

Applicant:	Education for Change	PTN:	10017-16
Application No:	54/61259-00-012	County:	Alameda
School Name:	Cox Academy	District:	Oakland Unified

HISTORY OF PROJECT FUNDING

	Fund Code	Proposition	Previously Authorized	Authorized This Action	State Apportionment This Action
State Share					
CSFP Grant	955-540	55	\$ 10,793,672.00	\$ (1,434,748.20)	
CSFP Grant	957-540	1D	3,553,810.00		
CSFP Grant	055-540	55		1,434,748.20	\$ 1,434,748.20
Applicant Share					
CSFA Lease Amount	951-544	51	14,347,482.00	(1,434,748.20)	
CSFA Lease Amount	051-544	51		1,434,748.20	1,434,748.20
Total			\$ 28,694,964.00	\$ 0.00	\$ 2,869,496.40

Funding Sources: Prop. 55 Bonds/2004-Mar.; Prop. 1D Bonds/2006-Nov.; Prop. 51 Bonds/2016-Nov.

APPLICATION DATA

PROGRAM GRANT DATA

Type of Project:	Elementary School	Base Grant	\$ 9,553,700.00
Toilet Square Feet:	2,088	Urban Security	\$ 1,833,188.00
Other Square Feet:	46,271	Inflator Factor	\$ 2,960,594.00
Number of Classrooms:	26	Total State Share (50%)	\$ 14,347,482.00
Recommended Acres:	9.7	Applicant Share (50%)	\$ 14,347,482.00
Existing Acres:	4.6	Total Project Cost	\$ 28,694,964.00

STIPULATED TERMS & NEXT STEPS

Pursuant to the Board’s action on May 29, 2024, the Applicant is required to submit a complete Fund Release Authorization (Form SAB 50-05) on or before August 27, 2024, otherwise, the apportionment will be rescinded without further Board action and will receive a new Unfunded Approval date of August 27, 2024.

The Form SAB 50-05 must be signed by the designated Applicant Representative and must be received by the Office of Public School Construction prior to 11:59 p.m. on August 27, 2024. The form may be submitted electronically via OPSC Online or via email to OPSCApplicationReviewTeam@dgs.ca.gov. OPSC will continue to accept hard copy versions that are mailed or hand delivered to the Office of Public School Construction at 707 Third Street, 4th Floor, West Sacramento, CA 95605.

The Applicant shall ensure that it is in compliance with all applicable laws, regulations and certifications it made on the program forms.

The Applicant is required to submit a signed Grant Agreement pursuant to School Facility Program Regulation Section 1859.90.4 for the project prior to or concurrent with a request for the release of funds.

The Applicant is responsible for ensuring that the project is compliant with Prevailing Wage Monitoring and/or Labor Compliance Program requirements at the time construction contracts are executed and/or construction commenced.

The above Charter School Grant is a maximum reservation of funding for each of the construction and site acquisition amounts (50 percent State share amount) and is not intended to reflect the actual project costs at the time the project is converted to a Final Charter School Apportionment (FCSA). The FCSA shall be based on SAB regulation allowances established at the time the project is converted and shall not exceed the maximum amounts in each category.

The base grant was capped at the new construction capacity of the project as required by School Facility Program Regulation Section 1859.163.5.

The Applicant is receiving \$2,869,496.40 in advance funding for design costs.

APPLICANT DATA

Applicant:	Pacific Community Charter	PTN:	65557-6
Application No:	54/65599-00-001	County:	Mendocino
School Name:	Pacific Community Charter	District:	Point Arena Joint Union High

HISTORY OF PROJECT FUNDING

	Fund Code	Proposition	Previously Approved	Authorized This Action	State Apportionment This Action
State Share					
CSFP Grant	951-540	51	\$ 357,655.00	\$ (35,765.50)	
CSFP Grant	051-540	51		35,765.50	\$ 35,765.50
Applicant Share					
CSFA Lease Amount	951-544	51	357,655.00	(35,765.50)	
CSFA Lease Amount	051-544	51		35,765.50	35,765.50
Total			\$ 715,310.00	\$ 0.00	\$ 71,531.00

Funding Source: Proposition 51 Bonds/2016-Nov.

APPLICATION DATA

Type of Project:	High School
Toilet Square Feet:	
Other Square Feet:	960
Number of Classrooms:	1
Recommended Acres:	1
Existing Acres:	20

PROGRAM GRANT DATA

Base Grant	\$ 230,400.00
Geographic Location	\$ 25,805.00
Small Size	\$ 27,648.00
Inflator Factor	\$ 73,802.00
Total State Share (50%)	\$ 357,655.00
Applicant Share (50%)	\$ 357,655.00
Total Project Cost	\$ 715,310.00

STIPULATED TERMS & NEXT STEPS

Pursuant to the Board's action on May 29, 2024, the Applicant is required to submit a complete Fund Release Authorization (Form SAB 50-05) on or before August 27, 2024, otherwise, the apportionment will be rescinded without further Board action and will receive a new Unfunded Approval date of August 27, 2024.

The Form SAB 50-05 must be signed by the designated Applicant Representative and must be received by the Office of Public School Construction prior to 11:59 p.m. on August 27, 2024. The form may be submitted electronically via OPSC Online or via email to OPSCApplicationReviewTeam@dgs.ca.gov. OPSC will continue to accept hard copy versions that are mailed or hand delivered to the Office of Public School Construction at 707 Third Street, 4th Floor, West Sacramento, CA 95605.

The Applicant shall ensure that it is in compliance with all applicable laws, regulations and certifications it made on the program forms.

The Applicant is required to submit a signed Grant Agreement pursuant to School Facility Program Regulation Section 1859.90.4 for the project prior to or concurrent with a request for the release of funds.

The Applicant is responsible for ensuring that the project is compliant with Prevailing Wage Monitoring and/or Labor Compliance Program requirements at the time construction contracts are executed and/or construction commenced.

The above Charter School Grant is a maximum reservation of funding for each of the construction and site acquisition amounts (50 percent State share amount) and is not intended to reflect the actual project costs at the time the project is converted to a Final Charter School Apportionment (FCSA). The FCSA shall be based on SAB regulation allowances established at the time the project is converted and shall not exceed the maximum amounts in each category.

The Applicant is receiving \$71,531.00 in advance funding for design costs.

APPLICANT DATA

Applicant:	Natomas Unified	PTN:	75283-142
Application No:	54/75283-00-012	County:	Sacramento
School Name:	Natomas Pacific Pathways Preparatory	District:	Natomas Unified
		Filing Basis:	District Wide

HISTORY OF PROJECT FUNDING

	Fund Code	Proposition	Previously Authorized	Authorized This Action	State Apportionment This Action
State Share					
CSFP Grant	947-510	47	\$ 2,433,067.00	\$ (1,145,642.00)	
CSFP Grant	955-540	55	2,381,006.00		
CSFP Grant	957-540	1D	2,040,920.00		
CSFP Grant	951-540	51	4,601,427.00		
CSFP Grant	047-510	47		1,145,642.00	\$ 1,145,642.00
Applicant Share					
Cash Contribution			11,456,420.00		
Total			\$ 22,912,840.00	\$ 0.00	\$ 1,145,642.00
Funding Sources: Prop. 47 Bonds/2002-Nov.; Prop. 55 Bonds/2004-Mar.; Prop. 1D Bonds/2006-Nov.; Prop. 51 Bonds/2016-Nov.					

APPLICATION DATA

Type of Project:	Elementary School
Pupils Assigned:	K-6 325
Number of Classrooms:	13
Addition to an Existing Site:	Yes
Recommended Acres:	10.1
Master Plan Acres	
Proposed Acres:	
Existing Acres:	4.34

PROGRAM GRANT DATA

Base Grant	\$ 5,221,125.00
Multilevel Construction	\$ 626,535.00
Site Development	\$ 1,077,791.00
Urban Security	\$ 1,819,908.00
Inflator Factor	\$ 2,711,061.00
Total State Share (50%)	\$ 11,456,420.00
Applicant Share (50%)	\$ 11,456,420.00
Total Project Cost	\$ 22,912,840.00

STIPULATED TERMS & NEXT STEPS

Pursuant to the Board's action on May 29, 2024, the Applicant is required to submit a complete Fund Release Authorization (Form SAB 50-05) on or before August 27, 2024, otherwise, the apportionment will be rescinded without further Board action and will receive a new Unfunded Approval date of August 27, 2024.

The Form SAB 50-05 must be signed by the designated Applicant Representative and must be received by the Office of Public School Construction prior to 11:59 p.m. on August 27, 2024. The form may be submitted electronically via OPSC Online or via email to OPSCApplicationReviewTeam@dgs.ca.gov. OPSC will continue to accept hard copy versions that are mailed or hand delivered to the Office of Public School Construction at 707 Third Street, 4th Floor, West Sacramento, CA 95605.

The Applicant shall ensure that it is in compliance with all applicable laws, regulations and certifications it made on the program forms.

The Applicant is required to submit a signed Grant Agreement pursuant to School Facility Program Regulation Section 1859.90.4 for the project prior to or concurrent with a request for the release of funds.

The Applicant is responsible for ensuring that the project is compliant with Prevailing Wage Monitoring and/or Labor Compliance Program requirements at the time construction contracts are executed and/or construction commenced.

The above Charter School Grant is a maximum reservation of funding for each of the construction and site acquisition amounts (50 percent State share amount) and is not intended to reflect the actual project costs at the time the project is converted to a Final Charter School Apportionment (FCSA). The FCSA shall be based on SAB regulation allowances established at the time the project is converted and shall not exceed the maximum amounts in each category.

The Applicant is receiving \$1,145,642.00 in advance funding for design costs.

APPLICANT DATA

Applicant:	Natomas Unified	PTN:	75283-142
Application No:	54/75283-00-013	County:	Sacramento
School Name:	Natomas Pacific Pathways Preparatory	District:	Natomas Unified
		Filing Basis:	District Wide

HISTORY OF PROJECT FUNDING

	Fund Code	Proposition	Previously Authorized	Authorized This Action	State Apportionment This Action
State Share					
CSFP Grant	951-540	51	\$ 3,134,261.00	\$ (313,426.10)	
CSFP Grant	051-540	51		313,426.10	\$ 313,426.10
Applicant Share					
Cash Contribution			3,134,261.00		
Total			\$ 6,268,522.00	\$ 0.00	\$ 313,426.10
Funding Source:	Proposition 51 Bonds/2016 - Nov.				

APPLICATION DATA

Type of Project:	Elementary School
Toilet Square Feet:	584
Other Square Feet:	6,520
Number of Classrooms:	6
Recommended Acres:	10.1
Existing Acres:	4.34

PROGRAM GRANT DATA

Base Grant	\$ 1,982,720.00
Urban Security	\$ 409,846.00
Inflator Factor	\$ 741,695.00
Total State Share (50%)	\$ 3,134,261.00
Applicant Share (50%)	\$ 3,134,261.00
Total Project Cost	\$ 6,268,522.00

STIPULATED TERMS & NEXT STEPS

Pursuant to the Board's action on May 29, 2024, the Applicant is required to submit a complete Fund Release Authorization (Form SAB 50-05) on or before August 27, 2024, otherwise, the apportionment will be rescinded without further Board action and will receive a new Unfunded Approval date of August 27, 2024.

The Form SAB 50-05 must be signed by the designated Applicant Representative and must be received by the Office of Public School Construction prior to 11:59 p.m. on August 27, 2024. The form may be submitted electronically via OPSC Online or via email to OPSCApplicationReviewTeam@dgs.ca.gov. OPSC will continue to accept hard copy versions that are mailed or hand delivered to the Office of Public School Construction at 707 Third Street, 4th Floor, West Sacramento, CA 95605.

The Applicant shall ensure that it is in compliance with all applicable laws, regulations and certifications it made on the program forms.

The Applicant is required to submit a signed Grant Agreement pursuant to School Facility Program Regulation Section 1859.90.4 for the project prior to or concurrent with a request for the release of funds.

The Applicant is responsible for ensuring that the project is compliant with Prevailing Wage Monitoring and/or Labor Compliance Program requirements at the time construction contracts are executed and/or construction commenced.

The above Charter School Grant is a maximum reservation of funding for each of the construction and site acquisition amounts (50 percent State share amount) and is not intended to reflect the actual project costs at the time the project is converted to a Final Charter School Apportionment (FCSA). The FCSA shall be based on SAB regulation allowances established at the time the project is converted and shall not exceed the maximum amounts in each category.

The Applicant is receiving \$313,426.10 in advance funding for design costs.

APPLICANT DATA

Applicant:	Magnolia Science Academy 5	PTN:	10199-45
Application No:	54/64733-00-104	County:	Los Angeles
School Name:	Magnolia Science Academy 5	District:	Los Angeles Unified
		Filing Basis:	District Wide

HISTORY OF PROJECT FUNDING

	Fund Code	Proposition	Previously Authorized	Authorized This Action	State Apportionment This Action
State Share					
CSFP Grant	957-540	1D	\$ 23,439,799.40	\$ (4,940,000.00)	
CSFP Grant	057-540	1D	1,976,366.60	4,940,000.00	\$ 4,940,000.00
Applicant Share					
CSFA Lease Amount	951-544	51	23,439,799.40	(4,940,000.00)	
CSFA Lease Amount	051-544	51	1,976,366.60	4,940,000.00	4,940,000.00
Total			\$ 50,832,332.00	\$ 0.00	\$ 9,880,000.00

Funding Sources: Proposition 1D Bonds/2006-Nov.; Proposition 51 Bonds/2016-Nov.

APPLICATION DATA

Type of Project:	High School
Pupils Assigned:	K-6 75 7-8 135 9-12 243
Number of Classrooms:	17
Addition to an Existing Site:	No
Recommended Acres:	23.2
Master Plan Acres	
Proposed Acres:	1.74
Existing Acres:	

PROGRAM GRANT DATA

Base Grant	\$ 8,067,060.00
Multilevel Construction (17 CRs)	\$ 968,047.00
Site Acquisition	\$ 4,750,000.00
2 Percent	\$ 190,000.00
DTSC	\$ 712,500.00
Site Development	\$ 121,800.00
General Site	\$ 380,232.00
Urban Security	\$ 6,148,310.00
Inflator Factor	\$ 4,078,217.00
Total State Share (50%)	\$ 25,416,166.00
Applicant Share (50%)	\$ 25,416,166.00
Total Project Cost	\$ 50,832,332.00

STIPULATED TERMS & NEXT STEPS

Pursuant to the Board's action on May 29, 2024, the Applicant is required to submit a complete Fund Release Authorization (Form SAB 50-05) on or before November 25, 2024, otherwise, the apportionment will be rescinded without further Board action and will receive a new Unfunded Approval date of November 25, 2024.

The Form SAB 50-05 must be signed by the designated Applicant Representative and must be received by the Office of Public School Construction prior to 11:59 p.m. on November 25, 2024. The form may be submitted electronically via OPSC Online or via email to OPSCApplicationReviewTeam@dgs.ca.gov. OPSC will continue to accept hard copy versions that are mailed or hand delivered to the Office of Public School Construction at 707 Third Street, 4th Floor, West Sacramento, CA 95605.

The Applicant shall ensure that it is in compliance with all applicable laws, regulations and certifications it made on the program forms. The Applicant is required to submit a signed Grant Agreement pursuant to School Facility Program Regulation Section 1859.90.4 for the project prior to or concurrent with a request for the release of funds.

The Applicant is responsible for ensuring that the project is compliant with Prevailing Wage Monitoring and/or Labor Compliance Program requirements at the time construction contracts are executed and/or construction commenced.

The above Charter School Grant is a maximum reservation of funding for each of the construction and site acquisition amounts (50 percent State share amount) and is not intended to reflect the actual project costs at the time the project is converted to a Final Charter School Apportionment (FCSA). The FCSA shall be based on SAB regulation allowances established at the time the project is converted and shall not exceed the maximum amounts in each category.

The Applicant is receiving \$9,880,000.00 in advance funding for site costs. The Applicant previously received \$3,952,733.20 in advance funding for design costs.

APPLICANT DATA

Applicant:	Griffin Technology Academies	PTN:	70581-95
Application No:	54/70581-00-004	County:	Solano
School Name:	Mare Island Technology Academy	District:	Vallejo City Unified

HISTORY OF PROJECT FUNDING

	Fund Code	Proposition	Previously Authorized	Authorized This Action	State Apportionment This Action
State Share					
CSFP Rehab/Add. Grant	947-510	47	\$ 317,285.80	\$ (317,285.80)	
CSFP Rehab/Add. Grant	047-510	47	22,306.20	317,285.80	\$ 317,285.80
Applicant Share					
CSFA Lease Amount	051-544	51		317,285.80	317,285.80
CSFA Lease Amount	047-510	47	22,306.20		
CSFA Lease Amount	951-544	51	317,285.80	(317,285.80)	
Cash Contribution					
Total			\$ 679,184.00	\$ 0.00	\$ 634,571.60
Funding Sources:	Proposition 47 Bonds/2002-Nov.; Proposition 51 Bonds/2016-Nov.				

APPLICATION DATA

Type of Project:	Middle School
Other Square Feet:	860
Toilet Square Feet:	100
Number of Classrooms:	1
Recommended Acres:	31
Existing Acres:	12.36

PROGRAM GRANT DATA

Base Grant	\$ 272,320.00
Urban Security	59,102.00
Accessibility/Fire	8,170.00
Total State Share (50%)	339,592.00
Applicant Share (50%)	339,592.00
Total Project Cost	\$ 679,184.00

STIPULATED TERMS & NEXT STEPS

Pursuant to the Board's action on May 29, 2024, the Applicant is required to submit a complete Fund Release Authorization (Form SAB 50-05) on or before August 27, 2024, otherwise, the apportionment will be rescinded without further Board action and will receive a new Unfunded Approval date of August 27, 2024.

The Form SAB 50-05 must be signed by the designated Applicant Representative and must be received by the Office of Public School Construction prior to 11:59 p.m. on August 27, 2024. The form may be submitted electronically via OPSC Online or via email to OPSCApplicationReviewTeam@dgs.ca.gov. OPSC will continue to accept hard copy versions that are mailed or hand delivered to the Office of Public School Construction at 707 Third Street, 4th Floor, West Sacramento, CA 95605.

The Applicant shall ensure that it is in compliance with all applicable laws, regulations and certifications it made on the program forms.

The Applicant is required to submit a signed Grant Agreement pursuant to School Facility Program Regulation Section 1859.90.4 for the project prior to or concurrent with a request for the release of funds.

The Applicant is responsible for ensuring that the project is compliant with Prevailing Wage Monitoring and/or Labor Compliance Program requirements at the time construction contracts are executed and/or construction commenced.

The Applicant previously received \$44,612.40 in advance funding for design costs.

APPLICANT DATA

Applicant:	Griffin Technology Academies	PTN:	70581-94
Application No:	54/70581-00-005	County:	Solano
School Name:	Mare Island Technology Academy	District:	Vallejo City Unified

HISTORY OF PROJECT FUNDING

	Fund Code	Proposition	Previously Authorized	Authorized This Action	State Apportionment This Action
State Share					
CSFP NC/Add. Grant	947-510	47	\$ 2,494,126.01	\$ (2,494,126.01)	
CSFP NC/Add. Grant	047-510	47		2,494,126.01	\$ 2,494,126.01
CSFP NC/Add. Grant	955-540	55	6,498,918.81	(6,498,918.81)	
CSFP NC/Add. Grant	055-540	55		6,498,918.81	6,498,918.81
CSFP NC/Add. Grant	957-540	1D	5,750,874.51	(5,750,874.51)	
CSFP NC/Add. Grant	057-540	1D	861,288.30	5,750,874.51	5,750,874.51
CSFP NC/Add. Grant	951-540	51	35,033.37	(35,033.37)	
CSFP NC/Add. Grant	051-540	51		35,033.37	35,033.37
Applicant Share					
CSFA Lease Amount	057-540	1D	861,288.30		
CSFA Lease Amount	951-544	51	14,778,952.70	(14,778,952.70)	
CSFA Lease Amount	051-544	51		14,778,952.70	14,778,952.70
Cash Contribution					
Total			\$ 31,280,482.00	\$ 0.00	\$ 29,557,905.40
Funding Sources: Proposition 47 Bonds/2002-Nov.; Prop. 55 Bonds/2004-Mar.; Prop. 1D Bonds/2006-Nov.; Prop. 51 Bonds/2016-Nov.					

APPLICATION DATA

Type of Project:	Middle School
Pupils Assigned:	7-8 486
	Non-Severe 26
Number of Classrooms:	20
Addition to Existing Site:	No
Recommended Acres:	31
Master Plan Acres	31
Proposed Acres:	12.36
Existing Acres:	

PROGRAM GRANT DATA

Base Grant	\$ 8,996,280.00
Multilevel	1,024,785.00
Service Site	1,431,813.00
Offsite	34,977.00
Utilities	508,068.00
Urban Security	3,460,910.00
Fire Detection/Alarm	13,632.00
Fire Sprinkler	169,776.00
Total State Share (50%)	15,640,241.00
Applicant Share (50%)	15,640,241.00
Total Project Cost	\$ 31,280,482.00

STIPULATED TERMS & NEXT STEPS

Pursuant to the Board's action on May 29, 2024, the Applicant is required to submit a complete Fund Release Authorization (Form SAB 50-05) on or before August 27, 2024, otherwise, the apportionment will be rescinded without further Board action and will receive a new Unfunded Approval date of August 27, 2024.

The Form SAB 50-05 must be signed by the designated Applicant Representative and must be received by the Office of Public School Construction prior to 11:59 p.m. on August 27, 2024. The form may be submitted electronically via OPSC Online or via email to OPSCApplicationReviewTeam@dgs.ca.gov. OPSC will continue to accept hard copy versions that are mailed or hand delivered to the Office of Public School Construction at 707 Third Street, 4th Floor, West Sacramento, CA 95605.

The Applicant shall ensure that it is in compliance with all applicable laws, regulations and certifications it made on the program forms.

The Applicant is required to submit a signed Grant Agreement pursuant to School Facility Program Regulation Section 1859.90.4 for the project prior to or concurrent with a request for the release of funds.

The Applicant is responsible for ensuring that the project is compliant with Prevailing Wage Monitoring and/or Labor Compliance Program requirements at the time construction contracts are executed and/or construction commenced.

The Applicant previously received \$1,722,576.60 in advance funding for design costs.

APPLICANT DATA

Applicant:	Griffin Technology Academies	PTN:	70581-96
Application No:	54/70581-00-006	County:	Solano
School Name:	MIT Academy	District:	Vallejo City Unified

HISTORY OF PROJECT FUNDING

	Fund Code	Proposition	Previously Authorized	Authorized This Action	State Apportionment This Action
State Share					
CSFP NC/Add. Grant	947-510	47	\$ 590,900.00	\$ (590,900.00)	
CSFP NC/Add. Grant	047-510	47		590,900.00	\$ 590,900.00
CSFP NC/Add. Grant	955-540	55	2,315,550.00	(2,315,550.00)	
CSFP NC/Add. Grant	055-540	55		2,315,550.00	2,315,550.00
CSFP NC/Add. Grant	957-540	1D	18,419,962.90	(18,419,962.90)	
CSFP NC/Add. Grant	057-540	1D		18,419,962.90	18,419,962.90
CSFP NC/Add. Grant	951-540	51			
CSFP NC/Add. Grant	051-540	51	1,447,484.10		
Applicant Share					
CSFA Lease Amount	947-510	47			
CSFA Lease Amount	955-540	55			
CSFA Lease Amount	957-540	1D			
CSFA Lease Amount	951-544	51	21,326,412.90	(21,326,412.90)	
CSFA Lease Amount	051-544	51	1,447,484.10	21,326,412.90	21,326,412.90
Cash Contribution					
Total			\$ 45,547,794.00	\$ 0.00	\$ 42,652,825.80
Funding Sources: Proposition 47 Bonds/2002-Nov.; Prop. 55 Bonds/2004-Mar.; Prop. 1D Bonds/2006-Nov.; Prop. 51 Bonds/2016-Nov.					

APPLICATION DATA

PROGRAM GRANT DATA

Type of Project:	High School	Base Grant	\$ 13,557,282.00
Pupils Assigned:	9-12 594	Multilevel	1,393,783.00
	Non-Severe 26	Service Site	1,717,503.00
Number of Classrooms:	24	Offsite	41,957.00
Addition to Existing Site:	No	Utilities	609,444.00
Recommended Acres:	31	Urban Security	5,215,548.00
Master Plan Acres	31	Fire Detection/Alarm	27,024.00
Proposed Acres:		Fire Sprinkler	211,356.00
Existing Acres:	12.36	Total State Share (50%)	22,773,897.00
		Applicant Share (50%)	22,773,897.00
		Total Project Cost	\$ 45,547,794.00

STIPULATED TERMS & NEXT STEPS

Pursuant to the Board's action on May 29, 2024, the Applicant is required to submit a complete Fund Release Authorization (Form SAB 50-05) on or before August 27, 2024, otherwise, the apportionment will be rescinded without further Board action and will receive a new Unfunded Approval date of August 27, 2024.

The Form SAB 50-05 must be signed by the designated Applicant Representative and must be received by the Office of Public School Construction prior to 11:59 p.m. on August 27, 2024. The form may be submitted electronically via OPSC Online or via email to OPSCApplicationReviewTeam@dgs.ca.gov. OPSC will continue to accept hard copy versions that are mailed or hand delivered to the Office of Public School Construction at 707 Third Street, 4th Floor, West Sacramento, CA 95605.

The Applicant shall ensure that it is in compliance with all applicable laws, regulations and certifications it made on the program forms.

The Applicant is required to submit a signed Grant Agreement pursuant to School Facility Program Regulation Section 1859.90.4 for the project prior to or concurrent with a request for the release of funds.

The Applicant is responsible for ensuring that the project is compliant with Prevailing Wage Monitoring and/or Labor Compliance Program requirements at the time construction contracts are executed and/or construction commenced.

The Applicant previously received \$2,894,968.20 in advance funding for design costs.

APPLICANT DATA

Applicant:	Griffin Technology Academies	PTN:	70581-97
Application No:	54/70581-00-007	County:	Solano
School Name:	MIT Academy	District:	Vallejo City Unified

HISTORY OF PROJECT FUNDING

	Fund Code	Proposition	Previously Authorized	Authorized This Action	State Apportionment This Action
State Share					
CSFP Rehab/Add. Grant	957-540	1D	\$ 576,990.20	\$ (576,990.20)	
CSFP Rehab/Add. Grant	057-540	1D	50,315.80	576,990.20	\$ 576,990.20
Applicant Share					
CSFA Lease Amount	957-540	1D	452,842.20	(452,842.20)	
CSFA Lease Amount	057-540	1D	50,315.80	452,842.20	452,842.20
CSFA Lease Amount	951-544	51	124,148.00	(124,148.00)	
CSFA Lease Amount	051-544	51		124,148.00	124,148.00
Cash Contribution					
Total			\$ 1,254,612.00	\$ 0.00	\$ 1,153,980.40
Funding Sources:	Proposition 1D Bonds/2006-Nov.; Proposition 51 Bonds/2016-Nov.				

APPLICATION DATA

Type of Project:	High School
Other Square Feet:	1,920
Toilet Square Feet:	
Number of Classrooms:	2
Recommended Acres:	31
Existing Acres:	12.36

PROGRAM GRANT DATA

Base Grant	\$ 503,040.00
Urban Security	109,175.00
Accessibility/Fire	15,091.00
Total State Share (50%)	627,306.00
Applicant Share (50%)	627,306.00
Total Project Cost	\$ 1,254,612.00

STIPULATED TERMS & NEXT STEPS

Pursuant to the Board's action on May 29, 2024, the Applicant is required to submit a complete Fund Release Authorization (Form SAB 50-05) on or before August 27, 2024, otherwise, the apportionment will be rescinded without further Board action and will receive a new Unfunded Approval date of August 27, 2024.

The Form SAB 50-05 must be signed by the designated Applicant Representative and must be received by the Office of Public School OPSCApplicationReviewTeam@dgs.ca.gov. OPSC will continue to accept hard copy versions that are mailed or hand delivered to the Office of Public School Construction at 707 Third Street, 4th Floor, West Sacramento, CA 95605.

The Applicant shall ensure that it is in compliance with all applicable laws, regulations and certifications it made on the program forms.

The Applicant is required to submit a signed Grant Agreement pursuant to School Facility Program Regulation Section 1859.90.4 for the project prior to or concurrent with a request for the release of funds.

The Applicant is responsible for ensuring that the project is compliant with Prevailing Wage Monitoring and/or Labor Compliance Program requirements at the time construction contracts are executed and/or construction commenced.

The Applicant previously received \$100,631.60 in advance funding for design costs.

Information Items

REPORT OF THE EXECUTIVE OFFICER
State Allocation Board Meeting, May 29, 2024

CONSTRUCTION COST INDICES COMPARISONS

PURPOSE OF REPORT

To present information on alternative construction cost indices that could be used for the annual adjustment to the School Facility Program (SFP) grants.

DESCRIPTION

At the January 2024 meeting, the State Allocation Board (Board) directed staff to research alternative construction cost indices that could be used for the annual adjustment to the SFP grants.

This item presents the Board with the research conducted on several construction cost indices for the Board's consideration. Staff has identified five construction cost indices from RS Means, Sierra West Group, Engineering-News Record, Vermeulens, and Turner Construction that are potentially accessible for the purpose of calculating an annual adjustment to SFP grants, and that meet the statutory and regulatory criteria for that purpose.

AUTHORITY

For New Construction funding, Education Code (EC) Section 17072.10(a) states, "The board shall determine the maximum total new construction grant eligibility of an applicant by multiplying the number of unhoused pupils calculated pursuant to Article 3 (commencing with Section 17071.75) in each school district with an approved application for new construction, by the per-unhoused-pupil grant as follows:

- (1) Five thousand two hundred dollars (\$5,200) for elementary school pupils.
- (2) Five thousand five hundred dollars (\$5,500) for middle school pupils.
- (3) Seven thousand two hundred dollars (\$7,200) for high school pupils."

For New Construction funding, EC Section 17072.10(b) states, "The board annually shall adjust the per-unhoused-pupil apportionment to reflect construction cost changes, as set forth in the statewide cost index for class B construction as determined by the board."

For Modernization funding, EC Section 17074.10(a) states, "The board shall determine the total funding eligibility of a school district for modernization funding by multiplying the following amounts by each pupil of that grade level housed in school buildings that satisfy the requirements of Section 17073.15:

- (1) Two thousand two hundred forty-six dollars (\$2,246) for each elementary pupil.
- (2) Two thousand three hundred seventy-six dollars (\$2,376) for each middle school pupil.
- (3) Three thousand one hundred ten dollars (\$3,110) for each high school pupil."

For Modernization funding, EC Section 17074.10(b) states, "The board shall annually adjust the factors set forth in subdivision (a) according to the adjustment for inflation set forth in the statewide cost index for class B construction, as determined by the board."

AUTHORITY (cont.)

Government Code Section 65995(b), paragraphs (1) and (2) establish limits on the amount of fees, charges, dedications, or other requirements authorized against construction within the boundaries of a school district, for the purpose of funding the construction or reconstruction of school facilities.

Government Code Section 65995(b)(3) states: “The amount of the limits set forth in paragraphs (1) and (2) shall be increased in 2000, and every two years thereafter, according to the adjustment for inflation set forth in the statewide cost index for class B construction, as determined by the State Allocation Board at its January meeting, which increase shall be effective as of the date of that meeting.”

Government Code Section 66452.6 states, in part:

(a)(1) An approved or conditionally approved tentative map shall expire 24 months after its approval or conditional approval, or after any additional period of time as may be prescribed by local ordinance, not to exceed an additional 24 months. However, if the subdivider is required to expend two hundred thirty-six thousand seven hundred ninety dollars (\$236,790) or more to construct, improve, or finance the construction or improvement of public improvements outside the property boundaries of the tentative map, excluding improvements of public rights-of-way that abut the boundary of the property to be subdivided and that are reasonably related to the development of that property, each filing of a final map authorized by Section 66456.1 shall extend the expiration of the approved or conditionally approved tentative map by 48 months from the date of its expiration, as provided in this section, or the date of the previously filed final map, whichever is later. The extensions shall not extend the tentative map more than 10 years from its approval or conditional approval. . .

(2) Commencing January 1, 2012, and each calendar year thereafter, the amount of two hundred thirty-six thousand seven hundred ninety dollars (\$236,790) shall be annually increased by operation of law according to the adjustment for inflation set forth in the statewide cost index for class B construction, as determined by the State Allocation Board at its January meeting. The effective date of each annual adjustment shall be March 1. The adjusted amount shall apply to tentative and vesting tentative maps whose applications were received after the effective date of the adjustment.

SFP Regulation Section 1859.2 Definitions states, “Class B Construction Cost Index” is a construction factor index for structures made of reinforced concrete or steel frames, concrete floors, and roofs, and accepted and used by the Board.”

SFP Regulation Section 1859.71 states, in part: “The new construction per-unhoused-pupil grant amount, as provided by Education Code Section 17072.10(a), will be adjusted annually based on the change in the Class B Construction Cost Index as approved by the Board each January...”

SFP Regulation Section 1859.78 states, in part: “The modernization per-unhoused-pupil grant amount, as provided by Education Code Section 17074.10(a), will be adjusted annually based on the change in the Class B Construction Cost Index as approved by the Board each January...”

BACKGROUND

Statute requires an annual adjustment to the per-unhoused-pupil grant amounts of the SFP based on the change in the statewide Class B Construction Cost Index as determined by the Board. SFP regulations specify that the Construction Cost Index adjustment is approved by the Board each January.

BACKGROUND (cont.)

Statute also specifies that the Construction Cost Index used by the Board for the annual adjustment to per-unhoused-pupil grant amounts is also used for the annual adjustment to the monetary threshold amount of public improvement costs that triggers an extension to the expiration of tentative maps, and the biennial adjustment to the maximum Level 1 developer fee.

In April 2015, staff presented three indices for the Board's consideration for the 2015 annual adjustment to SFP grants because the previously used index was no longer available. The available indices at that time included:

- RS Means
- Sierra West Current Construction Cost Index
- Engineering News-Record

As part of the 2015 item, staff presented per-pupil grant amounts that were calculated as if each index was used every year beginning in 1999. This was to provide a more accurate, historical calculation when considering which index to use moving forward. Staff recommended the Class B Construction Cost Index from RS Means because it was most reflective of construction costs in California. It included data from 12 cities within the state, while the other indices only used two cities in California. Additionally, RS Means used more construction materials when assessing costs than the other two indices. The Board adopted the RS Means index, which resulted in an increase of 4.27 percent for the 2015 SFP grants, after re-calculating the grants as if the RS Means index had been used each year from 1999 forward. In addition, the Board directed staff to bring back an item to discuss adoption of a new index on a permanent basis for 2016 and beyond.

At the January 2016 meeting, staff presented the Board with options to adopt a Class B Construction Cost Index on a permanent basis. The indices that were most representative of California remained the same as those presented in April 2015. In considering the information, the Board approved staff's recommendations, which based the annual adjustment for the 2016 SFP grants on the RS Means Construction Cost Index and adopted the RS Means Construction Cost Index on a permanent basis for all future annual SFP grant adjustments, as it was the most reflective of construction costs in California.

In each year since 2016, staff has presented the recommendation for the annual SFP grant adjustment based on the RS Means Construction Cost Index.

At the January 2024 meeting, the Board approved a decrease of 1.33 percent for the 2024 SFP grants based on the RS Means Construction Cost Index, and directed staff to research alternative construction cost indices that could be used for the annual adjustment to the SFP grants.

STAFF ANALYSIS/STATEMENTS

Following the January 2024 meeting, staff met with stakeholders to identify potential indices for inclusion in staff's research.

STAFF ANALYSIS/STATEMENTS (cont.)

Based on knowledge from prior research and stakeholder input, construction cost data from these companies was considered:

- RS Means
- Sierra West Group
- Engineering News-Record (ENR)
- Vermeulens
- Turner Construction
- Dodge Construction Network
- FMI Corporations
- CoreLogic (formerly Marshall & Swift)

RS Means, Sierra West Group, ENR, Vermeulens, and Turner Construction all use actual data from the prior year to calculate the change to be applied to the current year, whereas the other companies produce forecasting models that do not meet the statutory and regulatory criteria for use by the Board in the annual adjustments to the SFP grants.

During conversations with Dodge Construction Network and FMI Corporations, staff were informed by the company representatives that their respective companies do not provide a Class B Construction Cost Index that would meet the definition stated in SFP Regulation Section 1859.2. Dodge Construction Network stated that their company provides individualized project leads for construction projects and recommended staff consider RS Means and CoreLogic as potential construction cost indices to use for the Board's purposes. FMI Corporations stated that their company provides construction spending forecasts, industry insights, and consulting services, and recommended staff consider RS Means and ENR as potential construction cost indices to use for the Board's purposes.

CoreLogic was unable to provide staff with information to be considered.

As a result of the data staff collected, the indices available for the Board's consideration based on current statutory and regulatory requirements are as follows:

- RS Means
- Sierra West Group
- ENR
- Vermeulens
- Turner Construction

Each of these indices meets the SFP regulatory definition of a Class B Construction Cost Index. Attachment A presents a brief comparison of these indices. Additionally, the research results presented in this item include the rate of change year-over-year from 2015 to 2024 for all indices; and charts for comparison purposes that show the resulting new construction and modernization per-pupil grant amounts that would have been applicable as of the January 2024 meeting, if the Board had chosen to move forward with an alternate index at the January 2016 meeting.

STAFF ANALYSIS/STATEMENTS (cont.)

The rate of change year-over-year from 2015 to 2024 for each index is included below:

Index Rate of Change	RS Means	Sierra West Group	ENR	Vermeulens*	Turner Construction
2015 to 2016	2.79%	2.27%	0.54%	8%	5.78%
2016 to 2017	4.42%	1.54%	5.00%	7%	3.71%
2017 to 2018	4.17%	5.07%	3.50%	6%	5.17%
2018 to 2019	5.45%	2.81%	1.33%	5%	5.86%
2019 to 2020	2.08%	3.44%	4.65%	1%	5.09%
2020 to 2021	1.42%	3.31%	1.36%	8%	-0.51%
2021 to 2022	15.80%	3.83%	14.96%	12%	5.04%
2022 to 2023	9.30%	9.94%	13.43%	8%	8.29%
2023 to 2024	-1.33%	8.87%	4.69%	5%	4.73%
Net Rate of Change from 2015 to 2024	48.30%	45.66%	58.06%	64.99%	43.81%
Average Change Across All Indices	52.16%				
Difference from Average	-3.86%	-6.50%	+5.90%	+12.83%	-8.35%

*Vermeulens did not provide the annual indices and was only able to provide whole number percentage changes for their rate of change year-over-year. As a result, the net change from 2015 to 2024 for Vermeulens is calculated by a net change in the overall percentage instead of the overall change in the index number.

For comparison purposes, the following chart provides a summary of the resulting 2024 new construction per-pupil grant amounts for each grade level that would have been applicable if the Board had chosen to move forward with any one of these indices at the January 2016 meeting:

<u>2024 Resulting New Construction Pupil Grants</u>		Resulting Base Grants				
		RS Means	Sierra West Group	ENR	Vermeulens	Turner Construction
Grade Level	Regulation Section	Current Grant Per Pupil Effective 1-1-24	Hypothetical Grant Per Pupil Effective 1-1-24	Hypothetical Grant Per Pupil Effective 1-1-24	Hypothetical Grant Per Pupil Effective 1-1-24	Hypothetical Grant Per Pupil Effective 1-1-24
Elementary	1859.71	\$15,770	\$15,412	\$16,585	\$18,434	\$15,737
Middle	1859.71	\$16,679	\$16,299	\$17,541	\$19,496	\$16,645
High	1859.71	\$21,223	\$20,742	\$22,320	\$24,809	\$21,181
Special Day Class – Severe	1859.71.1	\$44,314	\$43,310	\$46,605	\$51,801	\$44,223
Special Day Class – Non-Severe	1859.71.1	\$29,637	\$28,964	\$31,169	\$34,643	\$29,578

STAFF ANALYSIS/STATEMENTS (cont.)

For comparison purposes, the following chart provides a summary of the resulting 2024 modernization per-pupil grant amounts for each grade level that would have been applicable if the Board had chosen to move forward with any one of these indices at the January 2016 meeting:

<u>2024 Resulting Modernization Pupil Grants</u>		Resulting Base Grants				
		RS Means	Sierra West Group	ENR	Vermeulens	Turner Construction
Grade Level	Regulation Section	Current Grant Per Pupil Effective 1-1-24	Hypothetical Grant Per Pupil Effective 1-1-24	Hypothetical Grant Per Pupil Effective 1-1-24	Hypothetical Grant Per Pupil Effective 1-1-24	Hypothetical Grant Per Pupil Effective 1-1-24
Elementary	1859.78	\$6,005	\$5,867	\$6,315	\$7,018	\$5,993
Middle	1859.78	\$6,350	\$6,209	\$6,683	\$7,426	\$6,339
High	1859.78	\$8,315	\$8,125	\$8,745	\$9,719	\$8,297
Special Day Class – Severe	1859.78.3	\$19,138	\$18,703	\$20,128	\$22,370	\$19,101
Special Day Class – Non-Severe	1859.78.3	\$12,804	\$12,514	\$13,463	\$14,966	\$12,777

Conclusion

Staff reviewed the five available indices that meet the statutory and regulatory criteria for the purposes of adjusting the SFP grants annually. Based on the attributes of each index shown on Attachment A, RS Means still appears to be the index best suited for adjusting SFP grants. Staff notes the following regarding the RS Means index:

- Since 2009, the Board has adopted indices that are reflective of conditions in California. Based on this practice, staff notes that the RS Means index is still the most California-centric index using 12 cities in California, compared to two for Sierra West Group and ENR, three for Turner Construction, and seven for Vermeulens.
- RS Means uses more construction materials when looking at costs for its index (66 instead of 23 for Sierra West Group, 22 for Turner Construction, and three for ENR). Vermeulens uses materials data from the Bureau of Labor Statistics across 250 U.S. metropolitan areas.
- Across the five indices, the average rate of change from 2015 to 2024 was 52.16 percent. RS Means is the closest to the average at 48.30 percent.
- Two of the companies recommended by stakeholders (Dodge Construction Network and FMI Corporations) do not provide construction cost indices consistent with the statutory and regulatory criteria for the Board’s use in calculating an annual adjustment to SFP grants, and both shared the common recommendation of RS Means for the Board’s purposes.

Based on the reasons above, the RS Means index appears to remain the Class B index most reflective of construction costs in California.

RECOMMENDATION

Accept this report.

ATTACHMENT A

CONSTRUCTION COST INDICES COMPARISON
State Allocation Board Meeting, May 29, 2024

Indices	RS Means	Sierra West Group	Engineering News-Record (ENR)	Vermeulens	Turner Construction
<p>Summary of Key Features</p>	<ul style="list-style-type: none"> 12 California cities^[1] 66 common construction materials in each of the 12 cities. Union labor and union or prevailing wages (depending on location). 	<ul style="list-style-type: none"> 20 U.S. cities (2 in California) 23 key construction materials in those 20 U.S. cities and nationally averaged material indexes as of the 4th quarter of each year. Union labor rates, current California prevailing wage rates, and qualified bid results from average of labor based on quotes for 9 union crafts in 15 or 16 cities across the U.S. The cities used for the labor index are selected from the same 20 U.S. cities listed above. Each trade uses different cities to calculate the average wages. 	<ul style="list-style-type: none"> 2 California cities Uses 3 materials collected plus labor to calculate the index. One supplier in each city. Union labor and union wage rates. Union labor data is the wage rate paid to members of the International Laborers Union. 	<ul style="list-style-type: none"> 7 California cities/counties Uses Bureau of Labor Statistics (BLS) material data for 250 metropolitan areas. Does not calculate labor rates or wage rates. The index is an output index based on number of construction workers on job sites. 	<ul style="list-style-type: none"> 37 U.S. and Canadian cities (3 in California) 22 construction materials with a list of a few hundred primary vendors throughout the U.S. to obtain material pricing trends. Index relies on the nation's largest manufacturers to get information. Does not calculate labor rates or wage rates. In lieu of labor rates and wage rates, the index looks at the percentage change in rates per quarter, which is noted for each region and averaged across the country.

ATTACHMENT A

CONSTRUCTION COST INDICES COMPARISON
State Allocation Board Meeting, May 29, 2024

Indices	RS Means	Sierra West Group	Engineering News-Record (ENR)	Vermeulens	Turner Construction		
Cities	12 California Cities: <ul style="list-style-type: none"> • Anaheim • Bakersfield • Fresno • Los Angeles • Oxnard • Riverside • Sacramento • San Diego • San Francisco • Santa Barbara • Stockton • Vallejo Additional California Cities ⁽¹⁾ : <ul style="list-style-type: none"> • Oakland • Redding • San Jose 	20 U.S. Cities: <ul style="list-style-type: none"> • Atlanta • Baltimore • Birmingham • Boston • Chicago • Cincinnati • Cleveland • Dallas • Denver • Detroit • Kansas City • Los Angeles • Minneapolis • New Orleans • New York • Philadelphia • Pittsburgh • San Francisco • Seattle • St. Louis 	2 California Cities: <ul style="list-style-type: none"> • Los Angeles • San Francisco 	7 California Cities/Counties: <ul style="list-style-type: none"> • Los Angeles • Orange County • Riverside • San Diego • Sacramento • San Jose • San Francisco Vermeulens can provide data for any areas tracked by the BLS. Therefore, Vermeulens can expand this list based on specific requirements.	37 U.S. and Canadian Cities: <table border="0" style="width: 100%;"> <tr> <td style="vertical-align: top;"> <ul style="list-style-type: none"> • Atlanta • Austin • Boston • Charlotte • Chicago • Cincinnati • Cleveland • Columbus • Denver • Des Moines, IA • Detroit • Dallas • Houston • Huntsville, AL • Indianapolis • Kansas City • Lathrop, PA • Los Angeles </td> <td style="vertical-align: top;"> <ul style="list-style-type: none"> • Memphis • Miami • Nashville • New York • Omaha • Orlando • Philadelphia • Pittsburgh, PA • Portland, OR • San Antonio • San Diego • San Francisco • Seattle • Shelton, CT • Somerset, NJ • Tampa • Toronto • Vancouver • Washington DC </td> </tr> </table>	<ul style="list-style-type: none"> • Atlanta • Austin • Boston • Charlotte • Chicago • Cincinnati • Cleveland • Columbus • Denver • Des Moines, IA • Detroit • Dallas • Houston • Huntsville, AL • Indianapolis • Kansas City • Lathrop, PA • Los Angeles 	<ul style="list-style-type: none"> • Memphis • Miami • Nashville • New York • Omaha • Orlando • Philadelphia • Pittsburgh, PA • Portland, OR • San Antonio • San Diego • San Francisco • Seattle • Shelton, CT • Somerset, NJ • Tampa • Toronto • Vancouver • Washington DC
	<ul style="list-style-type: none"> • Atlanta • Austin • Boston • Charlotte • Chicago • Cincinnati • Cleveland • Columbus • Denver • Des Moines, IA • Detroit • Dallas • Houston • Huntsville, AL • Indianapolis • Kansas City • Lathrop, PA • Los Angeles 	<ul style="list-style-type: none"> • Memphis • Miami • Nashville • New York • Omaha • Orlando • Philadelphia • Pittsburgh, PA • Portland, OR • San Antonio • San Diego • San Francisco • Seattle • Shelton, CT • Somerset, NJ • Tampa • Toronto • Vancouver • Washington DC 					

ATTACHMENT A

CONSTRUCTION COST INDICES COMPARISON
State Allocation Board Meeting, May 29, 2024

Indices	RS Means	Sierra West Group	Engineering News-Record (ENR)	Vermeulens	Turner Construction
Materials Used	Based on 66 common construction materials in 12 cities. Material prices are obtained from building material suppliers in 113 cities across the U.S. and Canada.	Average based on 23 key construction materials in 20 cities throughout the U.S. The cities used for the material portion of the index are selected from the same 20 cities listed above.	Average based on 3 materials (structural steel, Portland cement, and lumber) using spot pricing from a single source in each city.	Uses data from the BLS, which tracks 250 U.S. metropolitan areas. Vermeulens can extract the California metropolitan areas.	Based on 22 construction materials in 37 U.S. and Canadian cities. Turner Construction has a list of a few hundred primary vendors throughout the U.S. to obtain material pricing trends. The index tracks the percentage change in material pricing with an intent to capture the quarterly percentage increase or decrease of a material category. The index relies on the nation's largest manufacturers to get information.
Publication Frequency	Quarterly	Monthly Submitted nationally on a quarterly basis (with the "in place" costs based on bid results of +/- 400 K-12, Higher Education and other public works projects).	Monthly	Monthly Labor statistics from the BLS are published monthly and Vermeulens typically has a week lag on publishing after BLS has published their data.	Quarterly

ATTACHMENT A

CONSTRUCTION COST INDICES COMPARISON
State Allocation Board Meeting, May 29, 2024

Indices	RS Means	Sierra West Group	Engineering News-Record (ENR)	Vermeulens	Turner Construction
Percentage Change Over Prior Year, 2015 to Present	2016: 2.79% 2017: 4.42% 2018: 4.17% 2019: 5.45% 2020: 2.08% 2021: 1.42% 2022: 15.80% 2023: 9.30% 2024: -1.33% Overall: 48.30%	2016: 2.27% 2017: 1.54% 2018: 5.07% 2019: 2.81% 2020: 3.44% 2021: 3.31% 2022: 3.83% 2023: 9.94% 2024: 8.87% Overall: 45.66%	2016: 0.54% 2017: 5.00% 2018: 3.50% 2019: 1.33% 2020: 4.65% 2021: 1.36% 2022: 14.96% 2023: 13.43% 2024: 4.69% Overall: 58.06%	2016: 8% 2017: 7% 2018: 6% 2019: 5% 2020: 1% 2021: 8% 2022: 12% 2023: 8% 2024: 5% Overall: 64.99% ^[2]	2016: 5.78% 2017: 3.71% 2018: 5.17% 2019: 5.86% 2020: 5.09% 2021: -0.51% 2022: 5.04% 2023: 8.29% 2024: 4.73% Overall: 43.81%
Cost to Use	2024 Annual Cost: \$13,000	Estimated Annual Cost: \$1,000 \$2,500 (For a new California K-12 Index, not reflected above) One-Time Cost: ~\$10,000 to create a new California Index specifically for K-12, not reflected above	Estimated Annual Cost: \$0 Publicly available and free to use.	Estimated Annual Cost: \$5,000 or less	Estimated Annual Cost: \$0 Publicly available and free to use.
Available to SAB	Yes	Yes	Yes	Yes	Yes

^[1] OPSC has previously used the original 12 California Cities identified in 2016; however, since that time, information for three additional California Cities is available through the RS Means index.

^[2] Vermeulens did not provide the annual indices and was only able to provide whole number percentage changes for their rate of change year-over-year. As a result, the net change from 2015 to 2024 for Vermeulens is calculated by a net change in the overall percentage instead of the overall change in the index number.

TENTATIVE WORKLOAD

June 2024

ACTION ITEMS

REPORTS, DISCUSSION and INFORMATION ITEMS

Standard Information Items

FINANCIAL REPORTS

Status of Fund Releases

Status of Funds

TENTATIVE WORKLOAD

August 2024

ACTION ITEMS

REPORTS, DISCUSSION and INFORMATION ITEMS

Standard Information Items

FINANCIAL REPORTS

Status of Fund Releases

Status of Funds

TENTATIVE WORKLOAD

September 2024

ACTION ITEMS

REPORTS, DISCUSSION and INFORMATION ITEMS

Standard Information Items

FINANCIAL REPORTS

Status of Fund Releases

Status of Funds

APPEALS

Received as of April 30, 2024

<u>Appeal Received Date</u>	<u>District/County</u>	<u>Tentative SAB Date*</u>	<u>Description</u>
1/19/2024	Santa Rita USD/Monterey	6/26/2024	District requests reinstatement of a new construction project and approval of an additional extension to the Substantial Progress deadline for the application.
2/16/2024	Alpaugh USD/Tulare	TBD	District requests reconsideration of audit findings for two Facility Hardship Program applications.
2/27/2024	Rockford ESD/Tulare	6/26/2024	District requests funding for a modernization project based on the modernization eligibility at the time the application was submitted.
4/5/2024	Vista USD/San Diego	7/24/2024	District requests reinstatement of a Career Technical Education Facilities Grant Program project and approval of a change in project scope.
4/15/2024	San Diego City USD/San Diego	8/22/2024	District requests an expedited apportionment for two Modernization projects on the Applications Received Beyond Bond Authority List to provide match funding for military base school projects.
4/29/2024	Central UESD/Kings	8/22/2024	District requests an expedited apportionment for a Modernization project to provide match funding for a military base school project.
4/30/2024	King City Union SD/Monterey	8/22/2024	District requests to change the scope of a California Preschool, Transitional Kindergarten, Full-Day Kindergarten Facilities Grant Program project from retrofit to new construction.

*Please note: Tentative SAB Date is not a guaranteed meeting date and may be subject to change.

STATE ALLOCATION BOARD MEETING DATES

The State Allocation Board (SAB) meeting dates for the 2024 calendar year are as follows:

Board Date*	Type of Meeting
June 26, 2024	Monthly (Consent/Appeals/Action)
August 28, 2024	Monthly (Consent/Appeals/Action)
September 25, 2024	Monthly (Consent/Appeals/Action)
October 23, 2024	Monthly (Consent/Appeals/Action)
December 2024	Monthly (Consent/Appeals/Action)

*The projected board dates and time will be determined upon the discussion with the Chair based on workload.

The SAB meets at 4:00 p.m. when the State Legislature is in session and at 3:00 p.m. when the State Legislature is out on recess.

Due to scheduling changes within the Legislature, some of the SAB meetings may be canceled or changed with short notice.

INFORMATION ITEM

SCHOOL FACILITY PROGRAM NEW CONSTRUCTION AND MODERNIZATION UNFUNDED LIST (as of April 3, 2024)

The New Construction and Modernization projects on this list have received an “unfunded” approval by the State Allocation Board (SAB). Note that an “unfunded” approval does not guarantee a future apportionment by the SAB.

Published monthly in the SAB Agenda.

This report is also located on the [OPSC Website](#)

Unfunded Approvals
as of April 3, 2024 SAB

County	School District	Application Number	Program	Approval	Received Date	SAB Unfunded Approval	Financial Hardship Apportionment	Loan	State Share	Total Apportionment	Cumulative Amount	Submitted Certification Letter November 2023	Grant Agreement Received as of 04/04/2024
SANTA CLARA	GILROY UNIFIED	54/69484-00-003	Charter	D	6/2/2022	10/26/2022	0.00	186,440.70	186,440.70	372,881.40	372,881.40	Yes	Yes
SANTA CLARA	GILROY UNIFIED	54/69484-00-004	Charter	D	6/2/2022	10/26/2022	0.00	88,864.10	88,864.10	177,728.20	550,609.60	Yes	Yes
ALAMEDA	OAKLAND UNIFIED	54/61259-00-012	Charter	D	6/3/2022	10/26/2022	0.00	1,434,748.20	1,434,748.20	2,869,496.40	3,420,106.00	Yes	Yes
SACRAMENTO	SACRAMENTO CITY UNIFIED	54/67439-00-009	Charter	D	6/3/2022	10/26/2022	0.00	538,007.10	538,007.10	1,076,014.20	4,496,120.20	No	No
MENDOCINO	POINT ARENA JOINT UNION HIGH	54/65599-00-001	Charter	D	6/3/2022	7/25/2023	0.00	35,765.50	35,765.50	71,531.00	4,567,651.20	Yes	Yes
SAN DIEGO	SAN DIEGO UNIFIED	54/68338-02-003	Charter	D	6/3/2022	7/25/2023	0.00	0.00	836,553.50	836,553.50	5,404,204.70	No	Yes
SAN DIEGO	SAN DIEGO UNIFIED	54/68338-02-004	Charter	D	6/3/2022	7/25/2023	0.00	0.00	715,159.50	715,159.50	6,119,364.20	No	Yes
SACRAMENTO	NATOMAS UNIFIED	54/75283-00-012	Charter	D	6/3/2022	9/27/2023	0.00	0.00	1,145,642.00	1,145,642.00	7,265,006.20	Yes	Yes
SACRAMENTO	NATOMAS UNIFIED	54/75283-00-013	Charter	D	6/3/2022	9/27/2023	0.00	0.00	313,426.10	313,426.10	7,578,432.30	Yes	Yes
LOS ANGELES	LOS ANGELES UNIFIED	54/64733-00-104	Charter	S	5/2/2022	10/23/2023	0.00	4,940,000.00	4,940,000.00	9,880,000.00	17,458,432.30	Yes	Yes
SAN DIEGO	SAN DIEGO UNIFIED	54/68338-06-001	Charter	D	6/3/2022	12/4/2023	0.00	0.00	1,258,718.70	1,258,718.70	18,717,151.00	No	No
SAN DIEGO	SAN DIEGO UNIFIED	54/68338-06-002	Charter	D	6/3/2022	12/4/2023	0.00	0.00	376,548.00	376,548.00	19,093,699.00	No	No
SANTA BARBARA	LOMPOC UNIFIED	54/69229-00-001	Charter	G	1/23/2023	12/4/2023	0.00	0.00	6,233,584.20	6,233,584.20	25,327,283.20	No	No
SOLANO	VALLEJO CITY UNIFIED	54/70581-00-004	Charter	G	2/28/2023	12/4/2023	0.00	317,285.80	317,285.80	634,571.60	25,961,854.80	Yes	Yes
SOLANO	VALLEJO CITY UNIFIED	54/70581-00-005	Charter	G	2/28/2023	12/4/2023	0.00	14,778,952.70	14,778,952.70	29,557,905.40	55,519,760.20	Yes	Yes
SOLANO	VALLEJO CITY UNIFIED	54/70581-00-006	Charter	G	2/28/2023	12/4/2023	0.00	21,326,412.90	21,326,412.90	42,652,825.80	98,172,586.00	Yes	Yes
SOLANO	VALLEJO CITY UNIFIED	54/70581-00-007	Charter	G	2/28/2023	12/4/2023	0.00	576,990.20	576,990.20	1,153,980.40	99,326,566.40	Yes	Yes
SACRAMENTO	TWIN RIVERS UNIFIED	54/76505-00-009	Charter	D	6/3/2022	2/28/2024	0.00	917,792.00	917,792.00	1,835,584.00	101,162,150.40	No	Yes
LOS ANGELES	LOS ANGELES UNIFIED	54/64733-00-103	Charter	G	11/28/2022	3/3/2024	0.00	5,659,700.00	16,549,030.04	22,208,730.04	123,370,880.44	No	Yes
SAN DIEGO	SAN DIEGO UNIFIED	54/68338-00-007	Charter	G	1/20/2023	3/3/2024	0.00	0.00	15,125,975.90	15,125,975.90	138,496,856.34	No	Yes
Total							\$0.00	\$50,800,959.20	\$87,695,897.14	\$138,496,856.34			

*This Unfunded List (Lack of AB 55 Loans) includes \$20.9 million for 13 projects for Charter School Facilities Program Preliminary Apportionments for Design and Site Funding.

County	School District	Application Number	Program	Approval	Received Date	SAB Date	Financial Hardship Apportionment	Loan	State Share	Total Apportionment	Prop. 47	Prop. 55	Prop. 1D	Prop. 51
SACRAMENTO	SAN JUAN UNIFIED	54/67447-00-007	Charter	P	6/5/2017	12/11/2018	0.00	0.00	3,855,763.80	3,855,763.80	0.00	0.00	3,855,763.80	0.00
BUTTE	CHICO UNIFIED	54/61424-00-006	Charter	P	5/30/2017	2/26/2020	0.00	1,877,635.40	3,175,079.40	5,052,714.80	0.00	0.00	5,052,714.80	0.00
BUTTE	CHICO UNIFIED	54/61424-00-007	Charter	P	5/30/2017	2/26/2020	0.00	2,555,059.80	4,584,394.80	7,139,454.60	0.00	0.00	4,847,001.60	2,292,453.00
LOS ANGELES	LOS ANGELES UNIFIED	54/64733-00-104	Charter	P	5/2/2022	10/26/2022	0.00	18,499,799.40	18,499,799.40	36,999,598.80	0.00	0.00	18,499,799.40	18,499,799.40
SHASTA	CASCADE UNION ELEMENTARY	54/69914-00-002	Charter	P	5/11/2022	10/26/2022	0.00	1,139,625.00	1,139,625.00	2,279,250.00	0.00	0.00	0.00	2,279,250.00
SACRAMENTO	SAN JUAN UNIFIED	54/67447-00-008	Charter	P	6/1/2022	10/26/2022	0.00	540,286.00	1,437,426.00	1,977,712.00	0.00	0.00	0.00	1,977,712.00
SACRAMENTO	NATOMAS UNIFIED	54/75283-00-009	Charter	P	6/1/2022	10/26/2022	0.00	1,780,934.50	9,780,934.50	11,561,869.00	984,158.50	8,796,776.00	0.00	1,780,934.50
SACRAMENTO	NATOMAS UNIFIED	54/75283-00-010	Charter	P	6/1/2022	10/26/2022	0.00	2,033,351.80	4,033,351.80	6,066,703.60	0.00	4,033,351.80	0.00	2,033,351.80
SANTA CLARA	GILROY UNIFIED	54/69484-00-003	Charter	P	6/2/2022	10/26/2022	0.00	1,677,966.30	1,677,966.30	3,355,932.60	0.00	0.00	0.00	3,355,932.60
SANTA CLARA	GILROY UNIFIED	54/69484-00-004	Charter	P	6/2/2022	10/26/2022	0.00	799,776.90	799,776.90	1,599,553.80	0.00	0.00	0.00	1,599,553.80
ALAMEDA	OAKLAND UNIFIED	54/61259-00-012	Charter	P	6/3/2022	10/26/2022	0.00	12,912,733.80	12,912,733.80	25,825,467.60	0.00	9,358,923.80	3,553,810.00	12,912,733.80
MENDOCINO	POINT ARENA JOINT UNION HIGH	54/65599-00-001	Charter	P	6/3/2022	10/26/2022	0.00	321,889.50	321,889.50	643,779.00	0.00	0.00	0.00	643,779.00
SACRAMENTO	SACRAMENTO CITY UNIFIED	54/67439-00-009	Charter	P	6/3/2022	10/26/2022	0.00	2,152,028.40	4,842,063.90	6,994,092.30	0.00	0.00	0.00	6,994,092.30
SAN DIEGO	SAN DIEGO UNIFIED	54/68338-02-003	Charter	P	6/3/2022	10/26/2022	0.00	0.00	7,528,981.50	7,528,981.50	0.00	0.00	7,528,981.50	0.00
SAN DIEGO	SAN DIEGO UNIFIED	54/68338-02-004	Charter	P	6/3/2022	10/26/2022	0.00	0.00	6,436,435.50	6,436,435.50	0.00	0.00	5,134,935.50	1,301,500.00
SHASTA	SHASTA UNION HIGH	54/70136-02-001	Charter	P	5/2/2022	5/31/2023	0.00	11,721,389.20	11,721,389.20	23,442,778.40	0.00	2,400,721.20	8,599,165.00	12,442,892.20
SACRAMENTO	NATOMAS UNIFIED	54/75283-00-012	Charter	P	6/3/2022	9/27/2023	0.00	0.00	10,310,778.00	10,310,778.00	1,287,425.00	2,381,006.00	2,040,920.00	4,601,427.00
SACRAMENTO	NATOMAS UNIFIED	54/75283-00-013	Charter	P	6/3/2022	9/27/2023	0.00	0.00	2,820,834.90	2,820,834.90	0.00	0.00	0.00	2,820,834.90
SAN DIEGO	SAN DIEGO UNIFIED	54/68338-06-001	Charter	P	6/3/2022	12/4/2023	0.00	0.00	11,328,468.30	11,328,468.30	0.00	0.00	11,328,468.30	0.00
SAN DIEGO	SAN DIEGO UNIFIED	54/68338-06-002	Charter	P	6/3/2022	12/4/2023	0.00	0.00	3,388,932.00	3,388,932.00	0.00	0.00	876,071.00	2,512,861.00
SACRAMENTO	TWIN RIVERS UNIFIED	54/76505-00-009	Charter	P	6/3/2022	2/28/2024	0.00	8,260,128.00	8,260,128.00	16,520,256.00	0.00	0.00	0.00	16,520,256.00
Total							0.00	66,272,604.00	128,856,752.50	195,129,356.50	2,271,583.50	26,970,778.80	71,317,630.90	94,569,363.30

*This Charter Unfunded Preliminary list does not include \$20.9 million for 13 projects for Charter School Facilities Program Preliminary Apportionments for Design and Site Funding.

INFORMATION ITEM

SCHOOL FACILITY PROGRAM OFFICE OF PUBLIC SCHOOL CONSTRUCTION FUNDING WORKLOAD LISTING (Applications Received Through April 30, 2024)

The New Construction and Modernization projects on this list represent completed applications awaiting the Office of Public School Construction (OPSC) processing and scheduling to the State Allocation Board.

This list includes future workload that is identified as:

- Pending reflects workload that has been processed by OPSC but awaiting further information/documentation from the district.
- Reviewing reflects currently being processed by OPSC.

Pursuant to SFP Regulation Section 1859.95.1, this list also includes applications that were received, but not reviewed by OPSC. This list is presented to the State Allocation Board for acknowledgement.

This list is also available on the [OPSC Website](#) and is updated on the first and third Fridays of each month.

SFP APPLICATIONS
New Construction and Charter School Facilities Program
- Workload as of April 30, 2024 -

District	County	Site Name	Application Number	OPSC Date Received	Estimated State Grant (a)***	Financial Hardship (b)	Notification Occurred**
Temecula Valley Unified	Riverside	STEAM Academy K-8	50/75192-01-001	10/29/20	\$ 8,625,543	\$ -	05/05/23
Novato Unified	Marin	Novato High	50/65417-01-001	02/26/21	\$ 845,651	\$ -	07/12/23
Downey Unified	Los Angeles	Griffiths (Gordon) Middle	50/64451-00-016	03/02/21	\$ 6,244,126	\$ -	07/12/23
Downey Unified	Los Angeles	Sussman (Edward A.) Middle	50/64451-00-017	03/19/21	\$ 6,978,954	\$ -	07/12/23
Downey Unified	Los Angeles	Sussman (Edward A.) Middle	50/64451-00-019	03/25/21	\$ 6,814,000	\$ -	07/12/23
Fresno Unified	Fresno	Ericson Elementary	50/62166-10-001	04/05/21	\$ 1,008,917	\$ -	08/01/23
Patterson Joint Unified	Stanislaus	Walnut Grove Elementary	50/71217-00-010	05/19/21	\$ 3,541,045	\$ -	09/01/23
Novato Unified	Marin	San Marin High	50/65417-02-002	05/19/21	\$ 578,909	\$ -	09/01/23
Bakersfield City	Kern	Bessie E. Owens Primary	50/63321-00-041	06/11/21	\$ 8,750,957	\$ -	09/01/23
Bakersfield City	Kern	Bessie E. Owens Intermediate	50/63321-00-042	06/11/21	\$ 6,320,539	\$ -	09/01/23
Kern High	Kern	Del Oro High	50/63529-00-016	06/14/21	\$ 56,047,017	\$ -	09/01/23
Visalia Unified	Tulare	Sequoia High	50/72256-00-032	06/14/21	\$ 9,329,283	\$ -	09/01/23
Los Banos Unified	Merced	Pacheco High	50/65755-00-015	06/15/21	\$ 4,067,088	\$ -	09/01/23
Beaumont Unified	Riverside	Summerwind K-8	50/66993-00-021	06/25/21	\$ 16,932,287	\$ -	09/01/23
Placer Union High	Placer	Placer High	50/66894-02-001	07/01/21	\$ 1,148,393	\$ -	09/01/23
Liberty Union High	Contra Costa	Freedom High	50/61721-00-008	07/02/21	\$ 1,029,633	\$ -	09/01/23
Downey Unified	Los Angeles	Stauffer (Mary R.) Middle	50/64451-00-021	07/12/21	\$ 13,982,312	\$ -	10/02/23
Chico Unified	Butte	Pleasant Valley High	50/61424-00-013	07/12/21	\$ 459,756	\$ -	10/02/23
Walnut Valley Unified	Los Angeles	Suzanne Middle	50/73460-00-013	07/15/21	\$ 8,316,177	\$ -	10/02/23
Downey Unified	Los Angeles	Doty (Wendy Lopour) Middle	50/64451-00-023	07/20/21	\$ 24,032,360	\$ -	10/02/23
Hilmar Unified	Merced	Hilmar High	50/65698-00-005	07/21/21	\$ 691,077	\$ -	10/02/23
Beaumont Unified	Riverside	Beaumont Senior High	50/66993-00-022	07/30/21	\$ 12,300,336	\$ -	10/02/23
San Ramon Valley Unified	Contra Costa	Charlotte Wood Middle	50/61804-03-002	08/03/21	\$ 1,170,914	\$ -	10/02/23
Alisal Union	Monterey	Fremont Elementary	50/65961-00-012	08/03/21	\$ 5,216,024	\$ -	10/02/23
Elk Grove Unified	Sacramento	Pleasant Grove Elementary	50/67314-00-050	08/06/21	\$ 7,592,706	\$ -	10/02/23
Hollister	San Benito	Rancho Santana	50/67470-00-005	08/06/21	\$ 16,259,235	\$ -	10/02/23
Mountain View-Los Altos Union High	Santa Clara	Mountain View High	50/69609-02-001	08/06/21	\$ 8,944,888	\$ -	10/02/23
Mountain View-Los Altos Union High	Santa Clara	Los Altos High	50/69609-01-001	08/06/21	\$ 8,911,775	\$ -	10/02/23
San Juan Unified	Sacramento	Del Campo High	50/67447-00-001	08/09/21	\$ 2,623,353	\$ -	10/02/23
Elk Grove Unified	Sacramento	Joseph Kerr Middle	50/67314-00-051	08/10/21	\$ 2,969,223	\$ -	10/02/23
Washington Unified	Yolo	Westmore Oaks Elementary	50/72694-00-012	08/10/21	\$ 5,676,785	\$ -	10/02/23
Marysville Joint Unified	Yuba	Linda Elementary	50/72736-00-032	08/10/21	\$ 733,693	\$ -	10/02/23
Marysville Joint Unified	Yuba	Anna McKenney Intermediate	50/72736-00-033	08/10/21	\$ 1,311,740	\$ -	10/02/23
Panama-Buena Vista Union	Kern	Highgate Elementary	50/63362-00-043	08/11/21	\$ 12,775,279	\$ -	11/02/23
San Juan Unified	Sacramento	Arden Middle	50/67447-00-002	08/11/21	\$ 5,343,302	\$ -	11/02/23
Santa Clara Unified	Santa Clara	Abram Agnew Elementary	50/69674-00-001	08/11/21	\$ 26,173,222	\$ -	11/02/23
Santa Clara Unified	Santa Clara	Dolores Huerta Middle	50/69674-00-002	08/11/21	\$ 30,982,294	\$ -	11/02/23
Coachella Valley Unified	Riverside	Palm View Elementary	50/73676-02-006	08/11/21	\$ 2,343,049	\$ -	11/02/23
Livermore Valley Joint Unified	Alameda	Joe Michell Elementary	50/61200-00-005	08/12/21	\$ 9,593,714	\$ -	11/02/23
Sanger Unified	Fresno	Centerville Elementary	50/62414-00-029	08/12/21	\$ 407,958	\$ -	11/02/23
Sanger Unified	Fresno	John S. Wash Elementary	50/62414-00-030	08/12/21	\$ 1,051,987	\$ -	11/02/23
Sanger Unified	Fresno	Lone Star Elementary	50/62414-00-031	08/12/21	\$ 819,640	\$ -	11/02/23
Dublin Unified	Alameda	Frederiksen Elementary	50/75093-00-014	08/13/21	\$ 4,342,825	\$ -	11/02/23
Patterson Joint Unified	Stanislaus	Grayson Elementary	50/71217-00-011	08/18/21	\$ 479,227	\$ -	11/02/23
Redlands Unified	San Bernardino	Mission Elementary	50/67843-00-010	08/20/21	\$ 1,362,800	\$ -	11/02/23
Placentia-Yorba Linda Unified	Orange	Glenview Elementary	50/66647-00-038	08/26/21	\$ 849,502	\$ -	11/02/23
Pleasanton Unified	Alameda	Amador Valley High	50/75101-00-010	08/27/21	\$ 4,955,013	\$ -	11/02/23
Pleasanton Unified	Alameda	Foothill High	50/75101-00-011	08/27/21	\$ 2,733,729	\$ -	11/02/23

SFP APPLICATIONS
New Construction and Charter School Facilities Program
- Workload as of April 30, 2024 -

District	County	Site Name	Application Number	OPSC Date Received	Estimated State Grant (a)***	Financial Hardship (b)	Notification Occurred**
Manteca Unified	San Joaquin	Manteca High	50/68593-00-027	08/29/21	\$ 4,597,560	\$ -	11/02/23
Riverside Unified	Riverside	Arlington High	50/67215-00-041	09/02/21	\$ 3,583,035	\$ -	11/02/23
Irvine Unified	Orange	Northwood Elementary	50/73650-00-050	09/08/21	\$ 1,304,508	\$ -	11/02/23
Irvine Unified	Orange	South Lake Middle	50/73650-00-051	09/08/21	\$ 447,209	\$ -	11/02/23
Turlock Unified	Stanislaus	Marvin A. Dutcher Middle	50/75739-00-007	09/23/21	\$ 3,438,709	\$ -	11/02/23
Woodland Joint Unified	Yolo	Spring Lake Elementary	50/72710-00-007	09/27/21	\$ 2,020,293	\$ -	12/01/23
Maple Elementary	Kern	Maple Elementary	50/63610-00-004	10/08/21	\$ 63,871	\$ 63,871	12/01/23
Mountain View Elementary	San Bernardino	Park View Elementary	50/67785-00-003	10/13/21	\$ 12,571,121	\$ -	12/01/23
Liberty Union High	Contra Costa	Heritage High	50/61721-00-009	10/15/21	\$ 5,517,072	\$ -	12/01/23
Paso Robles Joint Unified	San Luis Obispo	George H. Flamson Middle	50/75457-00-006	12/14/21	\$ 3,611,520	\$ -	12/01/23
Cloverdale Unified	Sonoma	Jefferson Elementary	50/70656-00-001	01/03/22	\$ 6,084,991	\$ 6,084,991	01/02/24
Cloverdale Unified	Sonoma	Washington Middle	50/70656-00-002	01/04/22	\$ 1,813,572	\$ -	01/02/24
South Pasadena Unified	Los Angeles	Arroyo Vista Elementary	50/65029-00-006	01/06/22	\$ 464,094	\$ -	01/02/24
South Pasadena Unified	Los Angeles	Monterey Hills Elementary	50/65029-00-007	01/06/22	\$ 928,014	\$ -	01/02/24
South Pasadena Unified	Los Angeles	Marengo Elementary	50/65029-00-008	01/06/22	\$ 527,733	\$ -	01/02/24
Lodi Unified	San Joaquin	Lodi High	50/68585-00-030	01/07/22	\$ 20,571,536	\$ -	01/02/24
Chula Vista Elementary	San Diego	Otay Ranch Village 3	50/68023-00-013	01/11/22	\$ 13,795,399	\$ -	01/02/24
San Marcos Unified	San Diego	Richland Elementary	50/73791-00-021	01/20/22	\$ 15,715,309	\$ -	01/02/24
Riverside Unified	Riverside	Alcott Elementary	50/67215-00-042	02/02/22	\$ 3,792,255	\$ -	02/01/24
Los Alamitos Unified	Orange	Los Alamitos High	51/73924-00-001*	08/30/23	\$ 6,987,540	\$ -	
Huntington Beach City Elementary	Orange	Sowers Middle	51/66530-00-001*	10/17/23	\$ 12,962,506	\$ -	
Colton Joint Unified	San Bernardino	Colton High	51/67686-00-003*	03/21/24	\$ 1,079,156	\$ -	
Colton Joint Unified	San Bernardino	Colton High	51/67686-00-004*	03/21/24	\$ 352,446	\$ -	
Palm Springs Unified	Riverside	Desert Learning Academy	51/67173-00-003*	04/16/24	\$ 3,607,220	\$ -	
					\$ 489,504,906	\$ 6,148,862	
					Total	\$ 495,653,768	

NEW CONSTRUCTION FUNDING SUB-TOTALS	\$ 464,516,038	\$ 6,148,862
NEW CONSTRUCTION FACILITY HARDSHIP - NON SEISMIC		
NEW CONSTRUCTION FUNDING TOTAL		\$ 470,664,900
NEW CONSTRUCTION FACILITY HARDSHIP - SEISMIC	\$ 24,988,868	
CHARTER SCHOOLS	\$ -	\$ -

(a) Represents estimated state share of project including excessive cost grants. Amounts shown have not been reviewed by OPSC for compliance with all School Facility Program requirements.

(b) Represents estimated financial hardship. Amounts shown have not been reviewed by OPSC for compliance with all School Facility Program requirements.

*Facility Hardship project requesting Seismic Mitigation Program funding.

** School districts have been notified that the Office of Public School Construction will begin processing the district's application in the near future.

SFP APPLICATIONS
Modernization School Facilities Program
- Workload as of April 30, 2024 -

District	County	Site Name	Application Number	OPSC Date Received	Estimated State Grant (a)***	Financial Hardship (b)	Notification Occurred**
Inglewood Unified	Los Angeles	Woodworth-Monroe K-8 Academy	57/64634-00-004	02/10/21	\$ 5,961,316	\$ -	07/12/23
Vacaville Unified	Solano	Vacaville High	57/70573-00-016	02/23/21	\$ 6,462,712	\$ -	07/12/23
Riverside Unified	Riverside	Arlington High	57/67215-00-049	05/14/21	\$ 1,175,470	\$ -	09/01/23
Shasta Union High	Shasta	Shasta High	57/70136-00-005	05/18/21	\$ 1,702,529	\$ -	09/01/23
Hermosa Beach City Elementary	Los Angeles	Hermosa View Elementary	57/64600-00-010	05/20/21	\$ 1,654,889	\$ -	09/01/23
Castro Valley Unified	Alameda	Vannoy Elementary	57/61150-00-031	05/22/21	\$ 321,554	\$ -	09/01/23
Pittsburg Unified	Contra Costa	Pittsburg Senior High	57/61788-00-011	05/28/21	\$ 7,941,908	\$ -	09/01/23
Kings River-Hardwick Union Elementary	Kings	Kings River-Hardwick Elementary	57/63941-00-002	05/29/21	\$ 4,033,525	\$ 2,689,017	05/05/23
Ontario-Montclair	San Bernardino	Central Language Academy	57/67819-00-039	05/29/21	\$ 493,206	\$ -	03/01/23
Saugus Union Elementary	Los Angeles	Plum Canyon Elementary	57/64998-00-011	05/30/21	\$ 1,233,580	\$ -	01/04/23
Val Verde Unified	Riverside	Mead Valley Elementary	57/75242-00-004	06/01/21	\$ 3,251,119	\$ -	09/01/23
Val Verde Unified	Riverside	Val Verde Elementary	57/75242-00-005	06/01/21	\$ 5,054,655	\$ -	09/01/23
Val Verde Unified	Riverside	Vista Verde Middle	57/75242-00-006	06/01/21	\$ 6,345,819	\$ -	09/01/23
Palm Springs Unified	Riverside	Agua Caliente Elementary	57/67173-00-012	06/02/21	\$ 2,370,815	\$ -	09/01/23
Lowell Joint	Los Angeles	El Portal Elementary	57/64766-00-003	06/07/21	\$ 1,286,348	\$ -	09/01/23
Placer Union High	Placer	Placer High	57/66894-00-016	06/08/21	\$ 1,865,578	\$ -	09/01/23
East Side Union High	Santa Clara	Andrew P. Hill High	57/69427-00-040	06/08/21	\$ 11,171,087	\$ -	09/01/23
Val Verde Unified	Riverside	Tomas Rivera Middle	57/75242-00-007	06/08/21	\$ 5,309,678	\$ -	09/01/23
Bakersfield City	Kern	Bessie E. Owens Primary	57/63321-00-018	06/11/21	\$ 4,048,293	\$ -	09/01/23
Bakersfield City	Kern	Bessie E. Owens Intermediate	57/63321-00-019	06/11/21	\$ 5,114,606	\$ -	09/01/23
San Juan Unified	Sacramento	Casa Roble Fundamental High	57/67447-00-070	06/11/21	\$ 2,413,857	\$ -	09/01/23
Visalia Unified	Tulare	Mt. Whitney High	57/72256-00-033	06/14/21	\$ 2,244,397	\$ -	09/01/23
Lucia Mar Unified	San Luis Obispo	Arroyo Grande High	57/68759-00-019	06/15/21	\$ 1,186,650	\$ -	09/01/23
Salida Union Elementary	Stanislaus	Salida Elementary	57/71266-00-002	06/17/21	\$ 943,006	\$ -	09/01/23
Salida Union Elementary	Stanislaus	Independence Charter	57/71266-00-003	06/17/21	\$ 460,501	\$ -	09/01/23
Salida Union Elementary	Stanislaus	Mildred Perkins Elementary	57/71266-00-004	06/17/21	\$ 1,820,378	\$ -	09/01/23
Santa Monica-Malibu Unified	Los Angeles	Lincoln Middle	57/64980-00-023	06/18/21	\$ 1,365,171	\$ -	09/01/23
Lodi Unified	San Joaquin	Wagner-Holt Elementary	57/68585-00-019	06/21/21	\$ 664,542	\$ -	09/01/23
Wheatland Union High	Yuba	Wheatland Union High	57/72769-00-003	06/25/21	\$ 1,080,953	\$ -	09/01/23
Desert Sands Unified	Riverside	Abraham Lincoln Elementary	57/67058-00-024	07/02/21	\$ 1,839,667	\$ -	09/01/23
Fontana Unified	San Bernardino	Locust Elementary	57/67710-00-027	07/07/21	\$ 593,663	\$ -	09/01/23
Chino Valley Unified	San Bernardino	Hidden Trails Elementary	57/67678-00-034	07/08/21	\$ 2,084,162	\$ -	10/02/23
Chino Valley Unified	San Bernardino	Butterfield Ranch Elementary	57/67678-00-035	07/08/21	\$ 2,084,162	\$ -	10/02/23
Anderson Union High	Shasta	West Valley High	57/69856-00-004	07/08/21	\$ 1,460,131	\$ -	10/02/23
Mendota Unified	Fresno	Mendota High	57/75127-00-007	07/08/21	\$ 2,400,209	\$ -	10/02/23
Manhattan Beach Unified	Los Angeles	Grand View Elementary	57/75333-00-013	07/13/21	\$ 3,557,507	\$ -	10/02/23
Vacaville Unified	Solano	Edwin Markham Elementary	57/70573-00-017	07/16/21	\$ 3,873,519	\$ -	10/02/23
Long Beach Unified	Los Angeles	Robinson Academy	57/64725-00-046	07/21/21	\$ 4,793,886	\$ -	10/02/23
Pleasanton Unified	Alameda	Amador Valley High	57/75101-00-018	07/21/21	\$ 1,552,152	\$ -	10/02/23
Atascadero Unified	San Luis Obispo	San Benito Elementary	57/68700-00-012	07/30/21	\$ 2,726,484	\$ -	10/02/23
Clovis Unified	Fresno	Cole Elementary	57/62117-00-065	08/03/21	\$ 3,901,527	\$ -	10/02/23
San Ardo Union Elementary	Monterey	San Ardo Elementary	57/66175-00-001	08/06/21	\$ 904,499	\$ -	10/02/23
Los Angeles Unified	Los Angeles	Granada Hills Continuation	57/64733-00-733	08/10/21	\$ 11,024,897	\$ -	10/02/23
East Side Union High	Santa Clara	James Lick High	57/69427-00-041	08/11/21	\$ 9,249,390	\$ -	11/02/23
Livermore Valley Joint Unified	Alameda	Joe Michell Elementary	57/61200-00-031	08/12/21	\$ 2,952,077	\$ -	11/02/23
Long Beach Unified	Los Angeles	Hughes Middle	57/64725-00-047	08/13/21	\$ 10,336,081	\$ -	11/02/23
Shasta Union High	Shasta	Enterprise High	57/70136-00-006	08/13/21	\$ 405,965	\$ -	11/02/23
Fowler Unified	Fresno	Marshall Elementary	57/62158-00-005	08/16/21	\$ 593,663	\$ -	11/02/23

SFP APPLICATIONS
Modernization School Facilities Program
- Workload as of April 30, 2024 -

District	County	Site Name	Application Number	OPSC Date Received	Estimated State Grant (a)***	Financial Hardship (b)	Notification Occurred**
Val Verde Unified	Riverside	Rainbow Ridge Elementary	57/75242-00-008	08/16/21	\$ 3,183,778	\$ -	11/02/23
Mountain View-Los Altos Union High	Santa Clara	Los Altos High	57/69609-00-006	08/17/21	\$ 2,086,507	\$ -	11/02/23
Chico Unified	Butte	Pleasant Valley High	57/61424-00-011	08/20/21	\$ 1,143,544	\$ -	11/02/23
Simi Valley Unified	Ventura	Royal High	57/72603-00-036	08/23/21	\$ 6,538,581	\$ -	11/02/23
Los Angeles Unified	Los Angeles	Arroyo Seco Museum Science	57/64733-00-735	08/24/21	\$ 1,992,899	\$ -	11/02/23
Cloverdale Unified	Sonoma	Washington Middle	57/70656-00-003	08/25/21	\$ 1,594,800	\$ -	11/02/23
Corona-Norco Unified	Riverside	Jefferson Elementary	57/67033-00-023	08/31/21	\$ 2,544,857	\$ -	01/06/23
Jefferson Elementary	San Mateo	Garden Village Elementary	57/68916-00-031	09/02/21	\$ 576,150	\$ -	11/02/23
San Juan Unified	Sacramento	John Barrett Middle	57/67447-00-071	09/03/21	\$ 4,012,081	\$ -	11/02/23
Fowler Unified	Fresno	Malaga Elementary	57/62158-00-006	09/07/21	\$ 996,505	\$ -	11/02/23
Irvine Unified	Orange	South Lake Middle	57/73650-00-037	09/08/21	\$ 5,557,028	\$ -	11/02/23
Elk Grove Unified	Sacramento	Pleasant Grove Elementary	57/67314-00-038	09/14/21	\$ 2,732,908	\$ -	11/02/23
Elk Grove Unified	Sacramento	Joseph Kerr Middle	57/67314-00-039	09/15/21	\$ 1,887,743	\$ -	11/02/23
San Luis Coastal Unified	San Luis Obispo	Bishop's Peak Elementary	57/68809-00-029	09/23/21	\$ 1,028,097	\$ -	11/02/23
Val Verde Unified	Riverside	Victoriano Elementary	57/75242-00-009	09/23/21	\$ 4,987,333	\$ -	11/02/23
Newport-Mesa Unified	Orange	Back Bay High	57/66597-00-052	09/24/21	\$ 568,251	\$ -	11/02/23
Newport-Mesa Unified	Orange	Horace Ensign Intermediate	57/66597-00-053	09/27/21	\$ 3,521,366	\$ -	12/01/23
Hemet Unified	Riverside	Little Lake Elementary	57/67082-00-012	09/27/21	\$ 2,358,946	\$ -	12/01/23
Victor Valley Union High	San Bernardino	Silverado High	57/67934-00-005	09/27/21	\$ 13,912,788	\$ -	12/01/23
Sequoia Union Elementary	Tulare	Sequoia Union Elementary	57/72116-00-002	09/29/21	\$ 2,272,945	\$ -	12/01/23
Fowler Unified	Fresno	Fowler High	57/62158-00-007	10/07/21	\$ 1,620,174	\$ -	12/01/23
Newport-Mesa Unified	Orange	Costa Mesa High	57/66597-00-054	10/08/21	\$ 2,661,188	\$ -	12/01/23
San Leandro Unified	Alameda	McKinley Elementary	57/61291-00-024	10/11/21	\$ 572,174	\$ -	12/01/23
San Leandro Unified	Alameda	Washington Elementary	57/61291-00-025	10/11/21	\$ 635,413	\$ -	12/01/23
San Marcos Unified	San Diego	Richland Elementary	57/73791-00-011	10/12/21	\$ 2,410,423	\$ -	12/01/23
Santa Cruz City High	Santa Cruz	Santa Cruz High	57/69823-00-014	10/13/21	\$ 1,097,306	\$ -	12/01/23
Val Verde Unified	Riverside	Mary McLeod Bethune Elementary	57/75242-00-010	10/13/21	\$ 3,927,022	\$ -	12/01/23
Val Verde Unified	Riverside	El Potrero Elementary	57/75242-00-011	10/14/21	\$ 1,085,424	\$ -	12/01/23
San Bernardino City Unified	San Bernardino	Del Rosa Elementary	57/67876-00-115	10/15/21	\$ 4,576,808	\$ -	12/01/23
San Bernardino City Unified	San Bernardino	Warm Springs Elementary	57/67876-00-116	10/15/21	\$ 4,811,962	\$ -	12/01/23
Windsor Unified	Sonoma	Mattie Washburn Elementary	57/75358-00-005	10/20/21	\$ 2,467,229	\$ -	12/01/23
McCabe Union Elementary	Imperial	McCabe Elementary	57/63180-00-002	10/25/21	\$ 877,698	\$ 587,878	12/01/23
Lowell Joint	Los Angeles	Jordan Elementary	57/64766-00-004	10/26/21	\$ 2,685,245	\$ -	12/01/23
Sutter Union High	Sutter	Sutter High	57/71449-00-003	10/27/21	\$ 1,175,332	\$ 783,554	12/01/23
Los Angeles Unified	Los Angeles	Sherman Oaks Center for Enriched Studies	57/64733-00-736	10/29/21	\$ 15,234,395	\$ -	12/01/23
Buellton Union Elementary	Santa Barbara	Oak Valley Elementary	57/69138-00-003	11/01/21	\$ 1,300,038	\$ -	08/01/23
Vallejo City Unified	Solano	Highland Elementary	57/70581-00-021	11/02/21	\$ 1,406,709	\$ -	12/01/23
Vallejo City Unified	Solano	Vallejo High	57/70581-00-022	11/02/21	\$ 7,334,265	\$ -	12/01/23
Compton Unified	Los Angeles	Compton High	57/73437-01-044	11/09/21	\$ 11,859,646	\$ -	12/01/23
Thermalito Union Elementary	Butte	Poplar Avenue Elementary	57/61549-00-007	11/15/21	\$ 2,145,740	\$ -	12/01/23
Los Angeles Unified	Los Angeles	Theodore Roosevelt Senior High	57/64733-05-019	11/15/21	\$ 26,510,715	\$ -	12/01/23
San Bernardino City Unified	San Bernardino	Rio Vista Elementary	57/67876-00-117	11/15/21	\$ 1,706,152	\$ -	12/01/23
San Bernardino City Unified	San Bernardino	Barton Elementary	57/67876-00-118	11/15/21	\$ 1,969,764	\$ -	12/01/23
San Bernardino City Unified	San Bernardino	Cole Elementary	57/67876-00-119	11/15/21	\$ 312,681	\$ -	12/01/23
San Juan Unified	Sacramento	Arden Middle	57/67447-00-072	11/17/21	\$ 5,618,883	\$ -	12/01/23
Surprise Valley Joint Unified	Modoc	Surprise Valley High	57/65896-00-002	11/24/21	\$ 92,981	\$ 61,987	12/01/23
Pittsburg Unified	Contra Costa	Willow Cove Elementary	57/61788-00-012	12/07/21	\$ 3,407,170	\$ -	12/01/23
San Diego Unified	San Diego	Linda Vista Elementary	57/68338-00-269	12/08/21	\$ 2,023,418	\$ -	12/01/23

SFP APPLICATIONS
Modernization School Facilities Program
- Workload as of April 30, 2024 -

District	County	Site Name	Application Number	OPSC Date Received	Estimated State Grant (a)***	Financial Hardship (b)	Notification Occurred**
San Diego Unified	San Diego	La Jolla Elementary	57/68338-00-270	12/09/21	\$ 2,506,714	\$ -	12/01/23
San Diego Unified	San Diego	Clairemont Canyons Academy	57/68338-00-271	12/09/21	\$ 1,588,882	\$ -	12/01/23
San Diego Unified	San Diego	Spreckels Elementary	57/68338-00-272	12/10/21	\$ 3,371,438	\$ -	12/01/23
Glendale Unified	Los Angeles	Benjamin Franklin Elementary	57/64568-00-050	12/17/21	\$ 2,693,602	\$ -	12/01/23
San Juan Unified	Sacramento	Greer Elementary	57/67447-00-073	12/17/21	\$ 2,122,725	\$ -	12/01/23
San Juan Unified	Sacramento	Sylvan Middle	57/67447-00-074	12/17/21	\$ 3,421,146	\$ -	12/01/23
Hermosa Beach City Elementary	Los Angeles	Hermosa Valley Elementary	57/64600-00-011	12/20/21	\$ 1,407,337	\$ -	01/02/24
Long Beach Unified	Los Angeles	Fremont Elementary	57/64725-00-048	12/20/21	\$ 3,811,046	\$ -	01/02/24
Stockton Unified	San Joaquin	Montezuma Elementary	57/68676-00-043	12/20/21	\$ 3,941,683	\$ -	01/02/24
Snowline Joint Unified	San Bernardino	Serrano High	57/73957-00-002	12/20/21	\$ 26,786,772	\$ -	01/02/24
Los Angeles Unified	Los Angeles	Pio Pico Middle	57/64733-00-737	12/23/21	\$ 3,881,973	\$ -	01/02/24
Los Angeles Unified	Los Angeles	Los Angeles Polytechnic High	57/64733-38-024	12/23/21	\$ 18,394,736	\$ -	01/02/24
Hanford Joint Union High	Kings	Hanford West High	57/63925-00-006	01/03/22	\$ 6,324,560	\$ -	01/02/24
Hanford Joint Union High	Kings	Hanford High	57/63925-00-007	01/03/22	\$ 9,031,588	\$ -	01/02/24
Cloverdale Unified	Sonoma	Jefferson Elementary	57/70656-00-004	01/03/22	\$ 226,175	\$ 150,783	01/02/24
San Juan Unified	Sacramento	Dyer-Kelly Elementary	57/67447-00-075	01/04/22	\$ 2,639,171	\$ -	01/02/24
South Pasadena Unified	Los Angeles	Arroyo Vista Elementary	57/65029-00-007	01/06/22	\$ 2,037,319	\$ -	01/02/24
South Pasadena Unified	Los Angeles	Monterey Hills Elementary	57/65029-00-008	01/06/22	\$ 2,764,964	\$ -	01/02/24
South Pasadena Unified	Los Angeles	Marengo Elementary	57/65029-00-009	01/06/22	\$ 1,300,812	\$ -	01/02/24
Santa Monica-Malibu Unified	Los Angeles	Santa Monica High	57/64980-00-024	01/07/22	\$ 2,263,976	\$ -	01/02/24
Lodi Unified	San Joaquin	Lodi High	57/68585-00-020	01/07/22	\$ 12,701,506	\$ -	01/02/24
Santa Monica-Malibu Unified	Los Angeles	Malibu Elementary	57/64980-00-025	01/10/22	\$ 211,730	\$ -	01/02/24
Santa Monica-Malibu Unified	Los Angeles	Roosevelt Elementary	57/64980-00-026	01/10/22	\$ 253,045	\$ -	01/02/24
San Juan Unified	Sacramento	Del Campo High	57/67447-00-076	01/11/22	\$ 1,718,782	\$ -	01/02/24
Vacaville Unified	Solano	Willis Jepson Middle	57/70573-00-018	01/12/22	\$ 2,510,040	\$ -	01/02/24
Lucia Mar Unified	San Luis Obispo	Dana Elementary	57/68759-00-020	01/13/22	\$ 1,545,027	\$ -	01/02/24
San Francisco Unified	San Francisco	Marina Middle	57/68478-79-006	01/14/22	\$ 5,087,190	\$ -	01/02/24
Visalia Unified	Tulare	Green Acres Middle	57/72256-00-034	01/18/22	\$ 5,041,833	\$ -	01/02/24
Mendocino Unified	Mendocino	Mendocino High	57/65581-00-007	01/19/22	\$ 1,822,028	\$ -	01/02/24
Oakland Unified	Alameda	Fremont High	57/61259-00-072	01/20/22	\$ 13,081,284	\$ -	01/02/24
Fremont Union High	Santa Clara	Cupertino High	57/69468-00-017	01/25/22	\$ 2,883,779	\$ -	01/02/24
Fremont Union High	Santa Clara	Fremont High	57/69468-00-018	01/25/22	\$ 1,831,159	\$ -	01/02/24
Fremont Union High	Santa Clara	Monta Vista High	57/69468-00-019	01/25/22	\$ 824,211	\$ -	01/02/24
Lucia Mar Unified	San Luis Obispo	Branch Elementary	57/68759-00-021	01/26/22	\$ 1,198,935	\$ -	01/02/24
Lucia Mar Unified	San Luis Obispo	Shell Beach Elementary	57/68759-00-022	01/26/22	\$ 1,267,161	\$ -	01/02/24
Shiloh Elementary	Stanislaus	Shiloh Elementary	57/71274-00-002	01/26/22	\$ 692,087	\$ -	01/02/24
San Ramon Valley Unified	Contra Costa	San Ramon Valley High	57/61804-00-046	01/31/22	\$ 13,278,135	\$ -	01/02/24
Palm Springs Unified	Riverside	Palm Springs High	57/67173-00-013	02/01/22	\$ 20,529,661	\$ -	02/01/24
Santa Monica-Malibu Unified	Los Angeles	Will Rogers Elementary	57/64980-00-027	02/02/22	\$ 274,399	\$ -	02/01/24
Santa Monica-Malibu Unified	Los Angeles	John Adams Middle	57/64980-00-028	02/02/22	\$ 685,570	\$ -	02/01/24
Redlands Unified	San Bernardino	Lugonia Elementary	57/67843-00-017	02/02/22	\$ 402,314	\$ -	02/01/24
Redlands Unified	San Bernardino	Cope Middle	57/67843-00-018	02/02/22	\$ 1,076,784	\$ -	02/01/24
Redlands Unified	San Bernardino	Crafton Elementary	57/67843-00-019	02/02/22	\$ 508,135	\$ -	02/01/24
Redlands Unified	San Bernardino	Mentone Elementary	57/67843-00-020	02/02/22	\$ 1,361,431	\$ -	02/01/24
Pomona Unified	Los Angeles	Arroyo Elementary	57/64907-00-043	02/03/22	\$ 1,999,555	\$ -	02/01/24
Pacifica	San Mateo	Ocean Shore Elementary	57/68932-00-010	02/03/22	\$ 936,186	\$ -	02/01/24
Long Beach Unified	Los Angeles	Helen Keller Middle	57/64725-00-049	02/04/22	\$ 2,222,143	\$ -	02/01/24
Pomona Unified	Los Angeles	Ganesh High	57/64907-00-044	02/08/22	\$ 1,011,959	\$ -	02/01/24

SFP APPLICATIONS
 Modernization School Facilities Program
 - Workload as of April 30, 2024 -

District	County	Site Name	Application Number	OPSC Date Received	Estimated State Grant (a)***	Financial Hardship (b)	Notification Occurred**
Pomona Unified	Los Angeles	Garey High	57/64907-00-045	02/08/22	\$ 4,246,063	\$ -	02/01/24
Pomona Unified	Los Angeles	Alcott Elementary	57/64907-00-046	02/10/22	\$ 976,486	\$ -	02/01/24
Los Angeles Unified	Los Angeles	Venice Senior High	58/64733-00-005*	02/16/23	\$ 1,059,058	\$ -	
Los Angeles Unified	Los Angeles	Crenshaw Senior High	58/64733-00-006*	03/23/23	\$ 894,491	\$ -	
Anaheim Union High	Orange	Katella High	58/66431-00-002	11/21/23	\$ 2,813,894	\$ -	
Dunsmuir Elementary	Siskiyou	Dunsmuir Elementary	58/70243-00-001	01/04/24	\$ 854,186	\$ 569,457	
Eureka City Schools	Humboldt	Eureka Senior High	58/75515-00-003	01/25/24	\$ 28,054,194	\$ -	
Yolo County Office of Education	Humboldt	Greengate Center For Exception	58/10579-00-001	02/01/24	\$ 1,640,088	\$ 1,093,392	
Shiloh Elementary	Stanislaus	Shiloh Elementary	58/71274-00-002	02/01/24	\$ 722,686	\$ 481,791	
Anderson Union High	Shasta	Anderson High	58/69856-00-003	02/06/24	\$ 496,112	\$ -	
Graves Elementary	Monterey	Graves Elementary	58/66027-00-001	02/07/24	\$ 222,059	\$ 148,039	
Shaffer Elementary	Lassen	Shaffer Elementary	58/64188-00-001	03/06/24	\$ 1,235,987	\$ 823,991	
Weed Elementary	Siskiyou	Weed Elementary	58/70482-00-001	03/06/24	\$ 879,838	\$ 586,559	
					\$ 571,902,675	\$ 7,976,449	
					Total	\$ 579,879,124	

MODERNIZATION FUNDING SUBTOTALS	\$ 533,030,082	\$ 4,273,219
MODERNIZATION FACILITY HARDSHIP - NON SEISMIC	\$ 36,919,044	\$ 3,703,230
TOTAL MODERNIZATION FUNDING		\$ 577,925,575
MODERNIZATION FACILITY HARDSHIP - SEISMIC	\$ 1,953,549	\$ -

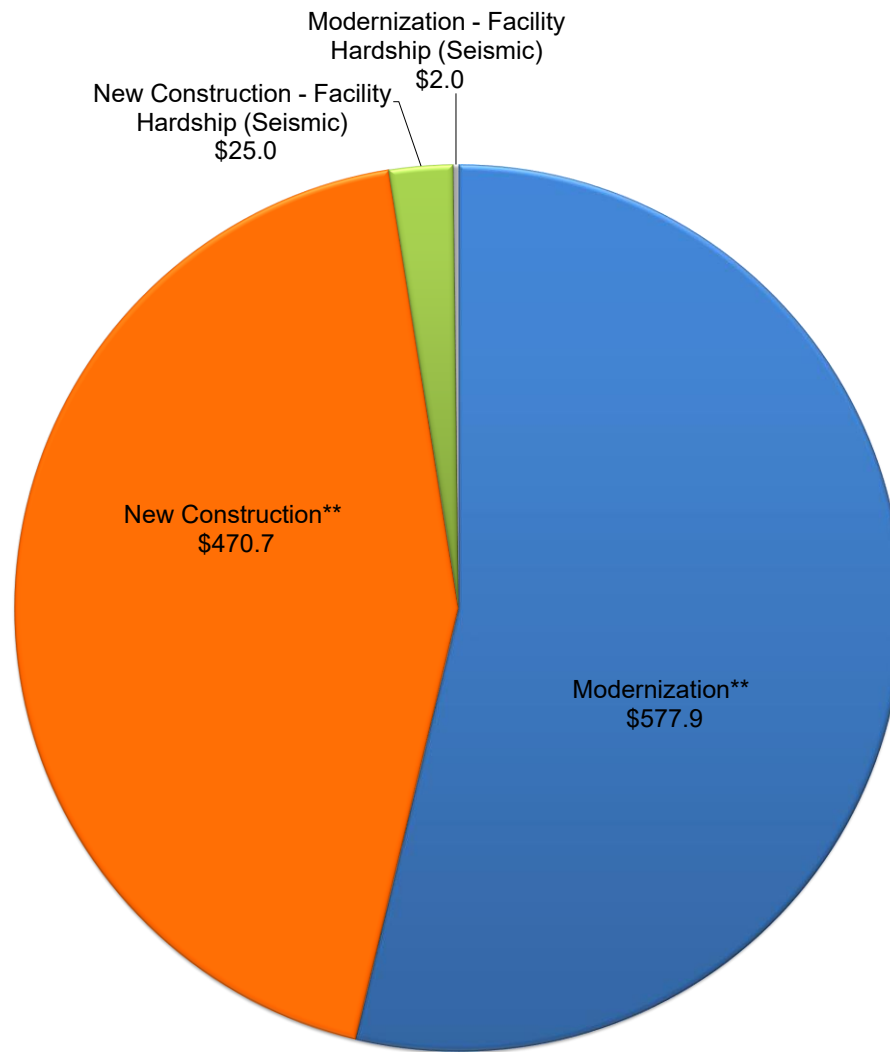
(a) Represents estimated 60% state share of project including excessive cost grants. Sesimic Mitigation Program projects represents the estimated 50% state share of project. Amounts shown have not been reviewed by OPSC for compliance with all School Facility Program requirements.

(b) Represents estimated financial hardship. Amounts shown have not been reviewed by OPSC for compliance with all School Facility Program requirements.

*Facility Hardship project requesting Seismic Mitigation Program funding.

**School districts have been notified that the Office of Public School Construction will begin processing the district's application in the near future.

School Facility Program Applications within Bond Authority*
- in millions of dollars, as of April 30, 2024-



*The projects on this report only represents completed applications that are awaiting Office of Public School Construction (OPSC) processing and scheduling to the State Allocation Board. It does not reflect the OPSC's complete workload or guarantee the project is within available bond authority.

** Includes Facility Hardship Non-Seismic applications.

This list includes future workload that is identified as:

- Pending reflects workload that has been processed by OPSC but awaiting further information/documentation from the district.
- Reviewing reflects currently being processed by OPSC.

INFORMATION ITEM

CALIFORNIA PRESCHOOL, TRANSITIONAL KINDERGARTEN AND FULL-DAY KINDERGARTEN FACILITIES GRANT PROGRAM (as of April 30, 2024)

The applications on this list represent California Preschool, Transitional Kindergarten and Full-Day Kindergarten Facilities Grant Program projects in date order received through April 30, 2024. These applications have been received and are currently being reviewed by the Office of Public School Construction.

Published monthly in the SAB Agenda.

This report is also located on the [OPSC Website](#)

California Preschool, Transitional Kindergarten and Full-Day Kindergarten Facilities Grant Program
- Workload as of April 30, 2024 -

District	County	Site Name	Application Number	OPSC Date Received	Estimated State Grant**	Financial Hardship**
ABC Unified	Los Angeles	Aloha Elementary	70/64212-00-001	3/2/2023	\$ 819,902.00	
ABC Unified	Los Angeles	Furgeson Elementary	70/64212-00-002	3/2/2023	\$ 819,902.00	
ABC Unified	Los Angeles	Hawaiian Elementary	71/64212-00-002	3/2/2023	\$ 190,187.00	
ABC Unified	Los Angeles	Melbourne Elementary	71/64212-00-003	3/2/2023	\$ 190,187.00	
ABC Unified	Los Angeles	Willow Elementary	71/64212-00-004	3/2/2023	\$ 190,187.00	
Adelanto Elementary	San Bernardino	Adelanto Elementary	70/67587-00-015	3/2/2023	\$ 2,733,005.00	
Adelanto Elementary	San Bernardino	Bradach Elementary	70/67587-00-022	3/2/2023	\$ 3,552,909.00	
Adelanto Elementary	San Bernardino	Eagle Ranch Elementary	70/67587-00-016	3/2/2023	\$ 4,919,411.00	
Adelanto Elementary	San Bernardino	El Mirage	70/67587-00-014	3/2/2023	\$ 1,366,503.00	
Adelanto Elementary	San Bernardino	George Visual and Performing Arts Magnet and Middle	70/67587-00-012	3/2/2023	\$ 4,099,510.00	
Adelanto Elementary	San Bernardino	Gus Franklin Jr. STEM School	70/67587-00-019	3/2/2023	\$ 4,919,411.00	
Adelanto Elementary	San Bernardino	Magathan Elementary	70/67587-00-018	3/2/2023	\$ 5,466,012.00	
Adelanto Elementary	San Bernardino	Morgan Kincaid Prep	70/67587-00-020	3/2/2023	\$ 5,466,012.00	
Adelanto Elementary	San Bernardino	Theodore Vick Elementary	70/67587-00-021	3/2/2023	\$ 5,466,012.00	
Adelanto Elementary	San Bernardino	West Creek Elementary	70/67587-00-013	3/2/2023	\$ 5,466,012.00	
Adelanto Elementary	San Bernardino	Westside Park Elementary	70/67587-00-017	3/2/2023	\$ 4,919,411.00	
Alhambra Unified	Los Angeles	Garfield Elementary/ Scanlon Early Ed Ctr Consolidation	70/75713-00-002	2/24/2023	\$ 3,729,607.00	
Alisal Union	Monterey	Sanchez (Jesse G) Elementary	70/65961-00-029	3/2/2023	\$ 2,459,706.00	
Alisal Union	Monterey	Alisal Community	70/65961-00-032	3/2/2023	\$ 3,279,607.00	
Alisal Union	Monterey	Bardin Elementary	70/65961-00-034	3/2/2023	\$ 1,639,803.00	
Alisal Union	Monterey	Dr. Martin Luther King, Jr. Academy	70/65961-00-035	3/2/2023	\$ 4,099,509.00	
Alisal Union	Monterey	John Steinbeck Elementary	70/65961-00-031	3/2/2023	\$ 3,279,607.00	
Alisal Union	Monterey	Loya (Oscar F.) Elementary	70/65961-00-030	3/2/2023	\$ 1,639,803.00	
Alisal Union	Monterey	Monte Bella Elementary	70/65961-00-033	3/2/2023	\$ 3,279,607.00	
Alisal Union	Monterey	Virginia Rocca Barton Elementary	70/65961-00-028	3/2/2023	\$ 2,459,706.00	
Amador County Unified	Amador	Ione Elementary	70/73981-00-004	2/28/2023	\$ 3,279,607.00	
Amador County Unified	Amador	Jackson Elementary	70/73981-00-003	2/28/2023	\$ 2,459,706.00	
Anaheim Elementary	Orange	Price Elementary	70/66423-00-003	3/2/2023	\$ 10,658,724.00	
Arcadia Unified	Los Angeles	Baldwin Stocker Elementary	70/64261-00-011	2/14/2023	\$ 4,372,810.00	
Arcadia Unified	Los Angeles	Camino Grove Elementary	70/64261-00-007	2/14/2023	\$ 4,372,810.00	
Arcadia Unified	Los Angeles	Highland Oaks Elementary	70/64261-00-012	2/14/2023	\$ 4,372,810.00	
Arcadia Unified	Los Angeles	Holly Avenue Elementary	70/64261-00-010	2/14/2023	\$ 4,372,810.00	
Arcadia Unified	Los Angeles	Hugo Reid Elementary	70/64261-00-008	2/14/2023	\$ 3,826,208.00	
Arcadia Unified	Los Angeles	Longley Way Elementary	70/64261-00-009	2/14/2023	\$ 3,826,208.00	
Azusa Unified	Los Angeles	Ellington Elementary	70/64279-00-002	3/2/2023	\$ 1,639,803.00	
Azusa Unified	Los Angeles	Hodge Elementary	70/64279-00-003	3/2/2023	\$ 2,459,706.00	
Azusa Unified	Los Angeles	Lee Elementary	70/64279-00-004	3/2/2023	\$ 3,279,607.00	
Azusa Unified	Los Angeles	Magnolia Elementary	70/64279-00-005	3/2/2023	\$ 3,279,607.00	
Azusa Unified	Los Angeles	Murray Elementary	70/64279-00-006	3/2/2023	\$ 4,099,509.00	
Azusa Unified	Los Angeles	Paramount Elementary	70/64279-00-007	3/2/2023	\$ 4,099,509.00	
Azusa Unified	Los Angeles	Powell Elementary	70/64279-00-008	3/2/2023	\$ 2,459,706.00	
Azusa Unified	Los Angeles	Valleydale Elementary	70/64279-00-009	3/2/2023	\$ 1,639,803.00	
Bakersfield City	Kern	Martin Luther King Jr Elementary	70/63321-00-003	3/2/2023	\$ 1,639,803.00	
Banta Unified	San Joaquin	Banta Elementary	70/77388-00-001	3/2/2023	\$ 529,860.00	
Banta Unified	San Joaquin	NextGeneration STEAM Academy	71/77388-00-001	3/2/2023	\$ 2,474,369.00	
Belmont- Redwood Shores Elementary	San Mateo	Nesbit Elementary	70/68866-00-001	3/2/2023	\$ 2,459,706.00	
Benicia Unified	Solano	Mary Farmar Elementary	70/70524-00-006	2/27/2023	\$ 4,049,259.00	
Benicia Unified	Solano	Robert Semple Elementary	70/70524-00-005	2/27/2023	\$ 2,429,556.00	
Beverly Hills Unified	Los Angeles	Hawthorne Elementary	70/64311-00-002	3/2/2023	\$ 5,466,012.00	
Beverly Hills Unified	Los Angeles	Horace Mann Elementary	71/64311-00-002	3/2/2023	\$ 1,865,401.00	
Brawley Elementary	Imperial	Miguel Hidalgo	70/63073-00-004	3/2/2023	\$ 3,552,909.00	\$ 1,912,405.00

California Preschool, Transitional Kindergarten and Full-Day Kindergarten Facilities Grant Program
- Workload as of April 30, 2024 -

District	County	Site Name	Application Number	OPSC Date Received	Estimated State Grant**	Financial Hardship**
Brawley Elementary	Imperial	Myron D. Witter	70/63073-00-002	3/2/2023	\$ 4,372,810.00	\$ 2,186,404.00
Brawley Elementary	Imperial	Phil D. Swing	70/63073-00-003	3/2/2023	\$ 4,372,810.00	\$ 2,186,404.00
Buellton Union Elementary	Santa Barbara	Oak Valley Elementary	70/69138-00-001	2/16/2023	\$ 834,546.00	
Buena Park Elementary	Orange	Carl E. Gilbert Elementary	70/66456-00-001	3/2/2023	\$ 7,105,816.00	
Calexico Unified	Imperial	Cesar Chavez Elementary	71/63099-00-001	3/2/2023	\$ 4,405,642.00	
Cascade Union Elementary	Shasta	Anderson Heights Elementary	70/69914-00-002	3/1/2023	\$ 1,654,466.00	
Cascade Union Elementary	Shasta	Meadow Lane Elementary	70/69914-00-001	3/1/2023	\$ 2,474,368.00	
Castro Valley Unified	Alameda	Marshall Elementary	70/61150-00-002	2/17/2023	\$ 2,805,678.00	
Center Joint Unified	Sacramento	Dudley Elementary	70/73973-00-010	3/1/2023	\$ 8,199,018.00	
Chico Unified	Butte	Emma Wilson Elementary	70/61424-00-016	2/17/2023	\$ 2,459,706.00	
Chico Unified	Butte	McManus (John A.) Elementary	70/61424-00-017	2/17/2023	\$ 4,934,073.00	
Colfax Elementary	Placer	Colfax Elementary	70/66795-00-001	3/1/2023	\$ 3,294,270.00	
Colton Joint Unified	San Bernardino	Crestmore Elementary	70/67686-00-016	3/1/2023	\$ 3,542,548.00	
Colton Joint Unified	San Bernardino	Terrace View Elementary	70/67686-00-017	3/2/2023	\$ 1,639,803.00	
Colton Joint Unified	San Bernardino	Wilson Elementary	70/67686-00-015	3/1/2023	\$ 3,279,607.00	
Columbia Elementary	Shasta	Columbia Elementary	70/69948-00-002	2/27/2023	\$ 8,213,681.00	
Colusa Unified	Colusa	James M. Burchfield Primary	70/61598-00-002	2/15/2023	\$ 7,393,779.00	
Compton Unified	Los Angeles	Kennedy Elementary	70/73437-00-001	3/2/2023	\$ 3,862,544.00	
Cotati-Rohnert Park Unified	Sonoma	Evergreen Elementary	70/73882-00-001	3/1/2023	\$ 1,654,466.00	
Cotati-Rohnert Park Unified	Sonoma	Marguerite Hahn Elementary	70/73882-00-002	3/1/2022	\$ 1,654,466.00	
Cotati-Rohnert Park Unified	Sonoma	Monte Vista Elementary	70/73882-00-003	3/1/2021	\$ 3,308,932.00	
Cotati-Rohnert Park Unified	Sonoma	John Reed Elementary	70/73882-00-004	3/1/2020	\$ 3,308,932.00	
Cotati-Rohnert Park Unified	Sonoma	University Elementary	71/73882-00-001	3/1/2019	\$ 262,941.00	
Cotati-Rohnert Park Unified	Sonoma	Thomas Page Academy	70/73882-00-005	3/1/2018	\$ 2,973,212.00	
Cotati-Rohnert Park Unified	Sonoma	Richard Crane Elementary	71/73882-00-002	3/1/2017	\$ 262,941.00	
Cucamonga Elementary	San Bernardino	Cucamonga Elementary	70/67694-00-002	3/2/2023	\$ 1,814,887.00	
Culver City Unified	Los Angeles	El Rincon Elementary	70/64444-00-004	3/1/2023	\$ 2,459,706.00	
Culver City Unified	Los Angeles	La Ballona Elementary	70/64444-00-003	3/1/2023	\$ 3,279,607.00	
Delhi Unified	Merced	El Capitan Elementary	70/75366-00-002	3/1/2023	\$ 2,747,668.00	
Delhi Unified	Merced	Harmony Elementary	70/75366-00-003	3/1/2023	\$ 2,747,668.00	
Desert Sands Unified	Riverside	Carter Elementary	71/67058-00-002	3/2/2023	\$ 524,646.00	
Desert Sands Unified	Riverside	Lincoln Elementary	71/67058-00-001	3/2/2023	\$ 699,526.00	
Dinuba Unified	Tulare	Grand View Elementary	70/75531-00-006	2/28/2023	\$ 1,639,803.00	
Dinuba Unified	Tulare	Jefferson Elementary	70/75531-00-005	2/28/2023	\$ 2,459,706.00	
Dinuba Unified	Tulare	Kennedy Elementary	70/75531-00-004	2/28/2023	\$ 2,459,706.00	
Dinuba Unified	Tulare	Lincoln Elementary	70/75531-00-002	2/28/2023	\$ 4,919,411.00	
Dinuba Unified	Tulare	Roosevelt Elementary	70/75531-00-003	2/28/2023	\$ 2,459,706.00	
El Centro Elementary	Imperial	Hedrick Elementary	70/63123-00-010	3/2/2023	\$ 2,459,706.00	
El Segundo Unified	Los Angeles	Richmond Street Elementary	70/64535-00-003	3/1/2023	\$ 6,559,215.00	
Escalon Unified	San Joaquin	CollegeVille Elementary	70/68502-00-003	3/1/2023	\$ 2,186,404.00	
Escalon Unified	San Joaquin	Dent Elementary	70/68502-00-001	3/1/2023	\$ 3,279,607.00	
Escalon Unified	San Joaquin	Farminton Elementary	70/68502-00-004	3/1/2023	\$ 1,366,503.00	
Escalon Unified	San Joaquin	Van Allen Elementary	70/68502-00-002	3/1/2023	\$ 1,639,803.00	
Esparto Unified	Yolo	Esparto Elementary	70/72686-00-002	3/2/2023	\$ 5,753,975.00	
Folsom Cordova Unified	Sacramento	Cordova Villa Elementary	70/67330-00-002	2/28/2023	\$ 1,639,803.00	
Folsom Cordova Unified	Sacramento	Theodore Judah Elementary	70/67330-00-001	2/28/2023	\$ 1,639,803.00	
Fontana Unified	San Bernardino	Beech Avenue Elementary	70/67710-00-051	2/28/2023	\$ 1,639,803.00	
Fontana Unified	San Bernardino	Canyon Crest Elementary	71/67710-00-029	3/1/2023	\$ 582,937.00	
Fontana Unified	San Bernardino	Cypress Elementary	70/67710-00-046	2/28/2023	\$ 2,459,706.00	
Fontana Unified	San Bernardino	Date Elementary	70/67710-00-052	3/1/2023	\$ 1,639,803.00	
Fontana Unified	San Bernardino	Dorothy Grant Innovations Academy	70/67710-00-049	2/28/2023	\$ 2,459,706.00	

California Preschool, Transitional Kindergarten and Full-Day Kindergarten Facilities Grant Program
- Workload as of April 30, 2024 -

District	County	Site Name	Application Number	OPSC Date Received	Estimated State Grant**	Financial Hardship**
Fontana Unified	San Bernardino	Hemlock Elementary	70/67710-00-048	3/1/2023	\$ 1,639,803.00	
Fontana Unified	San Bernardino	Juniper Elementary	71/67710-00-031	3/1/2023	\$ 582,937.00	
Fontana Unified	San Bernardino	Mango Elementary	70/67710-00-050	2/28/2023	\$ 525,881.00	
Fontana Unified	San Bernardino	North Tamarind Elementary	71/67710-00-030	3/1/2023	\$ 291,470.00	
Fontana Unified	San Bernardino	Oleander Elementary	71/67710-00-025	3/1/2023	\$ 2,459,706.00	
Fontana Unified	San Bernardino	Palmetto Elementary	70/67710-00-047	2/28/2023	\$ 2,459,706.00	
Fontana Unified	San Bernardino	Randall Pepper Elementary	71/67710-00-027	3/1/2023	\$ 1,165,875.00	
Fontana Unified	San Bernardino	Redwood Elementary	70/67710-00-053	3/1/2023	\$ 1,402,839.00	
Fontana Unified	San Bernardino	Sierra Lakes Elementary	70/67710-00-045	2/28/2023	\$ 2,459,706.00	
Fontana Unified	San Bernardino	Souht Tamarind Elementary	71/67710-00-026	3/1/2023	\$ 1,402,839.00	
Fontana Unified	San Bernardino	West Randall Elementary	71/67710-00-028	3/1/2023	\$ 291,470.00	
Forestville Union	Sonoma	Forestville Elementary & Academy	70/70680-00-002	2/28/2023	\$ 556,376.00	
Franklin- McKinley Elementary	Santa Clara	Dahl Elementary	70/69450-00-011	3/1/2023	\$ 4,154,014.00	
Franklin- McKinley Elementary	Santa Clara	Hellyer Elementary	70/69450-00-009	3/1/2023	\$ 4,074,947.00	
Franklin- McKinley Elementary	Santa Clara	Kennedy Elementary	70/69450-00-010	3/1/2023	\$ 2,751,176.00	
Franklin- McKinley Elementary	Santa Clara	Meadows Elementary	70/69450-00-013	3/1/2023	\$ 3,917,051.00	
Franklin- McKinley Elementary	Santa Clara	Santee Elementary	70/69450-00-008	3/1/2023	\$ 1,931,273.00	
Franklin- McKinley Elementary	Santa Clara	Stonegate Elementary	70/69450-00-014	3/1/2023	\$ 3,580,083.00	
Franklin- McKinley Elementary	Santa Clara	Windmill Springs Elementary	70/69450-00-012	3/1/2023	\$ 3,917,051.00	
Fresno Unified	Fresno	Jefferson Elementary	71/62166-00-002	3/1/2023	\$ 262,941.00	
General Shafter	Kern	General Shafter	70/63487-00-001	3/2/2023	\$ 824,514.00	
Goleta Union Elementary	Santa Barbara	Brandon Elementary	70/69195-00-007	2/24/2023	\$ 2,459,706.00	
Goleta Union Elementary	Santa Barbara	El Camino Elementary	70/69195-00-006	2/24/2023	\$ 1,634,367.00	
Goleta Union Elementary	Santa Barbara	Kellog Elementary	70/69195-00-008	2/24/2023	\$ 1,634,367.00	
Greenfield Union Elementary	Monterey	Cesar Chavez Elementary	70/66035-00-005	3/1/2023	\$ 3,279,607.00	\$ 1,093,202.00
Greenfield Union School District	Kern	Fairview Elementary	70/63503-00-018	3/2/2023	\$ 7,558,617.00	
Greenfield Union School District	Kern	Granite Pointe Elementary	70/63503-00-021	3/2/2023	\$ 7,558,617.00	
Greenfield Union School District	Kern	Horizon Elementary	70/63503-00-020	3/2/2023	\$ 6,478,815.00	
Greenfield Union School District	Kern	Kendrick Elementary	70/63503-00-019	3/2/2023	\$ 6,748,765.00	
Greenfield Union School District	Kern	Valle Verde Elementary	70/63503-00-017	3/2/2023	\$ 8,098,518.00	
Gridley Unified	Butte	Central TK/K Site	70/75507-00-001	3/1/2023	\$ 8,213,681.00	
Hacienda La Puente Unified	Los Angeles	Grazide Elementary	70/73445-00-004	3/2/2023	\$ 4,099,509.00	
Hacienda La Puente Unified	Los Angeles	Wedgeworth Elementary	70/73445-00-003	3/2/2023	\$ 4,099,509.00	
Hemet Unified	Riverside	Ramona Elementary	71/67082-00-004	3/2/2023	\$ 582,937.00	
Hemet Unified	Riverside	Whittier Elementary	70/67082-00-004	3/2/2023	\$ 1,748,812.00	
Hemet Unified	Riverside	Winchester Elementary	71/67082-00-003	3/2/2023	\$ 1,639,803.00	
Hermosa Beach City	Los Angeles	Hermosa View Elementary	70/64600-00-002	3/1/2023	\$ 2,397,450.00	
Howell Mountain Elementary	Napa	Howell Mountain Elementary	70/66258-00-002	2/27/2023	\$ 2,474,368.00	
Hueneme Elementary	Ventura	Art Haycox Elementary	70/72462-00-004	2/15/2023	\$ 7,393,779.00	
Imperial Unified	Imperial	Ben Hulse Elementary	70/63164-00-002	2/15/2023	\$ 6,012,613.00	
Junction Elementary	Shasta	Junction Elementary	70/70045-00-001	3/1/2023	\$ 4,934,074.00	
Jurupa Unified	Riverside	Rustic Lane Elementary	70/67090-00-006	2/27/2023	\$ 4,099,509.00	
Jurupa Unified	Riverside	Troth Elementary	70/67090-00-007	3/2/2023	\$ 3,279,607.00	
Kentfield Elementary	Marin	Bacich Elementary	71/65334-00-002	3/2/2023	\$ 2,338,268.00	
Keppel Union Elementary	Los Angeles	Antelope Elementary	70/64642-00-001	3/2/2023	\$ 3,279,607.00	
King City Union	Monterey	Del Rey Elementary	71/66050-00-002	3/2/2023	\$ 525,881.00	
King City Union	Monterey	Santa Lucia Elementary	71/66050-00-003	3/2/2023	\$ 899,612.00	
La Mesa-Spring Valley	San Diego	Avondale Elementary	71/68197-00-032	3/2/2023	\$ 582,937.00	
La Mesa-Spring Valley	San Diego	Bancroft Elementary	71/68197-00-021	3/2/2023	\$ 874,407.00	
La Mesa-Spring Valley	San Diego	Case De Oro Elementary	71/68197-00-028	3/2/2023	\$ 1,107,583.00	
La Mesa-Spring Valley	San Diego	Fletcher Hills Elementary	71/68197-00-023	3/2/2023	\$ 1,399,051.00	

California Preschool, Transitional Kindergarten and Full-Day Kindergarten Facilities Grant Program
- Workload as of April 30, 2024 -

District	County	Site Name	Application Number	OPSC Date Received	Estimated State Grant**	Financial Hardship**
La Mesa-Spring Valley	San Diego	Highlands Elementary	71/68197-00-027	3/2/2023	\$ 1,107,583.00	
La Mesa-Spring Valley	San Diego	Kempton Street Literacy Academy	71/68197-00-018	3/2/2023	\$ 1,632,225.00	
La Mesa-Spring Valley	San Diego	La Presa Elementary	71/68197-00-030	3/2/2023	\$ 874,407.00	
La Mesa-Spring Valley	San Diego	La Mesa Dale Elementary	71/68197-00-024	3/2/2023	\$ 1,399,051.00	
La Mesa-Spring Valley	San Diego	Lemon Avenue	71/68197-00-019	3/2/2023	\$ 1,340,757.00	
La Mesa-Spring Valley	San Diego	Loma Elementary	71/68197-00-033	3/2/2023	\$ 582,937.00	
La Mesa-Spring Valley	San Diego	Maryland Avenue Elementary	71/68197-00-026	3/2/2023	\$ 932,700.00	
La Mesa-Spring Valley	San Diego	Murdock Elementary	71/68197-00-020	3/2/2023	\$ 1,807,107.00	
La Mesa-Spring Valley	San Diego	Murray Manor Elementary	71/68197-00-022	3/2/2023	\$ 1,399,051.00	
La Mesa-Spring Valley	San Diego	Northmont Elementary	71/68197-00-031	3/2/2023	\$ 1,107,583.00	
La Mesa-Spring Valley	San Diego	Rancho Elementary	71/68197-00-034	3/2/2023	\$ 816,113.00	
La Mesa-Spring Valley	San Diego	Rolando Elementary	71/68197-00-025	3/2/2023	\$ 874,407.00	
La Mesa-Spring Valley	San Diego	Sweetwater Springs Elementary	71/68197-00-029	3/2/2023	\$ 1,107,583.00	
Lakeport Unified	Lake	Lakeport Elementary	70/64030-00-001	2/28/2023	\$ 3,294,270.00	
Lakeside Union	Kern	Donald E. Suburu Elementary	70/63552-00-003	2/17/2023	\$ 5,683,626.00	
Lakeside Union	Kern	Lakeside Elementary	70/63552-00-004	2/22/2023	\$ 3,254,070.00	
Las Virgenes Unified	Los Angeles	Bay Laurel Elementary	70/64683-00-003	2/28/2023	\$ 1,082,843.00	
Lemoore Union Elementary	Kings	Meadow Lane Elementary	70/63974-00-002	3/2/2023	\$ 2,969,457.00	
Little Lake Elementary	Los Angeles	Jersey Avenue Elementary	71/64717-00-001	3/2/2023	\$ 793,290.00	
Live Oak Elementary	Santa Cruz	Green Acres Elementary	70/69765-00-001	3/2/2023	\$ 1,634,367.00	
Livingston Union	Merced	Selma Herndon Elementary	70/65748-00-003	2/24/2023	\$ 2,474,368.00	
Loomis Union	Placer	Franklin Elementary	70/66845-00-002	3/1/2023	\$ 3,567,571.00	
Loomis Union	Placer	Loomis Grammer	70/66845-00-001	3/1/2023	\$ 1,381,165.00	
Loomis Union	Placer	Penryn Elementary	71/66845-00-001	3/1/2023	\$ 589,455.00	
Los Angeles Unified	Los Angeles	Franklin Elementary	70/64733-00-004	3/2/2023	\$ 2,239,995.00	
Los Nietos	Los Angeles	Aeolian Elementary	71/64758-00-007	3/2/2023	\$ 582,937.00	
Los Nietos	Los Angeles	Rancho Santa Gertrudes	71/64758-00-008	3/2/2023	\$ 582,937.00	
Lucia Mar Unified	San Luis Obispo	Branch Elementary	70/68759-00-009	2/27/2023	\$ 1,634,367.00	
Lucia Mar Unified	San Luis Obispo	Fairgrove Elementary (Aka North Oceano Elem.)	70/68579-00-010	2/27/2023	\$ 1,634,367.00	
Lucia Mar Unified	San Luis Obispo	Ocean View Elementary	70/68759-00-011	2/27/2023	\$ 1,634,367.00	
Madera Unified	Madera	Alpha Elementary	70/65243-00-007	2/1/2023	\$ 1,830,375.00	
Madera Unified	Madera	John J Pershing Elementary	70/65243-00-006	2/1/2023	\$ 1,830,375.00	
Manteca Unified	San Joaquin	Earl Education Center (Lathrop)	70/68593-00-001	3/2/2023	\$ 13,118,430.00	
Manteca Unified	San Joaquin	Early Education Center (Manteca)	70/68593-00-002	3/2/2023	\$ 13,118,430.00	
Mark Twain Union Elementary	Calaveras	Copperopolis Elementary	70/61572-00-004	2/7/2023	\$ 1,830,375.00	
Mark Twain Union Elementary	Calaveras	Mark Twain Elementary	70/61572-00-003	2/7/2023	\$ 2,981,080.00	
Marysville Joint Unified	Yuba	Covillaud Elementary	71/72736-00-001	2/27/2023	\$ 1,314,703.00	
McSwain Union Elementary	Merced	McSwain Elementary	70/65763-00-002	2/22/2023	\$ 1,654,466.00	
Mendota Unified	Fresno	Mendota Elementary	70/75127-00-002	3/2/2023	\$ 3,279,607.00	
Menifee Union	Riverside	Evans Ranch Elementary	70/67116-00-012	3/1/2023	\$ 5,739,312.00	
Menifee Union	Riverside	Harvest Hill STEAM Academy	70/67116-00-014	3/1/2023	\$ 4,099,509.00	
Menifee Union	Riverside	Southshore Elementary	70/67116-00-013	3/1/2023	\$ 4,919,411.00	
Merced City	Merced	Burbank Elementary	70/65771-00-003	3/2/2023	\$ 4,246,913.00	
Merced City	Merced	Chenoweth Elementary	70/65771-00-004	3/2/2023	\$ 4,236,555.00	
Merced City	Merced	Fremont Elementary	70/65771-00-005	3/2/2023	\$ 3,143,352.00	
Merced City	Merced	Muir Elementary	70/65771-00-006	3/2/2023	\$ 3,826,208.00	
Merced City	Merced	Sheehy Elementary	70/65771-00-007	3/2/2023	\$ 2,323,449.00	
Mill Valley Elementary	Marin	Old Mill Elementary	70/65391-00-003	2/24/2023	\$ 1,654,466.00	
Mill Valley Elementary	Marin	Park Elementary	70/65391-00-004	2/24/2023	\$ 1,654,466.00	
Mill Valley Elementary	Marin	Strawberry Point Elementary	70/65391-00-001	2/24/2023	\$ 1,654,466.00	
Mill Valley Elementary	Marin	Tam Valley Elementary	70/65391-00-002	2/24/2023	\$ 1,654,466.00	

California Preschool, Transitional Kindergarten and Full-Day Kindergarten Facilities Grant Program
- Workload as of April 30, 2024 -

District	County	Site Name	Application Number	OPSC Date Received	Estimated State Grant**	Financial Hardship**
Miller Creek Elementary	Marin	Lucas Valley Elementary	70/65318-00-004	2/24/2023	\$ 2,474,368.00	
Miller Creek Elementary	Marin	Mary E Silveira Elementary	70/65318-00-003	2/24/2023	\$ 2,757,443.00	
Miller Creek Elementary	Marin	Vallecito Elementary	70/65318-00-002	2/24/2023	\$ 3,030,744.00	
Montebello Unified	Los Angeles	Bandini Elementary	71/64808-00-013	3/1/2023	\$ 262,941.00	
Montebello Unified	Los Angeles	Bell Gardens Elementary	71/64808-00-006	3/1/2023	\$ 262,941.00	
Montebello Unified	Los Angeles	Bella Vista Elementary	71/64808-00-012	3/1/2023	\$ 262,941.00	
Montebello Unified	Los Angeles	Cesar Chavez Elementary	71/64808-00-005	3/1/2023	\$ 262,941.00	
Montebello Unified	Los Angeles	Fremont Elementary	71/64808-00-009	3/1/2023	\$ 262,941.00	
Montebello Unified	Los Angeles	Garfield Elementary	71/64808-00-003	3/1/2023	\$ 262,941.00	
Montebello Unified	Los Angeles	Greenwood Elementary	71/64808-00-001	3/1/2023	\$ 262,941.00	
Montebello Unified	Los Angeles	Joseph A Gascon Elementary	71/64808-00-010	3/1/2023	\$ 262,941.00	
Montebello Unified	Los Angeles	La Merced Elementary	71/64808-00-016	3/1/2023	\$ 262,941.00	
Montebello Unified	Los Angeles	Montebello Gardens Elementary	71/64808-00-002	3/1/2023	\$ 262,941.00	
Montebello Unified	Los Angeles	Montebello Park Elementary	71/64808-00-004	3/1/2023	\$ 262,941.00	
Montebello Unified	Los Angeles	Potrero Heights Elementary	71/64808-00-017	3/1/2023	\$ 262,941.00	
Montebello Unified	Los Angeles	Rosewood Park Elementary	71/64808-00-011	3/1/2023	\$ 262,941.00	
Montebello Unified	Los Angeles	Suva Elementary	71/64808-00-008	3/1/2023	\$ 262,941.00	
Montebello Unified	Los Angeles	Washington Elementary	71/64808-00-014	3/1/2023	\$ 262,941.00	
Montebello Unified	Los Angeles	Wilcox Elementary	71/64808-00-015	3/1/2023	\$ 262,941.00	
Montebello Unified	Los Angeles	Winter Gardens Elementary	71/64808-00-007	3/1/2023	\$ 262,941.00	
Monterey Peninsula Unified	Monterey	J.C. Crumpton Elementary	70/66092-00-002	3/1/2023	\$ 1,639,803.00	
Monterey Peninsula Unified	Monterey	Monte Vista Elementary	71/66092-00-002	3/1/2023	\$ 1,352,489.00	
Morgan Hill Unified	Santa Clara	El Toro Health and Science Academy	70/69583-00-016	3/2/2023	\$ 539,901.00	
Morgan Hill Unified	Santa Clara	Jackson Academy of Music and Math	70/69583-00-012	3/2/2023	\$ 1,619,703.00	
Morgan Hill Unified	Santa Clara	Los Paseos Elementary	70/69583-00-013	3/2/2023	\$ 1,619,703.00	
Morgan Hill Unified	Santa Clara	Nordstrom Elementary	70/69583-00-011	3/2/2023	\$ 2,699,506.00	
Morgan Hill Unified	Santa Clara	P.A. Walsh Steam Academy	70/69583-00-010	3/2/2023	\$ 1,619,703.00	
Morgan Hill Unified	Santa Clara	Paradise Valley Engineering Academy	70/69583-00-014	3/2/2023	\$ 1,619,703.00	
Morgan Hill Unified	Santa Clara	San Martin/Gwinn Environmental Acad	70/69583-00-015	3/2/2023	\$ 1,079,802.00	
Mount Pleasant Elementary	Santa Clara	Ida Jew Academies	70/69617-00-006	3/2/2023	\$ 1,654,466.00	
Mount Pleasant Elementary	Santa Clara	Mt. Pleasant Elementary	70/69617-00-004	3/2/2023	\$ 4,934,073.00	
Mount Pleasant Elementary	Santa Clara	Robert Sanders Elementary	70/69617-00-005	3/2/2023	\$ 3,294,270.00	
Mountain Empire Unified	San Diego	Campo Elementary	70/68213-00-012	3/2/2023	\$ 3,279,607.00	
Mountain Empire Unified	San Diego	Clover Flat Elementary	70/68213-00-011	3/2/2023	\$ 1,639,803.00	
Mountain Empire Unified	San Diego	Descanso Elementary	70/68213-00-009	3/2/2023	\$ 1,639,803.00	
Mountain Empire Unified	San Diego	Potrero Elementary	70/68213-00-010	3/2/2023	\$ 1,639,803.00	
Mountain View Elementary	Los Angeles	Willard F Payne Elementary	70/64816-00-004	3/2/2023	\$ 3,279,607.00	
Mountain View Whisman	Santa Clara	Gabriela Mistral Elementary	70/69591-00-001	3/1/2023	\$ 2,459,706.00	
Mountain View Whisman	Santa Clara	Mariano Castro Elementary	70/69591-00-002	3/1/2023	\$ 819,902.00	
Muroc Joint Unified	Kern	West Boron Elementary	71/63685-00-002	3/2/2023	\$ 462,156.00	
Napa Valley Unified	Napa	McPherson Elementary	70/66266-00-002	2/28/2023	\$ 3,549,284.00	
Natomas Unified	Sacramento	Natomas Park Elementary	70/75283-00-002	2/15/2023	\$ 1,654,466.00	
Newman-Crows Landing Unified	Stanislaus	Von Renner Elementary	71/73601-00-001	2/9/2023	\$ 513,506.00	
North County Joint Union Elementary	San Benito	Spring Grove Elementary	70/67504-00-001	3/2/2023	\$ 1,654,466.00	
Orange Center Elementary	Fresno	Orange Center Elementary	70/62331-00-001	3/2/2023	\$ 1,634,367.00	
Orange Unified	Orange	Palmyra Elementary	71/66621-00-002	3/1/2023	\$ 525,881.00	
Orcutt Union Elementary	Santa Barbara	Nightingale Elementary	70/69260-00-002	3/2/2023	\$ 4,919,411.00	
Pacifica	San Mateo	Ortega Elementary	70/68932-00-005	2/15/2023	\$ 4,646,111.00	
Pacifica	San Mateo	Sunset Ridge Elementary	70/68932-00-006	2/15/2023	\$ 4,099,510.00	
Pacifica	San Mateo	Vallemar Elementary	70/68932-00-004	2/15/2023	\$ 4,099,510.00	
Palo Verde Unified	Riverside	Felix J Appleby Elementary	70/67181-00-003	3/2/2023	\$ 1,639,803.00	

California Preschool, Transitional Kindergarten and Full-Day Kindergarten Facilities Grant Program
- Workload as of April 30, 2024 -

District	County	Site Name	Application Number	OPSC Date Received	Estimated State Grant**	Financial Hardship**
Palo Verde Unified	Riverside	Margaret White Elementary	70/67181-00-001	3/2/2023	\$ 3,006,307.00	
Palo Verde Unified	Riverside	Ruth Brown Elementary	70/67181-00-002	3/2/2023	\$ 3,006,307.00	
Palos Verdes Peninsula Unified	Los Angeles	Dapplegray Elementary	70/64865-00-002	3/2/2023	\$ 4,919,411.00	
Palos Verdes Peninsula Unified	Los Angeles	MiraCatalina Elementary	70/64865-00-005	3/2/2023	\$ 4,099,509.00	
Palos Verdes Peninsula Unified	Los Angeles	Montemalaga Elementary	70/64865-00-004	3/2/2023	\$ 4,099,509.00	
Palos Verdes Peninsula Unified	Los Angeles	Silver Spur Elementary	70/64865-00-001	3/2/2023	\$ 4,099,509.00	
Palos Verdes Peninsula Unified	Los Angeles	Vista Grande Elementary	70/64865-00-003	3/2/2023	\$ 3,279,607.00	
Panama-Buena Vista Union	Kern	Louise Sandrini Elementary	70/63362-00-002	3/2/2023	\$ 3,239,407.00	
Paradise Unified	Butte	Cedarwood Elementary	70/61531-00-004	2/16/2023	\$ 834,546.00	
Paradise Unified	Butte	Paradise Ridge Elementary	70/61531-00-006	2/16/2023	\$ 2,757,444.00	
Paradise Unified	Butte	Pine Ridge Elementary	70/61531-00-005	2/16/2023	\$ 1,937,542.00	
Pierce Joint Unified	Colusa	Arbuckle Elementary	70/61614-00-002	2/17/2023	\$ 3,294,270.00	
Piner-Olivet Union	Sonoma	Olivet Elementary	70/70870-00-002	2/16/2023	\$ 3,294,270.00	
Placerville Union	El Dorado	Louisiana Schnell Elementary	70/61952-00-003	2/17/2023	\$ 4,123,947.00	
Placerville Union	El Dorado	Sierra Elementary	70/61952-00-004	2/17/2023	\$ 4,123,947.00	
Plumas Lake Elementary	Yuba	Cobblestone Elementary	70/72744-00-004	2/17/2023	\$ 5,490,450.00	
Plumas Lake Elementary	Yuba	Rio Del Oro Elementary	70/72744-00-003	2/17/2023	\$ 4,943,849.00	
Redding	Shasta	Bonny View Elementary	70/70110-00-005	2/28/2023	\$ 3,006,307.00	
Redding	Shasta	Cypress Elementary	70/70110-00-006	2/28/2023	\$ 1,639,803.00	
Redding	Shasta	Manzanita Elementary	70/70110-00-004	2/28/2023	\$ 4,919,411.00	
Rialto Unified	San Bernardino	Dollahan Elementary	70/67850-00-010	3/2/2023	\$ 788,822.00	
Rialto Unified	San Bernardino	Morris Elementary	70/67850-00-011	3/2/2023	\$ 788,822.00	
Rialto Unified	San Bernardino	Trapp Elementary	70/67850-00-012	3/2/2023	\$ 1,639,803.00	
Roseland Elementary	Sonoma	Roseland Elementary	70/70904-00-002	2/24/2023	\$ 2,474,368.00	
Salinas City Elementary	Monterey	Lonma Vista Elementary	70/66142-00-007	3/1/2023	\$ 2,459,706.00	
Salinas City Elementary	Monterey	Los Padres Elementary	70/66142-00-006	3/1/2023	\$ 3,279,607.00	
San Bruno Park	San Mateo	Belle Air Elementary	70/69013-00-006	2/17/2023	\$ 3,294,270.00	
San Bruno Park	San Mateo	John Muir Elementary	70/69013-00-004	2/17/2023	\$ 4,934,073.00	
San Bruno Park	San Mateo	Portola Elementary	70/69013-00-005	2/17/2023	\$ 3,294,270.00	
San Gabriel Unified	Los Angeles	Wilson Elementary	70/75291-00-002	2/8/2023	\$ 1,639,803.00	
San Lorenzo Valley Unified	Santa Cruz	Boulder Creek Elementary	70/69807-00-004	3/2/2023	\$ 4,063,921.00	
San Lorenzo Valley Unified	Santa Cruz	San Lorenzo Valley Elementary	70/69807-00-003	3/2/2023	\$ 4,063,921.00	
San Luis Coastal Unified	San Luis Obispo	Baywood Elementary	70/68809-00-006	2/17/2023	\$ 3,006,307.00	
San Luis Coastal Unified	San Luis Obispo	Bishops Peak Elementary	71/68809-00-002	2/17/2023	\$ 1,049,287.00	
San Luis Coastal Unified	San Luis Obispo	Del Mar Elementary	70/68809-00-005	2/17/2023	\$ 2,496,041.00	
San Luis Coastal Unified	San Luis Obispo	Pacheco Elementary	70/68809-00-004	2/17/2023	\$ 2,102,365.00	
San Miguel Joint Union	San Luis Obispo	Cappy Culver Elementary	70/68825-00-002	3/1/2023	\$ 2,474,368.00	
San Miguel Joint Union	San Luis Obispo	Larson Elementary	70/68825-00-001	3/1/2023	\$ 4,114,172.00	
Sanger Unified	Fresno	Madison Elementary	70/62414-00-013	2/15/2023	\$ 1,654,466.00	
Sanger Unified	Fresno	New Elementary	70/62414-00-012	2/15/2023	\$ 5,739,312.00	
Santa Maria-Bonita	Santa Barbara	Adam (William Laird) Elementary	70/69120-00-001	3/2/2023	\$ 2,539,415.00	
Santa Maria-Bonita	Santa Barbara	Alvin Elementary	70/69120-00-002	3/2/2023	\$ 5,739,312.00	
Santa Maria-Bonita	Santa Barbara	Arellanes (Don Juan Bautista)	70/69120-00-003	3/2/2023	\$ 1,639,803.00	
Santa Maria-Bonita	Santa Barbara	Bill Libbon Elementary	70/69120-00-005	3/2/2023	\$ 3,279,607.00	
Santa Maria-Bonita	Santa Barbara	Bonita Elementary	70/69120-00-006	3/2/2023	\$ 5,445,292.00	
Santa Maria-Bonita	Santa Barbara	Bruce (Robert) Elementary	71/69120-00-001	3/2/2023	\$ 2,103,525.00	
Santa Maria-Bonita	Santa Barbara	Fairlawn Elementary	70/69120-00-007	3/2/2023	\$ 2,691,565.00	
Santa Maria-Bonita	Santa Barbara	Jimenez Roberto and Dr. Francisco Elementary	70/69120-00-008	3/2/2023	\$ 4,625,390.00	
Santa Maria-Bonita	Santa Barbara	Juan Pacifico Ontiveros	70/69120-00-012	3/2/2023	\$ 5,739,312.00	
Santa Maria-Bonita	Santa Barbara	Liberty Elementary	70/69120-00-009	3/2/2023	\$ 2,539,415.00	
Santa Maria-Bonita	Santa Barbara	Miller (Isaac) Elementary	70/69120-00-010	3/2/2023	\$ 2,691,565.00	

California Preschool, Transitional Kindergarten and Full-Day Kindergarten Facilities Grant Program
- Workload as of April 30, 2024 -

District	County	Site Name	Application Number	OPSC Date Received	Estimated State Grant**	Financial Hardship**
Santa Maria-Bonita	Santa Barbara	Oakley Elementary	70/69120-00-011	3/2/2023	\$ 6,559,215.00	
Santa Maria-Bonita	Santa Barbara	Rice (William) Elementary	70/69120-00-013	3/2/2023	\$ 6,559,215.00	
Santa Maria-Bonita	Santa Barbara	Sanchez (David J.)	70/69120-00-016	3/2/2023	\$ 3,279,607.00	
Santa Maria-Bonita	Santa Barbara	Taylor (Ida Redmond) Elementary	70/69120-00-014	3/2/2023	\$ 4,625,390.00	
Santa Maria-Bonita	Santa Barbara	Tunnell (Martin Luther) Elementary	70/69120-00-015	3/2/2023	\$ 5,739,312.00	
Santa Paula Unified	Ventura	Barbara Webster Elementary	70/76828-00-002	3/2/2023	\$ 3,279,607.00	
Santa Paula Unified	Ventura	Blanchard Elementary	70/76828-00-001	3/2/2023	\$ 3,279,607.00	
Santa Paula Unified	Ventura	Thelma Bedell Elementary	70/76828-00-003	3/2/2023	\$ 3,279,607.00	
Santa Rtia Union Elementary	Monterey	La Joya Elementary	70/66191-00-002	3/2/2023	\$ 4,372,810.00	
Santa Rtia Union Elementary	Monterey	McKinnon Elementary	70/66191-00-004	3/2/2023	\$ 2,459,706.00	
Santa Rtia Union Elementary	Monterey	New Republic Elementary	70/66191-00-003	3/2/2023	\$ 3,279,607.00	
Santa Rtia Union Elementary	Monterey	Santa Rita Elementary	70/66191-00-001	3/2/2023	\$ 3,826,208.00	
Sausalito- Marin City	Marin	Bayside Martin Luther King Jr Academy	70/65474-00-002	3/1/2023	\$ 2,747,668.00	
Sebastopol Union	Sonoma	Park Side School	70/70938-00-001	3/2/2023	\$ 556,376.00	
Selma Unified	Fresno	Roosevelt Elementary	70/62430-00-016	3/1/2023	\$ 3,279,607.00	
Semitropic Elementary	Kern	Semitropic Elementary	70/63768-00-002	2/14/2023	\$ 1,374,190.00	
Sierra Sands Unified	Kern	Faller Elementary	70/73742-00-002	2/28/2023	\$ 819,902.00	
Soledad Unified	Monterey	San Vincente Elementary	70/75440-00-002	2/28/2023	\$ 3,279,607.00	
Southern Humboldt Unified	Humboldt	Casterlin Elementary	70/63040-00-001	3/1/2023	\$ 1,381,165.00	
Southern Humboldt Unified	Humboldt	Redway Elementary	70/63040-00-002	3/1/2023	\$ 1,654,466.00	
Stanislaus Union Elementary	Stanislaus	Agnes M. Baptist Elementary	70/71282-00-002	3/1/2023	\$ 1,639,803.00	
Stanislaus Union Elementary	Stanislaus	Eisenhut Elementary	70/71282-00-004	3/1/2023	\$ 1,639,803.00	
Stanislaus Union Elementary	Stanislaus	Josephine Chrysler Elementary	70/71282-00-003	3/1/2023	\$ 1,639,803.00	
Stanislaus Union Elementary	Stanislaus	Mary Lou Dieterich Elementary	70/71282-00-005	3/1/2023	\$ 1,639,803.00	
Stanislaus Union Elementary	Stanislaus	Stanislaus Elementary	70/71282-00-006	3/1/2023	\$ 1,639,803.00	
Summerville Elementary	Tulolumne	Summerville Elementary	70/72405-00-002	2/24/2023	\$ 834,564.00	
Susanville Elementary	Lassen	McKinley Elementary	70/64196-00-001	3/1/2023	\$ 4,387,473.00	
Temple City Unified	Los Angeles	Emperor Elementary	70/69260-00-002	3/2/2023	\$ 7,379,117.00	
Twain Harte	Tuolumne	Twain Hart Elementary	70/72421-00-001	2/27/2023	\$ 834,564.00	
Twin Hills Unified	Sonoma	Apple Blossom Elementary	70/70961-00-002	2/14/2023	\$ 1,654,466.00	
Twin Rivers Unified	Sacramento	Del Paso Heights Elementary	70/76505-00-004	3/2/2023	\$ 819,902.00	
Twin Rivers Unified	Sacramento	Dry Creek Elementary	70/76505-00-005	3/2/2023	\$ 819,902.00	
Ukiah Unified	Mendocino	Oak Manor Elementary	70/65615-00-004	2/27/2023	\$ 2,459,706.00	
Ukiah Unified	Mendocino	Yokayo Elementary	70/65615-00-003	2/27/2023	\$ 4,099,510.00	
Visalia Unified	Tulare	Houston Elementary	70/72256-00-004	3/2/2023	\$ 4,099,509.00	
Walnut Creek	Contra Costa	Buena Vista Elementary	70/61812-00-007	2/28/2023	\$ 5,739,312.00	
Walnut Creek	Contra Costa	Indian Valley Elementary	70/61812-00-011	2/28/2023	\$ 4,099,509.00	
Walnut Creek	Contra Costa	Murwood Elementary	70/61812-00-008	2/28/2023	\$ 4,919,411.00	
Walnut Creek	Contra Costa	Parkmead Elementary	70/61812-00-010	2/28/2023	\$ 4,919,411.00	
Walnut Creek	Contra Costa	Tice Creek Elementary	70/61812-00-012	2/28/2023	\$ 3,279,607.00	
Walnut Creek	Contra Costa	Walnut Heights Elementary	70/61812-00-009	2/28/2023	\$ 4,919,411.00	
Waterford Unified	Stanislaus	Richard M Moon Primary	70/75572-00-002	3/2/2023	\$ 7,393,779.00	
Weaver Union	Merced	Pioneer Elementary	70/65862-00-002	3/2/2023	\$ 7,652,417.00	
West Hills Community College	Kings	West Hills College Lemoore	71/62133-00-001	3/2/2023	\$ 776,777.00	
Westminster	Orange	Jessie Hayden Elementary	70/66746-00-002	3/1/2023	\$ 2,751,176.00	
Westminster	Orange	Ada Clegg Elementary	70/66746-00-001	3/1/2023	\$ 2,751,176.00	
Westminster	Orange	Mearis Elementary	70/66746-00-003	3/1/2023	\$ 2,751,176.00	
Westminster	Orange	Willmore Elementary	70/66746-00-004	3/1/2023	\$ 2,751,176.00	
Windsor Unified	Sonoma	Cali Calmecac	70/75358-00-002	2/27/2023	\$ 6,493,477.00	
Windsor Unified	Sonoma	Washburn (Mattie) Elementary	70/75358-00-003	2/28/2023	\$ 2,459,706.00	
Winters Joint Unified	Yolo	Shirley Rominger Intermediate	70/72702-00-004	3/2/2023	\$ 8,213,681.00	

California Preschool, Transitional Kindergarten and Full-Day Kindergarten Facilities Grant Program
 - Workload as of April 30, 2024 -

District	County	Site Name	Application Number	OPSC Date Received	Estimated State Grant**	Financial Hardship**
Winters Joint Unified	Yolo	Waggoner Elementary	70/72702-00-003	3/2/2023	\$ 8,213,681.00	
Winters Joint Unified	Yolo	Wolfskill High	70/72702-00-002	3/2/2023	\$ 7,393,779.00	
Yreka Union Elementary	Siskiyou	Gold Street Elementary	71/70508-00-001	3/1/2023	\$ 1,799,225.00	

ESTIMATED STATE SHARE	\$ 1,030,986,739
ESTIMATED FINANCIAL HARDSHIP REQUEST	\$ 7,378,415
CALIFORNIA PRESCHOOL, TRANSITIONAL KINDERGARTEN AND FULL-DAY KINDERGARTEN TOTAL*	\$ 1,038,365,154

*California Preschool, Transitional Kindergarten and Full-Day Kindergarten Facilities Grant Program applications received by OPSC for the February 2023 Filing Round. OPSC has not yet reviewed the total grant requested, including Financial Hardship, and the total number of projects may exceed available expenditure authority. Placement on this list does not guarantee funding.

** The required district contribution may not equal the percentages specified in 1860.11 and 1860.13 if the application is for funding for a hybrid project that contains multiple facility types.

INFORMATION ITEM

SCHOOL FACILITY PROGRAM APPLICATIONS RECEIVED BEYOND BOND AUTHORITY LIST (as of April 30, 2024)

The applications on this list represent School Facility Program (SFP) New Construction and Modernization projects in date order received that were received on or after February 11, 2022 through April 30, 2024. These applications have been received, but not reviewed, by the Office of Public School Construction (OPSC). This list is presented to the State Allocation Board for acknowledgement, but not approval pursuant to SFP Regulation Section 1859.95.1.

Published monthly in the SAB Agenda.

This report is also on the [OPSC Website](http://www.dgs.ca.gov/opsc) at:
www.dgs.ca.gov/opsc

SFP APPLICATIONS

New Construction Acknowledged Applications Received Past Existing Authority as of April 30, 2024

District	County	Site Name	DSA Number	50-04 Date Received	Estimated State Grant (a)	Estimated Financial Hardship (b)
Pleasanton Unified	Alameda	Lydiksen Elementary	50/75101-00-012	02/15/22	\$ 1,368,404	\$ -
Butteville Union Elementary	Siskiyou	Butteville Elementary	50/70201-00-003	02/22/22	\$ 3,142,834	\$ -
Natomas Unified	Sacramento	Northpointe Elementary	50/75283-00-028	03/11/22	\$ 13,437,152	\$ -
Corona-Norco Unified	Riverside	George Washington Elementary	50/67033-00-049	03/15/22	\$ 1,916,904	\$ -
Riverside Unified	Riverside	Fremont Elementary	50/67215-00-043	03/25/22	\$ 3,768,997	\$ -
Clovis Unified	Fresno	Dry Creek Elementary	50/62117-00-030	04/04/22	\$ 2,573,050	\$ -
Irvine Unified	Orange	Oak Creek Elementary	50/73650-00-052	04/04/22	\$ 469,128	\$ -
Marysville Joint Unified	Yuba	Arboga Elementary	50/72736-00-034	04/07/22	\$ 5,348,981	\$ -
Natomas Unified	Sacramento	Natomas Pacific Pathways Prep Elementary	50/75283-00-029	04/13/22	\$ 8,148,166	\$ -
Standard Elementary	Kern	Highland Elementary	50/63792-00-004	04/27/22	\$ 3,036,485	\$ -
Standard Elementary	Kern	Wingland Elementary	50/63792-00-005	04/27/22	\$ 2,064,789	\$ -
Elk Grove Unified	Sacramento	Miwok Village	50/67314-00-052	05/04/22	\$ 18,870,984	\$ -
Etiwanda Elementary	San Bernardino	Grapeland Elementary	50/67702-00-019	05/06/22	\$ 2,977,000	\$ -
McFarland Unified	Kern	McFarland High School Early College	50/73908-00-012	05/10/22	\$ 2,291,506	\$ -
Robla Elementary	Sacramento	Bell Avenue Elementary	50/67421-00-004	05/13/22	\$ 3,708,068	\$ -
Pittsburg Unified	Contra Costa	Los Medanos Elementary	50/61788-00-012	05/16/22	\$ 1,793,322	\$ -
Corcoran Joint Unified	Kings	Corcoran High	50/63891-00-003	05/25/22	\$ 3,569,653	\$ -
Fresno Unified	Fresno	Juan Felipe Herrera Elementary	50/62166-00-033	05/26/22	\$ 16,479,378	\$ -
Edison Elementary	Kern	Orangewood Elementary	50/63438-00-003	06/09/22	\$ 877,380	\$ 877,380
Manteca Unified	San Joaquin	French Camp Elementary	50/68593-00-028	06/13/22	\$ 819,738	\$ -
Paradise Unified	Butte	Paradise Senior High	50/61531-00-003	06/14/22	\$ 6,147,080	\$ -
San Bernardino City Unified	San Bernardino	Paakuma K-8	50/67876-00-087	06/14/22	\$ 2,871,307	\$ -
Center Joint Unified	Sacramento	Rex Fortune Elementary	50/73973-00-004	06/17/22	\$ 13,713,610	\$ -
Firebaugh-Las Deltas Unified	Fresno	Arthur E. Mills Intermediate	50/73809-00-006	06/22/22	\$ 1,256,925	\$ -
Hilmar Unified	Merced	Hilmar Elementary	50/65698-00-006	06/29/22	\$ 10,834,354	\$ -
Beaumont Unified	Riverside	Beaumont Senior High	50/66993-00-023	06/29/22	\$ 10,420,773	\$ -
Patterson Joint Unified	Stanislaus	Patterson High	50/71217-00-012	06/29/22	\$ 7,500,512	\$ -
Plumas Lake Elementary	Yuba	Rio Del Oro Elementary	50/72744-00-004	07/20/22	\$ 962,762	\$ -
Plumas Lake Elementary	Yuba	Cobblestone Elementary	50/72744-00-005	07/20/22	\$ 864,934	\$ -
Santa Clara Unified	Santa Clara	Kathleen MacDonald High	50/69674-00-003	07/21/22	\$ 73,905,753	\$ -
Patterson Joint Unified	Stanislaus	Apricot Valley Elementary	50/71217-00-013	07/22/22	\$ 1,826,140	\$ -
Patterson Joint Unified	Stanislaus	Las Palmas Elementary	50/71217-00-014	07/22/22	\$ 2,134,604	\$ -
Sundale Union Elementary	Tulare	Sundale Elementary	50/72173-00-007	07/22/22	\$ 4,522,384	\$ 4,522,384
Jurupa Unified	Riverside	Del Sol Academy	50/67090-00-019	07/26/22	\$ 2,615,669	\$ -
Greenfield Union	Kern	Crescent Elementary	50/63503-00-014	07/27/22	\$ 16,697,641	\$ 16,697,641
Banta Elementary	San Joaquin	EPIC Academy	50/68486-00-005	07/29/22	\$ 23,721,425	\$ -
Lodi Unified	San Joaquin	Clyde W. Needham Elementary	50/68585-00-031	07/31/22	\$ 5,871,784	\$ -
San Benito High	San Benito	San Benito High	50/67538-00-004	08/09/22	\$ 929,349	\$ -
Del Mar Union Elementary	San Diego	Pacific Sky Elementary	50/68056-00-005	08/09/22	\$ 29,146,296	\$ -
Milpitas Unified	Santa Clara	Mabel Mattos Elementary	50/73387-00-002	08/09/22	\$ 9,037,821	\$ -
Imperial County Office of Education	Imperial	Imperial Valley Center	50/10132-03-009	08/11/22	\$ 889,058	\$ -
Fresno Unified	Fresno	Ewing Elementary	50/62166-00-034	08/12/22	\$ 2,576,321	\$ -
Los Alamitos Unified	Orange	Los Alamitos High	50/73924-00-007	08/12/22	\$ 1,573,276	\$ -

SFP APPLICATIONS

New Construction Acknowledged Applications Received Past Existing Authority as of April 30, 2024

District	County	Site Name	DSA Number	50-04 Date Received	Estimated State Grant (a)	Estimated Financial Hardship (b)
Sanger Unified	Fresno	Lincoln Elementary	50/62414-00-032	08/15/22	\$ 1,107,227	\$ -
Sanger Unified	Fresno	Lone Star Elementary	50/62414-00-033	08/15/22	\$ 1,160,842	\$ -
Sanger Unified	Fresno	Centerville Elementary	50/62414-00-034	08/15/22	\$ 1,499,177	\$ -
Tulare City	Tulare	Mulcahy Middle	50/72231-00-007	08/15/22	\$ 2,176,943	\$ -
Fremont Unified	Alameda	Centerville Junior High	50/61176-07-001	08/16/22	\$ 11,130,087	\$ -
Fremont Unified	Alameda	William Hopkins Junior High	50/61176-07-002	08/16/22	\$ 7,048,216	\$ -
Vacaville Unified	Los Angeles	Buckingham Collegiate Charter Academy	50/70573-00-003	08/16/22	\$ 4,713,697	\$ -
Sanger Unified	Fresno	Sanger Educational Complex	50/62414-00-035	08/17/22	\$ 27,665,415	\$ -
Greenfield Union	Kern	Crescent Elementary	50/63503-00-018	08/17/22	\$ 5,124,000	\$ -
Hayward Unified	Alameda	Winton Middle	50/61192-00-001	08/26/22	\$ 687,147	\$ -
Porterville Unified	Tulare	West Putnam Elementary	50/75523-00-012	09/23/22	\$ 7,808,353	\$ -
Pleasanton Unified	Alameda	Thomas S. Hart Middle	50/75101-00-013	10/03/22	\$ 2,974,786	\$ -
Liberty Union High	Contra Costa	Liberty High	50/61721-00-010	11/16/22	\$ 5,887,612	\$ -
Lamont Elementary	Kern	Myrtle Avenue Elementary	50/63560-00-002	11/21/22	\$ 4,358,375	\$ -
Lamont Elementary	Kern	Lamont Elementary	50/63560-00-003	11/21/22	\$ 1,009,250	\$ -
Lamont Elementary	Kern	Alicante Avenue Elementary	50/63560-00-004	11/21/22	\$ 2,125,625	\$ -
San Bernardino City Unified	San Bernardino	Indian Springs High	50/67876-00-088	12/01/22	\$ 540,567	\$ -
Jefferson Elementary	San Joaquin	Coral Hollow Elementary	50/68544-00-006	12/09/22	\$ 22,212,742	\$ -
Lammersville Joint Unified	San Joaquin	Evelyn Costa Elementary	50/76760-00-010	12/09/22	\$ 16,172,546	\$ -
San Juan Unified	Sacramento	Earl Legette Elementary	50/67447-00-003	01/09/23	\$ 4,050,597	\$ -
Brentwood Union Elementary	Contra Costa	William B. Bristow Middle	50/61655-00-014	01/26/23	\$ 10,030,671	\$ -
Hemet Unified	Riverside	Little Lake Elementary	50/67082-00-018	01/27/23	\$ 1,898,820	\$ -
San Juan Unified	Sacramento	Starr King K-8	50/67447-00-004	02/08/23	\$ 2,458,433	\$ -
Dublin Unified	Alameda	Emerald High	50/75093-00-015	02/09/23	\$ 59,893,861	\$ -
Templeton Unified	San Luis Obispo	Templeton Middle	50/68841-00-003	02/10/23	\$ 342,643	\$ -
Menifee Union Elementary	Riverside	Chester W. Morrison Elementary	50/67116-00-019	02/15/23	\$ 2,055,701	\$ -
Menifee Union Elementary	Riverside	Evans Ranch Elementary	50/67116-00-020	02/15/23	\$ 3,200,446	\$ -
Menifee Union Elementary	Riverside	Harvest Hill STEAM Academy	50/67116-00-021	02/15/23	\$ 2,802,167	\$ -
Menifee Union Elementary	Riverside	Southshore Elementary	50/67116-00-022	02/15/23	\$ 3,020,750	\$ -
Menifee Union Elementary	Riverside	Taawila Elementary	50/67116-00-023	02/15/23	\$ 2,041,333	\$ -
Ventura County Office of Education	Ventura	Gateway Community	50/10561-00-004	02/21/23	\$ 9,970,488	\$ -
San Benito High	San Benito	Hollister High	50/67538-00-005	02/24/23	\$ 5,382,725	\$ -
Martinez Unified	Contra Costa	John Swett Elementary	50/61739-00-006	02/27/23	\$ 11,343,679	\$ -
San Marcos Unified	San Diego	Double Peak	50/73791-00-022	02/27/23	\$ 2,294,128	\$ -
Kerman Unified	Fresno	New Elementary	50/73999-00-010	03/06/23	\$ 20,195,769	\$ -
Riverside Unified	Riverside	Longfellow Elementary	50/67215-00-044	03/13/23	\$ 6,185,370	\$ -
Walnut Valley Unified	Los Angeles	Walnut Elementary	50/73460-00-014	04/05/23	\$ 2,097,761	\$ -
El Segundo Unified	Los Angeles	El Segundo Middle	50/64535-00-001	04/14/23	\$ 11,957,476	\$ -
Capistrano Unified	Orange	Riendea Elementary	50/66464-00-026	04/18/23	\$ 58,390,961	\$ -
Modesto City Elementary	Stanislaus	Tuolumne Elementary	50/71167-00-001	04/18/23	\$ 1,414,214	\$ -
Santa Maria Joint Union High	Santa Barbara	Santa Maria High	50/69310-00-009	04/24/23	\$ 20,800,489	\$ -
Encinitas Union Elementary	San Diego	Flora Vista Elementary	50/68080-00-002	04/28/23	\$ 1,174,480	\$ -
Jurupa Unified	Riverside	Troth Street Elementary	50/67090-00-020	05/03/23	\$ 7,241,504	\$ -

SFP APPLICATIONS

New Construction Acknowledged Applications Received Past Existing Authority as of April 30, 2024

District	County	Site Name	DSA Number	50-04 Date Received	Estimated State Grant (a)	Estimated Financial Hardship (b)
Twin Rivers Unified	Sacramento	Northlake Elementary	50/76505-04-001	05/10/23	\$ 32,389,035	\$ -
Walnut Valley Unified	Los Angeles	Walnut High	50/73460-00-015	05/12/23	\$ 432,054	\$ -
Buellton Union Elementary	Santa Barbara	Oak Valley Elementary	50/69138-00-003	05/17/23	\$ 1,018,185	\$ -
Patterson Joint Unified	Stanislaus	Patterson High	50/71217-00-015	06/12/23	\$ 4,181,436	\$ -
Hemet Unified	Riverside	Ramona Elementary	50/67082-00-019	06/23/23	\$ 5,758,822	\$ -
Sanger Unified	Fresno	Centerville Elementary	50/62414-00-036	07/18/23	\$ 842,358	\$ -
Oxnard Union High	Ventura	Del Sol High	50/72546-00-002	07/20/23	\$ 73,674,294	\$ -
Sanger Unified	Fresno	Lone Star Elementary	50/62414-00-037	08/04/23	\$ 1,282,290	\$ -
Sanger Unified	Fresno	Lincoln Elementary	50/62414-00-038	08/04/23	\$ 2,047,844	\$ -
Sanger Unified	Fresno	John S. Wash Elementary	50/62414-00-039	08/04/23	\$ 2,406,642	\$ -
Coachella Valley Unified	Riverside	Northshore Elementary	50/73676-00-001	08/04/23	\$ 19,738,249	\$ -
Willows Unified	Glenn	Willows Intermediate	50/62661-00-002	08/08/23	\$ 2,052,131	\$ -
Moreno Valley Unified	Riverside	Moreno Elementary	50/67124-00-005	08/08/23	\$ 19,589,457	\$ -
Palo Alto Unified	Santa Clara	Ellen Fletcher Middle	50/69641-00-004	08/08/23	\$ 1,286,786	\$ -
Palo Alto Unified	Santa Clara	Palo Verde Elementary	50/69641-00-005	08/08/23	\$ 1,364,097	\$ -
Lake Elsinore Unified	Riverside	Railroad Canyon Elementary	50/75176-00-023	08/08/23	\$ 3,068,859	\$ -
Menifee Union Elementary	Riverside	Kathryn Newport Middle	50/67116-00-024	08/09/23	\$ 28,620,323	\$ -
Romoland Elementary	Riverside	Harvest Valley Elementary	50/67231-00-004	08/09/23	\$ 1,343,997	\$ -
Atwater Elementary	Merced	Juniper Elementary	50/65631-00-006	08/10/23	\$ 13,768,328	\$ -
Hemet Unified	Riverside	Harmony Elementary	50/67082-00-020	08/11/23	\$ 1,615,252	\$ -
Hemet Unified	Riverside	McSweeny Elementary	50/67082-00-021	08/11/23	\$ 1,795,969	\$ -
Temecula Valley Unified	Riverside	Summit Academy	50/75192-00-041	08/11/23	\$ 9,178,694	\$ -
Rio Bravo-Greeley Union Elementary	Kern	Rio Bravo Elementary	50/73544-00-004	08/22/23	\$ 925,224	\$ -
Rio Bravo-Greeley Union Elementary	Kern	Rio Bravo-Greeley Elementary	50/73544-00-005	08/22/23	\$ 467,500	\$ -
Fowler Unified	Fresno	Fowler High	50/62158-00-003	08/31/23	\$ 2,500,103	\$ -
Greenfield Union Elementary	Monterey	Mary Chapa Academy	50/66035-00-004	09/20/23	\$ 2,086,451	\$ 2,086,451
Central Unified	Fresno	Shields and Brawley Elementary	50/73965-00-020	11/15/23	\$ 14,198,608	\$ -
Fallbrook Union High	San Diego	Fallbrook High	50/68122-00-001	11/27/23	\$ 3,319,592	\$ -
Sulphur Springs Union	Los Angeles	Pinetree Community Elementary	50/65045-00-012	12/07/23	\$ 5,716,003	\$ -
Millville Elementary	Shasta	Millville Elementary	50/70052-00-003	12/08/23	\$ 728,813	\$ 728,813
Alhambra Unified	Los Angeles	Garfield Elementary	50/75713-00-015	12/12/23	\$ 7,232,733	\$ -
Tehama County Department of Education	Tehama	Gerber Elementary	50/10520-00-004	12/15/23	\$ 404,199	\$ 404,199
Roseville City Elementary	Placer	Creekview Elementary	50/66910-00-017	12/22/23	\$ 16,921,411	\$ -
Irvine Unified	Orange	Loma Ridge Elementary	50/73650-00-053	12/27/23	\$ 3,511,349	\$ -
Chowchilla Union High	Madera	Gateway High	50/65201-00-005	01/11/24	\$ 1,331,086	\$ -
Delphic Elementary	Siskiyou	Delphic Elementary	50/70227-00-001	01/16/24	\$ 41,556	\$ 41,556
Flornoy Union Elementary	Tehama	Flornoy Elementary	50/71530-00-002	01/22/24	\$ 28,769	\$ 28,769
San Jacinto Unified	Riverside	Rose Salgado Elementary	50/67249-00-018	01/24/24	\$ 17,206,174	\$ -
Riverside Unified	Riverside	John W. North High	50/67215-00-045	01/25/24	\$ 5,420,683	\$ -
Corona-Norco Unified	Riverside	Victress Bower School for Exceptional Students	50/67033-00-050	01/29/24	\$ 1,110,239	\$ -
Waterford Unified	Stanislaus	Waterford High	50/75572-00-002	02/05/24	\$ 1,340,990	\$ -
Desert Sands Unified	Riverside	James Earl Carter Elementary	50/67058-00-028	02/07/24	\$ 5,200,767	\$ -
Riverside Unified	Riverside	Riverside Adult	50/67215-00-046	02/08/24	\$ 3,595,042	\$ -

SFP APPLICATIONS

New Construction Acknowledged Applications Received Past Existing Authority as of April 30, 2024

District	County	Site Name	DSA Number	50-04 Date Received	Estimated State Grant (a)	Estimated Financial Hardship (b)
Manteca Unified	San Joaquin	New Haven Elementary	50/68593-00-029	02/13/24	\$ 5,077,397	\$ -
Banta Unified	San Joaquin	River Islands High	50/77388-00-002	02/13/24	\$ 36,509,959	\$ -
Temecula Valley Unified	Riverside	Chaparral High	50/75192-01-002	03/12/24	\$ 1,962,378	\$ -
Manteca Unified	San Joaquin	East Union High	50/68593-00-030	03/13/24	\$ 21,312,177	\$ -
Ukiah Unified	Mendocino	Nokomis Elementary	50/65615-00-002	03/15/24	\$ 917,052	\$ -
Ukiah Unified	Mendocino	Yokayo Elementary	50/65615-00-003	03/15/24	\$ 1,814,322	\$ -
Folsom-Cordova Unified	Sacramento	Alder Creek Elementary	50/67330-21-013	04/01/24	\$ 13,148,399	\$ -
Ducor Union Elementary	Tulare	Ducor Union Elementary	50/71894-00-003	04/02/24	\$ 247,767	\$ 247,767
Riverside Unified	Riverside	Casa Blanca Elementary	50/67215-00-047	04/11/24	\$ 18,019,501	\$ -
Central Unified	Fresno	Justin Garza High	50/73965-00-021	04/12/24	\$ 3,555,465	\$ -
Semitropic Elementary	Kern	Semitropic Elementary	50/63768-00-002	04/15/24	\$ 90,067	\$ -
Gridley Unified	Butte	Gridley High	50/75507-00-001	04/16/24	\$ 1,258,308	\$ -
Durham Unified	Butte	Durham Intermediate	50/61432-00-001	04/17/24	\$ 1,917,569	\$ -
Tulare City	Tulare	Pleasant Elementary	50/72231-00-010	04/17/24	\$ 2,878,091	\$ -
Greenfield Union	Kern	Greenfield Middle	50/63503-00-019	04/26/24	\$ 10,595,394	\$ -
					\$ 1,142,375,010	\$ 25,634,960
					\$ 1,168,009,970	

SFP APPLICATIONS
Modernization Acknowledged Applications Received Past Existing Authority as of April 30, 2024

District	County	Site Name	DSA Number	50-04 Date Received	Estimated State Grant (a)	Estimated Financial Hardship (b)
Los Angeles Unified	Los Angeles	San Pedro Senior High	57/64733-20-023	02/11/22	\$ 21,899,618	\$ -
Paradise Unified	Butte	Pine Ridge Elementary	57/61531-00-008	02/14/22	\$ 1,269,481	\$ -
Paradise Unified	Butte	Paradise Intermediate	57/61531-00-009	02/14/22	\$ 1,382,107	\$ -
Los Angeles Unified	Los Angeles	McKinley Avenue Elementary	57/64733-00-738	02/15/22	\$ 4,349,403	\$ -
Pomona Unified	Los Angeles	Emerson Middle	57/64907-00-047	02/15/22	\$ 680,119	\$ -
Desert Sands Unified	Riverside	James Madison Elementary	57/67058-00-025	02/15/22	\$ 2,709,586	\$ -
Hesperia Unified	San Bernardino	Kingston Elementary	57/75044-00-003	02/15/22	\$ 810,533	\$ 540,355
Hesperia Unified	San Bernardino	Hesperia High	57/75044-00-004	02/15/22	\$ 2,355,588	\$ 1,570,392
Hesperia Unified	San Bernardino	Mesa Grande Elementary	57/75044-00-005	02/15/22	\$ 635,093	\$ 423,395
Hesperia Unified	San Bernardino	Juniper Elementary	57/75044-00-006	02/15/22	\$ 614,040	\$ 409,360
Hesperia Unified	San Bernardino	Hesperia Junior High	57/75044-00-007	02/15/22	\$ 1,168,650	\$ 779,100
Pleasanton Unified	Alameda	Lydixsen Elementary	57/75101-00-019	02/15/22	\$ 973,948	\$ -
Monterey Peninsula Unified	Monterey	Central Coast High	57/66092-00-041	02/17/22	\$ 1,149,664	\$ -
Anaheim Union High	Orange	Ball Junior High	57/66431-04-001	02/17/22	\$ 1,448,209	\$ -
San Rafael City Elementary	Marin	Bahia Vista Elementary	57/65458-00-017	02/22/22	\$ 880,472	\$ -
Val Verde Unified	Riverside	Rancho Verde High	57/75242-00-012	02/23/22	\$ 1,902,897	\$ -
Tipton Elementary	Tulare	Tipton Elementary	57/72215-00-002	02/24/22	\$ 5,614,678	\$ -
San Luis Coastal Unified	San Luis Obispo	C L Smith Elementary	57/68809-00-030	03/01/22	\$ 678,485	\$ -
San Luis Coastal Unified	San Luis Obispo	Morro Bay High	57/68809-00-031	03/01/22	\$ 885,342	\$ -
Los Angeles Unified	Los Angeles	Sixth Avenue Elementary	57/64733-00-739	03/02/22	\$ 3,138,562	\$ -
Los Angeles Unified	Los Angeles	Grover Cleveland Charter High	57/64733-41-008	03/02/22	\$ 24,548,061	\$ -
Redwood City Elementary	San Mateo	Roy Cloud Elementary	57/69005-00-017	03/03/22	\$ 3,943,536	\$ -
Morgan Hill Unified	Santa Clara	Jackson Academy of Music and Math (JAMM)	57/69583-00-016	03/03/22	\$ 3,815,943	\$ -
Santa Ana Unified	Orange	Raymond A. Villa Fundamental Intermediate	57/66670-00-066	03/04/22	\$ 9,953,855	\$ -
Desert Sands Unified	Riverside	Harry S. Truman Elementary	57/67058-00-026	03/10/22	\$ 4,124,664	\$ -
Chaffey Joint Union High	San Bernardino	Rancho Cucamonga High	57/67652-00-008	03/10/22	\$ 10,643,989	\$ -
Los Nietos	Los Angeles	Rancho Santa Gertrudes Elementary	57/64758-00-010	03/11/22	\$ 1,901,647	\$ -
Corona-Norco Unified	Riverside	George Washington Elementary	57/67033-00-024	03/15/22	\$ 3,081,248	\$ -
Pacifica	San Mateo	Ortega Elementary	57/68932-00-011	03/15/22	\$ 711,463	\$ -
Natomas Unified	Sacramento	Natomas High	57/75283-00-008	03/15/22	\$ 2,785,949	\$ -
Newport-Mesa Unified	Orange	Estancia High	57/66597-00-055	03/17/22	\$ 971,307	\$ -
Fresno Unified	Fresno	Jackson Elementary	57/62166-00-146	03/18/22	\$ 2,662,218	\$ -
Walnut Valley Unified	Los Angeles	Diamond Bar High	57/73460-00-015	03/25/22	\$ 12,510,472	\$ -
Anaheim Union High	Orange	Sycamore Junior High	57/66431-01-001	03/28/22	\$ 7,672,618	\$ -
Downey Unified	Los Angeles	Old River Elementary	57/64451-00-034	04/01/22	\$ 467,316	\$ -
Anaheim Union High	Orange	Magnolia High	57/66431-05-001	04/01/22	\$ 4,943,593	\$ -
Lowell Joint	Los Angeles	Meadow Green Elementary	57/64766-00-005	04/04/22	\$ 4,454,043	\$ -
Irvine Unified	Orange	Canyon View Elementary	57/73650-00-038	04/04/22	\$ 919,860	\$ -
Redding Elementary	Shasta	Bonny View Elementary	57/70110-00-010	04/06/22	\$ 1,689,660	\$ -
Marysville Joint Unified	Yuba	Arboga Elementary	57/72736-00-018	04/07/22	\$ 3,148,614	\$ -
Brawley Elementary	Imperial	Barbara Worth Junior High	57/63073-00-009	04/08/22	\$ 709,172	\$ 472,781
Brawley Elementary	Imperial	Miguel Hidalgo Elementary	57/63073-00-010	04/08/22	\$ 1,947,050	\$ 1,298,033
Brawley Elementary	Imperial	Phil D Swing Elementary	57/63073-00-011	04/08/22	\$ 128,779	\$ 85,853

SFP APPLICATIONS
Modernization Acknowledged Applications Received Past Existing Authority as of April 30, 2024

District	County	Site Name	DSA Number	50-04 Date Received	Estimated State Grant (a)	Estimated Financial Hardship (b)
Brawley Elementary	Imperial	Myron D Witter Elementary	57/63073-00-012	04/08/22	\$ 387,465	\$ 258,310
Brawley Elementary	Imperial	J. W. Oakley Elementary	57/63073-00-013	04/08/22	\$ 885,734	\$ 590,489
Napa Valley Unified	Napa	McPherson Elementary	57/66266-00-033	04/08/22	\$ 991,174	\$ -
Napa Valley Unified	Napa	Browns Valley Elementary	57/66266-00-034	04/08/22	\$ 828,732	\$ -
Napa Valley Unified	Napa	Alta Heights Elementary	57/66266-00-035	04/08/22	\$ 1,211,201	\$ -
Konocti Unified	Lake	Lower Lake Elementary	57/64022-00-016	04/11/22	\$ 651,016	\$ -
Konocti Unified	Lake	Lower Lake High	57/64022-00-017	04/11/22	\$ 1,478,323	\$ -
Lucia Mar Unified	San Luis Obispo	Grover Heights Elementary	57/68759-00-023	04/11/22	\$ 2,512,552	\$ -
Fremont Unified	Alameda	G. M. Walters Middle	57/61176-00-056	04/12/22	\$ 2,067,993	\$ -
San Lorenzo Unified	Alameda	Lorenzo Manor Elementary	57/61309-00-019	04/12/22	\$ 725,024	\$ -
Natomas Unified	Sacramento	Natomas Pacific Pathways Prep Elementary	57/75283-00-009	04/13/22	\$ 1,371,220	\$ -
Anaheim Union High	Orange	Anaheim High	57/66431-01-002	04/14/22	\$ 976,302	\$ -
Anaheim Union High	Orange	Ball Junior High	57/66431-04-002	04/14/22	\$ 1,180,348	\$ -
South Pasadena Unified	Los Angeles	South Pasadena Middle	57/65029-00-010	04/19/22	\$ 1,380,396	\$ -
Chino Valley Unified	San Bernardino	Eagle Canyon Elementary	57/67678-00-036	04/25/22	\$ 3,570,964	\$ -
Del Norte County Unified	Del Norte	Del Norte High	57/61820-00-018	04/26/22	\$ 5,094,741	\$ -
Redwood City Elementary	San Mateo	Garfield Elementary	57/69005-00-018	04/26/22	\$ 2,259,978	\$ -
Redwood City Elementary	San Mateo	Hoover Elementary	57/69005-00-019	04/26/22	\$ 5,111,654	\$ -
Paradise Unified	Butte	Cedarwood Elementary	57/61531-00-010	04/27/22	\$ 1,362,022	\$ -
Los Angeles Unified	Los Angeles	North Hollywood Senior High	57/64733-22-015	04/27/22	\$ 37,353,240	\$ -
Pacifica	San Mateo	Valleamar Elementary	57/68932-00-012	04/29/22	\$ 623,940	\$ -
Pacifica	San Mateo	Sunset Ridge Elementary	57/68932-00-013	04/29/22	\$ 250,808	\$ -
Pacifica	San Mateo	Ingrid B. Lacy Middle	57/68932-00-014	04/29/22	\$ 342,573	\$ -
Castaic Union	Los Angeles	Live Oak Elementary	57/64345-00-001	05/02/22	\$ 3,406,493	\$ -
Pacifica	San Mateo	Cabrillo Elementary	57/68932-00-015	05/06/22	\$ 834,020	\$ -
Vallejo City Unified	Solano	Loma Vista Elementary	57/70581-00-023	05/06/22	\$ 366,250	\$ -
San Leandro Unified	Alameda	Roosevelt Elementary	57/61291-00-026	05/09/22	\$ 689,795	\$ -
Capistrano Unified	Orange	Tesoro High	57/66464-00-022	05/10/22	\$ 1,938,922	\$ -
Robla Elementary	Sacramento	Robla Elementary	57/67421-00-004	05/13/22	\$ 1,035,307	\$ -
Robla Elementary	Sacramento	Glenwood Elementary	57/67421-00-005	05/13/22	\$ 2,218,515	\$ -
Robla Elementary	Sacramento	Bell Avenue Elementary	57/67421-00-006	05/13/22	\$ 1,183,208	\$ -
Pittsburg Unified	Contra Costa	Los Medanos Elementary	57/61788-00-013	05/16/22	\$ 2,143,377	\$ -
San Bernardino City Unified	San Bernardino	Oehl Elementary	57/67876-00-120	05/16/22	\$ 628,688	\$ -
San Bernardino City Unified	San Bernardino	San Bernardino High	57/67876-00-121	05/16/22	\$ 5,335,031	\$ -
Napa Valley Unified	Napa	Shearer Elementary	57/66266-00-036	05/17/22	\$ 810,849	\$ -
San Juan Unified	Sacramento	Mira Loma High	57/67447-00-077	05/17/22	\$ 7,352,094	\$ -
Butteville Union Elementary	Siskiyou	Butteville Elementary	57/70201-00-003	05/17/22	\$ 2,404,047	\$ -
Santa Barbara Unified	Santa Barbara	Adams Elementary	57/76786-00-019	05/17/22	\$ 200,982	\$ -
Galt Joint Union Elementary	Sacramento	River Oaks Elementary	57/67348-00-005	05/26/22	\$ 1,503,956	\$ -
Oak Valley Union Elementary	Tulare	Oak Valley Elementary	57/72017-00-003	05/26/22	\$ 4,062,347	\$ -
Fallbrook Union High	San Diego	Fallbrook High	57/68122-00-002	06/07/22	\$ 8,496,541	\$ -
Desert Sands Unified	Riverside	James Earl Carter Elementary	57/67058-00-027	06/09/22	\$ 3,563,958	\$ -
Manteca Unified	San Joaquin	French Camp Elementary	57/68593-00-016	06/12/22	\$ 4,638,120	\$ -

SFP APPLICATIONS
Modernization Acknowledged Applications Received Past Existing Authority as of April 30, 2024

District	County	Site Name	DSA Number	50-04 Date Received	Estimated State Grant (a)	Estimated Financial Hardship (b)
Napa Valley Unified	Napa	Vintage High	57/66266-00-037	06/13/22	\$ 915,716	\$ -
Napa Valley Unified	Napa	Napa High	57/66266-00-038	06/13/22	\$ 865,309	\$ -
Oxnard	Ventura	Emilie Ritche Elementary	57/72538-00-032	06/13/22	\$ 4,841,293	\$ -
Oxnard	Ventura	Christa McAuliffe Elementary	57/72538-00-033	06/13/22	\$ 5,265,275	\$ -
Napa Valley Unified	Napa	Bel Aire Park Elementary	57/66266-00-039	06/16/22	\$ 1,753,543	\$ -
Napa Valley Unified	Napa	Northwood Elementary	57/66266-00-040	06/16/22	\$ 1,336,277	\$ -
Napa Valley Unified	Napa	Napa Valley Language Academy	57/66266-00-041	06/16/22	\$ 807,786	\$ -
Napa Valley Unified	Napa	Donaldson Way Elementary	57/66266-00-042	06/16/22	\$ 1,439,884	\$ -
Washington Unified	Yolo	Westmore Oaks Elementary	57/72694-00-020	06/17/22	\$ 1,414,493	\$ -
San Ramon Valley Unified	Contra Costa	Monte Vista High	57/61804-00-050	06/21/22	\$ 2,013,096	\$ -
Long Beach Unified	Los Angeles	Twain Elementary	57/64725-00-050	06/21/22	\$ 7,379,385	\$ -
Firebaugh-Las Deltas Unified	Fresno	Hazel M. Bailey Primary	57/73809-00-007	06/22/22	\$ 2,665,139	\$ -
Long Beach Unified	Los Angeles	Holmes Elementary	57/64725-00-051	06/30/22	\$ 5,242,796	\$ -
Napa Valley Unified	Napa	Shearer Elementary	57/66266-00-043	07/06/22	\$ 825,985	\$ -
Fresno Unified	Fresno	McLane High	57/62166-00-147	07/07/22	\$ 1,973,319	\$ -
Fresno Unified	Fresno	Roosevelt High	57/62166-00-148	07/07/22	\$ 4,761,015	\$ -
Folsom-Cordova Unified	Sacramento	Natoma Station Elementary	57/67330-21-008	07/08/22	\$ 2,887,576	\$ -
Los Angeles Unified	Los Angeles	Elizabeth Learning Center	57/64733-00-740	07/08/22	\$ 23,153,513	\$ -
Anaheim Union High	Orange	Magnolia High	57/66431-05-002	07/15/22	\$ 1,175,602	\$ -
La Canada Unified	Los Angeles	Palm Crest Elementary	57/64659-00-009	07/18/22	\$ 1,690,836	\$ -
Temecula Valley Unified	Riverside	Vintage Hills Elementary	57/75192-00-020	07/18/22	\$ 4,976,650	\$ -
Pomona Unified	Los Angeles	Allison Elementary	57/64907-00-048	07/19/22	\$ 699,903	\$ -
Capistrano Unified	Orange	Tesoro High	57/66464-00-026	07/19/22	\$ 1,827,518	\$ -
Pomona Unified	Los Angeles	Harrison Elementary	57/64907-00-049	07/20/22	\$ 1,021,809	\$ -
Napa County Office of Education	Napa	Napa County Community	57/10280-00-001	07/26/22	\$ 1,522,528	\$ -
Los Angeles Unified	Los Angeles	Ninety-Second Street Elementary	57/64733-00-741	07/27/22	\$ 6,510,147	\$ -
San Juan Unified	Sacramento	San Juan High	57/67447-00-078	07/27/22	\$ 4,489,464	\$ -
Yuba County Office of Education	Yuba	Spring Valley School	57/10587-00-004	07/28/22	\$ 421,270	\$ 280,847
Waterford Unified	Stanislaus	Waterford Junior High	57/75572-00-005	07/28/22	\$ 1,964,525	\$ -
Waterford Unified	Stanislaus	Richard M. Moon Primary	57/75572-00-006	07/28/22	\$ 3,469,242	\$ 2,312,828
Greenfield Union	Kern	Fairview Elementary	57/63503-00-011	07/29/22	\$ 4,546,409	\$ 3,030,939
Mountain View Whisman	Santa Clara	Amy Imai Elementary	57/69591-00-006	08/01/22	\$ 1,933,212	\$ -
Mountain View Whisman	Santa Clara	Edith Landels Elementary	57/69591-00-007	08/01/22	\$ 2,042,065	\$ -
Mountain View Whisman	Santa Clara	Isaac Newton Graham Middle	57/69591-00-008	08/01/22	\$ 3,546,225	\$ -
Mountain View Whisman	Santa Clara	Benjamin Bubb Elementary	57/69591-00-009	08/01/22	\$ 2,494,672	\$ -
Mountain View-Los Altos Union High	Santa Clara	Mountain View High	57/69609-00-007	08/03/22	\$ 1,952,607	\$ -
Hanford Elementary	Kings	Lee Richmond Elementary	57/63917-00-011	08/05/22	\$ 620,015	\$ -
Hanford Elementary	Kings	Roosevelt Elementary	57/63917-00-012	08/05/22	\$ 1,227,752	\$ -
San Benito High	San Benito	San Benito High	57/67538-00-007	08/09/22	\$ 1,489,873	\$ -
San Benito High	San Benito	San Benito High	57/67538-00-008	08/09/22	\$ 6,029,189	\$ -
San Benito High	San Benito	San Benito High	57/67538-00-009	08/10/22	\$ 1,148,465	\$ -
Waukena Joint Union Elementary	Tulare	Waukena Joint Union Elementary	57/72264-00-001	08/10/22	\$ 2,496,045	\$ -
Lammersville Joint Unified	San Joaquin	Lammersville Elementary	57/76760-00-002	08/10/22	\$ 2,363,198	\$ -

SFP APPLICATIONS
Modernization Acknowledged Applications Received Past Existing Authority as of April 30, 2024

District	County	Site Name	DSA Number	50-04 Date Received	Estimated State Grant (a)	Estimated Financial Hardship (b)
Imperial County Office of Education	Imperial	Imperial Valley Center	57/10132-00-002	08/11/22	\$ 4,543,368	\$ -
Pomona Unified	Los Angeles	Golden Springs Elementary	57/64907-00-050	08/11/22	\$ 973,417	\$ -
Santa Barbara Unified	Santa Barbara	Harding University Partnership	57/76786-00-020	08/11/22	\$ 1,721,568	\$ -
Anaheim Union High	Orange	Anaheim High	57/66431-01-003	08/15/22	\$ 937,125	\$ -
Yuba County Office of Education	Yuba	Agnes Weber Meade (Sdl)	57/10587-00-001	08/16/22	\$ 1,065,828	\$ -
Vacaville Unified	Los Angeles	Buckingham Collegiate Charter Academy	57/70573-00-019	08/16/22	\$ 3,058,512	\$ -
Alhambra Unified	Los Angeles	Marguerita Elementary	57/75713-00-030	08/16/22	\$ 4,081,175	\$ -
Alhambra Unified	Los Angeles	Monterey Highlands Elementary	57/75713-00-031	08/16/22	\$ 3,341,620	\$ -
Alhambra Unified	Los Angeles	Brightwood Elementary	57/75713-00-032	08/16/22	\$ 4,689,655	\$ -
Alhambra Unified	Los Angeles	Emery Park Elementary	57/75713-00-033	08/16/22	\$ 1,280,632	\$ -
Riverdale Joint Unified	Fresno	Fipps Primary	57/75408-00-007	08/17/22	\$ 974,694	\$ -
Riverdale Joint Unified	Fresno	Riverdale Elementary	57/75408-00-008	08/17/22	\$ 1,269,522	\$ -
Riverdale Joint Unified	Fresno	Riverdale High	57/75408-00-009	08/17/22	\$ 230,325	\$ -
San Luis Coastal Unified	San Luis Obispo	San Luis Obispo High	57/68809-00-032	08/18/22	\$ 2,952,034	\$ -
Windsor Unified	Sonoma	Cali Calmecac Language Academy	57/75358-00-006	08/24/22	\$ 2,514,317	\$ -
Visalia Unified	Tulare	La Joya Middle	57/72256-00-035	08/25/22	\$ 4,459,387	\$ -
Hayward Unified	Alameda	Winton Middle	57/61192-00-006	08/29/22	\$ 3,817,884	\$ -
Del Norte County Unified	Del Norte	Redwood Elementary	57/61820-00-019	08/31/22	\$ 954,538	\$ -
Del Norte County Unified	Del Norte	Smith River Elementary	57/61820-00-020	08/31/22	\$ 707,717	\$ -
San Mateo Union High	San Mateo	San Mateo High	57/69047-00-007	08/31/22	\$ 1,722,665	\$ -
San Mateo Union High	San Mateo	Capuchino High	57/69047-00-008	08/31/22	\$ 1,825,976	\$ -
San Mateo Union High	San Mateo	Mills High	57/69047-00-009	09/01/22	\$ 865,538	\$ -
San Mateo Union High	San Mateo	Burlingame High	57/69047-00-010	09/01/22	\$ 4,655,344	\$ -
San Mateo Union High	San Mateo	Hillsdale High	57/69047-00-011	09/01/22	\$ 5,337,097	\$ -
San Mateo Union High	San Mateo	Aragon High	57/69047-00-012	09/01/22	\$ 3,113,529	\$ -
Redding Elementary	Shasta	Juniper Elementary	57/70110-00-011	09/01/22	\$ 1,275,879	\$ -
Visalia Unified	Tulare	Redwood High	57/72256-00-036	09/07/22	\$ 8,601,516	\$ -
Vista Unified	San Diego	Rancho Buena Vista High	57/68452-00-013	09/09/22	\$ 1,462,014	\$ -
Vista Unified	San Diego	Vista Academy of Visual and Performing Arts	57/68452-00-014	09/09/22	\$ 693,680	\$ -
Vista Unified	San Diego	Vista Magnet Middle School of Technology, Science	57/68452-00-015	09/09/22	\$ 1,253,731	\$ -
Redding Elementary	Shasta	Turtle Bay	57/70110-00-012	09/09/22	\$ 1,467,178	\$ -
Visalia Unified	Tulare	Valley Oak Middle	57/72256-00-037	09/13/22	\$ 2,894,248	\$ -
Long Beach Unified	Los Angeles	Burcham Elementary	57/64725-00-052	09/20/22	\$ 6,470,500	\$ -
Long Beach Unified	Los Angeles	Burcham Elementary	57/64725-00-053	09/20/22	\$ 7,193,025	\$ -
Long Beach Unified	Los Angeles	Bryant Elementary	57/64725-00-054	09/20/22	\$ 4,721,657	\$ -
Lucia Mar Unified	San Luis Obispo	Arroyo Grande High	57/68759-00-024	09/20/22	\$ 5,001,927	\$ -
San Juan Unified	Sacramento	Del Paso Manor Elementary	57/67447-00-079	09/21/22	\$ 662,218	\$ -
Colton Joint Unified	San Bernardino	Terrace Hills Middle	57/67686-00-027	09/22/22	\$ 952,923	\$ -
Snowline Joint Unified	San Bernardino	Baldy Mesa Elementary	57/73957-00-003	09/23/22	\$ 5,059,475	\$ -
Snowline Joint Unified	San Bernardino	Chaparral High	57/73957-00-004	09/23/22	\$ 2,121,725	\$ -
Lucia Mar Unified	San Luis Obispo	Fairgrove Elementary	57/68759-00-025	09/29/22	\$ 1,496,985	\$ -
Vallejo City Unified	Solano	Jesse M. Bethel High	57/70581-00-024	09/29/22	\$ 2,775,937	\$ -
Los Angeles Unified	Los Angeles	One Hundred Fifty-Third Street	57/64733-00-743	10/05/22	\$ 578,191	\$ -

SFP APPLICATIONS
Modernization Acknowledged Applications Received Past Existing Authority as of April 30, 2024

District	County	Site Name	DSA Number	50-04 Date Received	Estimated State Grant (a)	Estimated Financial Hardship (b)
Ocean View	Orange	Star View Elementary	57/66613-00-025	10/07/22	\$ 858,917	\$ -
Castro Valley Unified	Alameda	Chabot Elementary	57/61150-00-032	10/10/22	\$ 510,060	\$ -
San Juan Unified	Sacramento	Greer Elementary	57/67447-00-080	10/10/22	\$ 474,022	\$ -
Castro Valley Unified	Alameda	Independent Elementary	57/61150-00-033	10/13/22	\$ 2,053,061	\$ -
East Side Union High	Santa Clara	Independence High	57/69427-00-042	10/14/22	\$ 1,129,027	\$ -
San Juan Unified	Sacramento	Lichen K-8	57/67447-00-081	10/17/22	\$ 2,127,194	\$ -
Los Angeles Unified	Los Angeles	Garvanza Elementary	57/64733-00-744	10/18/22	\$ 2,019,801	\$ -
Capistrano Unified	Orange	Aliso Niguel High	57/66464-00-027	10/18/22	\$ 1,874,147	\$ -
Natomas Unified	Sacramento	American Lakes	57/75283-00-010	10/18/22	\$ 3,340,838	\$ -
San Diego Unified	San Diego	Balboa Elementary	57/68338-00-273	10/19/22	\$ 9,474,093	\$ -
Val Verde Unified	Riverside	Vista Verde Middle	57/75242-00-013	10/19/22	\$ 549,789	\$ -
Los Angeles Unified	Los Angeles	Aragon Avenue Elementary	57/64733-00-745	10/20/22	\$ 3,468,406	\$ -
Los Angeles Unified	Los Angeles	Belvedere Middle	57/64733-09-012	10/20/22	\$ 8,317,822	\$ -
Los Angeles Unified	Los Angeles	Thomas Jefferson Senior High	57/64733-13-011	10/20/22	\$ 26,205,856	\$ -
Castro Valley Unified	Alameda	Castro Valley Elementary	57/61150-00-034	10/25/22	\$ 889,525	\$ -
Castro Valley Unified	Alameda	Marshall Elementary	57/61150-00-035	10/25/22	\$ 1,000,074	\$ -
Castro Valley Unified	Alameda	Stanton Elementary	57/61150-00-036	10/25/22	\$ 1,006,248	\$ -
Castro Valley Unified	Alameda	Proctor Elementary	57/61150-00-037	10/25/22	\$ 1,517,774	\$ -
Monterey Peninsula Unified	Monterey	Martin Luther King	57/66092-00-043	10/25/22	\$ 329,990	\$ -
Pomona Unified	Los Angeles	Simons Middle	57/64907-00-051	10/26/22	\$ 2,993,985	\$ -
Pittsburg Unified	Contra Costa	Parkside Elementary	57/61788-00-014	10/27/22	\$ 139,907	\$ -
Los Angeles Unified	Los Angeles	Second Street Elementary	57/64733-00-746	11/03/22	\$ 3,357,743	\$ -
San Dieguito Union High	San Diego	Diegueno Middle	57/68346-00-010	11/04/22	\$ 6,378,380	\$ -
Los Angeles Unified	Los Angeles	Belvedere Middle	57/64733-09-013	11/07/22	\$ 8,317,822	\$ -
Los Angeles Unified	Los Angeles	Daniel Webster Middle	57/64733-24-009	11/07/22	\$ 2,502,777	\$ -
Los Angeles Unified	Los Angeles	Twenty-Fourth Street Elementary	57/64733-00-747	11/09/22	\$ 3,530,518	\$ -
Ocean View	Orange	Vista View Middle	57/66613-00-026	11/09/22	\$ 834,256	\$ -
Nevada Joint Union High	Nevada	Bear River High	57/66357-00-015	11/11/22	\$ 4,199,229	\$ -
Los Angeles Unified	Los Angeles	Castelar Street Elementary	57/64733-00-748	11/15/22	\$ 2,108,585	\$ -
Morongo Unified	San Bernardino	Twentynine Palms High	57/67777-00-010	11/17/22	\$ 2,382,390	\$ -
Chula Vista Elementary	San Diego	Feaster (Mae L.) Charter	57/68023-00-020	11/17/22	\$ 5,419,613	\$ -
Benicia Unified	Solano	Benicia High	57/70524-00-018	11/18/22	\$ 2,930,340	\$ -
Benicia Unified	Solano	Matthew Turner Elementary	57/70524-00-019	11/18/22	\$ 1,143,890	\$ -
Lamont Elementary	Kern	Alicante Avenue Elementary	57/63560-00-005	11/21/22	\$ 1,331,109	\$ -
Lamont Elementary	Kern	Lamont Elementary	57/63560-00-006	11/21/22	\$ 2,852,292	\$ -
Ocean View	Orange	Marine View Middle	57/66613-00-027	11/21/22	\$ 767,590	\$ -
Los Angeles Unified	Los Angeles	James Madison Middle	57/64733-00-749	11/22/22	\$ 2,451,838	\$ -
Los Angeles Unified	Los Angeles	Ambler Avenue Elementary	57/64733-00-750	11/22/22	\$ 1,158,703	\$ -
Jurupa Unified	Riverside	Jurupa Middle	57/67090-00-017	11/22/22	\$ 4,566,713	\$ -
Los Angeles Unified	Los Angeles	Anatola Avenue Elementary	57/64733-00-751	12/02/22	\$ 1,845,345	\$ -
Los Angeles Unified	Los Angeles	Bancroft (Hubert Howe) Junior	57/64733-31-009	12/02/22	\$ 5,340,325	\$ -
San Mateo Union High	San Mateo	Capuchino High	57/69047-00-013	12/02/22	\$ 935,967	\$ -
Los Angeles Unified	Los Angeles	Canfield Avenue Elementary	57/64733-00-752	12/05/22	\$ 2,026,799	\$ -

SFP APPLICATIONS
Modernization Acknowledged Applications Received Past Existing Authority as of April 30, 2024

District	County	Site Name	DSA Number	50-04 Date Received	Estimated State Grant (a)	Estimated Financial Hardship (b)
Sunnyvale	Santa Clara	Ellis Elementary	57/69690-00-014	12/06/22	\$ 2,178,244	\$ -
Sequoia Union High	San Mateo	Woodside High	57/69062-00-039	12/07/22	\$ 1,935,008	\$ -
Capistrano Unified	Orange	Dana Hills High	57/66464-00-028	12/08/22	\$ 796,991	\$ -
Natomas Unified	Sacramento	Natomas High	57/75283-00-011	12/08/22	\$ 4,513,367	\$ -
Santa Barbara Unified	Santa Barbara	Monroe Elementary	57/76786-00-021	12/09/22	\$ 999,273	\$ -
San Ramon Valley Unified	Contra Costa	Alamo Elementary	57/61804-00-047	12/12/22	\$ 837,192	\$ -
Vista Unified	San Diego	Vista High	57/68452-00-016	12/15/22	\$ 9,424,252	\$ -
Albany City Unified	Alameda	Marin Elementary	57/61127-00-007	12/22/22	\$ 1,578,838	\$ -
Los Angeles Unified	Los Angeles	Sixth Avenue Elementary	57/64733-00-753	01/03/23	\$ 2,637,353	\$ -
Ravenswood City Elementary	San Mateo	Cesar Chavez Ravenswood Middle	57/68999-00-018	01/05/23	\$ 3,985,647	\$ -
Santa Ana Unified	Orange	McFadden Institute of Technology	57/66670-00-068	01/06/23	\$ 2,361,364	\$ -
Visalia Unified	Tulare	Pinkham Elementary	57/72256-00-038	01/09/23	\$ 1,390,315	\$ -
Los Angeles Unified	Los Angeles	John A. Sutter Middle	57/64733-00-754	01/10/23	\$ 157,444	\$ -
Novato Unified	Marin	Sinaloa Middle	57/65417-00-027	01/10/23	\$ 566,114	\$ -
San Bernardino City Unified	San Bernardino	San Gorgonio High	57/67876-00-122	01/10/23	\$ 2,010,909	\$ -
Novato Unified	Marin	Rancho Elementary	57/65417-00-028	01/17/23	\$ 408,328	\$ -
Arcadia Unified	Los Angeles	Baldwin Stocker Elementary	57/64261-00-001	01/18/23	\$ 5,336,064	\$ -
Ukiah Unified	Mendocino	Nokomis Elementary	57/65615-00-009	01/18/23	\$ 1,673,124	\$ -
Ukiah Unified	Mendocino	Oak Manor Elementary	57/65615-00-010	01/18/23	\$ 1,989,893	\$ -
San Juan Unified	Sacramento	San Juan High	57/67447-00-082	01/18/23	\$ 5,326,686	\$ -
Vallejo City Unified	Solano	Solano Widenmann Leadership Academy	57/70581-00-025	01/18/23	\$ 2,649,036	\$ -
Arcadia Unified	Los Angeles	Camino Grove Elementary	57/64261-00-002	01/19/23	\$ 5,335,432	\$ -
Los Angeles Unified	Los Angeles	Luther Burbank Middle	57/64733-00-755	01/19/23	\$ 1,971,135	\$ -
Arcadia Unified	Los Angeles	First Avenue Middle	57/64261-00-003	01/20/23	\$ 5,620,528	\$ -
Arcadia Unified	Los Angeles	Hugo Reid Elementary	57/64261-00-004	01/20/23	\$ 3,809,130	\$ -
Arcadia Unified	Los Angeles	Highland Oaks Elementary	57/64261-00-005	01/20/23	\$ 4,210,379	\$ -
Cutten Elementary	Humboldt	Cutten Elementary	57/62745-00-002	01/23/23	\$ 539,768	\$ -
San Juan Unified	Sacramento	John Barrett Middle	57/67447-00-083	01/23/23	\$ 4,282,903	\$ -
Lakeside Union Elementary	San Diego	Lakeside Farms Elementary	57/68189-00-010	01/23/23	\$ 916,671	\$ -
Alhambra Unified	Los Angeles	Martha Baldwin Elementary	57/75713-00-034	01/23/23	\$ 5,183,132	\$ -
Alhambra Unified	Los Angeles	Ramona Elementary	57/75713-00-035	01/23/23	\$ 6,086,692	\$ -
Alhambra Unified	Los Angeles	Ynez Elementary	57/75713-00-036	01/23/23	\$ 5,358,027	\$ -
Los Angeles Unified	Los Angeles	Andrew Carnegie Middle	57/64733-00-756	01/25/23	\$ 2,135,675	\$ -
Los Angeles Unified	Los Angeles	Ascot Avenue Elementary	57/64733-00-757	01/26/23	\$ 8,993,561	\$ -
Los Angeles Unified	Los Angeles	Westchester Cont High	57/64733-61-010	01/26/23	\$ 3,352,088	\$ -
Gravenstein Union Elementary	Sonoma	Hillcrest Middle	57/70714-00-004	01/26/23	\$ 858,950	\$ -
Meridian Elementary	Sutter	Meridian Elementary	57/71415-00-002	01/27/23	\$ 254,933	\$ -
Arcadia Unified	Los Angeles	Hugo Reid Elementary	57/64261-00-006	01/31/23	\$ 1,268,194	\$ -
Arcadia Unified	Los Angeles	Richard Henry Dana Middle	57/64261-00-007	01/31/23	\$ 4,458,083	\$ -
Arcadia Unified	Los Angeles	Longley Way Elementary	57/64261-00-008	01/31/23	\$ 3,971,635	\$ -
San Diego Unified	San Diego	De Portola Middle	57/68338-00-274	01/31/23	\$ 2,671,782	\$ -
Arcadia Unified	Los Angeles	Foothills Middle	57/64261-00-009	02/01/23	\$ 4,571,969	\$ -
El Monte Union High	Los Angeles	South El Monte High	57/64519-00-005	02/02/23	\$ 9,804,468	\$ -

SFP APPLICATIONS
Modernization Acknowledged Applications Received Past Existing Authority as of April 30, 2024

District	County	Site Name	DSA Number	50-04 Date Received	Estimated State Grant (a)	Estimated Financial Hardship (b)
Riverside Unified	Riverside	Sierra Middle	57/67215-00-050	02/05/23	\$ 5,509,454	\$ -
Riverside Unified	Riverside	Jefferson Elementary	57/67215-00-051	02/06/23	\$ 6,168,873	\$ -
San Juan Unified	Sacramento	Starr King K-8	57/67447-00-084	02/08/23	\$ 27,083,703	\$ -
Lakeside Union Elementary	San Diego	Lindo Park Elementary	57/68189-00-011	02/08/23	\$ 21,825,459	\$ -
Durham Unified	Butte	Durham High	57/61432-00-002	02/10/23	\$ 1,062,186	\$ -
Waugh Elementary	Sonoma	Corona Creek Elementary	57/70995-00-002	02/13/23	\$ 1,166,047	\$ -
San Leandro Unified	Alameda	Bancroft Middle	57/61291-00-027	02/14/23	\$ 979,589	\$ -
Los Angeles Unified	Los Angeles	Glenwood Elementary	57/64733-38-025	02/14/23	\$ 816,656	\$ -
Santa Ana Unified	Orange	Sierra Intermediate	57/66670-00-069	02/14/23	\$ 1,404,162	\$ -
Alameda Unified	Alameda	Bay Farm Elementary	57/61119-00-025	02/16/23	\$ 4,754,593	\$ -
Ventura County Office of Education	Ventura	Gateway Community	57/10561-00-005	02/21/23	\$ 1,901,205	\$ -
Los Angeles Unified	Los Angeles	Carson Senior High	57/64733-54-028	02/21/23	\$ 6,751,761	\$ -
Riverside Unified	Riverside	John W. North high	57/67215-00-052	02/21/23	\$ 9,280,102	\$ -
Lawndale Elementary	Los Angeles	Jane Addams Middle	57/64691-00-011	02/22/23	\$ 1,326,156	\$ -
Arcohe Union Elementary	Sacramento	Arcohe Elementary	57/67280-00-002	02/22/23	\$ 1,309,477	\$ -
Los Angeles Unified	Los Angeles	Robert Frost Middle	57/64733-00-758	02/23/23	\$ 250,670	\$ -
Los Angeles Unified	Los Angeles	Fries Avenue Elementary	57/64733-00-759	02/23/23	\$ 2,868,656	\$ -
Los Angeles Unified	Los Angeles	Richard Henry Dana Middle	57/64733-20-024	02/27/23	\$ 2,346,635	\$ -
Novato Unified	Marin	San Jose Middle	57/65417-00-029	02/27/23	\$ 1,111,888	\$ -
El Segundo Unified	Los Angeles	El Segundo Middle	57/64535-00-008	02/28/23	\$ 714,173	\$ -
El Segundo Unified	Los Angeles	Center Street Elementary	57/64535-00-009	03/01/23	\$ 1,100,404	\$ -
Los Angeles Unified	Los Angeles	Christopher Dena Elementary	57/64733-00-760	03/02/23	\$ 1,541,397	\$ -
Los Angeles Unified	Los Angeles	Calabash Charter Academy	57/64733-00-761	03/02/23	\$ 1,938,220	\$ -
Los Angeles Unified	Los Angeles	Charles Leroy Lowman Special Education and Car	57/64733-00-762	03/03/23	\$ 802,995	\$ -
Lakeside Union Elementary	San Diego	Lakeside Farms Elementary	57/68189-00-012	03/08/23	\$ 2,185,152	\$ -
Snowline Joint Unified	San Bernardino	Pinon Hills Elementary	57/73957-00-001	03/08/23	\$ 5,231,587	\$ -
Snowline Joint Unified	San Bernardino	Quail Valley Middle	57/73957-00-006	03/08/23	\$ 11,746,585	\$ -
San Juan Unified	Sacramento	Rio Americano High	57/67447-00-085	03/09/23	\$ 546,350	\$ -
El Segundo Unified	Los Angeles	El Segundo High	57/64535-00-010	03/10/23	\$ 2,175,522	\$ -
Merced Union High	Merced	Merced High	57/65789-00-011	03/10/23	\$ 887,781	\$ -
Lawndale Elementary	Los Angeles	William Anderson Elementary	57/64691-00-012	03/13/23	\$ 1,290,478	\$ -
Lawndale Elementary	Los Angeles	William Green Elementary	57/64691-00-013	03/13/23	\$ 1,487,579	\$ -
Lawndale Elementary	Los Angeles	Billy Mitchell Elementary	57/64691-00-014	03/13/23	\$ 1,027,578	\$ -
Lawndale Elementary	Los Angeles	Will Rogers Middle	57/64691-00-015	03/13/23	\$ 1,585,565	\$ -
Lawndale Elementary	Los Angeles	F. D. Roosevelt Elementary	57/64691-00-016	03/13/23	\$ 1,238,677	\$ -
Lawndale Elementary	Los Angeles	Mark Twain Elementary	57/64691-00-017	03/13/23	\$ 606,652	\$ -
Riverside Unified	Riverside	Jackson Elementary	57/67215-00-053	03/13/23	\$ 5,678,847	\$ -
San Diego Unified	San Diego	Ralph Waldo Emerson Elementary	57/68338-00-275	03/15/23	\$ 2,774,042	\$ -
San Diego Unified	San Diego	Kimbrough Elementary	57/68338-00-276	03/16/23	\$ 3,416,897	\$ -
Hesperia Unified	San Bernardino	Carmel Elementary	57/75044-00-008	03/16/23	\$ 912,900	\$ -
Hesperia Unified	San Bernardino	Mojave High	57/75044-00-009	03/16/23	\$ 1,221,915	\$ -
Hesperia Unified	San Bernardino	Cottonwood Elementary	57/75044-00-010	03/16/23	\$ 1,109,665	\$ -
Hesperia Unified	San Bernardino	Mesa Grande Elementary	57/75044-00-011	03/16/23	\$ 1,795,370	\$ -

SFP APPLICATIONS
Modernization Acknowledged Applications Received Past Existing Authority as of April 30, 2024

District	County	Site Name	DSA Number	50-04 Date Received	Estimated State Grant (a)	Estimated Financial Hardship (b)
Hesperia Unified	San Bernardino	Cypress School of the Arts	57/75044-00-012	03/16/23	\$ 1,612,790	\$ -
Hesperia Unified	San Bernardino	Mesquite Trails Elementary	57/75044-00-013	03/16/23	\$ 882,470	\$ -
Hesperia Unified	San Bernardino	Kingston Elementary	57/75044-00-014	03/16/23	\$ 1,734,510	\$ -
Hesperia Unified	San Bernardino	Hollyvale Elementary	57/75044-00-015	03/16/23	\$ 876,384	\$ -
Hesperia Unified	San Bernardino	Hesperia High	57/75044-00-016	03/16/23	\$ 5,182,605	\$ -
Hesperia Unified	San Bernardino	Hesperia Junior High	57/75044-00-017	03/16/23	\$ 2,638,760	\$ -
Hesperia Unified	San Bernardino	Joshua Circle Elementary	57/75044-00-018	03/16/23	\$ 1,399,780	\$ -
Hesperia Unified	San Bernardino	Juniper Elementary	57/75044-00-019	03/16/23	\$ 1,156,340	\$ -
Hesperia Unified	San Bernardino	Lime Street Elementary	57/75044-00-020	03/16/23	\$ 1,430,210	\$ -
Hesperia Unified	San Bernardino	Maple Elementary	57/75044-00-021	03/16/23	\$ 518,040	\$ -
Hesperia Unified	San Bernardino	Cedar Middle	57/75044-00-022	03/16/23	\$ 2,123,880	\$ -
Hesperia Unified	San Bernardino	Eucalyptus Elementary	57/75044-00-023	03/16/23	\$ 821,610	\$ -
Hesperia Unified	San Bernardino	Sultana High	57/75044-00-024	03/16/23	\$ 4,466,310	\$ -
Hesperia Unified	San Bernardino	Canyon Ridge High	57/75044-00-025	03/16/23	\$ 2,359,560	\$ -
Hesperia Unified	San Bernardino	Mission Crest Elementary	57/75044-00-026	03/16/23	\$ 2,130,100	\$ -
Hesperia Unified	San Bernardino	Krystal School of Science, Math & Technology	57/75044-00-027	03/16/23	\$ 1,977,950	\$ -
Hesperia Unified	San Bernardino	Ranchero Middle	57/75044-00-028	03/16/23	\$ 3,218,000	\$ -
Hesperia Unified	San Bernardino	Topaz Preparatory Academy	57/75044-00-029	03/16/23	\$ 1,673,650	\$ -
San Diego Unified	San Diego	Bell Middle	57/68338-00-277	03/17/23	\$ 10,540,822	\$ -
Turlock Unified	Stanislaus	Wakefield Elementary	57/75739-00-018	03/17/23	\$ 2,812,962	\$ -
Los Angeles Unified	Los Angeles	Vinedale College Preparatory Academy	57/64733-38-026	03/20/23	\$ 2,321,950	\$ -
Greenfield Union Elementary	Monterey	Mary Chapa Academy	57/66035-00-005	03/20/23	\$ 6,429,682	\$ -
Los Angeles Unified	Los Angeles	Third Street Elementary	57/64733-00-763	03/21/23	\$ 2,288,158	\$ -
San Diego Unified	San Diego	Standley Middle	57/68338-00-278	03/21/23	\$ 838,047	\$ -
Turlock Unified	Stanislaus	Turlock Junior High	57/75739-00-019	03/21/23	\$ 10,297,025	\$ -
San Diego Unified	San Diego	Cadman Elementary	57/68338-00-279	03/22/23	\$ 644,690	\$ -
San Angeles Unified	Los Angeles	Seventy-Fifth Street Elementary	57/64733-15-013	03/23/23	\$ 1,796,785	\$ -
Porterville Unified	Tulare	Porterville High	57/75523-00-017	03/23/23	\$ 1,105,787	\$ -
San Diego Unified	San Diego	Bird Rock Elementary	57/68338-00-280	03/24/23	\$ 800,953	\$ -
San Diego Unified	San Diego	Correia Middle	57/68338-00-281	03/24/23	\$ 385,679	\$ -
Los Angeles Unified	Los Angeles	Union Avenue Elementary	57/64733-11-015	03/29/23	\$ 2,723,732	\$ -
San Diego Unified	San Diego	Whitman Elementary	57/68338-00-282	04/03/23	\$ 693,968	\$ -
San Diego Unified	San Diego	Walker Elementary	57/68338-00-283	04/03/23	\$ 693,968	\$ -
Los Angeles Unified	Los Angeles	Amestoy Elementary	57/64733-33-023	04/04/23	\$ 3,197,802	\$ -
San Diego Unified	San Diego	Sandburg Elementary	57/68338-00-284	04/04/23	\$ 817,380	\$ -
San Diego Unified	San Diego	Pacific Beach Elementary	57/68338-00-285	04/04/23	\$ 468,926	\$ -
Los Angeles Unified	Los Angeles	Canoga Park Senior High	57/64733-00-764	04/05/23	\$ 6,080,588	\$ -
San Diego Unified	San Diego	Wangenheim Middle	57/68338-00-286	04/05/23	\$ 6,446,535	\$ -
San Diego Unified	San Diego	Knox Middle	57/68338-00-287	04/05/23	\$ 5,656,867	\$ -
Los Angeles Unified	Los Angeles	Crenshaw Science, Technology, Engineering, Mat	57/64733-00-765	04/10/23	\$ 3,112,554	\$ -
Los Angeles Unified	Los Angeles	John Marshall Senior High	57/64733-12-011	04/10/23	\$ 3,677,823	\$ -
San Juan Unified	Sacramento	San Juan High	57/67447-00-086	04/10/23	\$ 1,741,614	\$ -
Anaheim Union High	Orange	Anaheim High	57/66431-01-004	04/11/23	\$ 6,467,598	\$ -

SFP APPLICATIONS
Modernization Acknowledged Applications Received Past Existing Authority as of April 30, 2024

District	County	Site Name	DSA Number	50-04 Date Received	Estimated State Grant (a)	Estimated Financial Hardship (b)
Los Angeles Unified	Los Angeles	Reseda Elementary	57/64733-00-766	04/12/23	\$ 573,961	\$ -
Los Angeles Unified	Los Angeles	West Hollywood Elementary	57/64733-00-767	04/12/23	\$ 3,127,116	\$ -
Los Angeles Unified	Los Angeles	Delevan Drive Elementary	57/64733-00-768	04/12/23	\$ 1,728,760	\$ -
Los Angeles Unified	Los Angeles	El Sereno Middle	57/64733-34-017	04/12/23	\$ 3,953,360	\$ -
Los Angeles Unified	Los Angeles	Verdugo Hills Senior High	57/64733-00-769	04/13/23	\$ 11,877,649	\$ -
Los Angeles Unified	Los Angeles	Glassell Park ES Science, Technology, Engineering	57/64733-08-008	04/13/23	\$ 5,016,138	\$ -
Los Angeles Unified	Los Angeles	John A. Sutter Middle	57/64733-00-770	04/18/23	\$ 1,607,414	\$ -
Los Angeles Unified	Los Angeles	Thomas A. Edison Middle	57/64733-00-771	04/24/23	\$ 4,853,716	\$ -
Los Angeles Unified	Los Angeles	Franklin Avenue Elementary	57/64733-12-012	04/24/23	\$ 1,477,456	\$ -
Monterey Peninsula Unified	Monterey	Del Monte Elementary	57/66092-00-044	04/24/23	\$ 367,044	\$ -
Benicia Unified	Solano	Benicia Middle	57/70524-00-020	04/24/23	\$ 764,404	\$ -
Castro Valley Unified	Alameda	Marshall Elementary	57/61150-00-038	04/27/23	\$ 340,892	\$ -
San Juan Unified	Sacramento	Earl Legette Elementary	57/67447-00-087	04/27/23	\$ 4,322,499	\$ -
Arcadia Unified	Los Angeles	Holly Avenue Elementary	57/64261-00-010	04/28/23	\$ 6,062,517	\$ -
Encinitas Union Elementary	San Diego	Flora Vista Elementary	57/68080-00-005	04/28/23	\$ 1,409,714	\$ -
Escondido Union	San Diego	Del Dios Academy of Arts and Sciences	57/68098-00-016	05/02/23	\$ 2,529,394	\$ -
Pajaro Valley Unified	Santa Cruz	Watsonville High	57/69799-00-026	05/02/23	\$ 3,239,243	\$ -
Temecula Valley Unified	Riverside	Temecula Valley High	57/75192-00-021	05/02/23	\$ 1,909,558	\$ -
Long Beach Unified	Los Angeles	Bancroft Middle	57/64725-00-055	05/03/23	\$ 6,036,771	\$ -
Jurupa Unified	Riverside	Troth Street Elementary	57/67090-00-018	05/03/23	\$ 4,862,874	\$ -
Pajaro Valley Unified	Santa Cruz	Pajaro Middle	57/69799-00-027	05/03/23	\$ 1,161,861	\$ -
Los Angeles Unified	Los Angeles	Fifty-Second Street Elementary	57/64733-14-006	05/04/23	\$ 1,759,023	\$ -
Anaheim Union High	Orange	Magnolia High	57/66431-00-003	05/08/23	\$ 3,855,164	\$ -
Cascade Union Elementary	Shasta	Meadow Lane Elementary	57/69914-00-006	05/08/23	\$ 413,493	\$ -
Novato Unified	Marin	Pleasant Valley Elementary	57/65417-00-030	05/09/23	\$ 337,283	\$ -
Sweetwater Union High	San Diego	Bonita Vista Senior High	57/68411-00-050	05/09/23	\$ 7,363,101	\$ -
Sweetwater Union High	San Diego	Mar Vista Senior High	57/68411-00-051	05/09/23	\$ 7,796,172	\$ -
Anaheim Union High	Orange	Western High	57/66431-07-001	05/11/23	\$ 8,253,521	\$ -
Santa Cruz City Elementary	Santa Cruz	Gault Elementary	57/69815-00-011	05/15/23	\$ 1,798,942	\$ -
Los Angeles Unified	Los Angeles	Nestle Avenue Charter	57/64733-00-772	05/16/23	\$ 688,832	\$ -
Los Angeles Unified	Los Angeles	Point Fermin Elementary	57/64733-20-025	05/16/23	\$ 1,308,963	\$ -
Los Angeles Unified	Los Angeles	Angeles Mesa Elementary	57/64733-00-773	05/17/23	\$ 1,268,963	\$ -
Los Angeles Unified	Los Angeles	Chatsworth Charter High	57/64733-00-774	05/17/23	\$ 1,805,509	\$ -
Los Angeles Unified	Los Angeles	South Shores/CSUDH Visual and Performing Arts	57/64733-42-019	05/17/23	\$ 1,110,412	\$ -
Los Angeles Unified	Los Angeles	Ulysses S. Grant Senior High	57/64733-00-775	05/18/23	\$ 27,997,883	\$ -
Los Gatos-Saratoga Union High	Santa Clara	Saratoga High	57/69534-00-003	05/18/23	\$ 1,377,679	\$ -
Sweetwater Union High	San Diego	Eastlake High	57/68411-00-052	05/22/23	\$ 5,859,355	\$ -
Los Angeles Unified	Los Angeles	Shenandoah Street Elementary	57/64733-30-004	05/23/23	\$ 2,114,572	\$ -
Snowline Joint Unified	San Bernardino	Wrightwood Elementary	57/73957-00-007	05/25/23	\$ 5,492,195	\$ -
Oceanside Unified	San Diego	San Luis Rey Elementary	57/73569-00-016	05/26/23	\$ 4,965,167	\$ -
Los Angeles Unified	Los Angeles	Chapman Elementary	57/64733-00-776	05/31/23	\$ 472,885	\$ -
Los Angeles Unified	Los Angeles	Phineas Banning Senior High	57/64733-32-027	05/31/23	\$ 1,959,242	\$ -
Los Angeles Unified	Los Angeles	Sierra Vista Elementary	57/64733-00-777	06/01/23	\$ 2,203,043	\$ -

SFP APPLICATIONS
Modernization Acknowledged Applications Received Past Existing Authority as of April 30, 2024

District	County	Site Name	DSA Number	50-04 Date Received	Estimated State Grant (a)	Estimated Financial Hardship (b)
Los Angeles Unified	Los Angeles	Dixie Canyon Community Charter	57/64733-40-006	06/01/23	\$ 4,018,955	\$ -
Los Angeles Unified	Los Angeles	Orville Wright Engineering and Design Magnet	57/64733-61-011	06/01/23	\$ 3,037,889	\$ -
Los Angeles Unified	Los Angeles	Benjamin Franklin Senior High	57/64733-00-778	06/06/23	\$ 10,010,518	\$ -
Los Angeles Unified	Los Angeles	Bonita Street Elementary	57/64733-54-029	06/06/23	\$ 2,002,753	\$ -
Pomona Unified	Los Angeles	Pomona High	57/64907-00-052	06/07/23	\$ 10,068,962	\$ -
Los Angeles Unified	Los Angeles	Dahlia Heights Elementary	57/64733-26-002	06/08/23	\$ 4,255,015	\$ -
San Benito High	San Benito	Hollister High	57/67538-00-010	06/08/23	\$ 237,857	\$ -
Pajaro Valley Unified	Santa Cruz	Rio del Mar Elementary	57/69799-00-028	06/08/23	\$ 1,418,559	\$ -
Pajaro Valley Unified	Santa Cruz	Aptos High	57/69799-00-029	06/08/23	\$ 1,765,933	\$ -
Los Angeles Unified	Los Angeles	Castle Heights Elementary	57/64733-00-779	06/09/23	\$ 766,494	\$ -
San Diego Unified	San Diego	Sherman Elementary	57/68338-00-288	06/13/23	\$ 3,765,815	\$ -
Los Angeles Unified	Los Angeles	Seventy-Fourth Street Elementary	57/64733-00-780	06/14/23	\$ 789,462	\$ -
San Diego Unified	San Diego	Challenger Middle	57/68338-00-289	06/15/23	\$ 6,275,509	\$ -
Hemet Unified	Riverside	Ramona Elementary	57/67082-00-013	06/23/23	\$ 2,361,103	\$ -
Pomona Unified	Los Angeles	Ganesha High	57/64907-00-053	06/27/23	\$ 7,000,534	\$ -
East Side Union High	Santa Clara	William C. Overfelt High	57/69427-00-043	06/27/23	\$ 1,365,875	\$ -
Los Angeles Unified	Los Angeles	South Gate Middle	57/64733-16-013	06/28/23	\$ 1,611,380	\$ -
Chino Valley Unified	San Bernardino	Oak Ridge Elementary	57/67678-00-037	07/03/23	\$ 244,695	\$ -
Lucia Mar Unified	San Luis Obispo	Judkins Middle	57/68759-00-026	07/03/23	\$ 2,898,458	\$ -
Moreno Valley Unified	Riverside	Sunnymead Middle	57/67124-00-029	07/05/23	\$ 2,282,722	\$ -
Los Angeles Unified	Los Angeles	Haddon Avenue Elementary	57/64733-28-018	07/06/23	\$ 3,502,291	\$ -
Saugus Union	Los Angeles	Charles Helmers Elementary	57/64998-00-012	07/07/23	\$ 1,420,485	\$ -
Los Angeles Unified	Los Angeles	Wonderland Avenue Elementary	57/64733-00-781	07/10/23	\$ 5,030,116	\$ -
Franklin-McKinley Elementary	Santa Clara	Sylvandale Middle	57/69450-00-015	07/13/23	\$ 1,281,822	\$ -
Encinitas Union Elementary	San Diego	Capri Elementary	57/68080-00-006	07/14/23	\$ 952,330	\$ -
Benicia Unified	Solano	Mary Farmar Elementary	57/70524-00-021	07/14/23	\$ 559,912	\$ -
Benicia Unified	Solano	Robert Semple Elementary	57/70524-00-022	07/14/23	\$ 580,909	\$ -
Los Angeles Unified	Los Angeles	Charles Leroy Lowman Special Education and Car	57/64733-00-782	07/17/23	\$ 1,191,248	\$ -
Los Gatos-Saratoga Union High	Santa Clara	Los Gatos High	57/69534-00-004	07/17/23	\$ 1,547,225	\$ -
Sanger Unified	Fresno	Lone Star Elementary	57/62414-00-020	07/18/23	\$ 1,317,455	\$ -
Sanger Unified	Fresno	Washington Academic Middle	57/62414-00-021	07/18/23	\$ 2,029,081	\$ -
Sanger Unified	Fresno	Jackson Elementary	57/62414-00-022	07/18/23	\$ 1,598,146	\$ -
Los Angeles Unified	Los Angeles	Alain Leroy Locke 3 College Preparatory Academy	57/64733-00-783	07/18/23	\$ 6,517,957	\$ -
Los Angeles Unified	Los Angeles	Fifty-Fourth Street Elementary	57/64733-00-784	07/18/23	\$ 2,544,023	\$ -
Arcadia Unified	Los Angeles	Arcadia High	57/64261-00-011	07/20/23	\$ 25,554,341	\$ -
Walnut Creek Elementary	Contra Costa	Tice Creek	57/61812-00-007	07/24/23	\$ 2,434,208	\$ -
Walnut Creek Elementary	Contra Costa	Parkmead Elementary	57/61812-00-008	07/24/23	\$ 814,031	\$ -
Los Angeles Unified	Los Angeles	Independence Elementary	57/64733-00-785	07/24/23	\$ 1,382,777	\$ -
Perris Elementary	Riverside	Palms Elementary	57/67199-00-003	07/24/23	\$ 968,667	\$ -
Perris Elementary	Riverside	Good Hope Elementary	57/67199-00-004	07/25/23	\$ 857,917	\$ -
Perris Elementary	Riverside	Enchanted Hills Elementary	57/67199-00-005	07/25/23	\$ 1,635,165	\$ -
Los Angeles Unified	Los Angeles	Farmdale Elementary	57/64733-34-018	07/26/23	\$ 437,576	\$ -
Los Angeles Unified	Los Angeles	James J. McBride Special Education Center	57/64733-42-020	07/27/23	\$ 812,007	\$ -

SFP APPLICATIONS
Modernization Acknowledged Applications Received Past Existing Authority as of April 30, 2024

District	County	Site Name	DSA Number	50-04 Date Received	Estimated State Grant (a)	Estimated Financial Hardship (b)
Encinitas Union Elementary	San Diego	Paul Ecke-Central Elementary	57/68080-00-007	07/31/23	\$ 1,914,708	\$ -
Hueneme Elementary	Ventura	Fred L. Williams Elementary	57/72462-00-009	07/31/23	\$ 2,630,498	\$ -
Hueneme Elementary	Ventura	Charles Blackstock Junior High	57/72462-00-010	07/31/23	\$ 2,996,966	\$ -
Los Angeles Unified	Los Angeles	Reseda Charter High	57/64733-39-010	08/01/23	\$ 14,055,510	\$ -
Los Angeles Unified	Los Angeles	Colfax Charter Elementary	57/64733-00-786	08/02/23	\$ 4,683,474	\$ -
Hemet Unified	Riverside	West Valley High	57/67082-00-014	08/02/23	\$ 3,471,924	\$ -
Encinitas Union Elementary	San Diego	Olivenhain Pioneer Elementary	57/68080-00-008	08/02/23	\$ 3,454,587	\$ -
Encinitas Union Elementary	San Diego	Park Dale Lane Elementary	57/68080-00-009	08/02/23	\$ 532,571	\$ -
Fresno Unified	Fresno	Columbia Elementary	57/62166-00-149	08/03/23	\$ 793,404	\$ -
Saugus Union	Los Angeles	James Foster Elementary	57/64998-00-013	08/03/23	\$ 3,266,549	\$ -
Sanger Unified	Fresno	Lincoln Elementary	57/62414-00-023	08/04/23	\$ 1,998,341	\$ -
Sanger Unified	Fresno	Wilson Elementary	57/62414-00-024	08/04/23	\$ 1,587,589	\$ -
Los Angeles Unified	Los Angeles	Chatsworth Charter High	57/64733-00-787	08/04/23	\$ 3,084,925	\$ -
Saddleback Valley Unified	Orange	Foothill Ranch Elementary	57/73635-00-043	08/07/23	\$ 12,547,828	\$ -
Saugus Union	Los Angeles	Rosedell Elementary	57/64998-00-014	08/08/23	\$ 2,832,373	\$ -
Fowler Unified	Fresno	John Sutter Middle	57/62158-00-008	08/09/23	\$ 4,008,267	\$ -
Romoland Elementary	Riverside	Harvest Valley Elementary	57/67231-00-004	08/09/23	\$ 2,502,566	\$ -
Elk Grove Unified	Sacramento	Elk Grove High	57/67314-00-040	08/09/23	\$ 6,947,875	\$ -
Snowline Joint Unified	San Bernardino	Pinon Mesa Middle	57/73957-00-008	08/14/23	\$ 5,696,765	\$ 3,797,843
Los Angeles Unified	Los Angeles	One Hundred Fifty-Sixth Street Elementary	57/64733-33-024	08/16/23	\$ 153,984	\$ -
Roseville Joint Union High	Placer	Granite Bay High	57/66928-00-008	08/16/23	\$ 3,124,732	\$ -
Sutter Union High	Sutter	Butte View High	57/71449-00-002	08/17/23	\$ 82,382	\$ 54,921
Los Angeles Unified	Los Angeles	Paul Revere Charter Middle	57/64733-21-037	08/18/23	\$ 1,320,665	\$ -
Monterey Peninsula Unified	Monterey	J. C. Crumpton Elementary	57/66092-00-045	08/18/23	\$ 737,296	\$ -
Los Angeles Unified	Los Angeles	Venice Senior High	57/64733-00-788	08/23/23	\$ 8,494,608	\$ -
Lowell Joint	Orange	Rancho-Starbuck Intermediate	57/64766-00-006	08/24/23	\$ 6,981,766	\$ -
Long Beach Unified	Los Angeles	Birney Elementary	57/64725-00-056	08/25/23	\$ 6,173,097	\$ -
Liberty Union High	Contra Costa	Liberty High	57/61721-00-006	08/28/23	\$ 10,352,277	\$ -
Los Angeles Unified	Los Angeles	Millikan Midsite	57/64733-00-789	08/28/23	\$ 5,549,744	\$ -
Los Angeles Unified	Los Angeles	Belmont Senior High	57/64733-11-016	08/28/23	\$ 5,853,097	\$ -
Fallbrook Union High	San Diego	Ivy High (Continuation)	57/68122-00-003	08/29/23	\$ 1,120,216	\$ -
Encinitas Union Elementary	San Diego	Ocean Knoll Elementary	57/68080-00-010	08/30/23	\$ 922,570	\$ -
Los Angeles Unified	Los Angeles	Charles W. Barrett Elementary	57/64733-00-790	08/31/23	\$ 339,185	\$ -
Santa Ynez Valley Union High	Santa Barbara	Santa Ynez Valley Union High	57/69328-00-004	08/31/23	\$ 2,224,667	\$ -
Hueneme Elementary	Ventura	Art Haycox Elementary	57/72462-00-011	09/05/23	\$ 3,217,155	\$ -
Hueneme Elementary	Ventura	Julien Hathaway Elementary	57/72462-00-012	09/05/23	\$ 2,712,663	\$ -
Hueneme Elementary	Ventura	E. O. Green Junior High	57/72462-00-013	09/05/23	\$ 1,485,671	\$ -
Hueneme Elementary	Ventura	Ansgar Larsen Elementary	57/72462-00-014	09/05/23	\$ 2,204,141	\$ -
Hueneme Elementary	Ventura	Parkview Elementary	57/72462-00-015	09/05/23	\$ 1,931,062	\$ -
Long Beach Unified	Los Angeles	Emerson Parkside Academy	57/64725-00-057	09/06/23	\$ 1,299,606	\$ -
Kern County Office of Education	Kern	Claude W. Richardson Center	57/10157-00-001	09/08/23	\$ 2,203,188	\$ -
Castro Valley Unified	Alameda	Stanton Elementary	57/61150-00-039	09/08/23	\$ 464,430	\$ -
Wheatland Union High	Yuba	Wheatland Union High	57/72769-00-004	09/08/23	\$ 3,249,771	\$ -

SFP APPLICATIONS
Modernization Acknowledged Applications Received Past Existing Authority as of April 30, 2024

District	County	Site Name	DSA Number	50-04 Date Received	Estimated State Grant (a)	Estimated Financial Hardship (b)
Encinitas Union Elementary	San Diego	La Costa Heights Elementary	57/68080-00-011	09/11/23	\$ 4,269,864	\$ -
Encinitas Union Elementary	San Diego	Flora Vista Elementary	57/68080-00-012	09/11/23	\$ 1,274,904	\$ -
Encinitas Union Elementary	San Diego	Mission Estancia Elementary	57/68080-00-013	09/11/23	\$ 2,868,523	\$ -
Los Angeles Unified	Los Angeles	Hooper Avenue Elementary	57/64733-00-791	09/14/23	\$ 3,146,167	\$ -
Los Angeles Unified	Los Angeles	John F. Kennedy High	57/64733-00-792	09/14/23	\$ 21,141,957	\$ -
Compton Unified	Los Angeles	Compton High	57/73437-01-045	09/14/23	\$ 819,525	\$ -
Pleasanton Unified	Alameda	Henry P. Mohr Elementary	57/75101-00-020	09/15/23	\$ 1,049,800	\$ -
Pleasanton Unified	Alameda	Walnut Grove Elementary	57/75101-00-021	09/15/23	\$ 585,286	\$ -
Los Angeles Unified	Los Angeles	Rudecinda Sepulveda Dodson Middle	57/64733-20-026	09/19/23	\$ 7,637,674	\$ -
Pleasanton Unified	Alameda	Harvest Park Middle	57/75101-00-022	09/19/23	\$ 1,262,968	\$ -
El Rancho Unified	Los Angeles	El Rancho High	57/64527-00-017	09/20/23	\$ 2,417,247	\$ -
San Leandro Unified	Alameda	John Muir Middle	57/61291-00-028	09/21/23	\$ 431,416	\$ -
Templeton Unified	San Luis Obispo	Templeton High	57/68841-00-007	09/25/23	\$ 750,950	\$ -
Vallejo City Unified	Solano	Annie Pennycook Elementary	57/70581-00-026	09/25/23	\$ 476,165	\$ -
Vallejo City Unified	Solano	Federal Terrace Elementary	57/70581-00-027	09/25/23	\$ 452,945	\$ -
Vallejo City Unified	Solano	Johnston Cooper Elementary	57/70581-00-028	09/25/23	\$ 1,693,927	\$ -
Vallejo City Unified	Solano	Dan Mini Elementary	57/70581-00-029	09/25/23	\$ 2,840,893	\$ -
Los Angeles Unified	Los Angeles	University High School Charter	57/64733-21-038	09/27/23	\$ 3,568,880	\$ -
Los Angeles Unified	Los Angeles	Grand View Boulevard Elementary	57/64733-00-793	09/29/23	\$ 3,083,406	\$ -
Palm Springs Unified	Riverside	Della S. Lindley Elementary	57/67173-00-014	10/03/23	\$ 4,931,233	\$ -
Los Angeles Unified	Los Angeles	Robert F. Kennedy Elementary	57/64733-00-794	10/04/23	\$ 4,301,306	\$ -
Ukiah Unified	Mendocino	Pomolita Middle	57/65615-00-011	10/04/23	\$ 3,192,858	\$ -
Ukiah Unified	Mendocino	South Valley High	57/65615-00-012	10/04/23	\$ 1,521,639	\$ -
Pierce Joint Unified	Colusa	Pierce High	57/61614-00-010	10/05/23	\$ 1,844,997	\$ -
Ukiah Unified	Mendocino	Eagle Peak Middle	57/65615-00-013	10/06/23	\$ 2,231,715	\$ -
Los Angeles Unified	Los Angeles	Downtown Business High	57/64733-00-795	10/11/23	\$ 1,872,302	\$ -
Red Bluff Union Elementary	Tehama	Jackson Heights Elementary	57/71621-00-003	10/11/23	\$ 2,333,183	\$ -
Red Bluff Union Elementary	Tehama	William M. Metteer Elementary	57/71621-00-004	10/11/23	\$ 1,298,530	\$ -
Red Bluff Union Elementary	Tehama	Vista Preparatory Academy	57/71621-00-005	10/11/23	\$ 3,055,438	\$ -
Temecula Valley Unified	Riverside	Chaparral High	57/75192-00-022	10/13/23	\$ 9,321,701	\$ -
Val Verde Unified	Riverside	Vista Verde Middle	57/75242-00-014	10/13/23	\$ 1,437,270	\$ -
Novato Unified	Marin	Novato High	57/65417-00-031	10/16/23	\$ 600,562	\$ -
Novato Unified	Marin	Lu Sutton Elementary	57/65417-00-032	10/16/23	\$ 396,046	\$ -
Los Angeles Unified	Los Angeles	Sunland Elementary	57/64733-00-796	10/18/23	\$ 1,149,668	\$ -
Greenfield Union Elementary	Monterey	Oak Avenue Elementary	57/66035-00-006	10/18/23	\$ 1,359,206	\$ -
Martinez Unified	Contra Costa	John Swett Elementary	57/61739-00-013	10/19/23	\$ 1,570,807	\$ -
Fontana Unified	San Bernardino	Sequoia Middle	57/67710-00-029	10/19/23	\$ 1,761,468	\$ -
Beverly Hills Unified	Los Angeles	Beverly Hills High	57/64311-00-008	10/20/23	\$ 590,432	\$ -
Chico Unified	Butte	McManus (John A.) Elementary	57/61424-00-012	10/23/23	\$ 3,544,236	\$ -
Beverly Hills Unified	Los Angeles	Beverly Vista Middle	57/64311-00-009	10/26/23	\$ 1,236,723	\$ -
Los Angeles Unified	Los Angeles	Paseo del Rey Fundamental	57/64733-42-021	10/26/23	\$ 1,896,897	\$ -
Santa Rosa High	Sonoma	Santa Rosa High	57/70920-00-015	10/27/23	\$ 3,909,074	\$ -
Saucelito Elementary	Tulare	Saucelito Elementary	57/72108-00-001	10/27/23	\$ 61,164	\$ 40,776

SFP APPLICATIONS
Modernization Acknowledged Applications Received Past Existing Authority as of April 30, 2024

District	County	Site Name	DSA Number	50-04 Date Received	Estimated State Grant (a)	Estimated Financial Hardship (b)
Alameda Unified	Alameda	Amelia Earhart Elementary	57/61119-00-026	10/30/23	\$ 844,135	\$ -
Azusa Unified	Los Angeles	Center Middle	57/64279-00-031	10/30/23	\$ 2,378,515	\$ -
Fountain Valley Elementary	Orange	Plavan (Urbain H.) Elementary	57/66498-00-022	10/30/23	\$ 1,981,595	\$ -
Santa Rosa Elementary	Sonoma	Brook Hill Elementary	57/70912-00-012	10/30/23	\$ 1,166,636	\$ -
Los Angeles Unified	Los Angeles	Griffith Junior High School Magnet	57/64733-00-797	10/31/23	\$ 802,408	\$ -
Fresno Unified	Fresno	Yosemite Middle	57/62166-00-150	11/06/23	\$ 2,442,457	\$ -
El Rancho Unified	Los Angeles	Rio Vista Elementary	57/64527-00-018	11/08/23	\$ 416,644	\$ -
Lynwood Unified	Los Angeles	Rosa Parks Elementary	57/64774-00-018	11/08/23	\$ 695,448	\$ -
Lynwood Unified	Los Angeles	Mark Twain Elementary	57/64774-00-019	11/08/23	\$ 1,066,904	\$ -
El Rancho Unified	Los Angeles	North Park Academy of the Arts	57/64527-00-019	11/09/23	\$ 1,757,869	\$ -
Los Angeles Unified	Los Angeles	Taft Charter High	57/64733-00-798	11/09/23	\$ 15,964,764	\$ -
Los Angeles Unified	Los Angeles	Woodlawn Avenue Elementary	57/64733-00-799	11/09/23	\$ 2,695,889	\$ -
Santa Ana Unified	Orange	Jefferson Elementary	57/66670-00-070	11/09/23	\$ 1,805,345	\$ -
Los Angeles Unified	Los Angeles	Balboa Gifted/High Ability Magnet Elementary	57/64733-00-800	11/13/23	\$ 894,338	\$ -
Benicia Unified	Solano	Benicia High	57/70524-00-023	11/14/23	\$ 3,516,129	\$ -
El Rancho Unified	Los Angeles	Rivera Middle	57/64527-00-020	11/15/23	\$ 1,994,551	\$ -
Mill Valley Elementary	Marin	Strawberry Point Elementary	57/65391-00-010	11/16/23	\$ 734,372	\$ -
Moreno Valley Unified	Riverside	Valley View High	57/67124-00-030	11/16/23	\$ 25,711,427	\$ -
Moreno Valley Unified	Riverside	Box Springs Elementary	57/67124-00-031	11/16/23	\$ 184,697	\$ -
Moreno Valley Unified	Riverside	Sugar Hill Elementary	57/67124-00-032	11/16/23	\$ 4,445,489	\$ -
Santa Rosa High	Sonoma	Maria Carrillo High	57/70920-00-016	11/16/23	\$ 4,961,408	\$ -
Pleasanton Unified	Alameda	Donlon Elementary	57/75101-00-023	11/16/23	\$ 832,752	\$ -
Pleasanton Unified	Alameda	Harvest Park Middle	57/75101-00-024	11/16/23	\$ 462,792	\$ -
Los Angeles Unified	Los Angeles	Andasol Avenue Elementary	57/64733-00-801	11/17/23	\$ 962,271	\$ -
Siskiyou Union High	Siskiyou	Mount Shasta High	57/70466-00-004	11/20/23	\$ 1,141,342	\$ -
Siskiyou Union High	Siskiyou	Weed High	57/70466-00-005	11/20/23	\$ 1,154,394	\$ -
Los Angeles Unified	Los Angeles	Fair Avenue Elementary	57/64733-22-016	11/21/23	\$ 1,803,265	\$ -
Lynwood Unified	Los Angeles	Janie P. Abbott Elementary	57/64774-00-020	11/21/23	\$ 1,174,953	\$ -
Lynwood Unified	Los Angeles	Will Rogers Elementary	57/64774-00-021	11/21/23	\$ 2,875,684	\$ -
El Rancho Unified	Los Angeles	Valencia Academy of the Arts	57/64527-00-021	11/22/23	\$ 833,288	\$ -
Los Angeles Unified	Los Angeles	Thomas Starr King Middle School Film and Media	57/64733-00-802	11/22/23	\$ 2,382,521	\$ -
Los Angeles Unified	Los Angeles	Second Street Elementary	57/64733-00-803	11/28/23	\$ 636,900	\$ -
Anaheim Union High	Orange	Orangeview Junior High	57/66431-07-002	11/29/23	\$ 7,413,986	\$ -
Mt. Diablo Unified	Contra Costa	Ayers Elementary	57/61754-00-097	11/30/23	\$ 547,893	\$ -
Mt. Diablo Unified	Contra Costa	Sequoia Elementary	57/61754-00-098	11/30/23	\$ 133,683	\$ -
Mt. Diablo Unified	Contra Costa	Sun Terrace Elementary	57/61754-00-099	11/30/23	\$ 549,138	\$ -
Mt. Diablo Unified	Contra Costa	Valley View Middle	57/61754-00-100	11/30/23	\$ 270,227	\$ -
Anaheim Union High	Orange	Cypress High	57/66431-08-001	12/06/23	\$ 6,930,180	\$ -
Los Angeles Unified	Los Angeles	Albion Street Elementary	57/64733-00-804	12/07/23	\$ 1,288,082	\$ -
San Lorenzo Valley Unified	Santa Cruz	SLVUSD Charter	57/69807-00-005	12/08/23	\$ 800,489	\$ -
Millville Elementary	Shasta	Millville Elementary	57/70052-00-004	12/08/23	\$ 8,875	\$ 5,916
Fontana Unified	San Bernardino	Oleander Elementary	57/67710-00-030	12/11/23	\$ 1,241,353	\$ -
Alhambra Unified	Los Angeles	Garfield Elementary	57/75713-00-037	12/12/23	\$ 5,425,980	\$ -

SFP APPLICATIONS
Modernization Acknowledged Applications Received Past Existing Authority as of April 30, 2024

District	County	Site Name	DSA Number	50-04 Date Received	Estimated State Grant (a)	Estimated Financial Hardship (b)
Hueneme Elementary	Ventura	Sunkist Elementary	57/72462-00-016	12/13/23	\$ 1,965,916	\$ -
Hueneme Elementary	Ventura	Hollywood Beach Elementary	57/72462-00-017	12/13/23	\$ 714,248	\$ -
West Contra Costa Unified	Contra Costa	Lake Elementary	57/61796-00-056	12/14/23	\$ 3,027,337	\$ -
West Contra Costa Unified	Contra Costa	Hercules High	57/61796-00-057	12/14/23	\$ 2,397,009	\$ -
West Contra Costa Unified	Contra Costa	Hercules Middle	57/61796-00-058	12/14/23	\$ 2,512,365	\$ -
Tehama County Department of Education	Tehama	Gerber Elementary	57/10520-00-001	12/15/23	\$ 130,923	\$ 87,282
Palo Alto Unified	Santa Clara	Palo Verde Elementary	57/69641-00-034	12/20/23	\$ 732,592	\$ -
Palo Alto Unified	Santa Clara	Ellen Fletcher Middle	57/69641-00-035	12/20/23	\$ 1,113,846	\$ -
Colton Joint Unified	San Bernardino	Terrace Hills Middle	57/67686-00-028	12/26/23	\$ 2,877,321	\$ -
Capistrano Unified	Orange	Dana Hills High	57/66464-00-029	01/02/24	\$ 13,307,712	\$ -
Hueneme Elementary	Ventura	Richard Bard Elementary	57/72462-00-018	01/03/24	\$ 992,010	\$ -
Fremont Union High	Santa Clara	Homestead High	57/69468-00-020	01/09/24	\$ 3,071,357	\$ -
Temecula Valley Unified	Riverside	Chaparral High	57/75192-00-023	01/09/24	\$ 5,415,464	\$ -
Murrieta Valley Unified	Riverside	Avaxat Elementary	57/75200-00-013	01/12/24	\$ 633,127	\$ -
Murrieta Valley Unified	Riverside	Alta Murrieta Elementary	57/75200-00-014	01/12/24	\$ 1,139,604	\$ -
Vacaville Unified	Solano	Alamo Elementary	57/70573-00-020	01/15/24	\$ 3,297,274	\$ -
Los Angeles Unified	Los Angeles	Thomas Starr King Middle School Film and Media	57/64733-00-805	01/16/24	\$ 2,366,078	\$ -
Los Angeles Unified	Los Angeles	Alexandria Avenue Elementary	57/64733-00-806	01/16/24	\$ 953,663	\$ -
Delphic Elementary	Siskiyou	Delphic Elementary	57/70227-00-001	01/16/24	\$ 45,645	\$ 30,430
Los Angeles Unified	Los Angeles	Norwood Street Elementary	57/64733-00-807	01/17/24	\$ 4,762,209	\$ -
Middletown Unified	Lake	Coyote Valley Elementary	57/64055-00-004	01/18/24	\$ 1,390,315	\$ -
Waterford Unified	Stanislaus	Richard M. Moon Primary	57/75572-00-007	01/19/24	\$ 4,013,253	\$ -
Flournoy Union Elementary	Tehama	Flournoy Elementary	57/71530-00-001	01/22/24	\$ 41,763	\$ 27,842
Fresno Unified	Fresno	Addams Elementary	57/62166-00-151	01/25/24	\$ 1,505,136	\$ -
Newman-Crows Landing Unified	Stanislaus	Orestimba High	57/73601-00-005	01/25/24	\$ 1,432,425	\$ -
Los Angeles Unified	Los Angeles	Annandale Elementary	57/64733-00-808	01/26/24	\$ 1,473,555	\$ -
Fremont Unified	Alameda	William Hopkins Junior High	57/61176-00-057	01/29/24	\$ 1,017,944	\$ -
Chula Vista Elementary	San Diego	Allen (Ella B.) Elementary	57/68023-00-021	01/30/24	\$ 3,190,075	\$ -
Chula Vista Elementary	San Diego	Vista Square Elementary	57/68023-00-022	01/30/24	\$ 2,233,053	\$ -
Mammoth Unified	Mono	Mammoth High	57/73692-00-003	01/31/24	\$ 321,989	\$ -
Red Bluff Union Elementary	Tehama	Vista Preparatory Academy	57/71621-00-006	02/01/24	\$ 4,316,865	\$ -
Red Bluff Union Elementary	Tehama	William M. Metteer Elementary	57/71621-00-007	02/01/24	\$ 3,220,508	\$ -
Red Bluff Union Elementary	Tehama	Jackson Heights Elementary	57/71621-00-008	02/01/24	\$ 3,358,217	\$ -
Washington Unified	Fresno	West Fresno Elementary	57/76778-00-005	02/01/24	\$ 1,068,504	\$ -
Los Angeles Unified	Los Angeles	Emerson (Ralph Waldo) Junior M	57/64733-21-039	02/05/24	\$ 641,170	\$ -
Snowline Joint Unified	San Bernardino	Phelan Elementary	57/73957-00-005	02/05/24	\$ 6,658,638	\$ -
Alhambra Unified	Los Angeles	Mark Keppel High	57/75713-00-038	02/05/24	\$ 3,759,536	\$ -
Alhambra Unified	Los Angeles	Alhambra High	57/75713-00-039	02/05/24	\$ 13,898,152	\$ -
Le Grand Union Elementary	Merced	Le Grand Elementary	57/65722-00-003	02/06/24	\$ 391,338	\$ 260,892
Hayward Unified	Alameda	Fairview Elementary	57/61192-00-010	02/07/24	\$ 3,374,810	\$ -
Hayward Unified	Alameda	Glassbrook Elementary	57/61192-00-011	02/07/24	\$ 3,024,191	\$ -
Hayward Unified	Alameda	Martin Luther King, Jr. Middle	57/61192-00-012	02/07/24	\$ 4,514,850	\$ -
Hayward Unified	Alameda	Tyrrell Elementary	57/61192-00-013	02/07/24	\$ 3,639,030	\$ -

SFP APPLICATIONS
Modernization Acknowledged Applications Received Past Existing Authority as of April 30, 2024

District	County	Site Name	DSA Number	50-04 Date Received	Estimated State Grant (a)	Estimated Financial Hardship (b)
Hayward Unified	Alameda	Park Elementary	57/61192-00-014	02/07/24	\$ 3,151,794	\$ -
Hayward Unified	Alameda	Hayward High	57/61192-00-015	02/07/24	\$ 15,819,567	\$ -
Hayward Unified	Alameda	Tennyson High	57/61192-00-016	02/07/24	\$ 12,937,708	\$ -
Hayward Unified	Alameda	Eldridge Elementary	57/61192-00-017	02/07/24	\$ 1,807,505	\$ -
Hayward Unified	Alameda	Cesar Chavez Middle	57/61192-00-018	02/07/24	\$ 3,246,511	\$ -
Hayward Unified	Alameda	Southgate Elementary	57/61192-00-019	02/07/24	\$ 3,898,272	\$ -
Hayward Unified	Alameda	Eden Gardens Elementary	57/61192-00-020	02/07/24	\$ 3,068,852	\$ -
Hayward Unified	Alameda	Ruus Elementary	57/61192-00-021	02/07/24	\$ 2,418,077	\$ -
Hayward Unified	Alameda	Schafer Park Elementary	57/61192-00-022	02/07/24	\$ 4,096,056	\$ -
Los Angeles Unified	Los Angeles	San Gabriel Avenue Elementary	57/64733-00-809	02/07/24	\$ 1,587,781	\$ -
Anderson Valley Unified	Mendocino	Anderson Valley Junior-Senior High	57/65540-00-005	02/07/24	\$ 600,372	\$ -
Hayward Unified	Alameda	Brenkwitz High	57/61192-00-007	02/08/24	\$ 1,547,920	\$ -
Hayward Unified	Alameda	Burbank Elementary	57/61192-00-008	02/08/24	\$ 3,416,845	\$ -
Hayward Unified	Alameda	East Avenue Elementary	57/61192-00-009	02/08/24	\$ 1,807,505	\$ -
Los Angeles Unified	Los Angeles	Erwin Elementary	57/64733-00-810	02/08/24	\$ 2,990,311	\$ -
Los Angeles Unified	Los Angeles	Charles Leroy Lowman Special Education	57/64733-00-811	02/08/24	\$ 1,917,876	\$ -
Castle Rock Union Elementary	Shasta	Castle Rock Elementary	57/69922-00-002	02/08/24	\$ 75,539	\$ 50,359
Visalia Unified	Tulare	Redwood High	57/72256-00-039	02/08/24	\$ 5,255,670	\$ -
Campbell Union High	Santa Clara	Westmont High	57/69401-00-027	02/09/24	\$ 965,178	\$ -
Lynwood Unified	Los Angeles	Washington Elementary	57/64774-00-022	02/14/24	\$ 1,721,061	\$ -
Wilsona Elementary	Los Angeles	Vista San Gabriel Elementary	57/65151-00-003	02/15/24	\$ 4,656,489	\$ -
Tulare City	Tulare	Maple Elementary	57/72231-00-008	02/15/24	\$ 987,711	\$ -
Fontana Unified	San Bernardino	Palmetto Elementary	57/67710-00-031	02/21/24	\$ 1,548,431	\$ -
El Rancho Unified	Los Angeles	Birney Tech Academy	57/64527-00-022	02/23/24	\$ 225,131	\$ -
Saddleback Valley Unified	Orange	Robinson Elementary	57/73635-00-044	02/23/24	\$ 6,088,356	\$ -
Vacaville Unified	Solano	Sierra Vista Elementary	57/70573-00-021	02/27/24	\$ 1,212,050	\$ -
Pittsburg Unified	Contra Costa	Parkside Elementary	57/61788-00-015	03/04/24	\$ 3,885,927	\$ -
Pittsburg Unified	Contra Costa	Pittsburg Senior High	57/61788-00-016	03/04/24	\$ 39,357,439	\$ -
Yreka Union High	Siskiyou	Yreka High	57/70516-00-005	03/05/24	\$ 3,496,268	\$ -
Tulare City	Tulare	Garden Elementary	57/72231-00-009	03/06/24	\$ 1,020,315	\$ -
Saint Helena Unified	Napa	Saint Helena Primary	57/66290-00-005	03/07/24	\$ 537,701	\$ -
Val Verde Unified	Riverside	Mead Valley Elementary	57/75242-00-016	03/12/24	\$ 557,508	\$ -
Val Verde Unified	Riverside	Tomas Rivera Middle	57/75242-00-017	03/12/24	\$ 1,373,397	\$ -
San Bernardino City Unified	San Bernardino	Sierra High	57/67876-00-123	03/13/24	\$ 4,096,904	\$ -
Sausalito Marin City	Marin	Martin Luther King, Jr., Academy	57/65474-00-002	03/14/24	\$ 988,217	\$ -
Albany City Unified	Alameda	Cornell Elementary	57/61127-00-008	03/15/24	\$ 1,734,546	\$ -
Wilsona Elementary	Los Angeles	Challenger Middle	57/65151-00-004	03/20/24	\$ 6,682,198	\$ -
Moreno Valley Unified	Riverside	Canyon Springs High	57/67124-00-033	03/21/24	\$ 7,131,205	\$ -
San Diego Unified	San Diego	Miller Elementary	57/68338-00-290	03/21/24	\$ 2,628,689	\$ -
San Diego Unified	San Diego	Hancock Elementary	57/68338-00-291	03/21/24	\$ 1,799,879	\$ -
New Haven Unified	Alameda	Hillview Crest Elementary	57/61242-00-010	03/22/24	\$ 2,934,869	\$ -
Palm Springs Unified	Riverside	Nellie N. Coffman Middle	57/67173-00-015	03/22/24	\$ 1,767,322	\$ -
Manteca Unified	San Joaquin	Neil Hafley Elementary	57/68593-00-017	03/25/24	\$ 921,677	\$ -

SFP APPLICATIONS
Modernization Acknowledged Applications Received Past Existing Authority as of April 30, 2024

District	County	Site Name	DSA Number	50-04 Date Received	Estimated State Grant (a)	Estimated Financial Hardship (b)
El Monte Union High	Los Angeles	El Monte High	57/64519-00-006	03/26/24	\$ 3,503,780	\$ -
Lawndale Elementary	Los Angeles	Will Rogers Middle	57/64691-00-018	03/26/24	\$ 3,504,719	\$ -
Hemet Unified	Riverside	West Valley High	57/67082-00-015	03/27/24	\$ 1,077,493	\$ -
Hemet Unified	Riverside	Hemet High	57/67082-00-016	03/27/24	\$ 3,553,024	\$ -
Greenfield Union	Kern	Greenfield Middle	57/63503-00-012	03/28/24	\$ 2,673,425	\$ 1,782,283
Jefferson Union High	San Mateo	Oceana High	57/68924-00-010	03/28/24	\$ 374,506	\$ -
Napa Valley Unified	Napa	American Canyon Middle	57/66266-00-044	03/29/24	\$ 4,071,676	\$ -
Folsom-Cordova Unified	Sacramento	Folsom Middle	57/67330-21-010	04/01/24	\$ 9,915,860	\$ -
Kings County Office of Education	Kings	Lincoln Elementary	57/10165-00-004	04/02/24	\$ 80,380	\$ 53,587
Saugus Union	Los Angeles	Cedarcreek Elementary	57/64998-00-015	04/02/24	\$ 1,633,732	\$ -
Saugus Union	Los Angeles	Cedarcreek Elementary	57/64998-00-015	04/02/24	\$ 1,633,732	\$ -
Ducor Union Elementary	Tulare	Ducor Union Elementary	57/71894-00-002	04/02/24	\$ 223,634	\$ 149,089
Konocti Unified	Lake	Obsidian Middle	57/64022-00-018	04/05/24	\$ 873,339	\$ -
Acalanes Union High	Contra Costa	Las Lomas High	57/61630-00-008	04/08/24	\$ 2,661,903	\$ -
Acalanes Union High	Contra Costa	Miramonte High	57/61630-00-009	04/08/24	\$ 1,459,851	\$ -
Kings County Office of Education	Kings	Armona Elementary	57/10165-00-005	04/09/24	\$ 22,966	\$ 15,310
Lynwood Unified	Los Angeles	Lindbergh Elementary	57/64774-00-023	04/11/24	\$ 1,409,398	\$ -
Long Beach Unified	Los Angeles	Avalon K-12	57/64725-00-058	04/12/24	\$ 3,601,143	\$ -
Saint Helena Unified	Napa	Robert Louis Stevenson Intermediate	57/66290-00-006	04/12/24	\$ 3,329,611	\$ -
Semitropic Elementary	Kern	Semitropic Elementary	57/63768-00-002	04/15/24	\$ 30,058	\$ 20,039
Beverly Hills Unified	Los Angeles	Beverly Vista Middle	57/64311-00-010	04/15/24	\$ 3,508,908	\$ -
Anaheim Union High	Orange	Western High	57/66431-07-003	04/15/24	\$ 5,170,035	\$ -
Manteca Unified	San Joaquin	Sierra High	57/68593-00-018	04/15/24	\$ 875,945	\$ -
Manteca Unified	San Joaquin	McParland (George) Elementary	57/68593-00-019	04/16/24	\$ 6,438,816	\$ -
Hayward Unified	Alameda	Bret Harte Middle	57/61192-00-023	04/17/24	\$ 3,670,848	\$ -
Hayward Unified	Alameda	Longwood Elementary	57/61192-00-024	04/17/24	\$ 3,394,240	\$ -
Hayward Unified	Alameda	Palma Ceia Elementary	57/61192-00-025	04/17/24	\$ 3,056,092	\$ -
Durham Unified	Butte	Durham Intermediate	57/61432-00-003	04/17/24	\$ 2,079,663	\$ -
El Monte Union High	Los Angeles	Mountain View High	57/64519-00-007	04/17/24	\$ 1,667,215	\$ -
Novato Unified	Marin	Hamilton Meadow Park Elementary	57/65417-00-033	04/17/24	\$ 1,633,447	\$ -
Novato Unified	Marin	San Marin High	57/65417-00-034	04/17/24	\$ 835,534	\$ -
Parlier Unified	Fresno	Parlier High	57/62364-00-013	04/18/24	\$ 6,572,710	\$ -
Gridley Unified	Butte	Gridley High	57/75507-00-006	04/18/24	\$ 4,476,843	\$ -
Saugus Union	Los Angeles	Plum Canyon Elementary	57/64998-00-016	04/23/24	\$ 5,416,747	\$ -
French Gulch-Whiskeytown Elementary	Shasta	French Gulch-Whiskeytown Elementary	57/69997-00-001	04/25/24	\$ 240,064	\$ -
Folsom-Cordova Unified	Sacramento	Gold Ridge Elementary	57/67330-00-012	04/29/24	\$ 3,877,955	\$ -
Forestville Union Elementary	Sonoma	Forestville Elementary	57/70680-00-002	04/30/24	\$ 1,510,556	\$ -
					\$ 2,137,202,237	\$ 18,429,254
					\$ 2,155,631,490	

INFORMATION ITEM

FACILITY HARDSHIP/REHABILITATION APPROVALS WITHOUT FUNDING

As of April 3, 2024

FACILITY HARDSHIP/REHABILITATION APPROVALS WITHOUT FUNDING

As of April 3, 2024 State Allocation Board

FACILITY HARDSHIP

<i>School District</i>	<i>County</i>	<i>Program</i>	<i>Application Number</i>	<i>School Site Name</i>	<i>SAB Approval Date</i>	<i>Funding Application Due Date</i>	<i>Estimated State Grant</i>
Mountain Empire Unified	San Diego	Facility Hardship	51/68213-00-001	Mountain Empire High	12/4/2023	Not Applicable*	\$ 14,390,122
Estimated Total Need (State Share)							\$ 14,390,122

REHABILITATION

<i>School District</i>	<i>County</i>	<i>Program</i>	<i>Application Number</i>	<i>School Site Name</i>	<i>SAB Approval Date</i>	<i>Funding Application Due Date</i>	<i>Estimated State Grant</i>
Estimated Total Need (State Share)							\$ -

Facility Hardship and Rehabilitation Estimated Total Need (State Share)	\$ 14,390,122
--	---------------

*This project has received conceptual approval from the State Allocation Board. The District is not subject to a timeline to submit a funding request corresponding to this project. However, conceptual approval does not reserve Bond Authority.

Section 1859.81. Financial Hardship.

Except for Joint-Use Projects and Career Technical Education Facilities Projects, a district is eligible for financial hardship to fund all or a portion of its matching share requirement after demonstrating the requirements of (a), (c), and (d) below:

(a) The district is financially unable to provide all necessary matching funds for an eligible project. To determine this, an analysis shall be made of the district's financial records by the OPSC including data and records maintained by the CDE and the County Office of Education. The analysis shall consist of a review of the district's latest Independent Audit regarding funds available from all capital facility accounts, including, but not limited to, developer fees, funds generated from capital facility certificates of participation, federal grants, redevelopment funds, sale proceeds from surplus property, the appraised value of facilities approved for replacement pursuant to Section 1859.82, bond funds either encumbered, unencumbered or authorized but unsold, and savings from other SFP projects. All funds thus identified that have not been expended or encumbered by a contractual agreement for a specific capital outlay purpose prior to the initial request for financial hardship status shall be deemed available as a matching contribution.

After the initial request for financial hardship status is granted, no further encumbrances will be approved by the OPSC and all prospective revenue made available to the district's capital facility accounts shall be deemed available as matching contribution on the subsequent financial hardship review, with the exception of:

- (1) Approved interim housing expenditures.
- (2) Funding to pay for previously recognized multi-year encumbrances approved at the initial financial hardship approval.
- (3) Funding that is transferred into a Special Reserve Fund and is used for the express purpose of the Federal Renovation Program when the amount expended out of that fund does not exceed the maximum Federal Renovation Grant amount.
- (4) Funding that is transferred into a Special Reserve Fund and is used for the express purpose of the School Facilities Needs Assessment Grant Program or Emergency Repair Program when the amount expended out of that fund does not exceed the maximum grant amount apportioned.
- (5) Funding that is transferred into a Special Reserve Fund and is used for the express purpose of the Career Technical Education Facilities Program when the amount expended out of that fund does not exceed the applicant's share of the maximum grant amount apportioned.
- (6) Funding that is transferred into a Special Reserve Fund and used for the express purpose of the Overcrowding Relief Grant when the amount expended out of that fund does not exceed the amount of the site acquisition and design costs of the project and the district has submitted an approved Form SAB 50-11.
- (7) Funding that is used for the express purpose of reimbursing the State a proportionate share of financial hardship received when there has been a transfer of a special education program and title to the facility. In addition, the funding was used within five years of the title transfer.
- (8) Funding to pay for obtaining a structural report pursuant to Section 1859.82.2 for an approvable and funded seismic mitigation project.
- (9) All other capital facility funding for a period of three years when no subsequent financial hardship request is made during this period, with the exception of the funding identified in (6). The three-year period begins with the date of the most recent financial hardship new construction or modernization adjusted grant funding apportionment.

When Overcrowding Relief Grant funding is set aside pursuant to (6) and the School District has not submitted, or the OPSC has not accepted, a Form SAB 50-04 for an Overcrowding Relief Grant within three years from the date of deposit into the Special Reserve Fund, or the School District has not met the requirements in Sections 1859.90 or 1859.105, remaining funds plus interest accrued at the Pooled Money Investment Board rate at that time period shall be deemed available as matching contribution on a subsequent financial hardship project or be captured through an audit adjustment pursuant to Section 1859.106.

The financial hardship analysis is subject to approval by the Board.

(b) From the funds deemed available as a matching contribution, the district may retain \$19,776 per classroom in each enrollment reporting period for the cost to provide interim housing for the currently unhoused pupils of the district. The amount shown shall be adjusted annually in the manner prescribed in Section 1859.71. The number of classrooms needed for interim housing for the currently unhoused pupils shall be the sum of the positive numbers determined in (b)(7) as follows:

(1) Determine the current enrollment of the district by grade level as shown on the latest Form SAB 50-01.

(2) Determine the New Construction Grants apportioned by grade level for all SFP projects and LPP funded under the provisions of Sections 1859.12 or 1859.13 where the district has submitted Form SAB 50-06 indicating that the project is 100 percent complete.

(3) Subtract (b)(2) from (b)(1).

(4) Determine the number of classrooms by grade level reported in Part 1, Line 8 on Form SAB 50-02.

(5) Multiply the classrooms determined in (b)(4) by 25 for K-6, 27 for 7-12, 13 for Non-Severe and 9 for Severe.

(6) Subtract the product determined in (b)(5) from the difference determined in (b)(3) by grade level.

(7) Divide the difference by grade level determined in (b)(6) by 25 for K-6, 27 for 7-12, 13 for Non-Severe and 9 for Severe and round up to the nearest whole number.

From the funds deemed available as a matching contribution, the district may also retain \$19,776 per portable toilet unit in each reporting period for the cost to provide necessary interim toilet facilities for the currently unhoused pupils of the district. The amount shown shall be adjusted annually in the manner prescribed in Section 1859.71. The number of toilet facilities needed for interim housing shall be the sum of the positive numbers determined in (b)(7) divided by eight rounded up to the nearest whole number.

From the funds deemed available as a matching contribution, the district may also retain \$19,776 per classroom in each reporting period for the cost to provide necessary interim housing for the currently unhoused pupils displaced as a result of a SAB approved seismic mitigation project pursuant to Section 1859.82.2. The amount shown shall be adjusted annually in the manner prescribed in Section 1859.71. The number of classrooms needed for interim housing shall be the quotient of the displaced pupils by 25 for K-6, 27 for 7-12, 13 for Non-Severe and 9 for Severe and round up to the nearest whole number.

If the district's available funds, as determined by the OPSC analysis less costs for interim housing, is less than its matching share, the district will be deemed to have met the requirements of this Subsection.

(c) The district has made all reasonable efforts to fund its matching share of the project by demonstrating it is levying the developer fee justified under law or an alternative revenue source equal to or greater than the developer fee otherwise justified under law at the time of request for hardship and the district meets at least one of the following:

(1) The current outstanding bonded indebtedness of the district issued for the purpose of constructing school facilities in accordance with Education Code Section 17072.35 or 17074.25 as appropriate, at the time of request for financial hardship status, is at least 60 percent of the district's total bonding capacity. Outstanding bonded indebtedness includes that part of general obligation bonds, Mello-Roos Bonds, School Facility Improvement District Bonds and certificates of participation which the district is paying a debt service that was issued for capital outlay school facility purposes.

(2) The district had a successful registered voter bond election for at least the maximum amount allowed under Proposition 39 within the previous two years from the date of request for financial hardship status. The proceeds from the bond election that represent the maximum amount allowed under the provisions of Proposition 39 must be used to fund the district's matching share requirement for SFP project(s).

(3) It is a County Superintendent of Schools.

(4) The district's total bonding capacity at the time of the request for financial hardship status is \$5 million or less.

(5) Other evidence of reasonable effort as approved by the SAB.

If the district's request for financial hardship status is denied by the Board, the district may be deemed eligible for rental payments of \$2,000 per year per classroom under the Emergency School Classroom Law of 1979 for a two year period when relocatable classroom buildings are available and the district provides financial documentation that it is unable to afford the full rental amount and any other information satisfactory to the Board that the rental reduction is necessary. The number of classrooms eligible for the \$2,000 rental payments shall be the sum of the numbers determined in (c)(5)(B) as follows:

(A) Determine the number of pupils by grade level that the district requested a New Construction Grant on the Form SAB 50-04 that were denied financial hardship status.

(B) Divide the number by grade level determined in (c)(5)(A) by 25 for K-6, 27 for 7-12, 13 for Non-Severe and 9 for Severe and round up to the nearest whole number.

(d) The district has not signed a contract for acquisition or construction of classrooms that replace existing facility(ies), which were included in the determination of the district's new construction eligibility pursuant to Education Code Section 17071.75, in a locally funded project during the five-year period immediately preceding the district's application for financial hardship assistance. This restriction may be lifted if the Board finds that unforeseen and extenuating circumstances existed that required the district to use local funds to replace the facility(ies).

(e) If the district meets the financial hardship requirements in this Section, the amount of financial hardship is equal to the district's matching share less funds deemed available in (a).

(1) Once a district has been notified by OPSC that it meets the requirements of financial hardship in this Section, the district may file Form SAB 50-04 under the

provisions of financial hardship anytime within a period of 180 calendar days from the date of the OPSC notification.

(2) If the district does not submit Form SAB 50-04 under the provisions of financial hardship within 180 calendar days of the OPSC notification of approval of financial hardship status, the district must re-qualify for financial hardship status under the provisions of this Section by submittal of a new request for financial hardship status.

(3) If the project(s) has been included on an unfunded list for more than 180 calendar days, a review of the district's funds pursuant to (a) will be made to determine if additional district funds are available to fund the district's matching share of the project(s).

Financial hardship approval status by the OPSC for a separate design and/or site apportionment does not apply to any subsequent funding for the project(s).

(f) If the district submits Form SAB 50-04 within 180 calendar days of the OPSC notification of approval of financial hardship and the project(s) has been included on the "Unfunded List (Lack of AB 55 Loans)" for more than 180 calendar days as a result of the State of California's inability to provide interim financing from the Pooled Money Investment Account (AB 55 loans), the Board may suspend the unfunded review requirement as defined in Regulation Section 1859.81(e). Projects added to any other unfunded list shall be subject to the review detailed in Regulation Section 1859.81(e). Regulation Section 1859.81(f) shall become inoperative July 1, 2011.

(g) A project added to an unfunded list on or after July 1, 2011 will be subject to the review detailed in section (e)(3). For projects added to an unfunded list between February 25, 2009 and June 30, 2011, only the district's financial records on or after July 1, 2011 will be considered in calculating any adjustment to the district's matching share.

(h) On or after September 22, 2017, a district may submit a request for funding in advance of obtaining a determination of Financial Hardship.

(1) To be considered for Financial Hardship, the district must check the box on the Form SAB 50-04 requesting Financial Hardship pursuant to this subsection when submitting a request for funding.

(2) Prior to processing an application OPSC will notify the district in writing to submit the necessary documentation for a Financial Hardship analysis pursuant to (a), (b), (c) and (d). OPSC will not accept any documents for a Financial Hardship analysis in advance of the notification. Failure to submit the requested documentation within 60 calendar days of OPSC's notification will result in either a. or b.:

a. District may amend their Form SAB 50-04 to exclude the request for Financial Hardship determination.

b. OPSC will return the request for funding and related materials to the district.

(3) Upon notification of Financial Hardship approval, any Form SAB 50-04 processed within 180 calendar days of the approval date will be included in the approval.

(4) For any Form SAB 50-04 processed more than 180 calendar days after the date of the Financial Hardship approval the district shall re-qualify for Financial Hardship status.

Note: Authority cited: Sections 17070.35, 17075.15, 17078.72 and 17592.73, Education Code.

Reference: Sections 17071.75, 17075.10, 17075.15, and 17079.20, Education Code.