

**FOR REFERENCE ONLY**

# DSH-METROPOLITAN SNF BLDG REPAIR PROJECT

11401 BLOOMFIELD AVE, NORWALK, CA 90650

DGS PROJECT # DGS000000142412 C

DSA STAMP

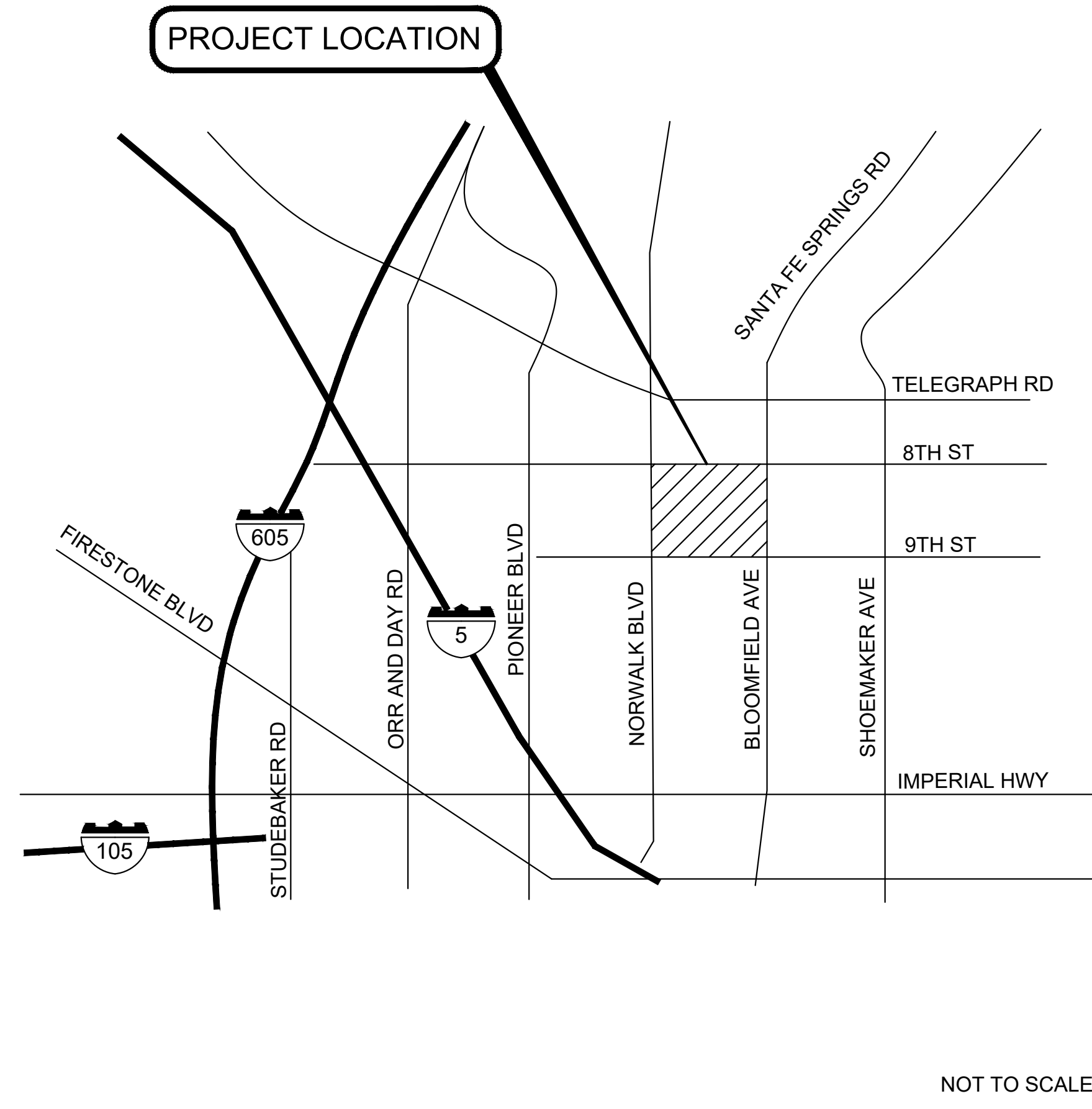
State of California  
Department of General Services  
Real Estate Services Division



**Project Management Branch**

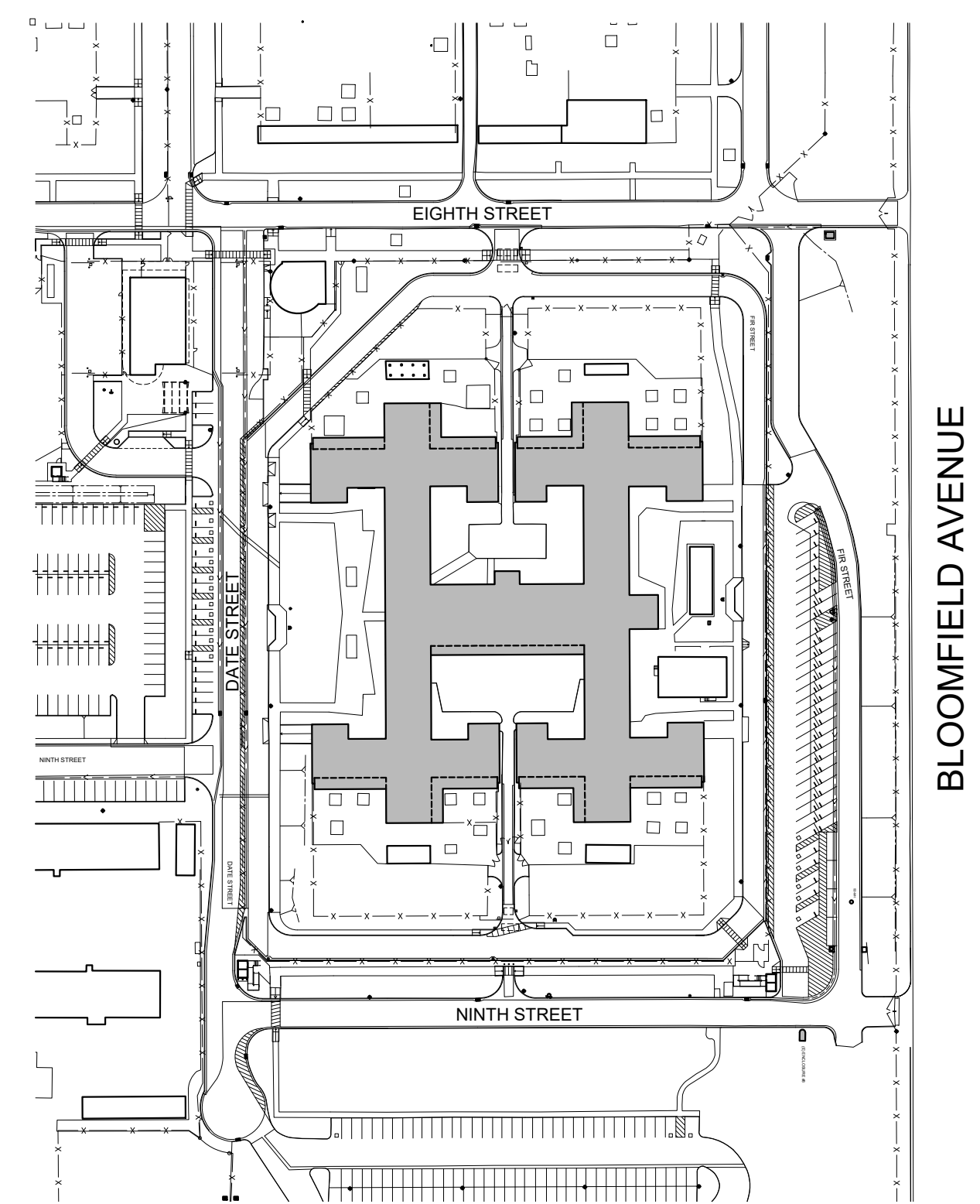
707 Third Street, Suite 3-305  
Sacramento, California 95605  
Project Director:  
(916) 443-9848 (Phone)  
(916) 376-1677 (Fax)  
www.dgs.ca.gov

## VICINITY MAP



NOT TO SCALE

## FACILITY LOCATION PLAN



NOT TO SCALE

## OSFM PLAN REVIEW TRIAGE DATA

ALL PLAN SHEETS ARE PRESENT AND REPRESENTED ON THE SHEET INDEX  
ALL SHEETS HAVE BEEN STAMPED AND WET SIGNED  
CALIFORNIA STATE FIRE MARSHAL'S FILE NUMBER  
SCOPE OF WORK - SEE "PROJECT DESCRIPTION"  
SITE MAP WITH COMPASS INDICATING NORTH - SEE "LOCATION MAP"  
KEY PLAN WHERE APPLICABLE INDICATING NORTH - SEE PLANS  
LIST OF DEFERRED SUBMITTALS - N/A  
LOCAL FIRE AUTHORITY ACCESS APPROVAL LETTER - N/A  
APPLICABLE CODE LISTINGS AND STANDARDS FOR PROJECT - SEE "APPLICABLE CODES" AND "LIST OF APPLICABLE STANDARDS"  
COMPLETE BUILDING ANALYSIS - SEE "BUILDING ANALYSIS"  
DRAWINGS ARE TO SCALE  
DRAWINGS INDICATING NORTH - SEE PLAN SHEETS  
FLOOR PLANS TO IDENTIFY USE AND PROVIDE ROOM NUMBER - SEE PLANS  
EXITING PLAN TO IDENTIFY EGRESS PATH OF TRAVEL TO A PUBLIC RIGHT-OF-WAY - N/A  
FIRE ALARM, FIRE SPRINKLERS NOT REQUIRED FOR THIS SCOPE.

## APPLICABLE CODES

2019 BUILDING STANDARDS ADMINISTRATIVE CODE, PART 1, TITLE 24 C.C.R.  
2019 CALIFORNIA EXISTING BUILDING CODE, PART 10, TITLE 24 C.C.R.  
(2018 INTERNATIONAL EXISTING BUILDING CODE)  
2019 CALIFORNIA BUILDING CODE (CBC), PART 2, TITLE 24 C.C.R.  
(2018 INTERNATIONAL BUILDING CODE VOLUMES 1-2 AND 2020 CALIFORNIA AMENDMENTS)  
2019 CALIFORNIA ELECTRICAL CODE (CEC), PART 3, TITLE 24 C.C.R.  
(2017 NATIONAL ELECTRICAL CODE AND 2019 CALIFORNIA AMENDMENTS)  
2019 CALIFORNIA MECHANICAL CODE (CMC) PART 4, TITLE 24 C.C.R.  
(2018 UNIFORM MECHANICAL CODE AND 2019 CALIFORNIA AMENDMENTS)  
2019 CALIFORNIA PLUMBING CODE (CPC), PART 5, TITLE 24 C.C.R.  
(2018 UNIFORM PLUMBING CODE AND 2019 CALIFORNIA AMENDMENTS)  
2019 CALIFORNIA ENERGY CODE, PART 6, TITLE 24 C.C.R., EFFECTIVE JANUARY 1, 2020  
2019 CALIFORNIA FIRE CODE, PART 9, TITLE 24 C.C.R.  
(2018 INTERNATIONAL FIRE CODE AND 2021 CALIFORNIA AMENDMENTS)  
2019 GREEN CALIFORNIA BUILDING STANDARDS, CALGREEN CODE, TITLE 24, PART 11  
2019 CALIFORNIA REFERENCED STANDARDS, PART 12, TITLE 24 C.C.R.

TITLE 19 C.C.R., PUBLIC SAFETY, STATE FIRE MARSHAL REGULATIONS.

### PARTIAL LIST OF APPLICABLE STATE STANDARDS

NFPA 13	AUTOMATIC SPRINKLER SYSTEMS	2019 EDITION
NFPA 14	STANDPIPE SYSTEMS (CA AMENDED)	2019 EDITION
NFPA 17	DRY CHEMICAL EXTINGUISHING SYSTEMS	2019 EDITION
NFPA 17A	WET CHEMICAL SYSTEMS	2019 EDITION
NFPA 20	STATIONARY PUMPS	2019 EDITION
NFPA 24	PRIVATE FIRE MAINS (CA AMENDED)	2019 EDITION
NFPA 72	NATIONAL FIRE ALARM CODE (CA AMENDED) (NOTE SEE UL STANDARD 1971 FOR "VISUAL DEVICES")	2019 EDITION
NFPA 80	FIRE DOOR AND OTHER OPENING PROTECTIVE	2019 EDITION
NFPA 253	TEST FOR CRITICAL RADIANT FLUX OF FLOOR COVERING SYSTEMS	2019 EDITION
NFPA 2001	CLEAN AGENT FIRE EXTINGUISHING SYSTEMS	2019 EDITION

REFERENCE CODE SECTION FOR NFPA STANDARDS- 2019 CBC (SFM) CHAPTER 35  
OSHPD 1 CATEGORY 4 BUILDING

## BUILDING DATA

BUILDING NAME	BLDG. NO.	AREA SQ. FT.	BLDG. HT.	NO. OF STORIES	CONSTRUCTION TYPE	OCCUPANCY	AREA OF PROJECT IN SQ. FT.	SEPARATED OR NON SEPARATED USE	ALLOWABLE AREA PER CBC	AREA/HEIGHT INCREASE	FIRE SPRINKLERS	FIRE ALARM / MANUAL OR AUTOMATIC	OTHER FIRE PROTECTION SYS.	SMOKE CONTROL SYS. Y/N?	OCCUPANT LOAD PER BLDG / PER FLOOR	YEAR BLDG. CONSTRUCTED	IN A HIGH FIRE HAZARD SEVERITY ZONE Y/N?	SEISMIC JOINTS Y/N?	EMERGENCY RESPONDER RADIO COVERAGE
SKILLED NURSING FACILITY (SNF)	504	68,725	13'-0"	1	I-A	I-2 & I-3	NA	NON SEPARATED	UNLIMITED	NO	YES	YES / AUTOMATIC	NO	NO	NO CHANGE	1958	NO	YES	YES

## DRAWING INDEX


DWG. NUMBER	DESCRIPTION	DWG. NUMBER	DESCRIPTION	DWG. NUMBER	DESCRIPTION
<b>GENERAL</b>					
T0.1 TITLE SHEET INDEX, NOTES					
<b>ARCHITECTURAL</b>					
A1.1	UNIT 417 - EXISTING CONDITIONS PHOTOGRAPH PLAN	A1.9	UNIT 419 - EXISTING CONDITIONS PHOTOGRAPH PLAN	A3.1	DETAILS
A1.1.1	UNIT 417 - EXISTING CONDITIONS PHOTOGRAPHS	A1.9.1	UNIT 419 - EXISTING CONDITIONS PHOTOGRAPHS	A3.2	DETAILS
A1.2	UNIT 418 - EXISTING CONDITIONS PHOTOGRAPH PLAN	A1.9.2	UNIT 419 - EXISTING CONDITIONS PHOTOGRAPHS	A3.3	DETAILS
A1.2.1	UNIT 418 - EXISTING CONDITIONS PHOTOGRAPHS	A1.10	UNIT 420 - EXISTING CONDITIONS PHOTOGRAPH PLAN	A3.4	DETAILS
A1.2.2	UNIT 418 - EXISTING CONDITIONS PHOTOGRAPHS	A1.10.1	UNIT 420 - EXISTING CONDITIONS PHOTOGRAPHS	A4.1	UNIT A - ENLARGED CABINETS PLANS AND ELEVATIONS
A1.3	UNIT A SNF - EXISTING CONDITIONS PHOTOGRAPH PLAN	A2.1	UNIT 417 CEILING PLAN	A4.2	UNIT 417 - ENLARGED CABINETS PLANS AND ELEVATIONS
A1.3.1	UNIT A SNF - EXISTING CONDITIONS PHOTOGRAPHS	A2.1.1	UNIT 417 CEILING FINISH PLAN	A4.3	UNIT 418 - ENLARGED CABINETS PLANS AND ELEVATIONS
A1.3.2	UNIT A SNF - EXISTING CONDITIONS PHOTOGRAPHS	A2.1.2	UNIT 417 FINISH AND CASEWORK PLAN	A4.4	UNIT 419 - ENLARGED CABINETS PLANS AND ELEVATIONS
A1.4	UNIT 419 - EXISTING CONDITIONS PHOTOGRAPH PLAN	A2.2	UNIT 418 CEILING PLAN		
A1.4.1	UNIT 419 - EXISTING CONDITIONS PHOTOGRAPHS	A2.2.1	UNIT 418 CEILING FINISH PLAN		
A1.5	UNIT 420 - EXISTING CONDITIONS PHOTOGRAPH PLAN	A2.2.2	UNIT 418 FINISH AND CASEWORK PLAN		
A1.5.1	UNIT 420 - EXISTING CONDITIONS PHOTOGRAPHS	A2.3	UNIT A SNF CEILING PLAN		
A1.5.2	UNIT 420 - EXISTING CONDITIONS PHOTOGRAPHS	A2.3.1	UNIT A SNF CEILING FINISH PLAN		
A1.6	UNIT 417 - EXISTING CONDITIONS PHOTOGRAPH PLAN	A2.3.2	UNIT A SNF FINISH AND CASEWORK PLAN		
A1.6.1	UNIT 417 - EXISTING CONDITIONS PHOTOGRAPHS	A2.4	UNIT 419 CEILING PLAN		
A1.6.2	UNIT 417 - EXISTING CONDITIONS PHOTOGRAPHS	A2.4.1	UNIT 419 CEILING FINISH PLAN		
A1.6.3	UNIT 417 - EXISTING CONDITIONS PHOTOGRAPHS	A2.4.2	UNIT 419 FINISH AND CASEWORK PLAN		
A1.7	UNIT 418 - EXISTING CONDITIONS PHOTOGRAPH PLAN	A2.5	UNIT 420 CEILING PLAN		
A1.7.1	UNIT 418 - EXISTING CONDITIONS PHOTOGRAPHS	A2.5.1	UNIT 420 CEILING FINISH PLAN		
A1.8	UNIT A SNF - EXISTING CONDITIONS PHOTOGRAPH PLAN	A2.5.2	UNIT 420 FINISH AND CASEWORK PLAN		
A1.8.1	UNIT A SNF - EXISTING CONDITIONS PHOTOGRAPHS				
A1.8.2	UNIT A SNF - EXISTING CONDITIONS PHOTOGRAPHS				

## ARCHITECTURAL SYMBOLS

NEW WORK KEYNOTE	<input checked="" type="checkbox"/>
DEMOLITION KEYNOTE	<input type="checkbox"/>
DETAIL REFERENCE SYMBOL	
CENTERLINE DIMENSION	
FACE DIMENSION LINE	
(DELTA) REVISION SYMBOL	
WALL MOUNTED EXTERNAL LIGHT	
POLE MOUNTED OUTDOOR CAMERA	

## SCOPE OF WORK

- THESE DRAWINGS ARE PROVIDED AS AN RFI RESPONSE TO DGS000000142412 TO REPAIR WATER DAMAGED FLOOR, WALL, AND CASEWORK IN PROJECT BUILDING.
- REINSTALL ALL WALL MOUNTED FIXTURE AND ADJACENT CEILING MOUNTED ELEMENTS AFTER COMPLETION OF WORK.
- PROVIDE CASEWORK. REINSTALL EXISTING SINK AND FAUCET.



**JCCA J.C. CHANG & ASSOCIATES, INC.**  
ENGINEERS • ARCHITECTS • PLANNERS  
280 VAN NESS AVENUE, SUITE 208 PH (916) 212-7444  
TORRANCE, CALIFORNIA 90501 FAX (310) 212-9272

JCCA #17038-1

No.	Date	Description
-	11/01/21	FINAL DRAWINGS V1
PH1	3/2/22	FINAL DRAWINGS V2
PH2	5/12/22	FINAL DRAWINGS V1
R1	6/3/22	FINAL DRWGS - PH1 & 2

Project  
**DSH-METROPOLITAN  
SNF BLDG  
RE-ROOF LEAK  
DAMAGE REPAIR  
PROJECT**

11401 Bloomfield Ave.  
Norwalk, CA 90650  
Los Angeles County

DGS PROJECT # DGS00000142412C  
SFM FAC #19-19-43-0002

Supervisor	Designed	Drawn	Checked
MJK			MJK
File Date	Vault File Number		

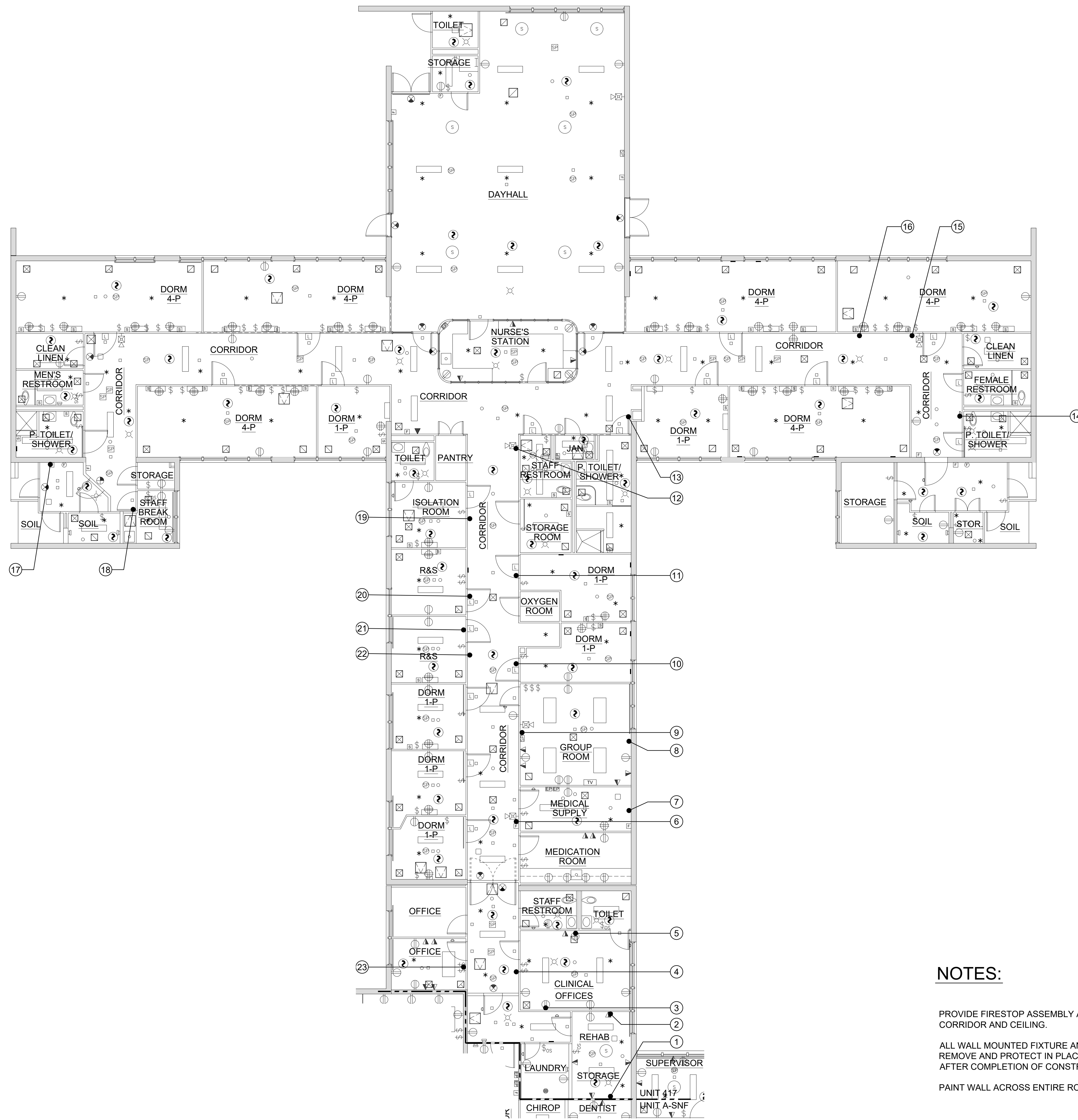
Sheet Title  
**TITLE SHEET  
INDEX, NOTES**

DSA Building Number	Work Order
-	-

Reference North	Sheet Scale
	AS SHOWN
	Sheet Number

**T0.1**

PHASE 1&2 CEILING REPAIR

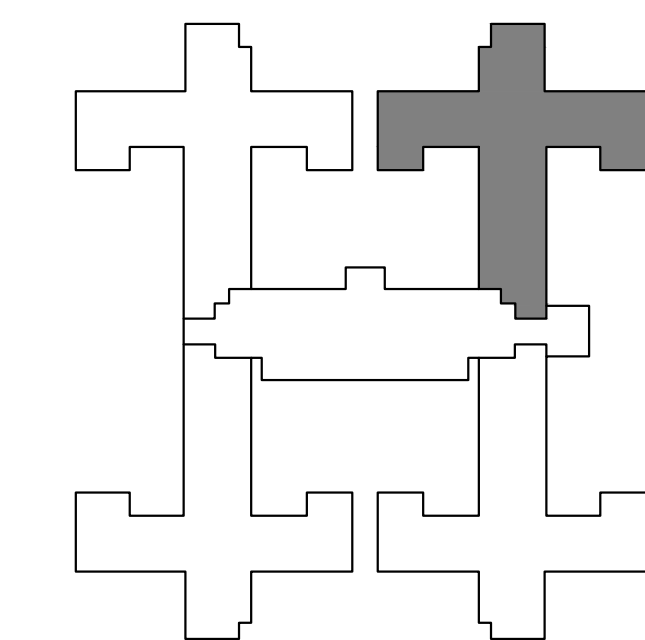
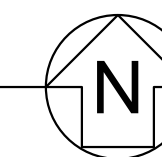


**NOTES:**

- PROVIDE FIRESTOP ASSEMBLY AT NEW AND EXISTING PENETRATIONS IN CORRIDOR AND CEILING.
- ALL WALL MOUNTED FIXTURE AND CONDUIT 12" FROM THE CEILING AREA - REMOVE AND PROTECT IN PLACE DURING CONSTRUCTION. REINSTALL AFTER COMPLETION OF CONSTRUCTION. PATCH AND PAINT.
- PAINT WALL ACROSS ENTIRE ROOM OR TO NATURAL BREAK POINT.

**UNIT 417 - EXISTING CONDITIONS PHOTOGRAPH PLAN**

SCALE: 0 4 8 16 FEET  
1/8" = 1'-0"



S.N.F. BUILDING KEYPLAN

DSA STAMP

State of California  
Department of General Services  
Real Estate Services Division



**Project Management Branch**  
707 Third Street, Suite 3-305  
Sacramento, California 95605  
Project Director:  
(916) 443-8848 (Phone)  
(916) 376-1677 (Fax)  
www.dgs.ca.gov



**JCCA J.C. CHANG & ASSOCIATES, INC.**  
ENGINEERS • ARCHITECTS • PLANNERS  
250 VAN NESS AVENUE, SUITE 208 PH: (310) 212-7644  
TORRANCE, CALIFORNIA 90501 FAX: (310) 212-8272

JCCA #17038-1

No.	Date	Description
-	11/01/21	FINAL DRAWINGS V1
PH1	3/2/22	FINAL DRAWINGS V2
PH2	5/12/22	FINAL DRAWINGS V1
R1	6/3/22	FINAL DRWGS - PH1 & 2

Project  
**DSH-METROPOLITAN  
SNF BLDG  
RE-ROOF LEAK  
DAMAGE REPAIR  
PROJECT**

11401 Bloomfield Ave.  
Norwalk, CA 90650  
Los Angeles County

DGS PROJECT # DGS00000142412C  
SFM FAC #19-19-43-0002

Supervisor	Designed	Drawn	Checked
MJK		V.L.	MJK

File Date  
Vault File Number

Sheet Title  
**UNIT 417 - EXISTING  
CONDITIONS  
PHOTOGRAPH PLAN**

DSA Building Number  
Work Order

Reference North  
Sheet Scale  
AS SHOWN  
Sheet Number  
**A1.1**




1



2



3




4



5



6



7



8



9



10




11



12



13




14



15



16



17




18



19



20



21



22




23

DSA STAMP

State of California  
Department of General Services  
Real Estate Services Division



**Project Management Branch**  
707 Third Street, Suite 3-305  
Sacramento, California 95605  
Project Director:  
(916) 443-9848 (Phone)  
(916) 376-1677 (Fax)  
www.dgs.ca.gov



**JCCA J.C. CHANG & ASSOCIATES, INC.**  
ENGINEERS • ARCHITECTS • PLANNERS  
280 VANNESS AVENUE, SUITE 208 TORRANCE, CALIFORNIA 90501  
PH (310) 212-7844 FAX (310) 212-8272

JCCA #17038-1

Issue: 18-S-1084-C-PI

No.	Date	Description
-	11/01/21	FINAL DRAWINGS V1
PH1	3/2/22	FINAL DRAWINGS V2
PH2	5/12/22	FINAL DRAWINGS V1
R1	6/3/22	FINAL DRWGS - PH1 & 2

Project  
**DSH-METROPOLITAN  
SNF BLDG  
RE-ROOF LEAK  
DAMAGE REPAIR  
PROJECT**  
11401 Bloomfield Ave.  
Norwalk, CA 90650  
Los Angeles County


DGS PROJECT # DGS00000142412C

SFM FAC #19-19-43-0002

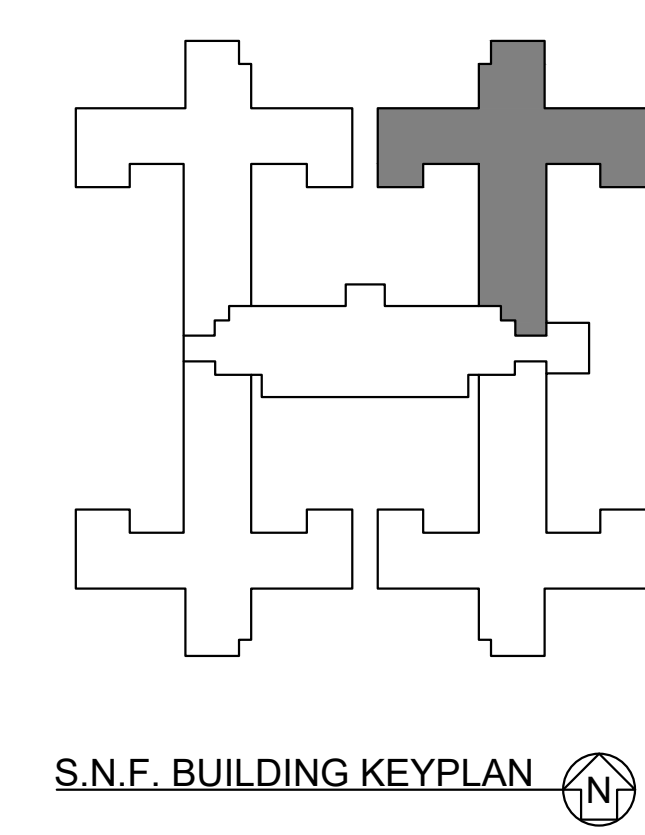
Supervisor	Designed	Drawn	Checked
MJK		V.L.	MJK
File Date	Vault File Number		
-	-		

Sheet Title  
**UNIT 417 - EXISTING  
CONDITIONS  
PHOTOGRAPHS**

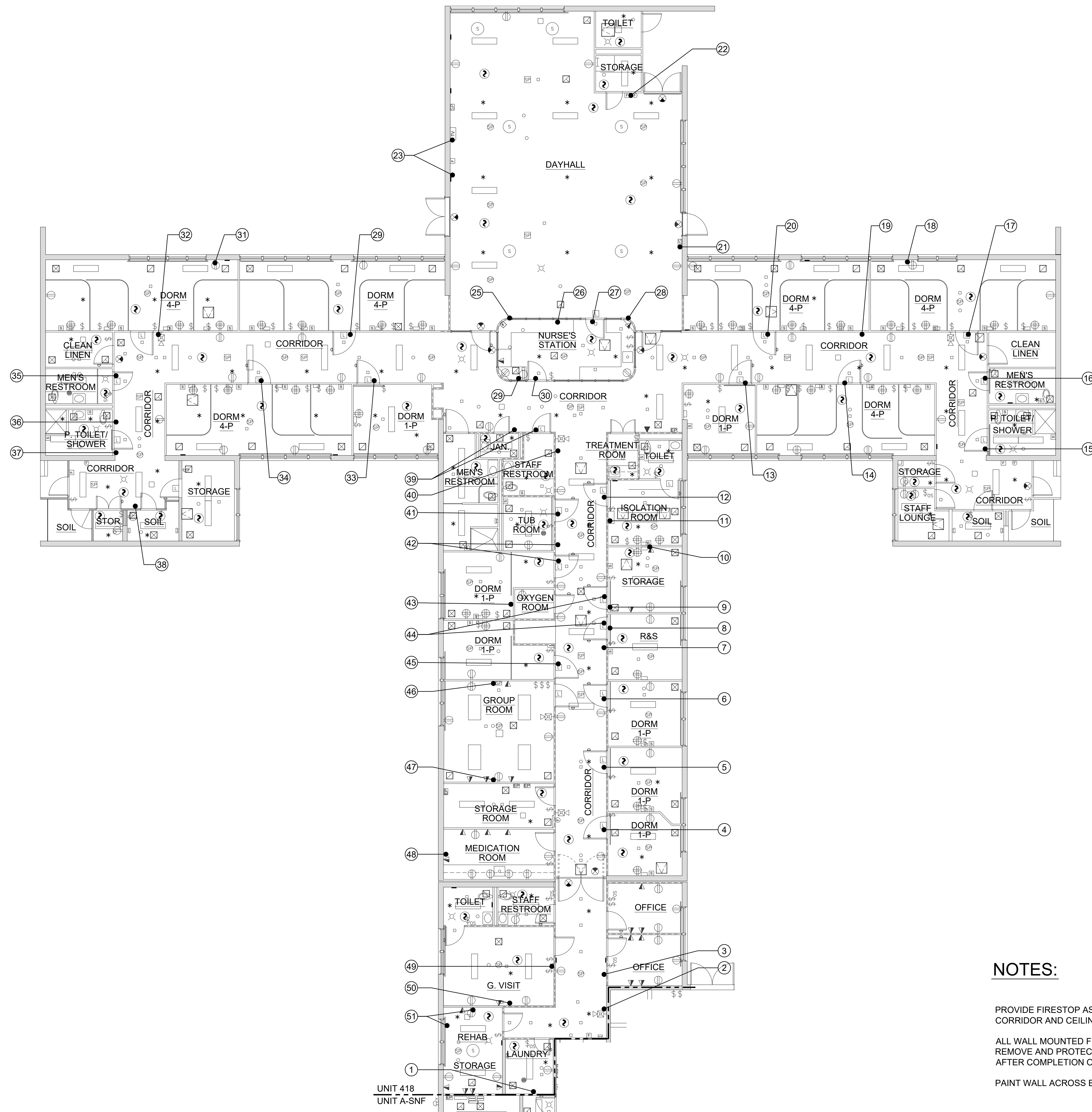
DSA Building Number	Work Order
-	-

Reference North	Sheet Scale
	AS SHOWN
	Sheet Number
	<b>A1.1.1</b>

PHASE 1&2 CEILING REPAIR

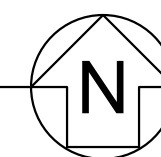


DATE/TIME: 03 Jun 2022, 11:05AM  
CLIENT: DSH-Metropolitan Building Leak Repair (SNE, DSH-Metropolitan) (7/3/2014) 1.1.1.dwg




UNIT 418 - EXISTING CONDITIONS PHOTOGRAPH PLAN

SCALE: 0 4 8 16 FEET  
1/8" = 1'-0"



**NOTES:**

- PROVIDE FIRESTOP ASSEMBLY AT NEW AND EXISTING PENETRATIONS IN CORRIDOR AND CEILING.
- ALL WALL MOUNTED FIXTURE AND CONDUIT 12" FROM THE CEILING AREA - REMOVE AND PROTECT IN PLACE DURING CONSTRUCTION. REINSTALL AFTER COMPLETION OF CONSTRUCTION. PATCH AND PAINT.
- PAINT WALL ACROSS ENTIRE ROOM OR TO NATURAL BREAK POINT.




S.N.F. BUILDING KEYPLAN

DSA STAMP

State of California  
Department of General Services  
Real Estate Services Division



**Project Management Branch**  
707 Third Street, Suite 3-305  
Sacramento, California 95605  
Project Director:  
(916) 443-9848 (Phone)  
(916) 376-1677 (Fax)  
www.dgs.ca.gov



**JCCA J.C. CHANG & ASSOCIATES, INC.**  
ENGINEERS • ARCHITECTS • PLANNERS  
250 VAN NESS AVENUE, SUITE 208 PH: (310) 212-7644  
TORRANCE, CALIFORNIA 90501 FAX: (310) 212-8272

JCCA #17038-1

Issue: 18-S-1084-C-PI

No.	Date	Description
-	11/01/21	FINAL DRAWINGS V1
PH1	3/2/22	FINAL DRAWINGS V2
PH2	5/12/22	FINAL DRAWINGS V1
R1	6/3/22	FINAL DRWGS - PH1 & 2

Project  
**DSH-METROPOLITAN  
SNF BLDG  
RE-ROOF LEAK  
DAMAGE REPAIR  
PROJECT**

11401 Bloomfield Ave.  
Norwalk, CA 90650  
Los Angeles County

DGS PROJECT # DGS00000142412C  
SFM FAC #19-19-43-0002

Supervisor	Designed	Drawn	Checked
MJK	V.L.	MJK	


Sheet Title  
**UNIT 418 - EXISTING  
CONDITIONS  
PHOTOGRAPH PLAN**

DSA Building Number Work Order

Reference North Sheet Scale  
AS SHOWN  
Sheet Number

**A1.2**





36



37




38



39



40




41




42



43




44



45



46



47




48



49



50




51

DSA STAMP

State of California  
 Department of General Services  
 Real Estate Services Division



**Project Management Branch**  
 707 Third Street, Suite 3-305  
 Sacramento, California 95605  
 Project Director:  
 (916) 443-9848 (Phone)  
 (916) 376-1677 (Fax)  
 www.dgs.ca.gov



**JCCA J.C. CHANG & ASSOCIATES, INC.**  
 ENGINEERS • ARCHITECTS • PLANNERS  
 280 WILMERS AVENUE, SUITE 208 PH (310) 212-7844  
 TORRANCE, CALIFORNIA 90501 FAX (310) 212-8272

JCCA #17038-1

Issue: 18-S-1084-C-PI

No.	Date	Description
-	11/01/21	FINAL DRAWINGS V1
PH1	3/2/22	FINAL DRAWINGS V2
PH2	5/12/22	FINAL DRAWINGS V1
R1	6/3/22	FINAL DRWGS - PH1 & 2

Project  
**DSH-METROPOLITAN  
 SNF BLDG  
 RE-ROOF LEAK  
 DAMAGE REPAIR  
 PROJECT**  
 11401 Bloomfield Ave.  
 Norwalk, CA. 90650  
 Los Angeles County

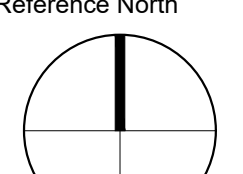
DGS PROJECT # DGS00000142412C  
 SFM FAC #19-19-43-0002

Supervisor	Designed	Drawn	Checked
MJK		V.L.	MJK
File Date	Vault File Number		
-	-		

Sheet Title  
**UNIT 418 - EXISTING  
 CONDITIONS  
 PHOTOGRAPHS**

DSA Building Number	Work Order
-	-

Reference North




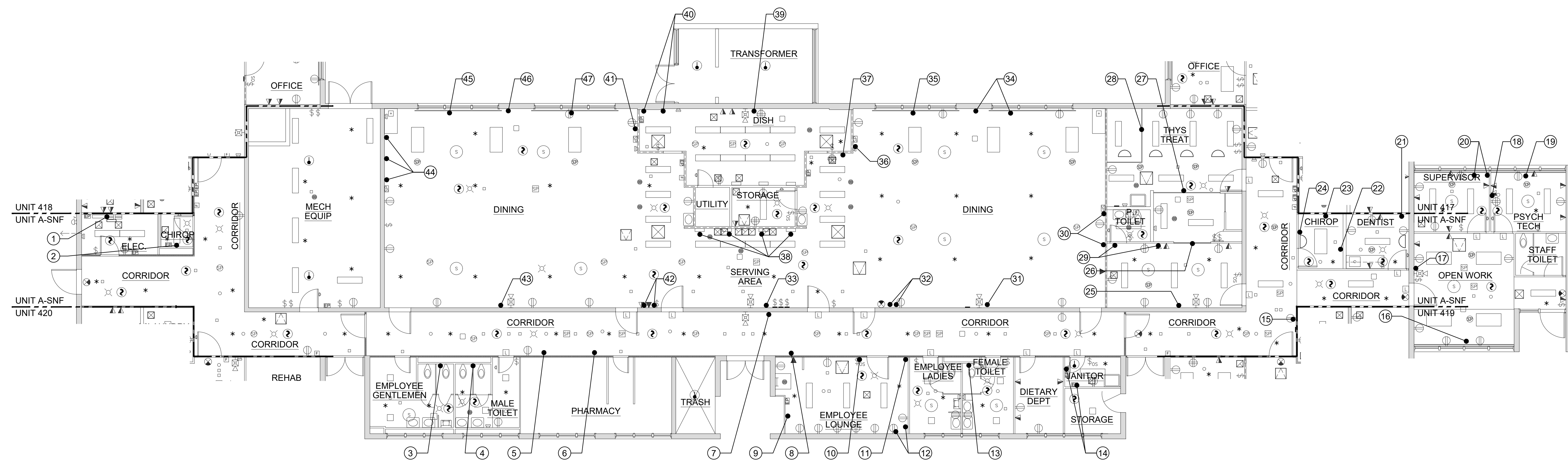
Sheet Scale  
**AS SHOWN**  
 Sheet Number

**A1.2.2**

PHASE 1&2 CEILING REPAIR

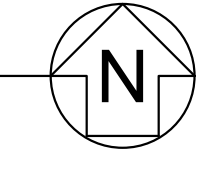
DATE TIME: 03 Jun 2022, 11:02AM  
 FILE: P:\19-19-43-0002\18-S-1084-C-PI\18-S-1084-C-PI-112.dwg





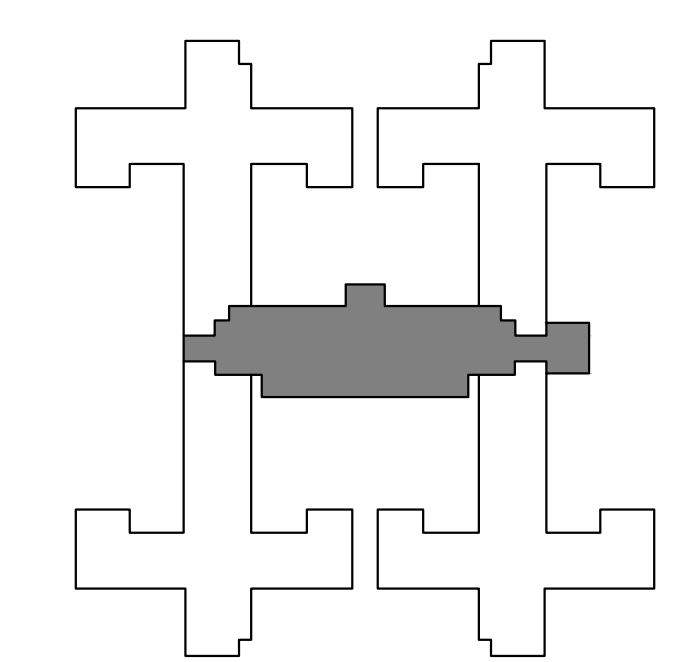
**UNIT A - EXISTING CONDITIONS PHOTOGRAPH PLAN**

SCALE: 0 4 8 FEET 16  
1/8" = 1'-0"



**NOTES:**

- PROVIDE FIRESTOP ASSEMBLY AT NEW AND EXISTING PENETRATIONS IN CORRIDOR AND CEILING.
- ALL WALL MOUNTED FIXTURE AND CONDUIT 12" FROM THE CEILING AREA - REMOVE AND PROTECT IN PLACE DURING CONSTRUCTION. REINSTALL AFTER COMPLETION OF CONSTRUCTION. PATCH AND PAINT.
- PAINT WALL ACROSS ENTIRE ROOM OR TO NATURAL BREAK POINT.




S.N.F. BUILDING KEYPLAN

DSA STAMP

State of California  
Department of General Services  
Real Estate Services Division

**Project Management Branch**  
707 Third Street, Suite 3-305  
Sacramento, California 95605  
Project Director:  
(916) 443-9848 (Phone)  
(916) 376-1677 (Fax)  
www.dgs.ca.gov



**JCCA J.C. CHANG & ASSOCIATES, INC.**  
ENGINEERS • ARCHITECTS • PLANNERS  
280 WILMERS AVENUE, SUITE 208 PH: (310) 212-7844  
Torrance, California 90501 FAX: (310) 212-8272

JCCA #17038-1

Issue: 18-S-1084-C-PI

No.	Date	Description
-	11/01/21	FINAL DRAWINGS V1
PH1	3/2/22	FINAL DRAWINGS V2
PH2	5/12/22	FINAL DRAWINGS V1
R1	6/3/22	FINAL DRWGS - PH1 & 2

Project  
**DSH-METROPOLITAN SNF BLDG RE-ROOF LEAK DAMAGE REPAIR PROJECT**  
11401 Bloomfield Ave.  
Norwalk, CA. 90650  
Los Angeles County  
DGS PROJECT # DGS00000142412C  
SFM FAC #19-19-43-0002

Supervisor	Designed	Drawn	Checked
MJK	V.L.	MJK	

File Date	Vault File Number
-	-


Sheet Title  
**UNIT A SNF - EXISTING CONDITIONS PHOTOGRAPH PLAN**

DSA Building Number	Work Order
-	-

Reference North	Sheet Scale
	AS SHOWN

Sheet Number  
**A1.3**





1



2



3



4




5



6




7



8




9




10




11




12



13




14



15



16



17




18



19



20



21



22



23



24




25



26



27




28



29



30




31




32



33



34



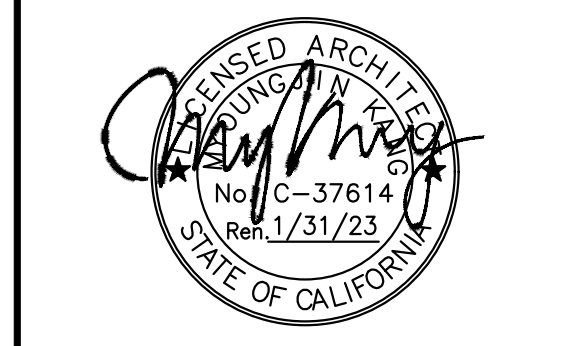
35

DSA STAMP

State of California  
Department of General Services  
Real Estate Services Division

**DGS**

**Project Management Branch**  
707 Third Street, Suite 3-305  
Sacramento, California 95605  
Project Director:  
(916) 443-9848 (Phone)  
(916) 376-1677 (Fax)  
www.dgs.ca.gov



**JCCA** J.C. CHANG & ASSOCIATES, INC.  
ENGINEERS • ARCHITECTS • PLANNERS  
200 VAN NESS AVENUE, SUITE 208  
TORRANCE, CALIFORNIA 90501 PH (310) 212-7844  
FAX (310) 212-8272

JCCA #17038-1

No.	Date	Description
-	11/01/21	FINAL DRAWINGS V1
PH1	3/2/22	FINAL DRAWINGS V2
PH2	5/12/22	FINAL DRAWINGS V1
R1	6/3/22	FINAL DRWGS - PH1 & 2

Project  
**DSH-METROPOLITAN  
SNF BLDG  
RE-ROOF LEAK  
DAMAGE REPAIR  
PROJECT**

11401 Bloomfield Ave.  
Norwalk, CA 90650  
Los Angeles County

DGS PROJECT # DGS00000142412C  
SFM FAC #19-19-43-0002

Supervisor	Designed	Drawn	Checked
MJK	V.L.	MJK	MJK

Sheet Title  
**UNIT A SNF - EXISTING  
CONDITIONS  
PHOTOGRAPHS**

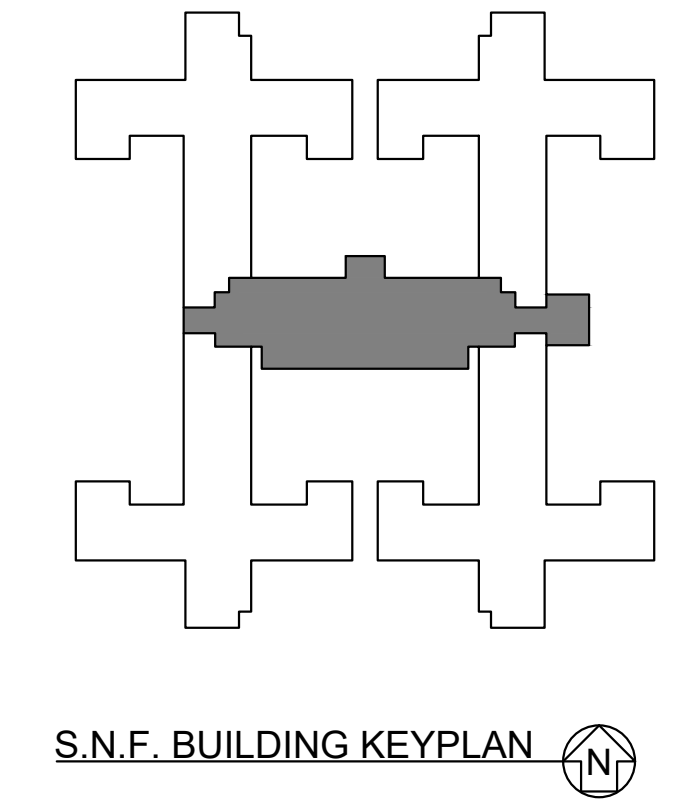
DSA Building Number	Work Order
-	-

Reference North	Sheet Scale
	AS SHOWN

Sheet Number  
**A1.3.1**

PHASE 1&2 CEILING REPAIR

DATE PLOTTED: 03 Jun 2022 11:05AM  
C:\Users\p19024\OneDrive\Desktop\Repair\_SNF\_DSH-Metro\CA\17038\A1.3.1.dwg





36




37



38



39




40



41



42




43



44



45




46

DSA STAMP

State of California  
 Department of General Services  
 Real Estate Services Division



**Project Management Branch**  
 707 Third Street, Suite 3-305  
 Sacramento, California 95605  
 Project Director:  
 (916) 443-9848 (Phone)  
 (916) 376-1677 (Fax)  
 www.dgs.ca.gov



**JCCA J.C. CHANG & ASSOCIATES, INC.**  
 ENGINEERS • ARCHITECTS • PLANNERS  
 280 WANNERS AVENUE, SUITE 208 PH (910) 212-7844  
 TORRANCE, CALIFORNIA 90501 FAX (310) 212-8272

JCCA #17038-1

No.	Date	Description
-	11/01/21	FINAL DRAWINGS V1
PH1	3/2/22	FINAL DRAWINGS V2
PH2	5/12/22	FINAL DRAWINGS V1
R1	6/3/22	FINAL DRWGS - PH1 & 2

Project  
**DSH-METROPOLITAN  
 SNF BLDG  
 RE-ROOF LEAK  
 DAMAGE REPAIR  
 PROJECT**

11401 Bloomfield Ave.  
 Norwalk, CA 90650  
 Los Angeles County


DGS PROJECT # DGS00000142412C  
 SFM FAC #19-19-43-0002

Supervisor	Designed	Drawn	Checked
MJK		V.L.	MJK

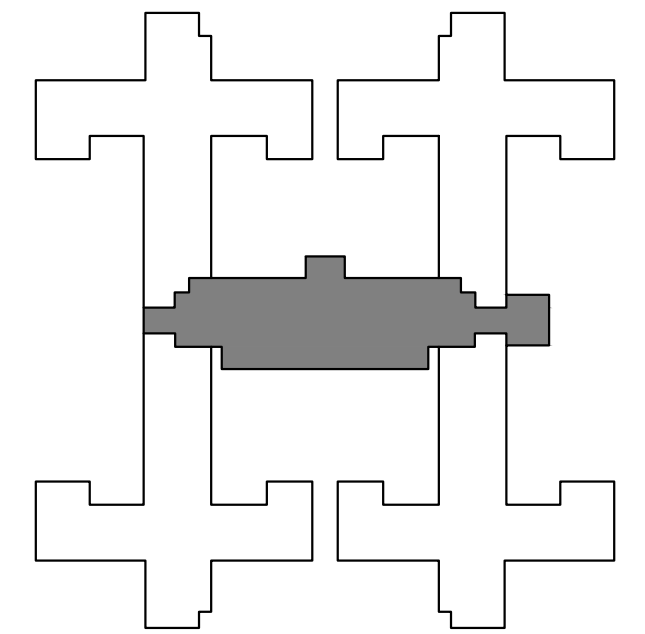
File Date  
 -

Sheet Title  
**UNIT A SNF - EXISTING  
 CONDITIONS  
 PHOTOGRAPHS**

DSA Building Number	Work Order
-	-

Reference North	Sheet Scale
	AS SHOWN

Sheet Number  
**A1.3.2**



S.N.F. BUILDING KEYPLAN

DATE TIME: 03 Jun 2022, 11:27 AM  
 USER: P:\19199-19-43-0002\Repair\_SNF\_DSH-Metro\CAD\17038\A1.3.2.dwg












36



37




38



39

DSA STAMP

State of California  
 Department of General Services  
 Real Estate Services Division  
**DGS**  
**Project Management Branch**  
 707 Third Street, Suite 3-305  
 Sacramento, California 95605  
 Project Director:  
 (916) 443-8848 (Phone)  
 (916) 376-1677 (Fax)  
 www.dgs.ca.gov



**JCCA J.C. CHANG & ASSOCIATES, INC.**  
 ENGINEERS • ARCHITECTS • PLANNERS  
 280 WILMERS AVENUE, SUITE 208 PH (910) 212-7844  
 TORRANCE, CALIFORNIA 90501 FAX (310) 212-8272

JCCA #17038-1

Issue: 18-S-1084-C-PI

No.	Date	Description
-	11/01/21	FINAL DRAWINGS V1
PH1	3/2/22	FINAL DRAWINGS V2
PH2	5/12/22	FINAL DRAWINGS V1
R1	6/3/22	FINAL DRWGS - PH1 & 2

Project  
**DSH-METROPOLITAN  
 SNF BLDG  
 RE-ROOF LEAK  
 DAMAGE REPAIR  
 PROJECT**  
 11401 Bloomfield Ave.  
 Norwalk, CA 90650  
 Los Angeles County

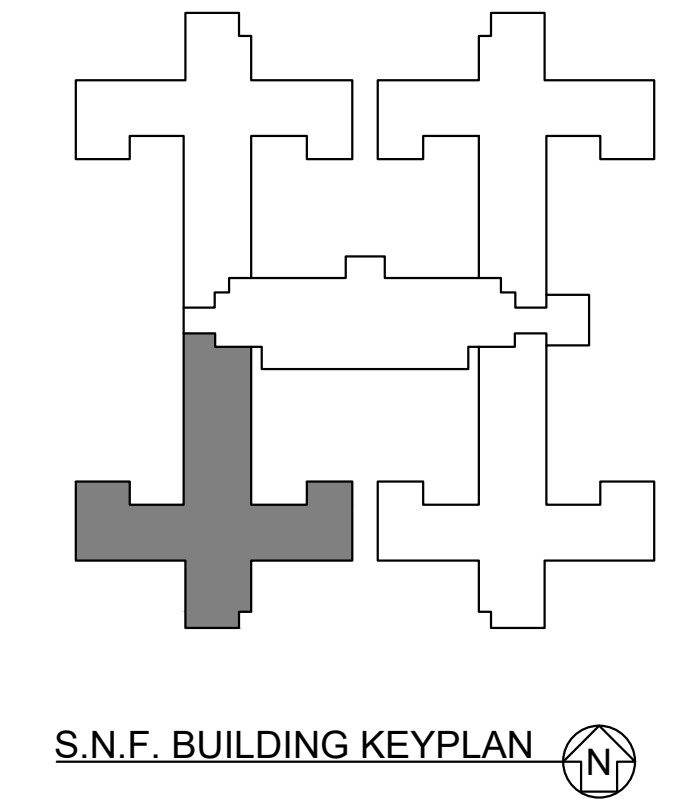
DGS PROJECT # DGS00000142412C  
 SFM FAC #19-19-43-0002

Supervisor	Designed	Drawn	Checked
MJK		V.L.	MJK
File Date	Vault File Number		
-	-		

Sheet Title  
**UNIT 420 - EXISTING  
 CONDITIONS  
 PHOTOGRAPHS**

DSA Building Number	Work Order
-	-


Reference North	Sheet Scale
	AS SHOWN
	Sheet Number
	<b>A15.2</b>



DATE/TIME: 03 Jun 2022, 11:02AM  
 USER: J:\Users\jchang\OneDrive\Documents\18-S-1084-C-PI\18-S-1084-C-PI-15.2.dwg







1



2




3




4



5




6



7



8



9




10




11




12




13




14




15




16




17



18




19



20



21




22



23




24




25




26




27




28




29




30




31




32



33



34




35

DSA STAMP

State of California  
Department of General Services  
Real Estate Services Division



**Project Management Branch**  
707 Third Street, Suite 3-305  
Sacramento, California 95605  
Project Director:  
(916) 443-9848 (Phone)  
(916) 376-1677 (Fax)  
www.dgs.ca.gov



**JCCA** J.C. CHANG & ASSOCIATES, INC.  
ENGINEERS • ARCHITECTS • PLANNERS  
280 VAN NESS AVENUE, SUITE 208 PH (916) 212-7844  
TORRANCE, CALIFORNIA 90501 FAX (310) 212-8272

JCCA #17038-1

No.	Date	Description
-	11/01/21	FINAL DRAWINGS V1
PH1	3/2/22	FINAL DRAWINGS V2
PH2	5/12/22	FINAL DRAWINGS V1
R1	6/3/22	FINAL DRWGS - PH1 & 2


Project  
**DSH-METROPOLITAN  
SNF BLDG  
RE-ROOF LEAK  
DAMAGE REPAIR  
PROJECT**  
11401 Bloomfield Ave.  
Norwalk, CA 90650  
Los Angeles County

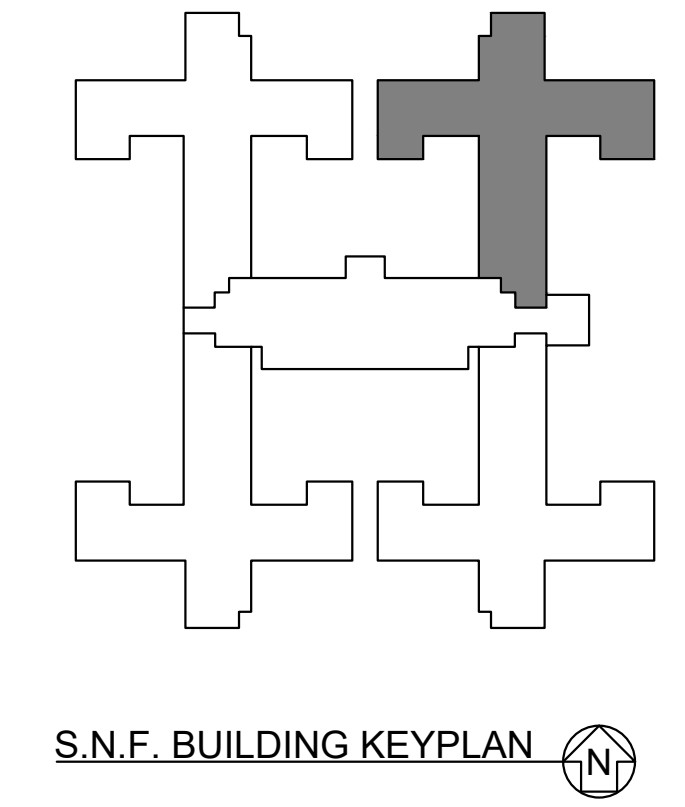
DGS PROJECT # DGS00000142412C

Supervisor	Designed	Drawn	Checked
MJK	V.L.	MJK	MJK
File Date	Vault File Number		
-	-		

Sheet Title  
**UNIT 417 - EXISTING  
CONDITIONS  
PHOTOGRAPHS**


DSA Building Number	Work Order
-	-

Reference North	Sheet Scale
	AS SHOWN
	Sheet Number
	<b>A1.6.1</b>



DATE TIME: 03 Jun 2022 11:02AM  
SUPERVISOR: J. Chang  
PROJECT: DSH-Metropolitan SNF Bldg Re-Roof Leak Damage Repair





71




72



73



74




75



76

DSA STAMP

State of California  
 Department of General Services  
 Real Estate Services Division  
  
**Project Management Branch**  
 707 Third Street, Suite 3-305  
 Sacramento, California 95605  
 Project Director:  
 (916) 443-9848 (Phone)  
 (916) 376-1677 (Fax)  
 www.dgs.ca.gov



**JCCA J.C. CHANG & ASSOCIATES, INC.**  
 ENGINEERS • ARCHITECTS • PLANNERS  
 280 WILMERS AVENUE, SUITE 208 PH (910) 212-7644  
 TORRANCE, CALIFORNIA 90501 FAX (310) 212-8272

JCCA #17038-1

Issue: 18-S-1084-C-PI

No.	Date	Description
-	11/01/21	FINAL DRAWINGS V1
PH1	3/2/22	FINAL DRAWINGS V2
PH2	5/12/22	FINAL DRAWINGS V1
R1	6/3/22	FINAL DRWGS - PH1 & 2


Project  
**DSH-METROPOLITAN  
 SNF BLDG  
 RE-ROOF LEAK  
 DAMAGE REPAIR  
 PROJECT**  
 11401 Bloomfield Ave.  
 Norwalk, CA 90650  
 Los Angeles County

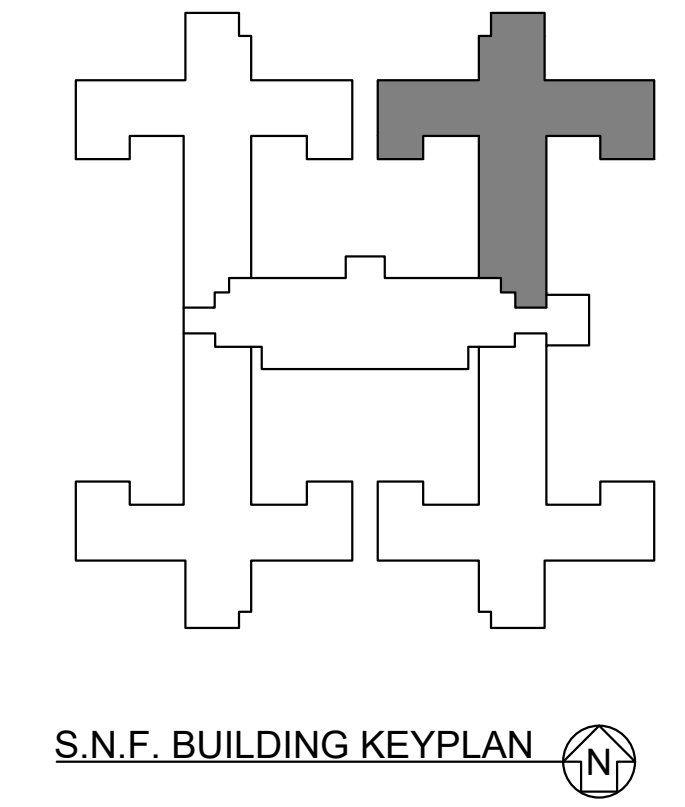
DGS PROJECT # DGS00000142412C  
 SFM FAC #19-19-43-0002

Supervisor	Designed	Drawn	Checked
MJK		V.L.	MJK
File Date	Vault File Number		
-	-		

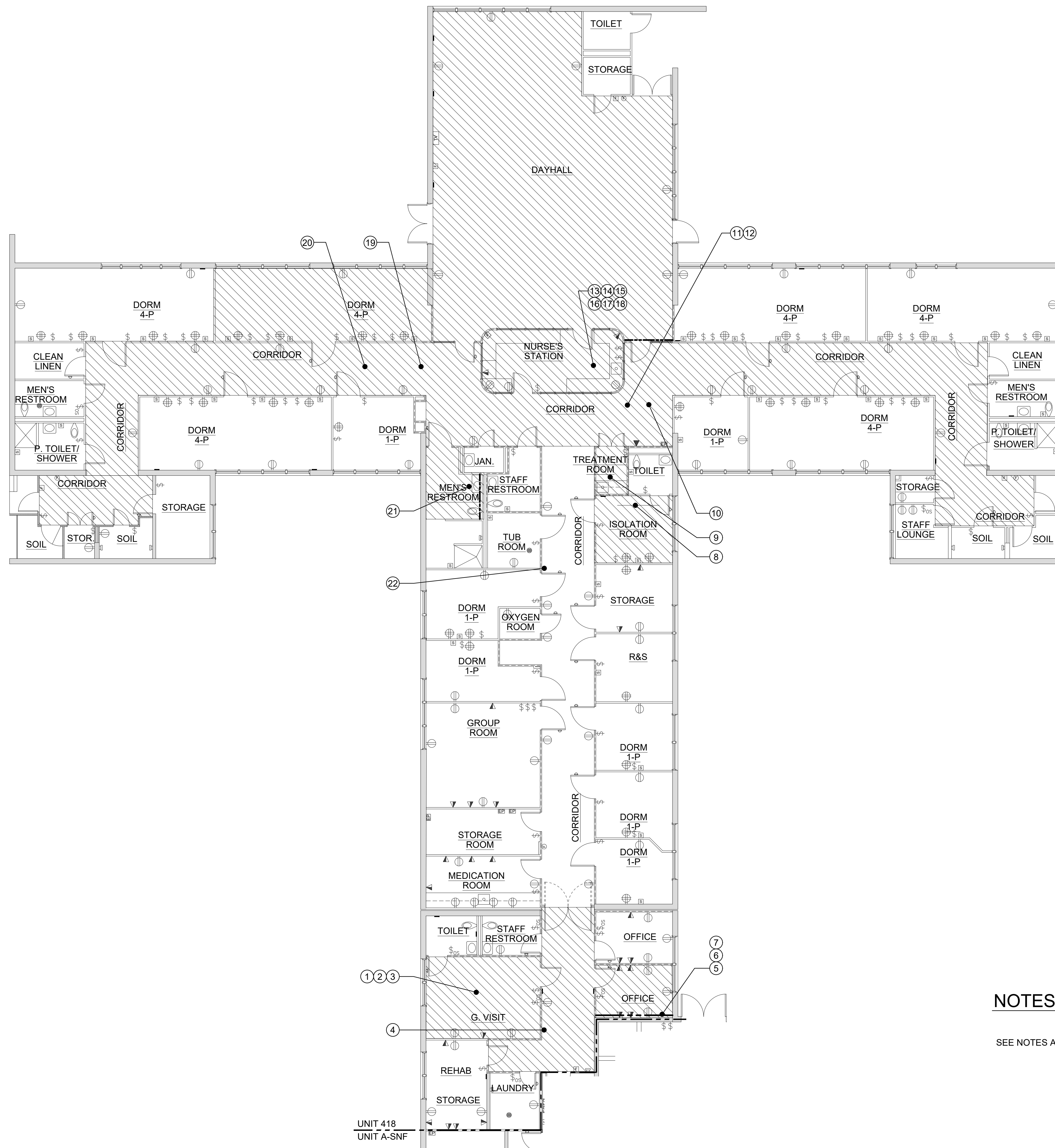
Sheet Title  
**UNIT 417 - EXISTING  
 CONDITIONS  
 PHOTOGRAPHS**

DSA Building Number	Work Order
-	-

Reference North	Sheet Scale
	AS SHOWN
	Sheet Number
	<b>A1.6.3</b>

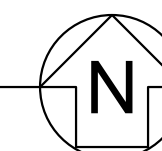


DATE/TIME: 03 Jun 2022, 11:02AM  
 USER: J:\Users\jchang\OneDrive\OneDrive\Projects\SNF DSH-Metro\CAD\170381A1.3.dwg



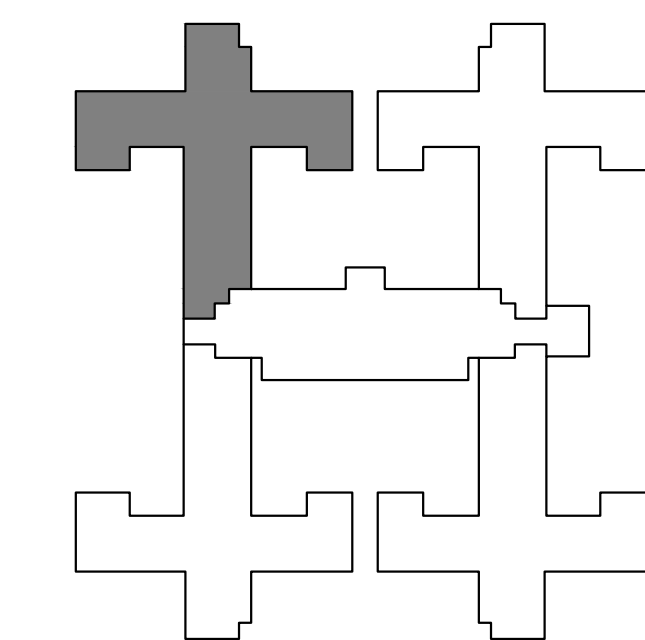
UNIT 418 - EXISTING CONDITIONS PHOTOGRAPH PLAN

SCALE: 0 4 8 FEET 16  
1/8" = 1'-0"



**NOTES:**


SEE NOTES AND LEGENDS ON SHEET A6.1 FOR INFORMATION.



S.N.F. BUILDING KEYPLAN

DSA STAMP

State of California  
Department of General Services  
Real Estate Services Division  
**DGS**  
Project Management Branch  
707 Third Street, Suite 3-305  
Sacramento, California 95605  
Project Director:  
(916) 443-8848 (Phone)  
(916) 376-1677 (Fax)  
www.dgs.ca.gov



**JCCA** J.C. CHANG & ASSOCIATES, INC.  
ENGINEERS • ARCHITECTS • PLANNERS  
280 VAN NESS AVENUE, SUITE 208 PH: (310) 212-7844  
Torrance, California 90501 FAX: (310) 212-8272

JCCA #17038-1

No.	Date	Description
-	11/01/21	FINAL DRAWINGS V1
PH1	3/2/22	FINAL DRAWINGS V2
PH2	5/12/22	FINAL DRAWINGS V1
R1	6/3/22	FINAL DRWGS - PH1 & 2

Project  
**DSH-METROPOLITAN  
SNF BLDG  
RE-ROOF LEAK  
DAMAGE REPAIR  
PROJECT**  
11401 Bloomfield Ave.  
Norwalk, CA 90650  
Los Angeles County

DGS PROJECT # DGS00000142412C  
SFM FAC #19-19-43-0002

Supervisor	Designed	Drawn	Checked
MJK	V.L.	MJK	

Sheet Title  
**UNIT 418 - EXISTING  
CONDITIONS  
PHOTOGRAPH PLAN**

DSA Building Number	Work Order
-	-

Reference North	Sheet Scale
	AS SHOWN

Sheet Number  
**A1.7**



1



2



3



4



5




6



7



8



9




10




11




12



13



14



15



16



17




18




19



20



21




22

DSA STAMP

State of California  
 Department of General Services  
 Real Estate Services Division



**Project Management Branch**  
 707 Third Street, Suite 3-305  
 Sacramento, California 95605  
 Project Director:  
 (916) 443-9848 (Phone)  
 (916) 376-1677 (Fax)  
 www.dgs.ca.gov



**JCCA J.C. CHANG & ASSOCIATES, INC.**  
 ENGINEERS • ARCHITECTS • PLANNERS  
 280 WILSON AVENUE, SUITE 208 PH (910) 212-7844  
 TORRANCE, CALIFORNIA 90501 FAX (310) 212-8272

JCCA #17038-1

Issue: 18-S-1084-C-PI

No.	Date	Description
-	11/01/21	FINAL DRAWINGS V1
PH1	3/2/22	FINAL DRAWINGS V2
PH2	5/12/22	FINAL DRAWINGS V1
R1	6/3/22	FINAL DRWGS - PH1 & 2

Project  
**DSH-METROPOLITAN  
 SNF BLDG  
 RE-ROOF LEAK  
 DAMAGE REPAIR  
 PROJECT**  
 11401 Bloomfield Ave.  
 Norwalk, CA 90650  
 Los Angeles County

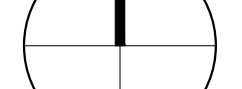
DGS PROJECT # DGS00000142412C  
 SFM FAC #19-19-43-0002

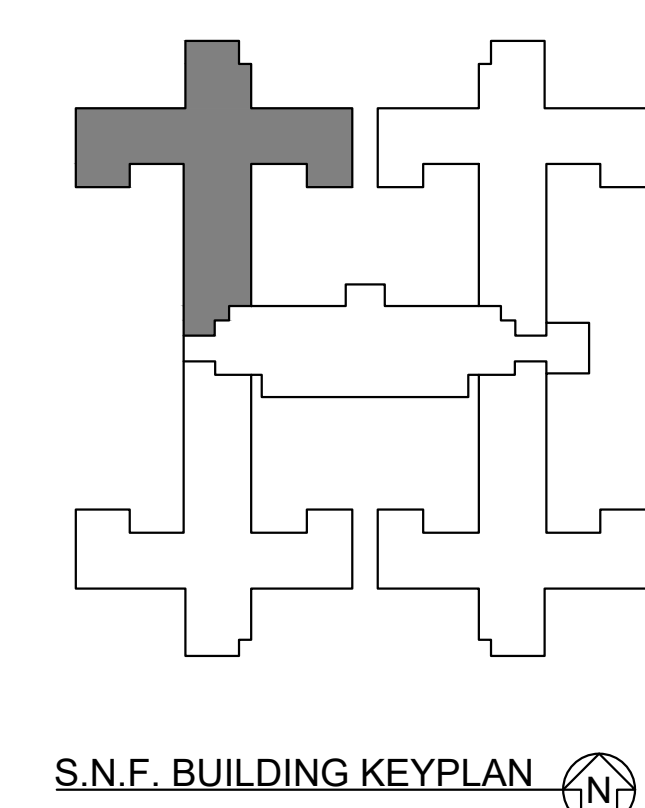
Supervisor	Designed	Drawn	Checked
MJK		V.L.	MJK

File Date  
 - Vault File Number  
 -

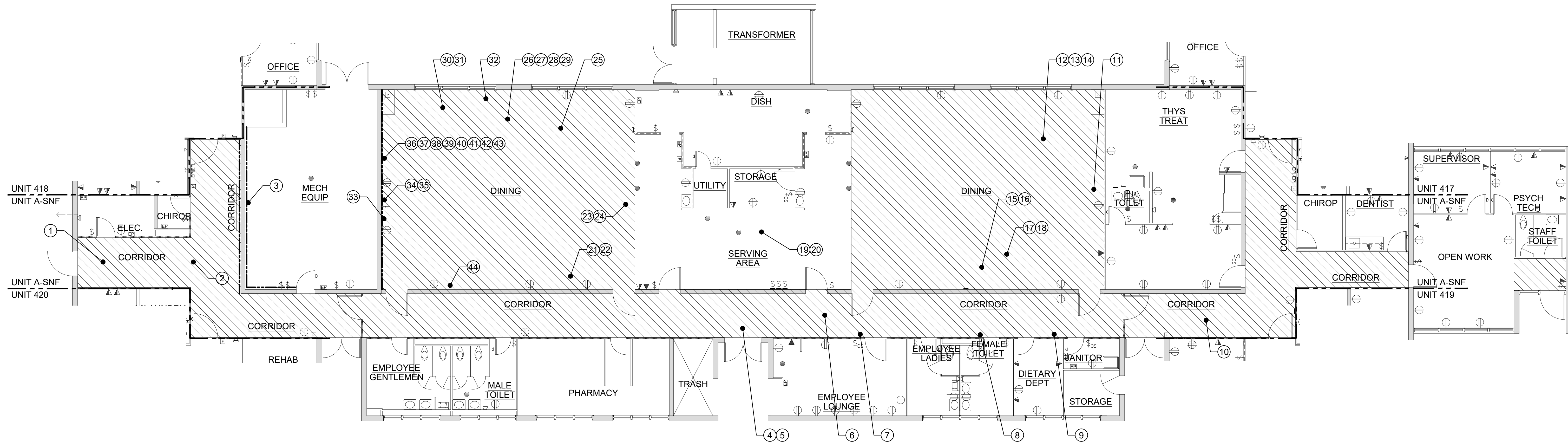
Sheet Title  
**UNIT 418 - EXISTING  
 CONDITIONS  
 PHOTOGRAPHS**

DSA Building Number  
 - Work Order  
 -

Reference North  
 AS SHOWN  
 Sheet Number  
**A1.7.1**

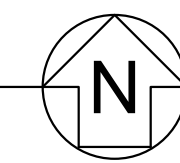


DATE/TIME: 03 Jun 2022, 11:02AM  
 USER: P:\19193\19193-19-43-0002\Repair\_SNF\_DSH-Metro\CAD\17038\A1.7.dwg



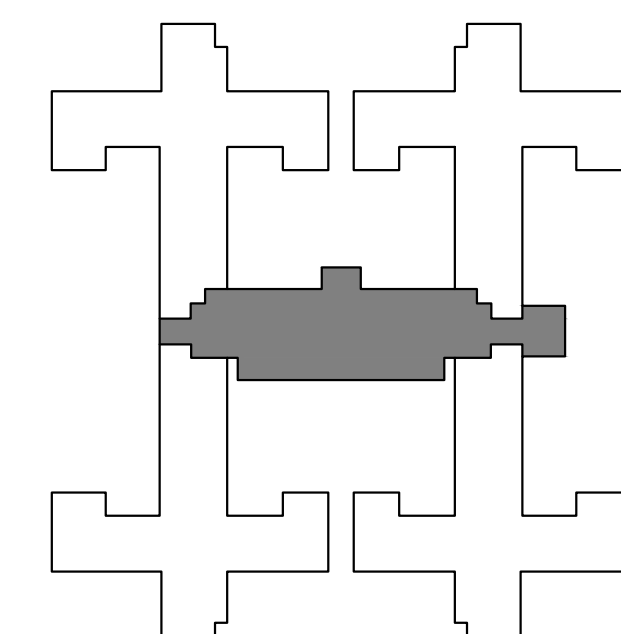
UNIT A - EXISTING CONDITIONS PHOTOGRAPH PLAN

SCALE: 0 4 8 FEET 16  
1/8" = 1'-0"



NOTES:


SEE NOTES AND LEGENDS ON SHEET A6.1 FOR INFORMATION.



S.N.F. BUILDING KEYPLAN

DSA STAMP

State of California  
Department of General Services  
Real Estate Services Division  
**DGS**  
Project Management Branch  
707 Third Street, Suite 3-305  
Sacramento, California 95605  
Project Director:  
(916) 443-9848 (Phone)  
(916) 376-1677 (Fax)  
www.dgs.ca.gov



**JCCA J.C. CHANG & ASSOCIATES, INC.**  
ENGINEERS • ARCHITECTS • PLANNERS  
280 VAN NESS AVENUE, SUITE 208 PH: (310) 212-7844  
Torrance, California 90501 FAX: (310) 212-8272

JCCA #17038-1

Issue: 18-S-1084-C-PI

No.	Date	Description
-	11/01/21	FINAL DRAWINGS V1
PH1	3/2/22	FINAL DRAWINGS V2
PH2	5/12/22	FINAL DRAWINGS V1
R1	6/3/22	FINAL DRWGS - PH1 & 2

Project  
**DSH-METROPOLITAN SNF BLDG RE-ROOF LEAK DAMAGE REPAIR PROJECT**  
11401 Bloomfield Ave.  
Norwalk, CA. 90650  
Los Angeles County  
DGS PROJECT # DGS00000142412C  
SFM FAC #19-19-43-0002

Supervisor	Designed	Drawn	Checked
MJK		V.L.	MJK
File Date		Vault File Number	

Sheet Title  
**UNIT A SNF - EXISTING CONDITIONS PHOTOGRAPH PLAN**

DSA Building Number	Work Order
-	-

Reference North	Sheet Scale
	AS SHOWN
	Sheet Number

**A.18**

DATE PLOTTED: 02 Jun 2022, 11:25AM  
C:\PROJECTS\19-19-43-0002\Repair\_SNF\DSH-Metro\CA\1710381A18.dwg













1



2



3



4



5



6



7




8




9




10




11




12



13



14




15



16




17



18



19



20



21



22



23




24



25




26



27




28




29




30




31



32



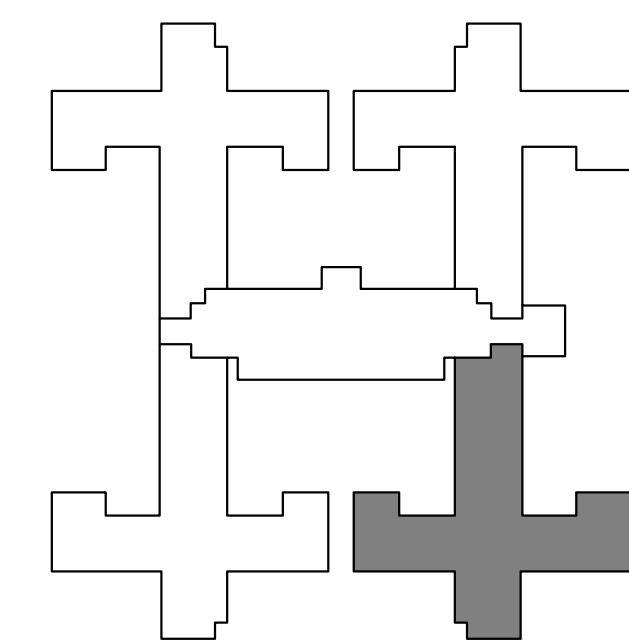
33



34



35



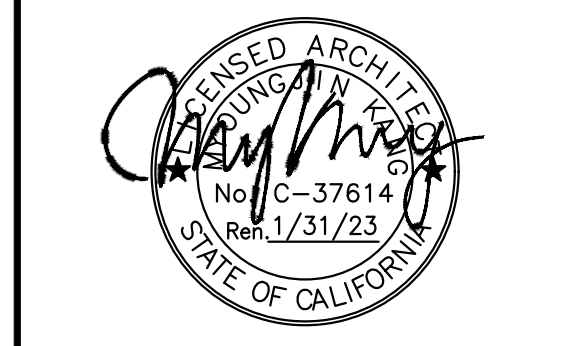
S.N.F. BUILDING KEYPLAN

DSA STAMP

State of California  
Department of General Services  
Real Estate Services Division

**DGS**

**Project Management Branch**  
707 Third Street, Suite 3-305  
Sacramento, California 95605  
Project Director:  
(916) 443-9848 (Phone)  
(916) 376-1677 (Fax)  
www.dgs.ca.gov



**JCCA** J.C. CHANG & ASSOCIATES, INC.  
ENGINEERS • ARCHITECTS • PLANNERS  
200 VAN NESS AVENUE, SUITE 208  
TORRANCE, CALIFORNIA 90501 PH (310) 212-7844  
FAX (310) 212-8272

JCCA #17038-1

No.	Date	Description
-	11/01/21	FINAL DRAWINGS V1
PH1	3/2/22	FINAL DRAWINGS V2
PH2	5/12/22	FINAL DRAWINGS V1
R1	6/3/22	FINAL DRWGS - PH1 & 2

Project  
**DSH-METROPOLITAN  
SNF BLDG  
RE-ROOF LEAK  
DAMAGE REPAIR  
PROJECT**

11401 Bloomfield Ave.  
Norwalk, CA 90650  
Los Angeles County

DGS PROJECT # DGS00000142412C  
SFM FAC #19-19-43-0002

Supervisor	Designed	Drawn	Checked
MJK	V.L.	MJK	MJK

File Date - Vault File Number -

Sheet Title  
**UNIT 419 - EXISTING  
CONDITIONS  
PHOTOGRAPHS**


DSA Building Number - Work Order -

Reference North - Sheet Scale - AS SHOWN  
Sheet Number -

A19.1

PHASE 1&2 CEILING REPAIR

DATE PLOTTED: 03 Jun 2022, 11:25AM  
C:\Users\jchang\OneDrive\Desktop\Repair\_SNF\_DSH-Metro\CA\17038\A19.1.dwg



36




37




38




39




40




41




42




43



44



45




46



47

DSA STAMP

State of California  
 Department of General Services  
 Real Estate Services Division  
  
**Project Management Branch**  
 707 Third Street, Suite 3-305  
 Sacramento, California 95605  
 Project Director:  
 (916) 443-9848 (Phone)  
 (916) 376-1677 (Fax)  
 www.dgs.ca.gov



**JCCA J.C. CHANG & ASSOCIATES, INC.**  
 ENGINEERS • ARCHITECTS • PLANNERS  
 280 WANNERS AVENUE, SUITE 208 PH (916) 212-7644  
 TORRANCE, CALIFORNIA 90501 FAX (310) 212-8272

JCCA #17038-1

No.	Date	Description
-	11/01/21	FINAL DRAWINGS V1
PH1	3/2/22	FINAL DRAWINGS V2
PH2	5/12/22	FINAL DRAWINGS V1
R1	6/3/22	FINAL DRWGS - PH1 & 2

Project  
**DSH-METROPOLITAN  
 SNF BLDG  
 RE-ROOF LEAK  
 DAMAGE REPAIR  
 PROJECT**  
 11401 Bloomfield Ave.  
 Norwalk, CA. 90650  
 Los Angeles County

DGS PROJECT # DGS00000142412C  
 SFM FAC #19-19-43-0002

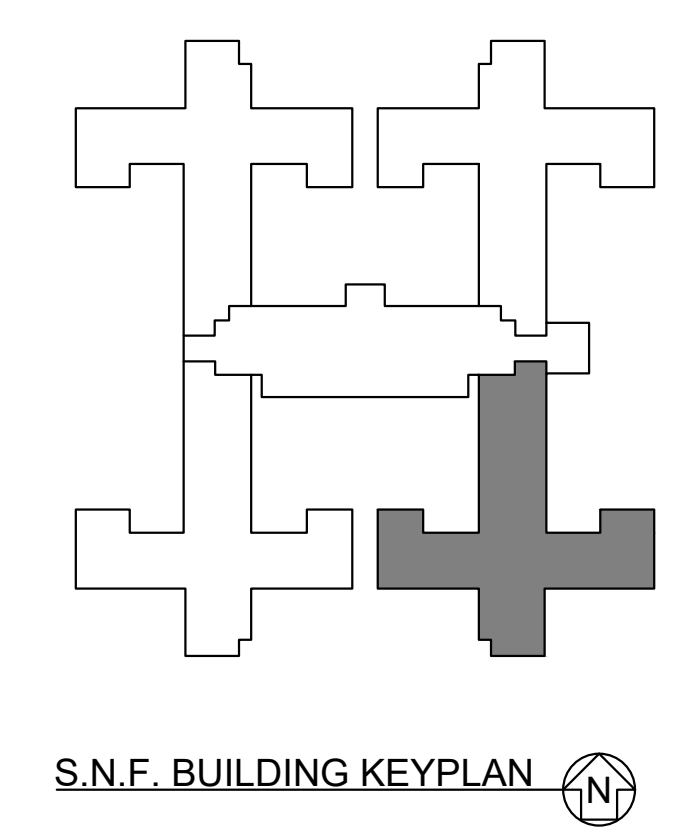
Supervisor	Designed	Drawn	Checked
MJK		V.L.	MJK

File Date  
 - Vault File Number  
 -

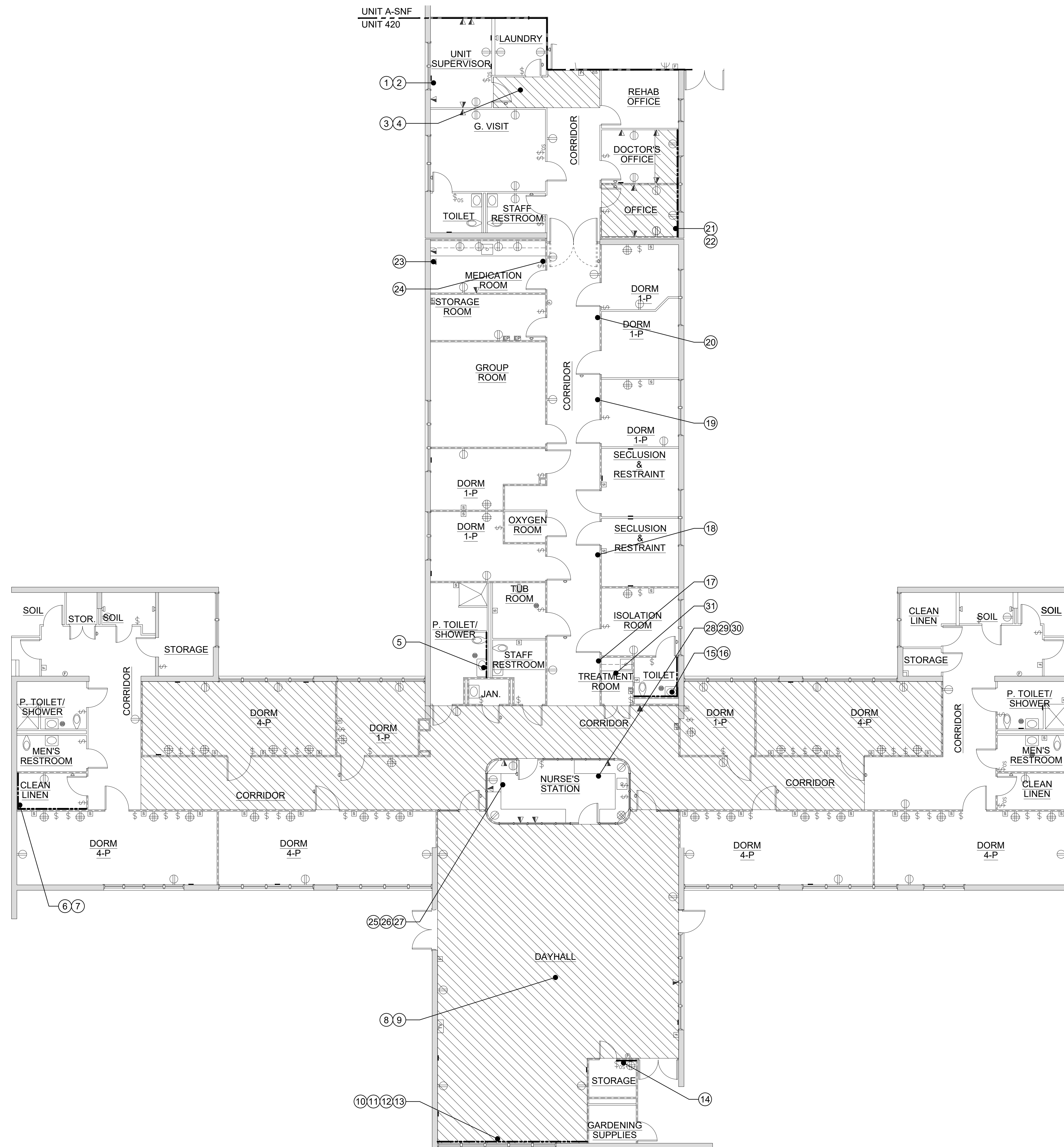
Sheet Title  
**UNIT 419 - EXISTING  
 CONDITIONS  
 PHOTOGRAPHS**

DSA Building Number  
 - Work Order  
 -

Reference North  
 AS SHOWN  
 Sheet Number  
**A19.2**

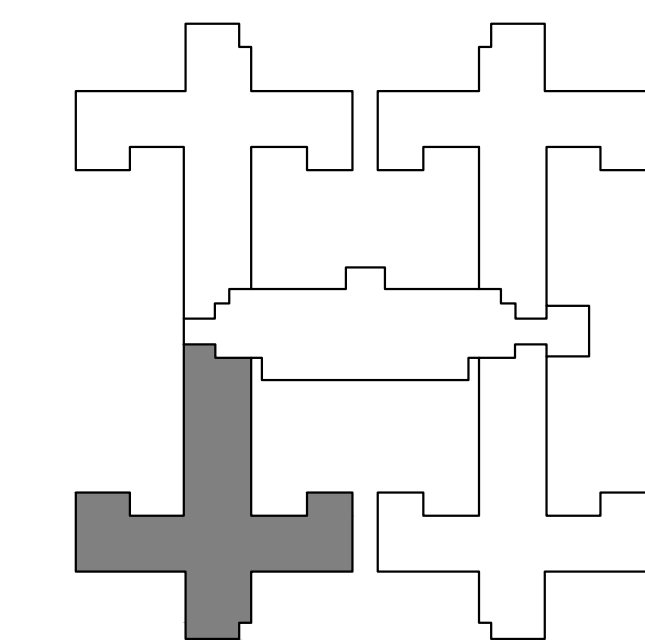
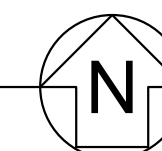


DATE TIME: 03 Jun 2022 11:26AM  
 CLIENT: DSH - Metropolitan State Facility  
 PROJECT: DSH - Metropolitan State Facility - Roof Leak Repair - SNF - DSH-Metro-CAD-17038-1-19.2.dwg



UNIT 420 - EXISTING CONDITIONS PHOTOGRAPH PLAN

SCALE: 0 4 8 16 FEET  
1/8" = 1'-0"



S.N.F. BUILDING KEYPLAN

**NOTES:**

SEE NOTES AND LEGENDS ON SHEET A6.1 FOR INFORMATION.

DSA STAMP

State of California  
Department of General Services  
Real Estate Services Division



**Project Management Branch**  
707 Third Street, Suite 3-305  
Sacramento, California 95605  
Project Director:  
(916) 443-9848 (Phone)  
(916) 376-1677 (Fax)  
www.dgs.ca.gov



**JCCA J.C. CHANG & ASSOCIATES, INC.**  
ENGINEERS • ARCHITECTS • PLANNERS  
350 VAN NESS AVENUE, SUITE 206 PH (310) 212-7644  
TORRANCE, CALIFORNIA 90501 FAX (310) 212-8272

JCCA #17038-1

Issue: 18-S-1084-C-PI

No.	Date	Description
-	11/01/21	FINAL DRAWINGS V1
PH1	3/2/22	FINAL DRAWINGS V2
PH2	5/12/22	FINAL DRAWINGS V1
R1	6/3/22	FINAL DRWGS - PH1 & 2

Project  
**DSH-METROPOLITAN  
SNF BLDG  
RE-ROOF LEAK  
DAMAGE REPAIR  
PROJECT**

11401 Bloomfield Ave.  
Norwalk, CA 90650  
Los Angeles County

DGS PROJECT # DGS00000142412C  
SFM FAC #19-19-43-0002

Supervisor	Designed	Drawn	Checked
MJK		V.L.	MJK

File Date: - Vault File Number: -

Sheet Title  
**UNIT 420 - EXISTING  
CONDITIONS  
PHOTOGRAPH PLAN**

DSA Building Number: - Work Order: -

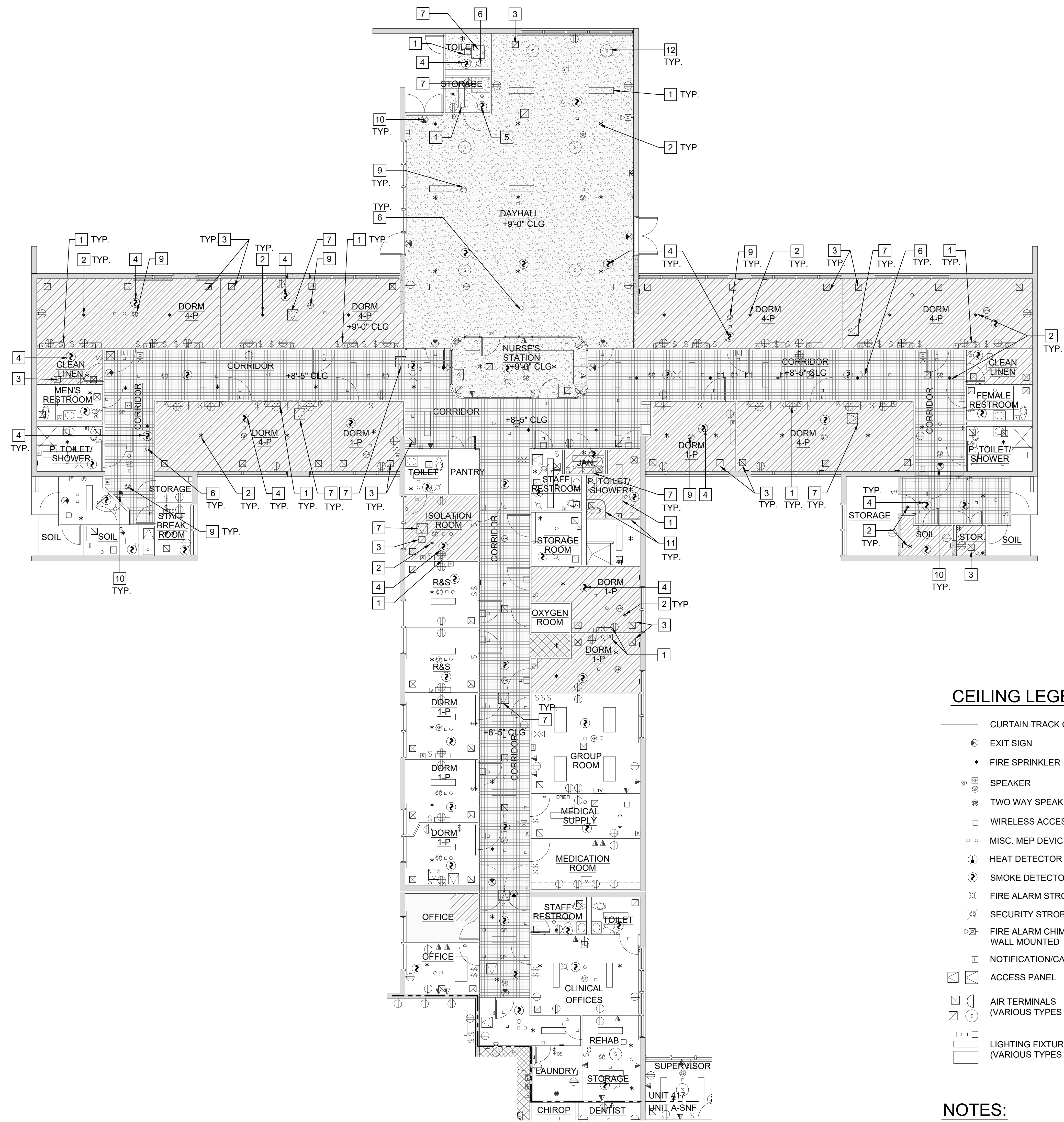
Reference North: - Sheet Scale: AS SHOWN

Sheet Number: A1.10

Phase: PHASE 1&2 CEILING REPAIR

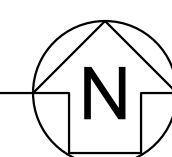
DATE PLOTTED: 02 JUN 2022, 11:25AM  
C:\PROJECTS\19-19-43-0002\Repair\_SNF\_DSH-Metro\CA\170381A1\_10.dwg





**UNIT 417 - CEILING PLAN**

SCALE: 0 4 8 FEET 16  
1/8" = 1'-0"



**CEILING LEGEND:**


- CURTAIN TRACK ON CEILING
- ⊙ EXIT SIGN
- \* FIRE SPRINKLER
- ⊞ SPEAKER
- ⊞ TWO WAY SPEAKER
- WIRELESS ACCESS POINTS
- MISC. MEP DEVICES
- ⊙ HEAT DETECTOR
- ⊙ SMOKE DETECTOR
- ⊙ FIRE ALARM STROBE
- ⊙ SECURITY STROBE
- ⊙ FIRE ALARM CHIME STROBE WALL MOUNTED
- ⊙ NOTIFICATION/CALL LIGHT
- ⊙ ACCESS PANEL
- ⊙ AIR TERMINALS (VARIOUS TYPES & SIZE)
- ⊙ LIGHTING FIXTURES (VARIOUS TYPES & SIZE)

**WALL LEGEND:**

- 8" CONCRETE WALL (5/A3.1)
- 2-1/2" SOLID PLASTER WALL (4A/A3.1, 4B/A3.1)
- 4" PLASTER ON METAL STUD

**NOTES:**

1. PROVIDE FIRESTOP ASSEMBLY AT NEW AND EXISTING PENETRATIONS.
2. PAINT CEILING ACROSS ENTIRE ROOM OR TO NATURAL BREAK POINT.
3. REINSTALL (E) CEILING ACCESS PANELS TO ORIGINAL LOCATION AT EXISTING FRAME. PROVIDE (N) FRAMING AT THE CORRIDOR.
4. ALL CEILING AND WALL-MOUNTED FIXTURES AND CONDUIT 12" FROM THE CEILING IN THE WORK AREA SHALL BE REMOVED, PROTECTED, AND REINSTALLED.
5. WHEN DISCONNECTION OF FIRE PROTECTION SYSTEM AND UTILITY SERVICE IS REQUIRED, INFORM DATE AND PERIOD TO FACILITY MANAGER AND PROJECT ARCHITECT IN ADVANCE.
6. FIELD VERIFY ALL UTILITY AND FIRE PROTECTION SYSTEMS ARE WORKING PROPERLY BEFORE BEGINNING OF PROJECT. NOTIFY THE FACILITY MANAGER AND PROJECT ARCHITECT IF ANY SYSTEM DOES NOT FUNCTION.



S.N.F. BUILDING KEYPLAN

**NEW WORK KEYNOTES:**


- (E) - EXISTING  
(N) - NEW
- 1 CEILING MOUNTED LIGHT FIXTURE (N.I.C.) - (E) CONDUIT AND TERMINATION AT CEILING FINISH TO REMAIN FOR FUTURE LIGHT FIXTURE INSTALLATION. EXTEND CONDUIT WHEN THICKNESS OF CEILING FINISH CHANGED. (3/A3.3, 5&7/A3.3)
  - 2 (E) FIRE SPRINKLER HEAD - LOWER F.S. HEAD WHEN THICKNESS OF CEILING FINISH CHANGED. REUSE (E) BRACKET TO ATTACH. PROVIDE THE MANUFACTURER'S APPROVED BRACKET WITH FURRING CHANNEL TO (E) CEILING FRAMING. (11/A3.3)
  - 3 (E) AIR SUPPLY & RETURN GRILLE - REMOVE AND REINSTALL. (6&8/A3.3)
  - 4 (E) CEILING MOUNTED SMOKE DETECTOR. REINSTALL AFTER CONSTRUCTION IS FINISHED.
  - 5 (E) CEILING MOUNTED HEAT DETECTOR. REINSTALL AFTER CONSTRUCTION IS FINISHED.
  - 6 (E) CEILING MOUNTED FIRE ALARM WITH COVER
  - 7 PROVIDE 1 HR FIRE-RATED CEILING MOUNTED ACCESS DOOR & EXTENSION FRAME AT (E) SUPPORT FRAMING. (10/A3.3)
  - 8 NOT USED.
  - 9 (E) RECESSED CEILING MOUNT SPEAKER. PROVIDE FIRE RATED HOUSING OR COVER.
  - 10 (E) CEILING MOUNT EXIT SIGN - REMOVE AND REINSTALL. EXTEND CONDUIT WHEN THICKNESS OF CEILING FINISH CHANGED.
  - 11 (E) CURTAIN TRACK - REMOVE AND REINSTALL AT (E) SUPPORT
  - 12 (E) GRILLE FOR EXHAUST FAN. REINSTALL AT (E) SUPPORT.

DSA STAMP

State of California  
Department of General Services  
Real Estate Services Division



**Project Management Branch**  
707 Third Street, Suite 3-305  
Sacramento, California 95605  
Project Director:  
(916) 443-9848 (Phone)  
(916) 376-1677 (Fax)  
www.dgs.ca.gov



**JCCA J.C. CHANG & ASSOCIATES, INC.**  
ENGINEERS • ARCHITECTS • PLANNERS  
250 W. WILSON AVENUE, SUITE 208 PH: (310) 212-7844  
Torrance, California 90501 FAX: (310) 212-8272

JCCA #17038-1

Issue: 18-S-1084-C-PI

No.	Date	Description
-	11/01/21	FINAL DRAWINGS V1
PH1	3/2/22	FINAL DRAWINGS V2
PH2	5/12/22	FINAL DRAWINGS V1
R1	6/3/22	FINAL DRWGS - PH1 & 2

Project  
**DSH-METROPOLITAN SNF BLDG RE-ROOF LEAK DAMAGE REPAIR PROJECT**

11401 Bloomfield Ave.  
Norwalk, CA 90650  
Los Angeles County

DGS PROJECT # DGS00000142412C  
SFM FAC #19-19-43-0002

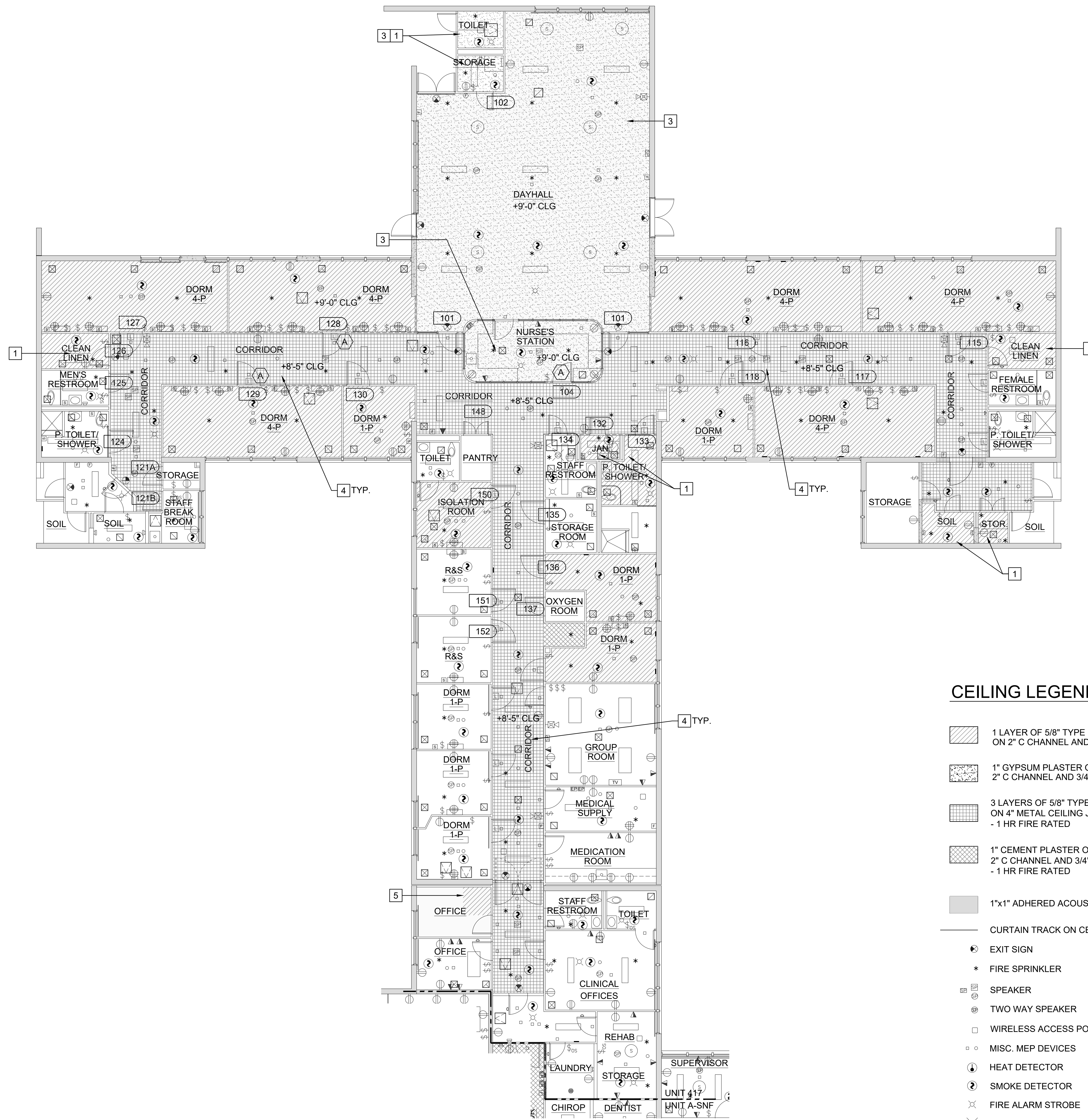
Supervisor	Designed	Drawn	Checked
MJK		V.L.	MJK

Sheet Title  
**UNIT 417 CEILING PLAN**

DSA Building Number	Work Order
-	-

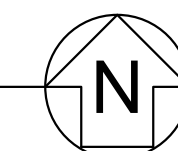
Reference North	Sheet Scale
	AS SHOWN

Sheet Number  
**A2.1**



**UNIT 417 - CEILING FINISH PLAN**

SCALE: 0 4 8 FEET 16  
1/8" = 1'-0"



**NEW WORK KEYNOTES:**

- (E) - EXISTING
- (N) - NEW
- 1 PAINT CEILING FINISH. PROVIDE PRIMER SUITABLE FOR SUBSTRATE AND MIN. 3 COATS OF PAINT. VOC CONTENT SHALL BE ZERO OR NO MORE THAN 50 G/L. COLOR SELECTED BY FACILITY MANAGER FROM THE MANUFACTURER'S FULL SELECTION.
- 2 NOT USED.
- 3 REMOVE WATER DAMAGED METAL LATH. (E) CEILING SUPPORT TO REMAIN AND PROTECT. PROVIDE PLASTER TO MATCH (E) MATERIAL AND THICKNESS. (2&3 A3.2)
- 4 PROVIDE FIRESTOP SEALANT TO ALL PENETRATION. (HILTI CP 606, FS-ONE MAX, OR UL CERTIFIED APPROVED EQUAL)
- 5 SCREW (N) DRYWALL TO CHANNELS ALL SIDES. PROVIDE FRAMING UNDERNEATH IF NEEDED. SEAL JOINTS WITH COMPOUND AND REINFORCED TAPE. LEVEL 5 FOR EXPOSED FINISH. LEVEL 4 OR 3 FOR ACOUSTIC TILE CEILING. (4&5 A3.2)

**CEILING LEGEND:**


- 1 LAYER OF 5/8" TYPE C GYPSUM BOARD ON 2" C CHANNEL AND 7/8" HAT CHANNEL (4&5 A3.2)
- 1" GYPSUM PLASTER ON METAL LATH 2" C CHANNEL AND 3/4" C CHANNEL (2&3 A3.2)
- 3 LAYERS OF 5/8" TYPE 'X' GYPSUM BOARD ON 4" METAL CEILING JOIST - 1 HR FIRE RATED (3A A3.1, 3B A3.1)
- 1" CEMENT PLASTER ON METAL LATH 2" C CHANNEL AND 3/4" C CHANNEL - 1 HR FIRE RATED (2&3 A3.2)
- 1"x1" ADHERED ACOUSTIC TILES ON CEILING
- CURTAIN TRACK ON CEILING
- EXIT SIGN
- FIRE SPRINKLER
- SPEAKER
- TWO WAY SPEAKER
- WIRELESS ACCESS POINTS
- MISC. MEP DEVICES
- HEAT DETECTOR
- SMOKE DETECTOR
- FIRE ALARM STROBE
- SECURITY STROBE
- FIRE ALARM CHIME STROBE WALL MOUNTED
- NOTIFICATION/CALL LIGHT
- ACCESS PANEL
- AIR TERMINALS (VARIOUS TYPES & SIZE)
- LIGHTING FIXTURES (VARIOUS TYPES & SIZE)

**WALL LEGEND:**

- 8" CONCRETE WALL (5 A3.1)
- 2-1/2" SOLID PLASTER WALL (4A A3.1, 4B A3.1)
- 4" PLASTER ON METAL STUD

**DOOR LEGEND:**

- SEE 6/A3.1 FOR DOOR TYPES
- DOOR TYPE




S.N.F. BUILDING KEYPLAN

DSA STAMP

State of California  
Department of General Services  
Real Estate Services Division



**Project Management Branch**  
707 Third Street, Suite 3-305  
Sacramento, California 95605  
Project Director:  
(916) 443-9848 (Phone)  
(916) 376-1677 (Fax)  
www.dgs.ca.gov



**JCCA J.C. CHANG & ASSOCIATES, INC.**  
ENGINEERS • ARCHITECTS • PLANNERS  
250 VAN NESS AVENUE, SUITE 208 PH: (916) 212-7644  
TORRANCE, CALIFORNIA 90501 FAX: (310) 212-8272

JCCA #17038-1

Issue: 16-S-1084-C-PI

No.	Date	Description
-	11/01/21	FINAL DRAWINGS V1
PH1	3/2/22	FINAL DRAWINGS V2
PH2	5/12/22	FINAL DRAWINGS V1
R1	6/3/22	FINAL DRWG - PH1 & 2

Project  
**DSH-METROPOLITAN  
SNF BLDG  
RE-ROOF LEAK  
DAMAGE REPAIR  
PROJECT**

11401 Bloomfield Ave.  
Norwalk, CA. 90650  
Los Angeles County

DGS PROJECT # DGS00000142412C  
SFM FAC #19-19-43-0002

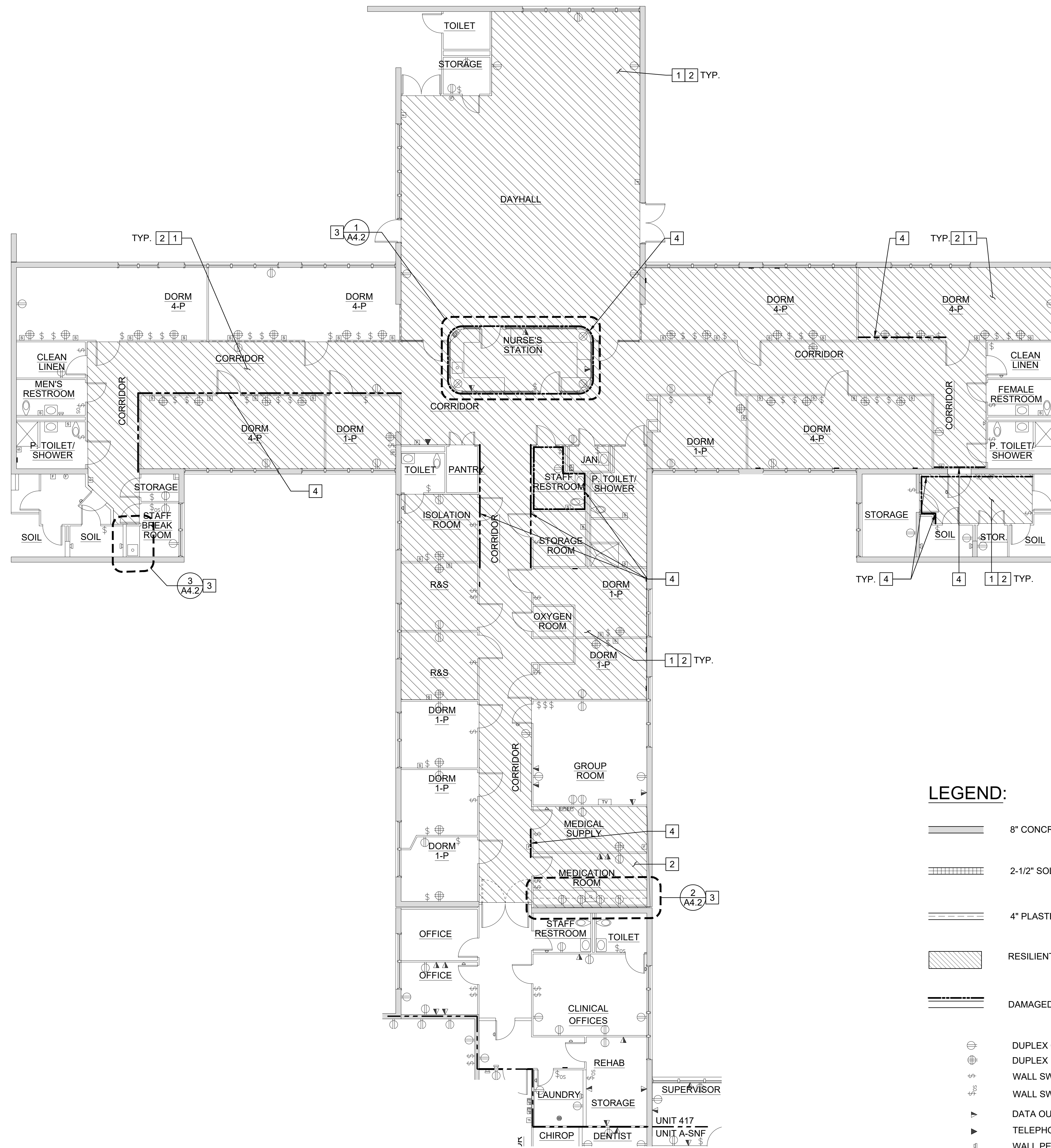
Supervisor	Designed	Drawn	Checked
MJK		V.L.	MJK
File Date	Vault File Number		

Sheet Title  
**UNIT 417  
CEILING FINISH PLAN**

DSA Building Number Work Order

Reference North Sheet Scale  
AS SHOWN  
Sheet Number

**A2.1.1**



**NEW WORK KEYNOTES:**

- (E) - EXISTING  
(N) - NEW
- 1 PROVIDE VINYL COMPOSITION TILES. SEE FINISH SCHEDULE FOR COLOR AND MANUFACTURER. (3/A3.4)
- 2 PROVIDE MIN. 3 COATS OF PAINT WITH PROPER PRIMER FOR SUBSTRATE.
- 3 PROVIDE CASEWORK. SEE ELEVATION ON SHEET A4.2 FOR INFORMATION. SEE FINISH SCHEDULE FOR COLOR. (A4.2)
- 4 REPAIR WALL WITH SAME MATERIAL. INFORM PM AT DGS AND DSH IF WALL REQUIRED. REPAIR MORE THAN FINISHES. SEE DETAILS 3A/A3.1, 4/A3.1, AND 5/A3.1 FOR FINISH AND WALL INFORMATION.

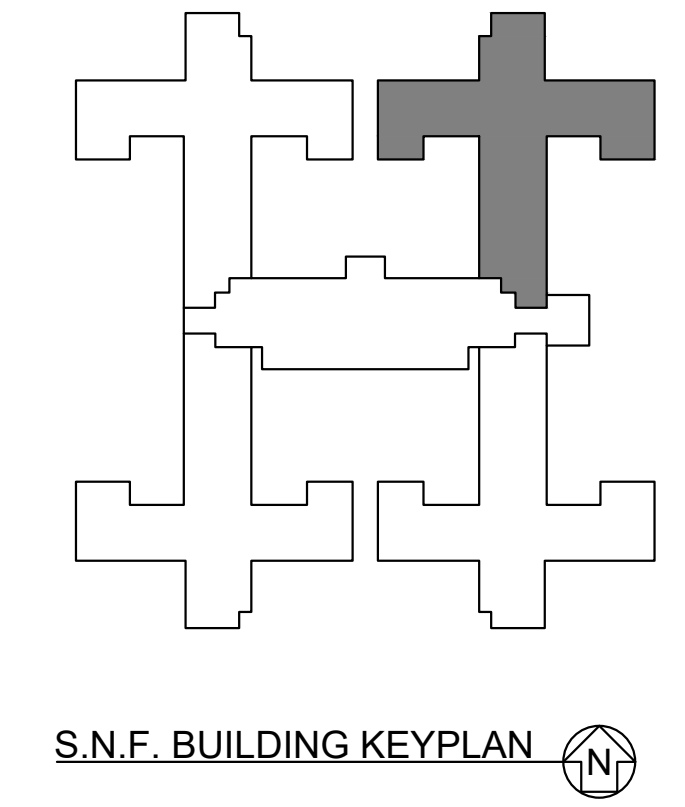
**LEGEND:**

- 8" CONCRETE WALL (5/A3.1)
- 2-1/2" SOLID PLASTER WALL (4A/A3.1, 4B/A3.1)
- 4" PLASTER ON METAL STUD
- RESILIENT TILE FLOOR
- DAMAGED AREA ON WALL
- DUPLEX OUTLET
- DUPLEX DOUBLE OUTLET
- WALL SWITCH
- WALL SWITCH SENSOR
- DATA OUTLET
- TELEPHONE
- WALL PENETRATION
- FLOOR DRAIN
- SECURITY PULL BOX
- FIRE PULL BOX
- FIRE EXTINGUISHER
- DOOR STOP
- WALL GRAB BAR
- ELECTRICAL PANEL
- COVERED OUTLETS

**FINISH SCHEDULE:**


ITEM	MANUFACTURER	PRODUCT	COLOR
DOOR & FRAME	DUNN EDWARDS	ARISTOSHIELD 50	SEMI-GLOSS DESERT GRAY
FLOOR	ARMSTRONG	VINYL COMPOSITION TILE	SMOOTH SANDRIFT WHITE
WALL	DUNN EDWARDS	SUPREMA	SEMI-GLOSS NAVAJO WHITE
CEILING	DUNN EDWARDS	SUPREMA	SEMI-GLOSS NAVAJO WHITE
PRIMER	DUNN EDWARDS	BLOCK-IT	
CABINET		PLASTIC-LAMINATE-CLAD	OAK

**UNIT 417 - FINISH AND CASEWORK PLAN**  
SCALE: 0 4 8 FEET 16  
1/8" = 1'-0"



DSA STAMP

State of California  
Department of General Services  
Real Estate Services Division  
**DGS**  
Project Management Branch  
707 Third Street, Suite 3-305  
Sacramento, California 95605  
Project Director:  
(916) 443-9848 (Phone)  
(916) 376-1677 (Fax)  
www.dgs.ca.gov



**JCCA J.C. CHANG & ASSOCIATES, INC.**  
ENGINEERS • ARCHITECTS • PLANNERS  
280 VAN NESS AVENUE, SUITE 208 PH: (310) 212-7844  
TORRANCE, CALIFORNIA 90501 FAX: (310) 212-6272

JCCA #17038-1

Issue: 18-S-1084-C-PI

No.	Date	Description
-	11/01/21	FINAL DRAWINGS V1
PH1	3/2/22	FINAL DRAWINGS V2
PH2	5/12/22	FINAL DRAWINGS V1
R1	6/3/22	FINAL DRWG - PH1 & 2

Project  
**DSH-METROPOLITAN SNF BLDG RE-ROOF LEAK DAMAGE REPAIR PROJECT**  
11401 Bloomfield Ave.  
Norwalk, CA 90650  
Los Angeles County

DGS PROJECT # DGS00000142412C  
SFM FAC #19-19-43-0002

Supervisor	Designed	Drawn	Checked
MJK		V.L.	MJK

Sheet Title  
**UNIT 417 FINISH AND CASEWORK PLAN**

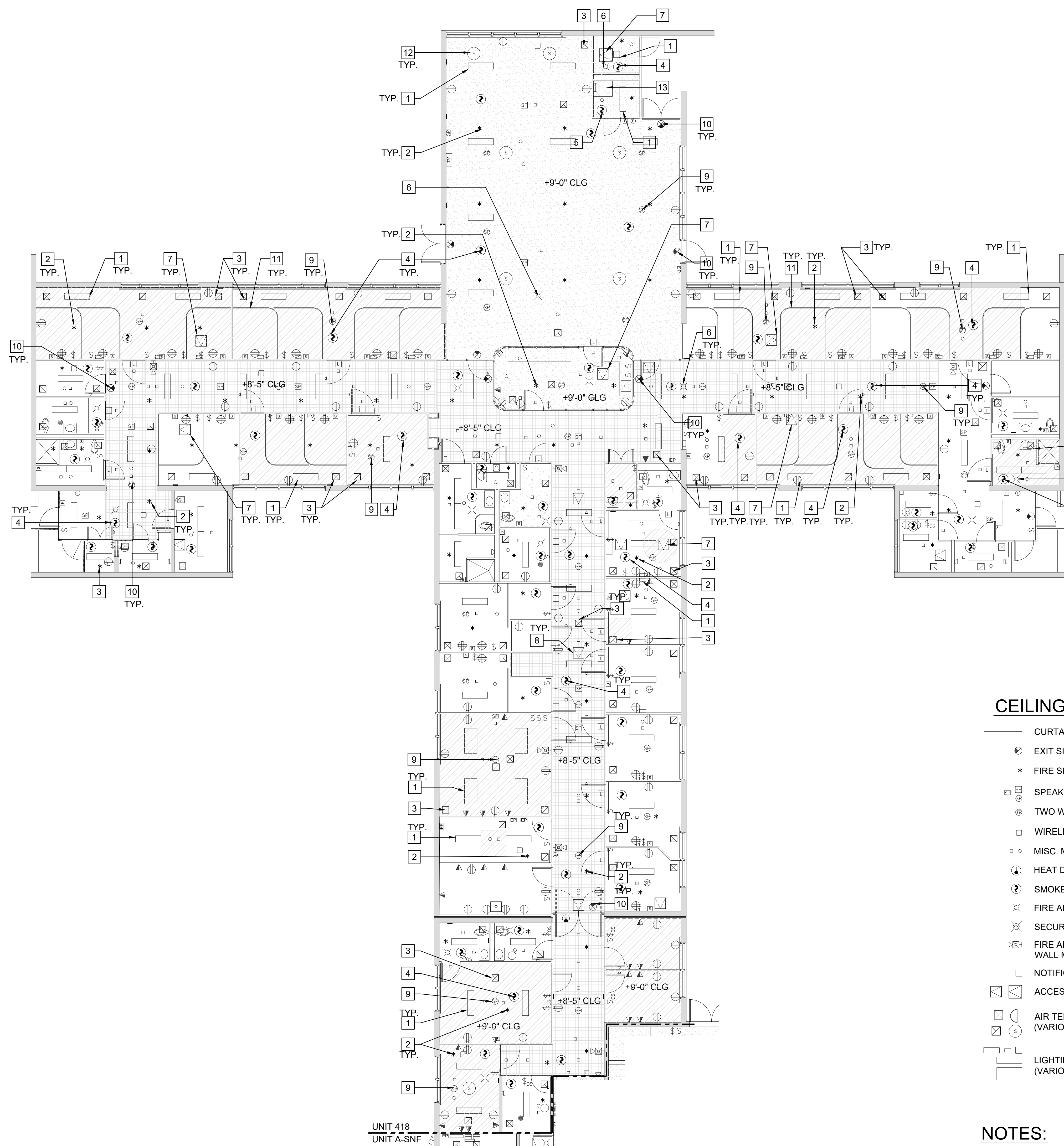
DSA Building Number --- Work Order ---

Reference North AS SHOWN  
Sheet Number

**A2.1.2**

DATE PLOTTED: 02 Jun 2022, 11:26 AM  
C:\PROJECTS\19-19-43-0002\Drawings\19-19-43-0002-12.dwg





**UNIT 418 - CEILING PLAN**  
 SCALE: 0 4 8 FEET 16  
 1/8" = 1'-0"

**NEW WORK KEYNOTES:**

- (E) - EXISTING  
 (N) - NEW
- CEILING MOUNTED LIGHT FIXTURE (N.I.C.) - (E) CONDUIT AND TERMINATION AT CEILING FINISH TO REMAIN FOR FUTURE LIGHT FIXTURE INSTALLATION. EXTEND CONDUIT WHEN THICKNESS OF CEILING FINISH CHANGED. (3) (5&7) (A3.3) (A3.3)
  - (E) FIRE SPRINKLER HEAD - LOWER F.S. HEAD WHEN THICKNESS OF CEILING FINISH CHANGED. REUSE (E) BRACKET TO ATTACH. PROVIDE THE MANUFACTURER'S APPROVED BRACKET WITH FURRING CHANNEL TO (E) CEILING FRAMING. (11) (A3.3) (6&8) (A3.3)
  - (E) AIR SUPPLY & RETURN GRILLE - REMOVE AND REINSTALL.
  - (E) CEILING MOUNTED SMOKE DETECTOR. REINSTALL AFTER CONSTRUCTION IS FINISHED.
  - (E) CEILING MOUNTED HEAT DETECTOR. REINSTALL AFTER CONSTRUCTION IS FINISHED.
  - (E) CEILING MOUNTED FIRE ALARM WITH COVER
  - PROVIDE 1 HR FIRE-RATED CEILING MOUNTED ACCESS DOOR & EXTENSION FRAME AT (E) SUPPORT FRAMING. (10) (A3.3)
  - NOT USED.
  - (E) RECESSED CEILING MOUNT SPEAKER. PROVIDE FIRE RATED HOUSING OR COVER.
  - (E) CEILING MOUNT EXIT SIGN - REMOVE AND REINSTALL. EXTEND CONDUIT WHEN THICKNESS OF CEILING FINISH CHANGED.
  - (E) CURTAIN TRACK - REMOVE AND REINSTALL AT (E) SUPPORT
  - (E) GRILLE FOR EXHAUST FAN. REINSTALL AT (E) SUPPORT.
  - (E) ROOF HATCH TO REMAIN.

**CEILING LEGEND:**


- CURTAIN TRACK ON CEILING
- EXIT SIGN
- \* FIRE SPRINKLER
- ⊞ SPEAKER
- ⊞ TWO WAY SPEAKER
- WIRELESS ACCESS POINTS
- MISC. MEP DEVICES
- ⊙ HEAT DETECTOR
- ⊙ SMOKE DETECTOR
- ⊙ FIRE ALARM STROBE
- ⊙ SECURITY STROBE
- ⊙ FIRE ALARM CHIME STROBE WALL MOUNTED
- ⊙ NOTIFICATION/CALL LIGHT
- ⊙ ACCESS PANEL
- ⊙ AIR TERMINALS (VARIOUS TYPES & SIZE)
- LIGHTING FIXTURES (VARIOUS TYPES & SIZE)

**WALL LEGEND:**

- 8" CONCRETE WALL (5) (A3.1)
- ▤ 2-1/2" SOLID PLASTER WALL (4A) (A3.1) (4B) (A3.1)
- ▤ 4" PLASTER ON METAL STUD

**NOTES:**

- PROVIDE FIRESTOP ASSEMBLY AT NEW AND EXISTING PENETRATIONS.
- PAINT CEILING ACROSS ENTIRE ROOM OR TO NATURAL BREAK POINT.
- REINSTALL (E) CEILING ACCESS PANELS TO ORIGINAL LOCATION AT EXISTING FRAME. PROVIDE (N) FRAMING AT THE CORRIDOR.
- ALL CEILING AND WALL-MOUNTED FIXTURES AND CONDUIT 12" FROM THE CEILING IN THE WORK AREA SHALL BE REMOVED, PROTECTED, AND REINSTALLED.
- WHEN DISCONNECTION OF FIRE PROTECTION SYSTEM AND UTILITY SERVICE IS REQUIRED, INFORM DATE AND PERIOD TO FACILITY MANAGER AND PROJECT ARCHITECT IN ADVANCE.
- FIELD VERIFY ALL UTILITY AND FIRE PROTECTION SYSTEMS ARE WORKING PROPERLY BEFORE BEGINNING OF PROJECT. NOTIFY THE FACILITY MANAGER AND PROJECT ARCHITECT IF ANY SYSTEM DOES NOT FUNCTION.



DSA STAMP

State of California  
 Department of General Services  
 Real Estate Services Division

**Project Management Branch**  
 707 Third Street, Suite 3-305  
 Sacramento, California 95605  
 Project Director:  
 (916) 443-9848 (Phone)  
 (916) 376-1677 (Fax)  
 www.dgs.ca.gov

**JCCA J.C. CHANG & ASSOCIATES, INC.**  
 ENGINEERS • ARCHITECTS • PLANNERS  
 280 VANNESS AVENUE, SUITE 208 PH: (310) 212-7844  
 TORRANCE, CALIFORNIA 90501 FAX: (310) 212-8272

JCCA #17038-1

Issue: 18-S-1084-C-PI

No.	Date	Description
-	11/01/21	FINAL DRAWINGS V1
PH1	3/2/22	FINAL DRAWINGS V2
PH2	5/12/22	FINAL DRAWINGS V1
R1	6/3/22	FINAL DRWGS - PH1 & 2

Project  
**DSH-METROPOLITAN SNF BLDG RE-ROOF LEAK DAMAGE REPAIR PROJECT**  
 11401 Bloomfield Ave.  
 Norwalk, CA 90650  
 Los Angeles County

DGS PROJECT # DGS00000142412C  
 SFM FAC #19-19-43-0002

Supervisor	Designed	Drawn	Checked
MJK		V.L.	MJK

File Date	Vault File Number
-	-

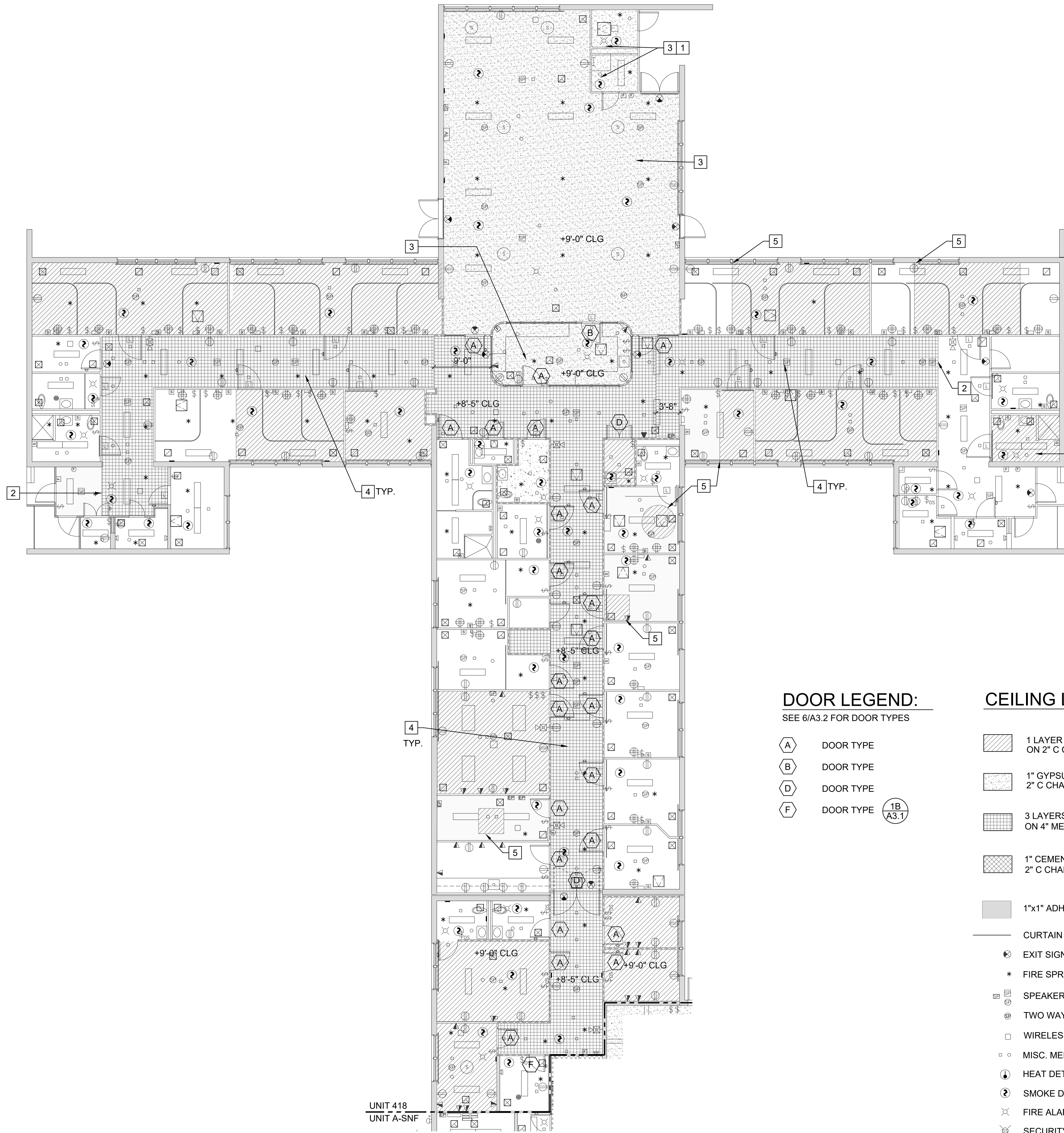
Sheet Title  
**UNIT 418 CEILING PLAN**

DSA Building Number	Work Order
-	-

Reference North	Sheet Scale
AS SHOWN	AS SHOWN

Sheet Number  
**A2.2**

DATE/TIME: 03 Jun 2022, 11:25AM  
 USER: P:\1919\1919-19-43-0002\Repair\_SNF\_DSH-Metro\CAD\170381A2.2.dwg



**NEW WORK KEYNOTES:**

- (E) - EXISTING  
(N) - NEW
- PAINT CEILING FINISH. PROVIDE PRIMER SUITABLE FOR SUBSTRATE AND MIN. 3 COATS OF PAINT. VOC CONTENT SHALL BE ZERO OR NO MORE THAN 50 G/L. COLOR SELECTED BY FACILITY MANAGER FROM THE MANUFACTURER'S FULL SELECTION.
  - SOFFIT. (9/A3.3)
  - REMOVE WATER DAMAGED METAL LATH. (E) CEILING SUPPORT TO REMAIN AND PROTECT. PROVIDE PLASTER TO MATCH (E) MATERIAL AND THICKNESS. (2&3/A3.2)
  - PROVIDE FIRESTOP SEALANT TO ALL PENETRATION. (HILTI CP 606, FS-ONE MAX, OR UL CERTIFIED APPROVED EQUAL)
  - SCREW (N) DRYWALL TO CHANNELS ALL SIDES. PROVIDE FRAMING UNDERNEATH IF NEEDED. SEAL JOINTS WITH COMPOUND AND REINFORCED TAPE. LEVEL 5 FOR EXPOSED FINISH. LEVEL 4 OR 3 FOR ACOUSTIC TILE CEILING. (4&5/A3.2)

**DOOR LEGEND:**  
SEE 6/A3.2 FOR DOOR TYPES

- (A) DOOR TYPE
- (B) DOOR TYPE
- (D) DOOR TYPE
- (F) DOOR TYPE (1B/A3.1)

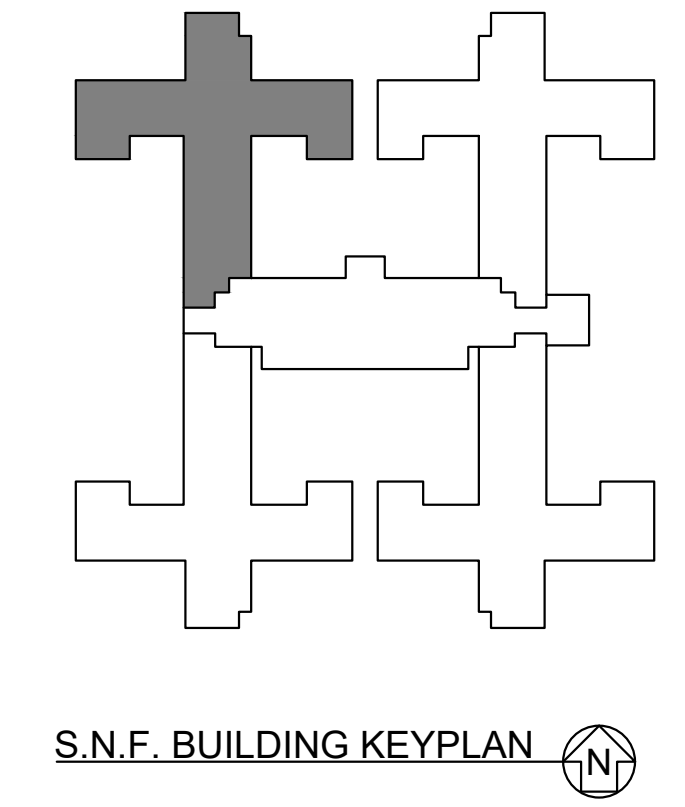
**CEILING LEGEND:**

- 1 LAYER OF 5/8" TYPE C GYPSUM BOARD ON 2" C CHANNEL AND 7/8" HAT CHANNEL (4&5/A3.2)
- 1" GYPSUM PLASTER ON METAL LATH 2" C CHANNEL AND 3/4" C CHANNEL (2&3/A3.2)
- 3 LAYERS OF 5/8" TYPE 'X' GYPSUM BOARD ON 4" METAL CEILING JOIST (3A/A3.1, 3B/A3.1)
- 1" CEMENT PLASTER ON METAL LATH 2" C CHANNEL AND 3/4" C CHANNEL (2&3/A3.2)

**WALL LEGEND:**

- 8" CONCRETE WALL (5/A3.1)
- 2-1/2" SOLID PLASTER WALL (4A/A3.1, 4B/A3.1)
- 4" PLASTER ON METAL STUD

**UNIT 418 - CEILING FINISH PLAN**  
SCALE: 0 4 8 FEET 16  
1/8" = 1'-0"



DSA STAMP

State of California  
Department of General Services  
Real Estate Services Division

**Project Management Branch**  
707 Third Street, Suite 3-305  
Sacramento, California 95605  
Project Director:  
(916) 443-9848 (Phone)  
(916) 376-1677 (Fax)  
www.dgs.ca.gov

**JCCA J.C. CHANG & ASSOCIATES, INC.**  
ENGINEERS • ARCHITECTS • PLANNERS  
280 WILSON AVENUE, SUITE 208  
Torrance, California 90501 PH (310) 212-7844  
FAX (310) 212-8272

JCCA #17038-1

Issue: 18-S-1084-C-PI

No.	Date	Description
-	11/01/21	FINAL DRAWINGS V1
PH1	3/2/22	FINAL DRAWINGS V2
PH2	5/12/22	FINAL DRAWINGS V1
R1	6/3/22	FINAL DRWGS - PH1 & 2

Project  
**DSH-METROPOLITAN SNF BLDG RE-ROOF LEAK DAMAGE REPAIR PROJECT**  
11401 Bloomfield Ave.  
Norwalk, CA. 90650  
Los Angeles County  
DGS PROJECT # DGS00000142412C  
SFM FAC #19-19-43-0002

Supervisor	Designed	Drawn	Checked
MJK		V.L.	MJK

File Date: - Vault File Number: -

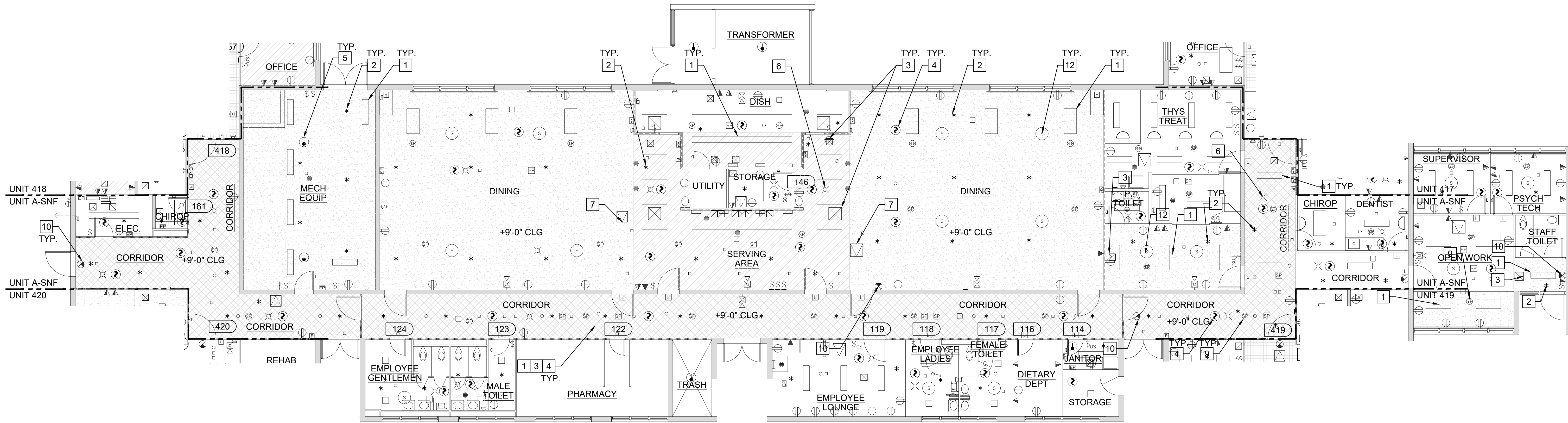
Sheet Title  
**UNIT 418 CEILING FINISH PLAN**

Reference North	Sheet Scale
	AS SHOWN

Sheet Number  
**A2.2.1**

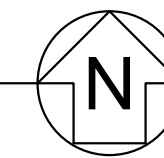
DATE/TIME: 02 Jun 2022, 11:25AM  
FILE: P:\1919-19-43-0002\Repair\_SNF\_DSH-Metro\CAD\170381A2.2.dwg





**UNIT A SNF - CEILING PLAN**

SCALE: 0 4 8 FEET 16  
1/8" = 1'-0"



**CEILING LEGEND:**

- CURTAIN TRACK ON CEILING
- ⊙ EXIT SIGN
- \* FIRE SPRINKLER
- ⊞ SPEAKER
- ⊞ TWO WAY SPEAKER
- WIRELESS ACCESS POINTS
- MISC. MEP DEVICES
- ⊙ HEAT DETECTOR
- ⊙ SMOKE DETECTOR
- ⊙ FIRE ALARM STROBE
- ⊙ SECURITY STROBE
- ⊙ FIRE ALARM CHIME STROBE WALL MOUNTED
- ⊙ NOTIFICATION/CALL LIGHT
- ⊙ ACCESS PANEL
- ⊙ AIR TERMINALS (VARIOUS TYPES & SIZE)
- LIGHTING FIXTURES (VARIOUS TYPES & SIZE)

**WALL LEGEND:**

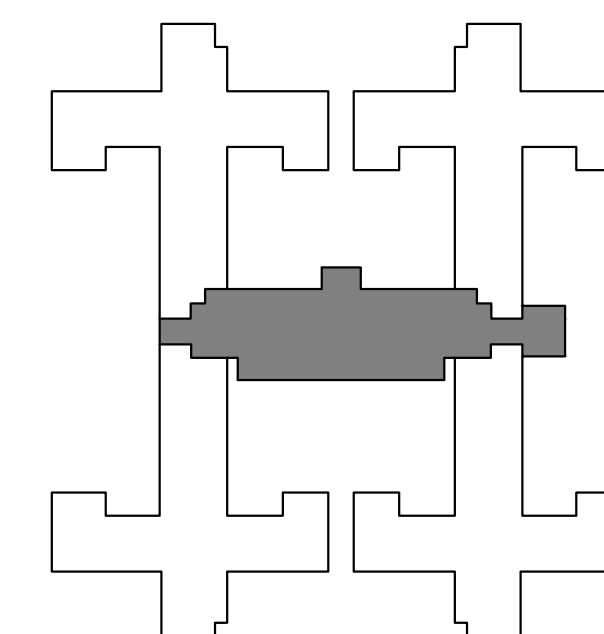
- 8" CONCRETE WALL (5) A3.1
- 2-1/2" SOLID PLASTER WALL (4A) (4B) A3.1 A3.1
- 4" PLASTER ON METAL STUD

**NEW WORK KEYNOTES:**

- (E) - EXISTING  
(N) - NEW
- 1 CEILING MOUNTED LIGHT FIXTURE (N.I.C.) - (E) CONDUIT AND TERMINATION AT CEILING FINISH TO REMAIN FOR FUTURE LIGHT FIXTURE INSTALLATION. EXTEND CONDUIT WHEN THICKNESS OF CEILING FINISH CHANGED. (3) (5&7) A3.3 A3.3
- 2 (E) FIRE SPRINKLER HEAD - LOWER F.S. HEAD WHEN THICKNESS OF CEILING FINISH CHANGED. REUSE (E) BRACKET TO ATTACH. PROVIDE THE MANUFACTURER'S APPROVED BRACKET WITH FURRING CHANNEL TO (E) CEILING FRAMING. (1) A3.3
- 3 (E) AIR SUPPLY & RETURN GRILLE - REMOVE AND REINSTALL. (6&8) A3.3
- 4 (E) CEILING MOUNTED SMOKE DETECTOR. REINSTALL AFTER CONSTRUCTION IS FINISHED.
- 5 (E) CEILING MOUNTED HEAT DETECTOR. REINSTALL AFTER CONSTRUCTION IS FINISHED.
- 6 (E) CEILING MOUNTED FIRE ALARM WITH COVER
- 7 PROVIDE 1 HR FIRE-RATED CEILING MOUNTED ACCESS DOOR & EXTENSION FRAME AT (E) SUPPORT FRAMING. (10) A3.3
- 8 NOT USED.
- 9 (E) RECESSED CEILING MOUNT SPEAKER. PROVIDE FIRE RATED HOUSING OR COVER.
- 10 (E) CEILING MOUNT EXIT SIGN - REMOVE AND REINSTALL. EXTEND CONDUIT WHEN THICKNESS OF CEILING FINISH CHANGED.
- 11 (E) CURTAIN TRACK - REMOVE AND REINSTALL AT (E) SUPPORT
- 12 (E) GRILLE FOR EXHAUST FAN. REINSTALL AT (E) SUPPORT.

**NOTES:**


1. PROVIDE FIRESTOP ASSEMBLY AT NEW AND EXISTING PENETRATIONS.
2. PAINT CEILING ACROSS ENTIRE ROOM OR TO NATURAL BREAK POINT.
3. REINSTALL (E) CEILING ACCESS PANELS TO ORIGINAL LOCATION AT EXISTING FRAME. PROVIDE (N) FRAMING AT THE CORRIDOR.
4. ALL CEILING AND WALL-MOUNTED FIXTURES AND CONDUIT 12" FROM THE CEILING IN THE WORK AREA SHALL BE REMOVED, PROTECTED, AND REINSTALLED.
5. WHEN DISCONNECTION OF FIRE PROTECTION SYSTEM AND UTILITY SERVICE IS REQUIRED, INFORM DATE AND PERIOD TO FACILITY MANAGER AND PROJECT ARCHITECT IN ADVANCE.
6. FIELD VERIFY ALL UTILITY AND FIRE PROTECTION SYSTEMS ARE WORKING PROPERLY BEFORE BEGINNING OF PROJECT. NOTIFY THE FACILITY MANAGER AND PROJECT ARCHITECT IF ANY SYSTEM DOES NOT FUNCTION.



S.N.F. BUILDING KEYPLAN

DSA STAMP

State of California  
Department of General Services  
Real Estate Services Division  
**DGS**  
Project Management Branch  
707 Third Street, Suite 3-305  
Sacramento, California 95605  
Project Director:  
(916) 443-9848 (Phone)  
(916) 376-1677 (Fax)  
www.dgs.ca.gov



**JCCA J.C. CHANG & ASSOCIATES, INC.**  
ENGINEERS • ARCHITECTS • PLANNERS  
280 WILMERS AVENUE, SUITE 208 PH: (310) 212-7844  
TORRANCE, CALIFORNIA 90501 FAX: (310) 212-8272

JCCA #17038-1

No.	Date	Description
-	11/01/21	FINAL DRAWINGS V1
PH1	3/2/22	FINAL DRAWINGS V2
PH2	5/12/22	FINAL DRAWINGS V1
R1	6/3/22	FINAL DRWGS - PH1 & 2

Project  
**DSH-METROPOLITAN SNF BLDG RE-ROOF LEAK DAMAGE REPAIR PROJECT**

11401 Bloomfield Ave.  
Norwalk, CA 90650  
Los Angeles County

DGS PROJECT # DGS00000142412C  
SFM FAC #19-19-43-0002

Supervisor	Designed	Drawn	Checked
MJK		V.L.	MJK

File Date  
Vault File Number

Sheet Title  
**UNIT A SNF CEILING PLAN**

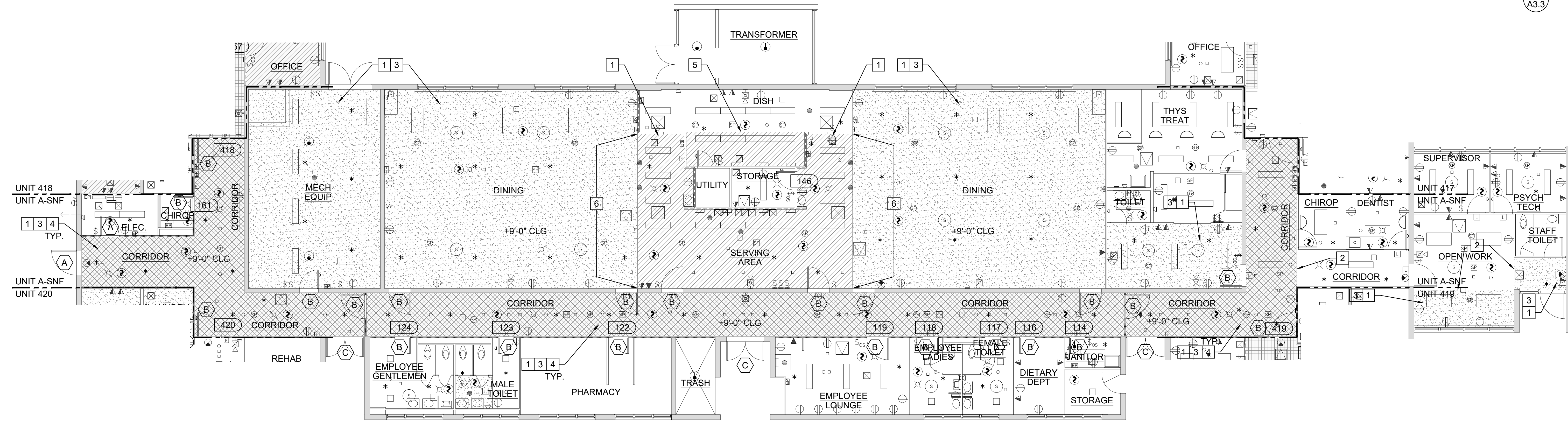
DSA Building Number	Work Order
-	-

Reference North  
Sheet Scale  
**AS SHOWN**  
Sheet Number  
**A2.3**

DATE/TIME: 02 Jun 2022, 11:05AM  
C:\Users\p19345\OneDrive\Work\Projects\SNF\DSH-Metro\CA\1710381\A2.3.dwg

**NEW WORK KEYNOTES:**

- (E) - EXISTING
- (N) - NEW
- 1 PAINT CEILING FINISH. PROVIDE PRIMER SUITABLE FOR SUBSTRATE AND MIN. 3 COATS OF PAINT. VOC CONTENT SHALL BE ZERO OR NO MORE THAN 50 G/L. COLOR SELECTED BY FACILITY MANAGER FROM THE MANUFACTURER'S FULL SELECTION.
- 2 PATCH PLASTER. FIND A NATURAL BREAK POINT FOR JOINT. (1/A3.3)
- 3 REMOVE WATER DAMAGED METAL LATH. (E) CEILING SUPPORT TO REMAIN AND PROTECT. PROVIDE PLASTER TO MATCH (E) MATERIAL AND THICKNESS. (2&3/A3.2)
- 4 PROVIDE FIRESTOP SEALANT TO ALL PENETRATION. (HILTI CP 606, FS-ONE MAX, OR UL CERTIFIED APPROVED EQUAL)
- 5 SCREW (N) DRYWALL TO CHANNELS ALL SIDES. PROVIDE FRAMING UNDERNEATH IF NEEDED. SEAL JOINTS WITH COMPOUND AND REINFORCED TAPE. LEVEL 5 FOR EXPOSED FINISH. LEVEL 4 OR 3 FOR ACOUSTIC TILE CEILING. (4&5/A3.2)
- 6 CEILING FINISH TRANSITION. PROVIDE APPROPRIATE METAL TRIM FOR FINISHES. APPLY FOOD GRADE SEALANT. (2/A3.3)



**UNIT A SNF - CEILING FINISH PLAN**  
 SCALE: 0 4 8 FEET 16  
 1/8" = 1'-0"

**DOOR LEGEND:**

- SEE 6/A3.2 FOR DOOR TYPES
- (A) DOOR TYPE
  - (B) DOOR TYPE
  - (C) DOOR TYPE

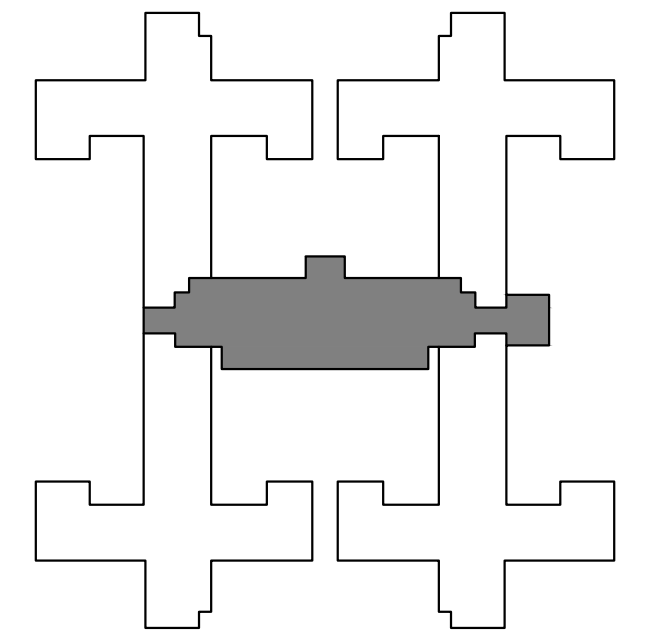
**CEILING LEGEND:**

- 1 LAYER OF 5/8" TYPE C GYPSUM BOARD ON 2" C CHANNEL AND 7/8" HAT CHANNEL (4&5/A3.2)
- 1" GYPSUM PLASTER ON METAL LATH 2" C CHANNEL AND 3/4" C CHANNEL (2&3/A3.2)
- 3 LAYERS OF 5/8" TYPE 'X' GYPSUM BOARD ON 4" METAL CEILING JOIST (3A/A3.1, 3B/A3.1)
- 1" CEMENT PLASTER ON METAL LATH 2" C CHANNEL AND 3/4" C CHANNEL (2&3/A3.2)
- 1"x1" ADHERED ACOUSTIC TILES ON CEILING
- CURTAIN TRACK ON CEILING
- EXIT SIGN
- FIRE SPRINKLER
- SPEAKER
- TWO WAY SPEAKER
- WIRELESS ACCESS POINTS
- MISC. MEP DEVICES
- HEAT DETECTOR

- SMOKE DETECTOR
- FIRE ALARM STROBE
- SECURITY STROBE
- FIRE ALARM CHIME STROBE WALL MOUNTED
- NOTIFICATION/CALL LIGHT
- ACCESS PANEL
- AIR TERMINALS (VARIOUS TYPES & SIZE)
- LIGHTING FIXTURES (VARIOUS TYPES & SIZE)

**WALL LEGEND:**

- 8" CONCRETE WALL (5/A3.1)
- 2-1/2" SOLID PLASTER WALL (4A/A3.1, 4B/A3.1)
- 4" PLASTER ON METAL STUD



DSA STAMP

State of California  
 Department of General Services  
 Real Estate Services Division

**DGS**

**Project Management Branch**  
 707 Third Street, Suite 3-305  
 Sacramento, California 95605  
 Project Director:  
 (916) 443-9848 (Phone)  
 (916) 376-1677 (Fax)  
 www.dgs.ca.gov

REGISTERED ARCHITECT  
 J.C. CHANG & ASSOCIATES, INC.  
 No. C-37614  
 Exp. 1/31/23  
 STATE OF CALIFORNIA

**JCCA** J.C. CHANG & ASSOCIATES, INC.  
 ENGINEERS • ARCHITECTS • PLANNERS  
 280 WILSON AVENUE, SUITE 208  
 TORRANCE, CALIFORNIA 90501 PH (310) 212-7844  
 FAX (310) 212-8272

JCCA #17038-1

Issue: 18-S-1084-C-PI

No.	Date	Description
-	11/01/21	FINAL DRAWINGS V1
PH1	3/2/22	FINAL DRAWINGS V2
PH2	5/12/22	FINAL DRAWINGS V1
R1	6/3/22	FINAL DRWGS - PH1 & 2

Project  
**DSH-METROPOLITAN SNF BLDG RE-ROOF LEAK DAMAGE REPAIR PROJECT**  
 11401 Bloomfield Ave.  
 Norwalk, CA. 90650  
 Los Angeles County  
 DGS PROJECT # DGS00000142412C  
 SFM FAC #19-19-43-0002

Supervisor	Designed	Drawn	Checked
MJK		V.L.	MJK

File Date: - Vault File Number: -

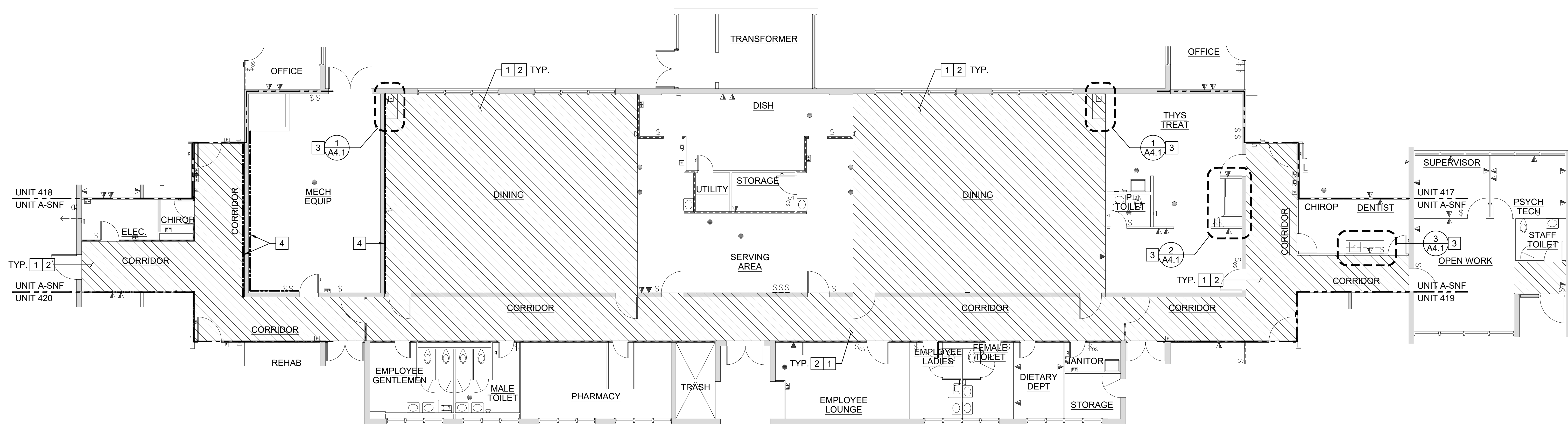
Sheet Title  
**UNIT A SNF CEILING FINISH PLAN**

DSA Building Number	Work Order
-	-

Reference North	Sheet Scale
(North Arrow)	AS SHOWN

Sheet Number  
**A2.3.1**

DATE/TIME: 02 Jan 2022, 11:05AM  
 USER: P:\1919\1919-19-43-0002\Repair\_SNF\_DSH-Metro\CAD\170381A2.3.dwg



**UNIT A SNF - FINISH AND CASEWORK PLAN**

SCALE: 0 4 8 FEET 16  
1/8" = 1'-0"

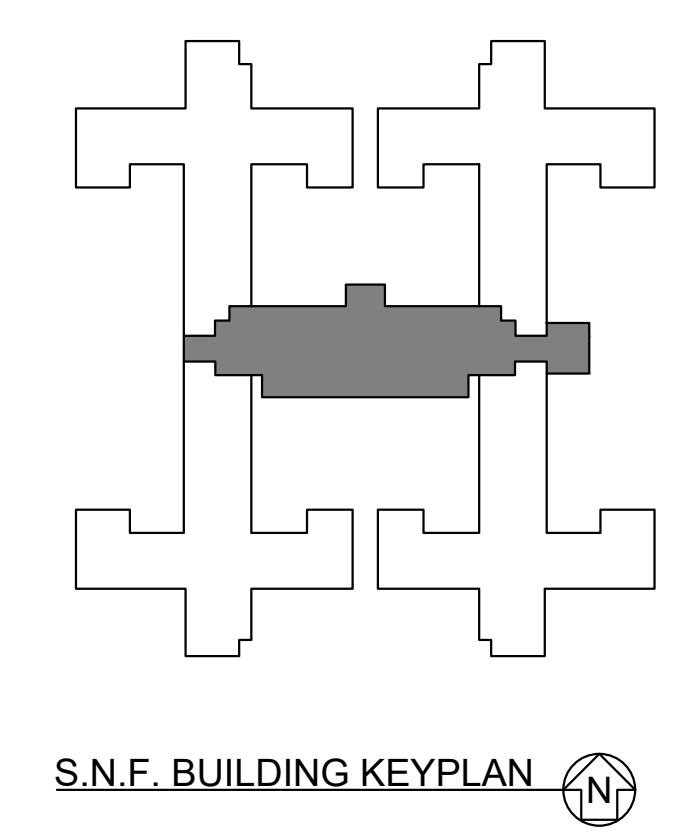
N

**NOTES:**

1. SEE FINISH SCHEDULE AND LEGEND ON SHEET A2.1.2.

**NEW WORK KEYNOTES:**

- (E) - EXISTING
  - (N) - NEW
- 1 PROVIDE VINYL COMPOSITION TILES. SEE FINISH SCHEDULE FOR COLOR AND MANUFACTURER. 3  
A3.4
  - 2 PROVIDE MIN. 3 COATS OF PAINT WITH PROPER PRIMER FOR SUBSTRATE.
  - 3 PROVIDE CASEWORK. SEE ELEVATION ON SHEET A4.1 FOR INFORMATION. SEE FINISH SCHEDULE FOR COLOR. -  
A4.1
  - 4 REPAIR WALL WITH SAME MATERIAL. INFORM PM AT DGS AND DSH IF WALL REQUIRED REPAIR MORE THAN FINISHES. SEE DETAILS 3A/A3.1, 4/A3.1, AND 5/A3.1 FOR FINISH AND WALL INFORMATION.




DSA STAMP

State of California  
Department of General Services  
Real Estate Services Division

**DGS**

**Project Management Branch**  
707 Third Street, Suite 3-305  
Sacramento, California 95605  
Project Director:  
(916) 443-8848 (Phone)  
(916) 376-1677 (Fax)  
www.dgs.ca.gov



**JCCA J.C. CHANG & ASSOCIATES, INC.**  
ENGINEERS • ARCHITECTS • PLANNERS  
285 W. WILSON AVENUE, SUITE 208 PH (310) 212-7844  
Torrance, California 90501 FAX (310) 212-6272

JCCA #17038-1

Issue: 18-S-1084-C-PI

No.	Date	Description
-	11/01/21	FINAL DRAWINGS V1
PH1	3/2/22	FINAL DRAWINGS V2
PH2	5/12/22	FINAL DRAWINGS V1
R1	6/3/22	FINAL DRWGS - PH1 & 2

Project  
**DSH-METROPOLITAN SNF BLDG RE-ROOF LEAK DAMAGE REPAIR PROJECT**

11401 Bloomfield Ave.  
Norwalk, CA. 90650  
Los Angeles County

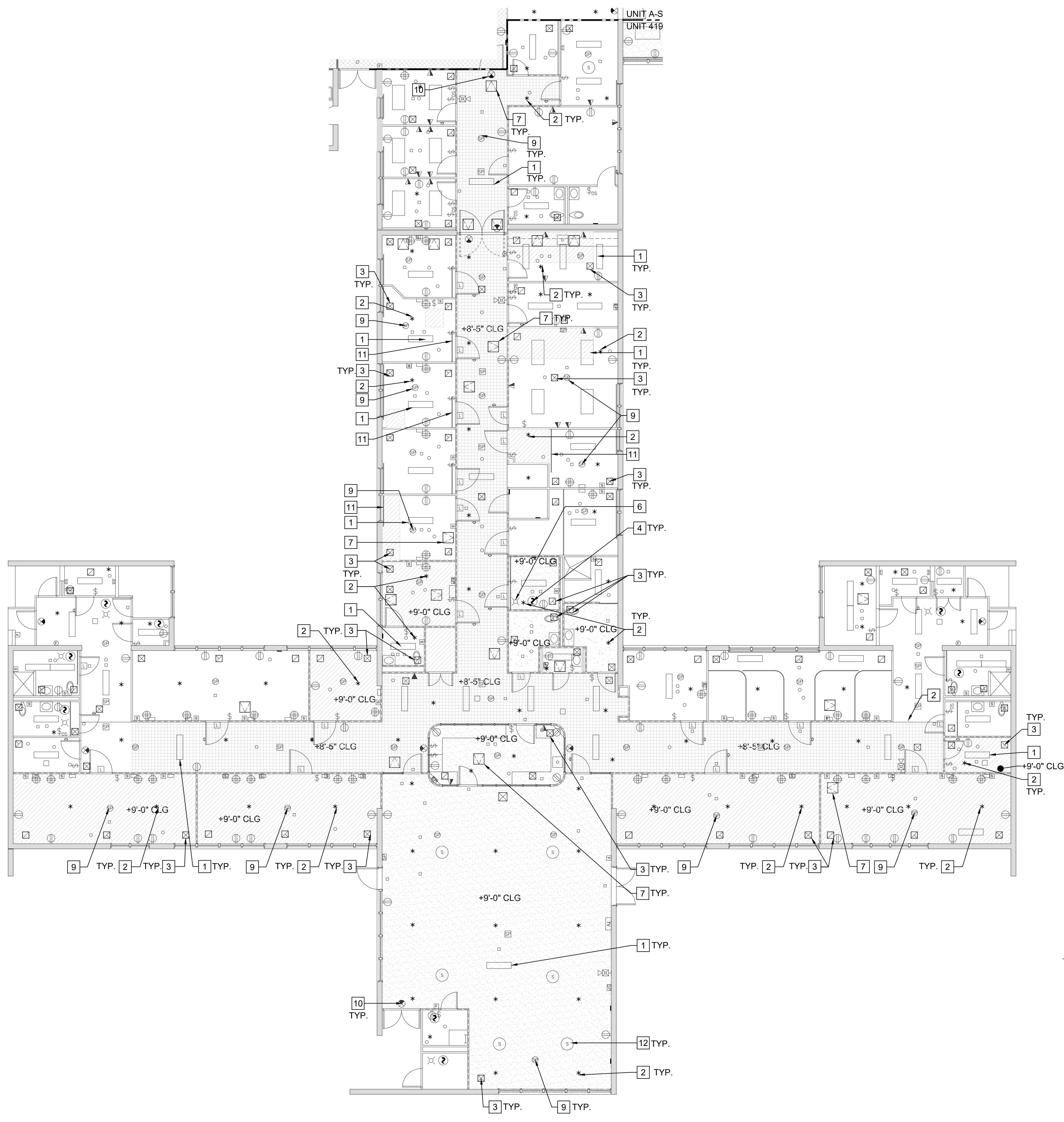
DGS PROJECT # DGS00000142412C  
SFM FAC #19-19-43-0002

Supervisor	Designed	Drawn	Checked
MJK		V.L.	MJK

File Date	Vault File Number
-	-

Sheet Title	
UNIT A SNF FINISH AND CASEWORK PLAN	
DSA Building Number	Work Order
Reference North	Sheet Scale
	AS SHOWN
	Sheet Number
	<b>A2.3.2</b>

DATE PLOTTED: 02 Jun 2022, 11:25AM  
C:\PROJECTS\19-19-43-0002\Drawings\19-19-43-0002-A2.3.2.dwg



**UNIT 419 - CEILING PLAN**  
 SCALE: 0 4 8 FEET 16  
 1/8" = 1'-0"

**WALL LEGEND:**

- 8" CONCRETE WALL (5/A3.1)
- 2-1/2" SOLID PLASTER WALL (4A/A3.1, 4B/A3.1)
- 4" PLASTER ON METAL STUD

**NEW WORK KEYNOTES:**

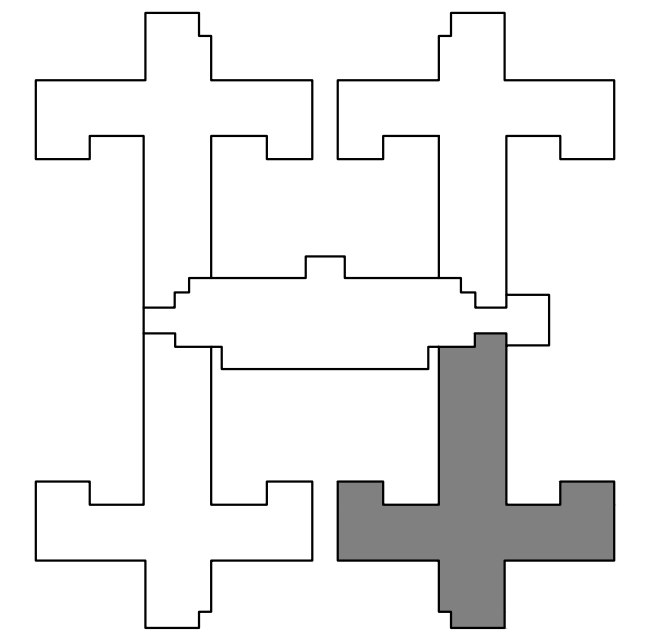
- (E) - EXISTING  
(N) - NEW
- 1 CEILING MOUNTED LIGHT FIXTURE (N.I.C.) - (E) CONDUIT AND TERMINATION AT CEILING FINISH TO REMAIN FOR FUTURE LIGHT FIXTURE INSTALLATION. EXTEND CONDUIT WHEN THICKNESS OF CEILING FINISH CHANGED. (3/A3.3, 5/87/A3.3)
- 2 (E) FIRE SPRINKLER HEAD - LOWER F.S. HEAD WHEN THICKNESS OF CEILING FINISH CHANGED. REUSE (E) BRACKET TO ATTACH. PROVIDE THE MANUFACTURER'S APPROVED BRACKET WITH FURRING CHANNEL TO (E) CEILING FRAMING. (11/A3.3)
- 3 (E) AIR SUPPLY & RETURN GRILLE - REMOVE AND REINSTALL (6/8/A3.3)
- 4 (E) CEILING MOUNTED SMOKE DETECTOR. REINSTALL AFTER CONSTRUCTION IS FINISHED.
- 5 (E) CEILING MOUNTED HEAT DETECTOR. REINSTALL AFTER CONSTRUCTION IS FINISHED.
- 6 (E) CEILING MOUNTED FIRE ALARM WITH COVER
- 7 PROVIDE 1 HR FIRE-RATED CEILING MOUNTED ACCESS DOOR & EXTENSION FRAME AT (E) SUPPORT FRAMING. (10/A3.3)
- 8 NOT USED.
- 9 (E) RECESSED CEILING MOUNT SPEAKER. PROVIDE FIRE RATED HOUSING OR COVER.
- 10 (E) CEILING MOUNT EXIT SIGN - REMOVE AND REINSTALL. EXTEND CONDUIT WHEN THICKNESS OF CEILING FINISH CHANGED.
- 11 (E) CURTAIN TRACK - REMOVE AND REINSTALL AT (E) SUPPORT
- 12 (E) GRILLE FOR EXHAUST FAN. REINSTALL AT (E) SUPPORT.

**NOTES:**

1. PROVIDE FIRESTOP ASSEMBLY AT NEW AND EXISTING PENETRATIONS.
2. PAINT CEILING ACROSS ENTIRE ROOM OR TO NATURAL BREAK POINT.
3. REINSTALL (E) CEILING ACCESS PANELS TO ORIGINAL LOCATION AT EXISTING FRAME. PROVIDE (N) FRAMING AT THE CORRIDOR.
4. ALL CEILING AND WALL-MOUNTED FIXTURES AND CONDUIT 12" FROM THE CEILING IN THE WORK AREA SHALL BE REMOVED, PROTECTED, AND REINSTALLED.
5. WHEN DISCONNECTION OF FIRE PROTECTION SYSTEM AND UTILITY SERVICE IS REQUIRED, INFORM DATE AND PERIOD TO FACILITY MANAGER AND PROJECT ARCHITECT IN ADVANCE.
6. FIELD VERIFY ALL UTILITY AND FIRE PROTECTION SYSTEMS ARE WORKING PROPERLY BEFORE BEGINNING OF PROJECT. NOTIFY THE FACILITY MANAGER AND PROJECT ARCHITECT IF ANY SYSTEM DOES NOT FUNCTION.

**CEILING LEGEND:**

- CURTAIN TRACK ON CEILING
- EXIT SIGN
- FIRE SPRINKLER
- SPEAKER
- TWO WAY SPEAKER
- WIRELESS ACCESS POINTS
- MISC. MEP DEVICES
- HEAT DETECTOR
- SMOKE DETECTOR
- FIRE ALARM STROBE
- SECURITY STROBE
- FIRE ALARM CHIME STROBE WALL MOUNTED
- NOTIFICATION/CALL LIGHT
- ACCESS PANEL
- AIR TERMINALS (VARIOUS TYPES & SIZE)
- LIGHTING FIXTURES (VARIOUS TYPES & SIZE)



S.N.F. BUILDING KEYPLAN

DSA STAMP

State of California  
 Department of General Services  
 Real Estate Services Division

**Project Management Branch**  
 707 Third Street, Suite 3-305  
 Sacramento, California 95605  
 Project Director:  
 (916) 443-9848 (Phone)  
 (916) 376-1677 (Fax)  
 www.dgs.ca.gov

**JCCA #17038-1**  
 J.C. CHANG & ASSOCIATES, INC.  
 ENGINEERS • ARCHITECTS • PLANNERS  
 250 WILSON AVENUE, SUITE 208  
 TORRANCE, CALIFORNIA 90501 PH (310) 212-7844  
 FAX (310) 212-8272

No.	Date	Description
-	11/01/21	FINAL DRAWINGS V1
PH1	3/2/22	FINAL DRAWINGS V2
PH2	5/12/22	FINAL DRAWINGS V1
R1	6/3/22	FINAL DRWGS - PH1 & 2

Project  
**DSH-METROPOLITAN  
 SNF BLDG  
 RE-ROOF LEAK  
 DAMAGE REPAIR  
 PROJECT**

11401 Bloomfield Ave.  
 Norwalk, CA. 90650  
 Los Angeles County

DGS PROJECT # DGS00000142412C  
 SFM FAC #19-19-43-0002

Supervisor	Designed	Drawn	Checked
MJK		V.L.	MJK

File Date  
 Vault File Number

Sheet Title  
**UNIT 419  
 CEILING PLAN**

DSA Building Number	Work Order
-	-

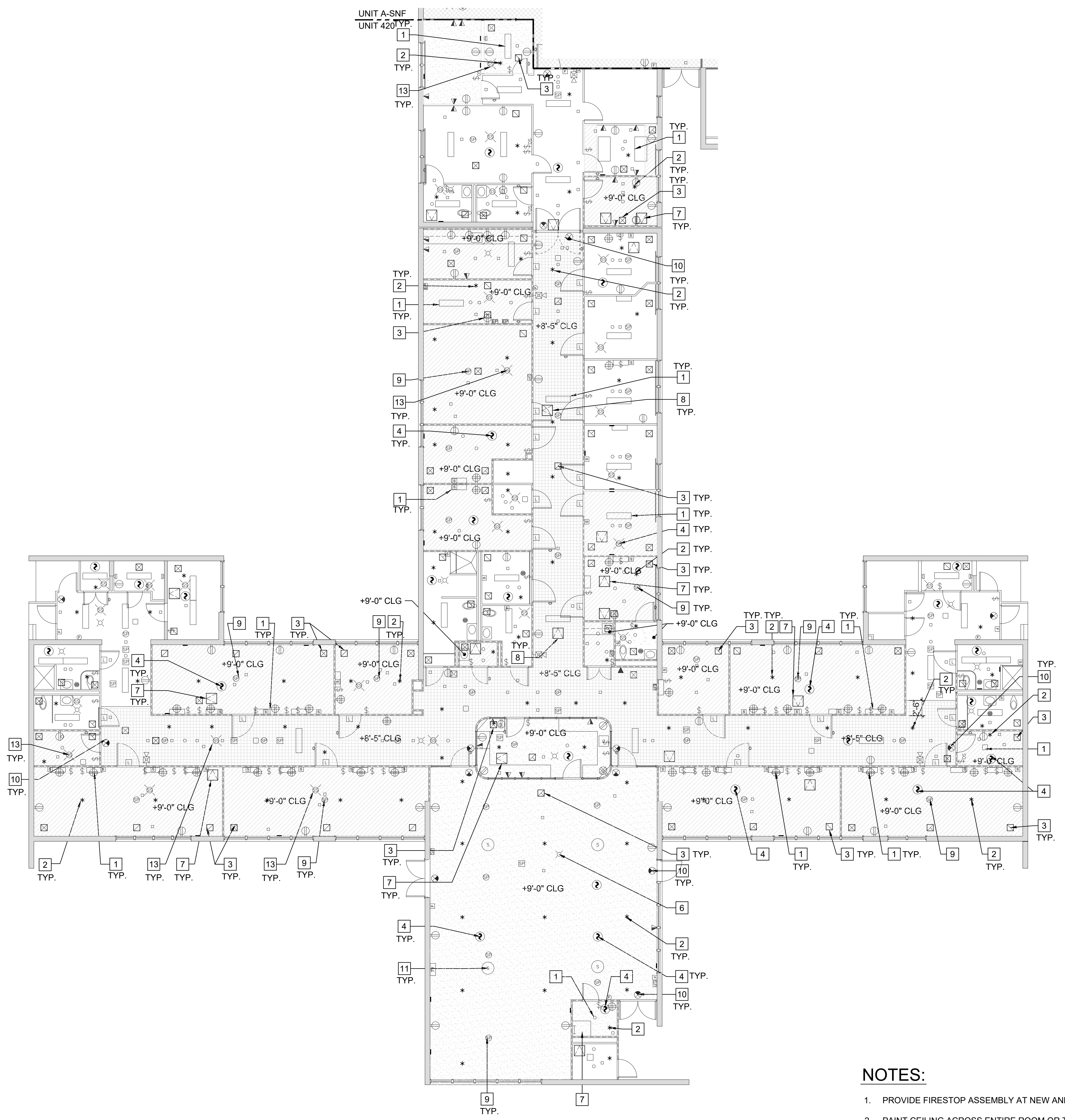
Reference North  
 Sheet Scale  
**AS SHOWN**  
 Sheet Number  
**A2.4**

DATE/TIME: 03 Jun 2022, 11:05AM  
 USER: P:\1919\1919-19-43-0002\Repair\_SNF\_DSH-Metro\CAD\170381A2.4.dwg



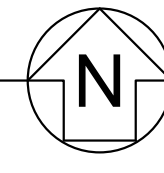






**UNIT 420 - CEILING PLAN**

SCALE: 0 4 8 FEET 16  
1/8" = 1'-0"



**WALL LEGEND:**

- 8" CONCRETE WALL (5/A3.1)
- 2-1/2" SOLID PLASTER WALL (4A/A3.1, 4B/A3.1)
- 4" PLASTER ON METAL STUD

**CEILING LEGEND:**


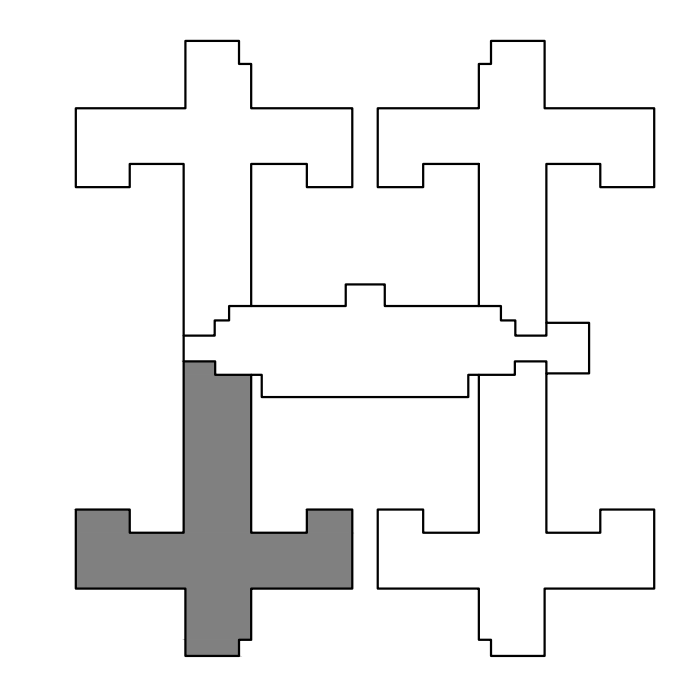
- CURTAIN TRACK ON CEILING
- EXIT SIGN
- FIRE SPRINKLER
- SPEAKER
- TWO WAY SPEAKER
- WIRELESS ACCESS POINTS
- MISC. MEP DEVICES
- HEAT DETECTOR
- SMOKE DETECTOR
- FIRE ALARM STROBE
- SECURITY STROBE
- FIRE ALARM CHIME STROBE WALL MOUNTED
- NOTIFICATION/CALL LIGHT
- ACCESS PANEL
- AIR TERMINALS (VARIOUS TYPES & SIZE)
- LIGHTING FIXTURES (VARIOUS TYPES & SIZE)

**NEW WORK KEYNOTES:**

- (E) - EXISTING  
(N) - NEW
- 1 CEILING MOUNTED LIGHT FIXTURE (N.I.C.) - (E) CONDUIT AND TERMINATION AT CEILING FINISH TO REMAIN FOR FUTURE LIGHT FIXTURE INSTALLATION. EXTEND CONDUIT WHEN THICKNESS OF CEILING FINISH CHANGED. (3/A3.3, 5/87/A3.3)
- 2 (E) FIRE SPRINKLER HEAD - LOWER F.S. HEAD WHEN THICKNESS OF CEILING FINISH CHANGED. REUSE (E) BRACKET TO ATTACH. PROVIDE THE MANUFACTURER'S APPROVED BRACKET WITH FURRING CHANNEL TO (E) CEILING FRAMING. (11/A3.3)
- 3 (E) AIR SUPPLY & RETURN GRILLE - REMOVE AND REINSTALL (6&8/A3.3)
- 4 (E) CEILING MOUNTED SMOKE DETECTOR. REINSTALL AFTER CONSTRUCTION IS FINISHED.
- 5 (E) CEILING MOUNTED HEAT DETECTOR. REINSTALL AFTER CONSTRUCTION IS FINISHED.
- 6 (E) CEILING MOUNTED FIRE ALARM WITH COVER
- 7 PROVIDE 1 HR FIRE-RATED CEILING MOUNTED ACCESS DOOR & EXTENSION FRAME AT (E) SUPPORT FRAMING. (10/A3.3)
- 8 NOT USED.
- 9 (E) RECESSED CEILING MOUNT SPEAKER. PROVIDE FIRE RATED HOUSING OR COVER.
- 10 (E) CEILING MOUNT EXIT SIGN - REMOVE AND REINSTALL. EXTEND CONDUIT WHEN THICKNESS OF CEILING FINISH CHANGED.
- 11 (E) CURTAIN TRACK - REMOVE AND REINSTALL AT (E) SUPPORT
- 12 (E) GRILLE FOR EXHAUST FAN. REINSTALL AT (E) SUPPORT.

**NOTES:**

1. PROVIDE FIRESTOP ASSEMBLY AT NEW AND EXISTING PENETRATIONS.
2. PAINT CEILING ACROSS ENTIRE ROOM OR TO NATURAL BREAK POINT.
3. REINSTALL (E) CEILING ACCESS PANELS TO ORIGINAL LOCATION AT EXISTING FRAME. PROVIDE (N) FRAMING AT THE CORRIDOR.
4. ALL CEILING AND WALL-MOUNTED FIXTURES AND CONDUIT 12" FROM THE CEILING IN THE WORK AREA SHALL BE REMOVED, PROTECTED, AND REINSTALLED.
5. WHEN DISCONNECTION OF FIRE PROTECTION SYSTEM AND UTILITY SERVICE IS REQUIRED, INFORM DATE AND PERIOD TO FACILITY MANAGER AND PROJECT ARCHITECT IN ADVANCE.
6. FIELD VERIFY ALL UTILITY AND FIRE PROTECTION SYSTEMS ARE WORKING PROPERLY BEFORE BEGINNING OF PROJECT. NOTIFY THE FACILITY MANAGER AND PROJECT ARCHITECT IF ANY SYSTEM DOES NOT FUNCTION.



State of California  
Department of General Services  
Real Estate Services Division

**Project Management Branch**  
707 Third Street, Suite 3-305  
Sacramento, California 95605  
Project Director:  
(916) 443-8848 (Phone)  
(916) 376-1677 (Fax)  
www.dgs.ca.gov



**JCCA J.C. CHANG & ASSOCIATES, INC.**  
ENGINEERS • ARCHITECTS • PLANNERS  
280 VAN NESS AVENUE, SUITE 208 TORRANCE, CALIFORNIA 90501 PH (310) 212-7844 FAX (310) 212-8272

JCCA #17038-1

Issue: 18-S-1084-C-PI

No.	Date	Description
-	11/01/21	FINAL DRAWINGS V1
PH1	3/2/22	FINAL DRAWINGS V2
PH2	5/12/22	FINAL DRAWINGS V1
R1	6/3/22	FINAL DRWGS - PH1 & 2

Project  
**DSH-METROPOLITAN SNF BLDG RE-ROOF LEAK DAMAGE REPAIR PROJECT**  
11401 Bloomfield Ave.  
Norwalk, CA. 90650  
Los Angeles County

DGS PROJECT # DGS00000142412C  
SFM FAC #19-19-43-0002

Supervisor	Designed	Drawn	Checked
MJK		V.L.	MJK

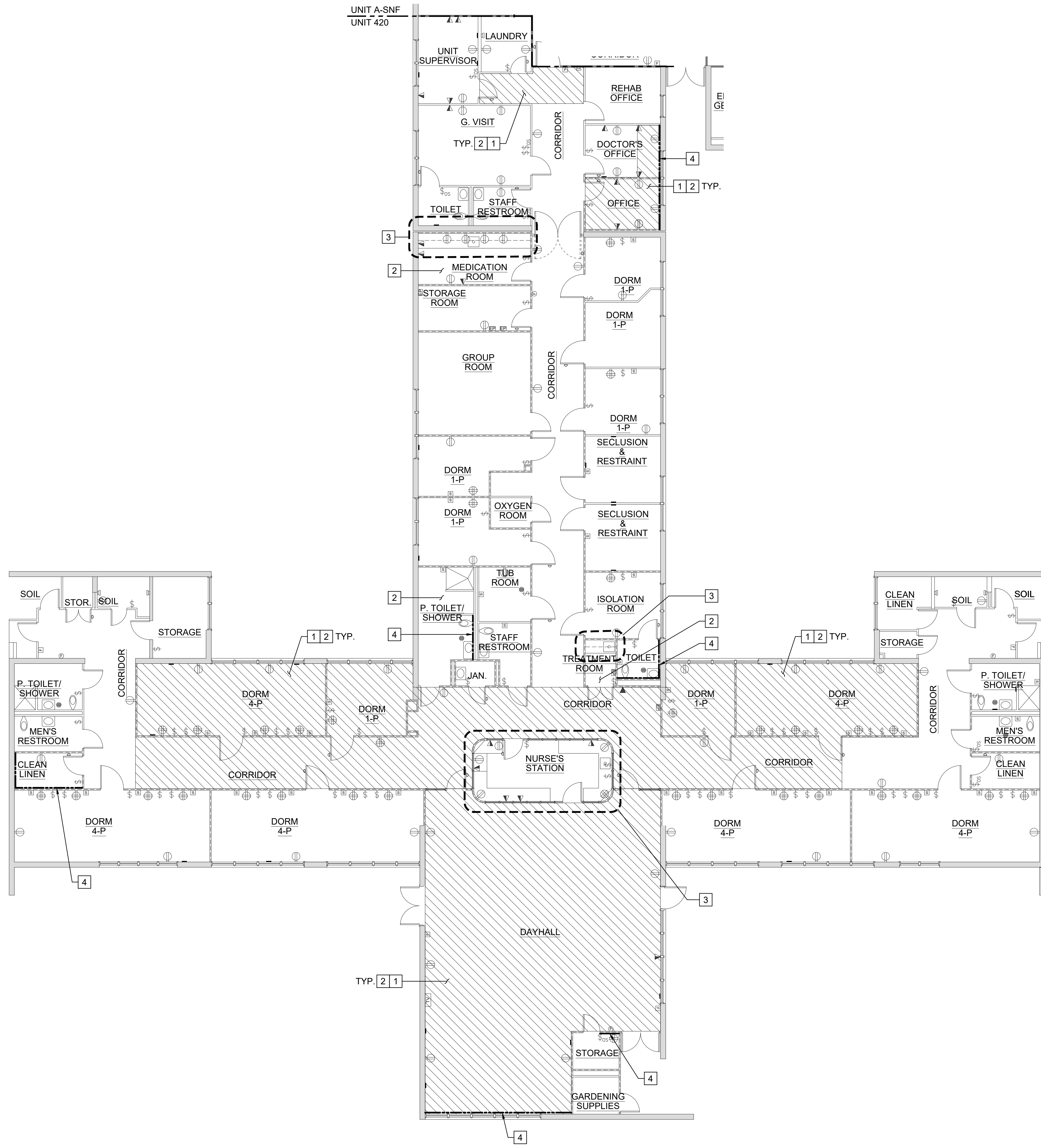
File Date - Vault File Number -

Sheet Title  
**UNIT 420 CEILING PLAN**

DSA Building Number	Work Order
-	-

Reference North	Sheet Scale
	AS SHOWN
	Sheet Number
	<b>A2.5</b>





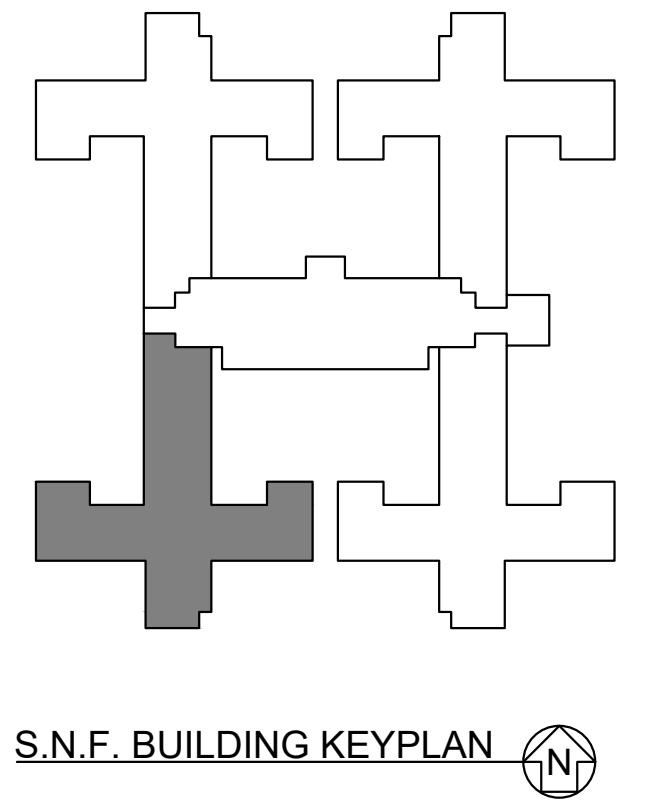
UNIT 420 - FINISH AND CASEWORK PLAN  
 SCALE: 0 4 8 16 FEET  
 1/8" = 1'-0"

**NEW WORK KEYNOTES:**

- (E) - EXISTING  
(N) - NEW
- 1 PROVIDE VINYL COMPOSITION TILES. SEE FINISH SCHEDULE FOR COLOR AND MANUFACTURER. (A3.4)
- 2 PROVIDE MIN. 3 COATS OF PAINT WITH PROPER PRIMER FOR SUBSTRATE.
- 3 (E) CASEWORK TO REMAIN. PROVIDE WALL BASE AND PAINT. SEE FINISH SCHEDULE AT A2.1.2 FOR INFO.
- 4 REPAIR WALL WITH SAME MATERIAL. INFORM PM AT DGS AND DSH IF WALL REQUIRED REPAIR MORE THAN FINISHES. SEE DETAILS 3A/A3.1, 4/A3.1, AND 5/A3.1 FOR FINISH AND WALL INFORMATION.


**NOTES:**

- 1. SEE FINISH SCHEDULE AND LEGEND ON SHEET A2.1.2.



DSA STAMP

State of California  
 Department of General Services  
 Real Estate Services Division  
**DGS**  
 Project Management Branch  
 707 Third Street, Suite 3-305  
 Sacramento, California 95605  
 Project Director:  
 (916) 443-8848 (Phone)  
 (916) 376-1677 (Fax)  
 www.dgs.ca.gov



**JCCA J.C. CHANG & ASSOCIATES, INC.**  
 ENGINEERS • ARCHITECTS • PLANNERS  
 280 W. NILES AVENUE, SUITE 208  
 TORRANCE, CALIFORNIA 90501 FAX (310) 212-6272

JCCA #17038-1

No.	Date	Description
-	11/01/21	FINAL DRAWINGS V1
PH1	3/2/22	FINAL DRAWINGS V2
PH2	5/12/22	FINAL DRAWINGS V1
R1	6/3/22	FINAL DRWGS - PH1 & 2

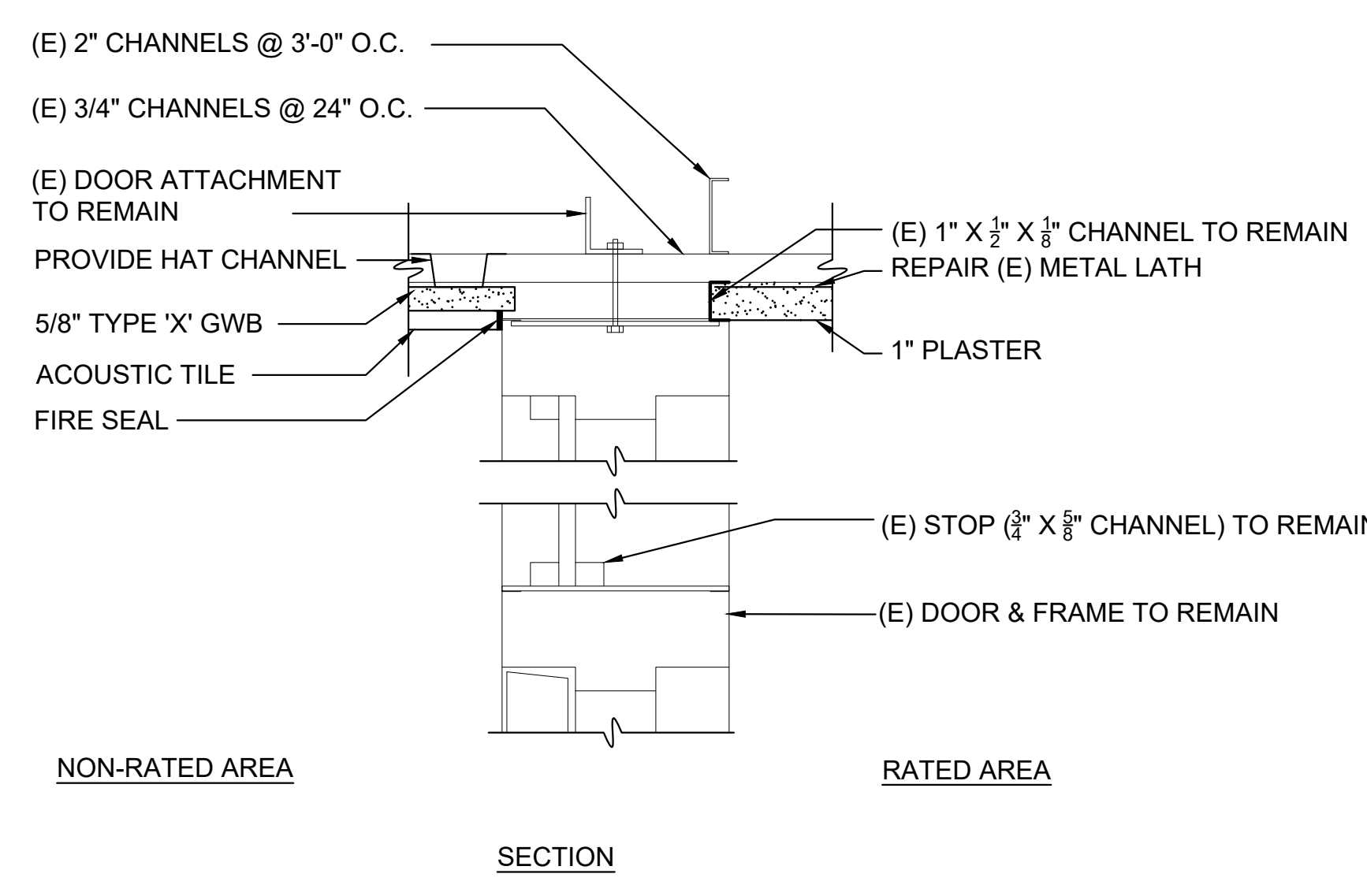
Project  
**DSH-METROPOLITAN SNF BLDG RE-ROOF LEAK DAMAGE REPAIR PROJECT**  
 11401 Bloomfield Ave.  
 Norwalk, CA 90650  
 Los Angeles County  
 DGS PROJECT # DGS00000142412C  
 SFM FAC #19-19-43-0002

Supervisor	Designed	Drawn	Checked
MJK	V.L.	MJK	

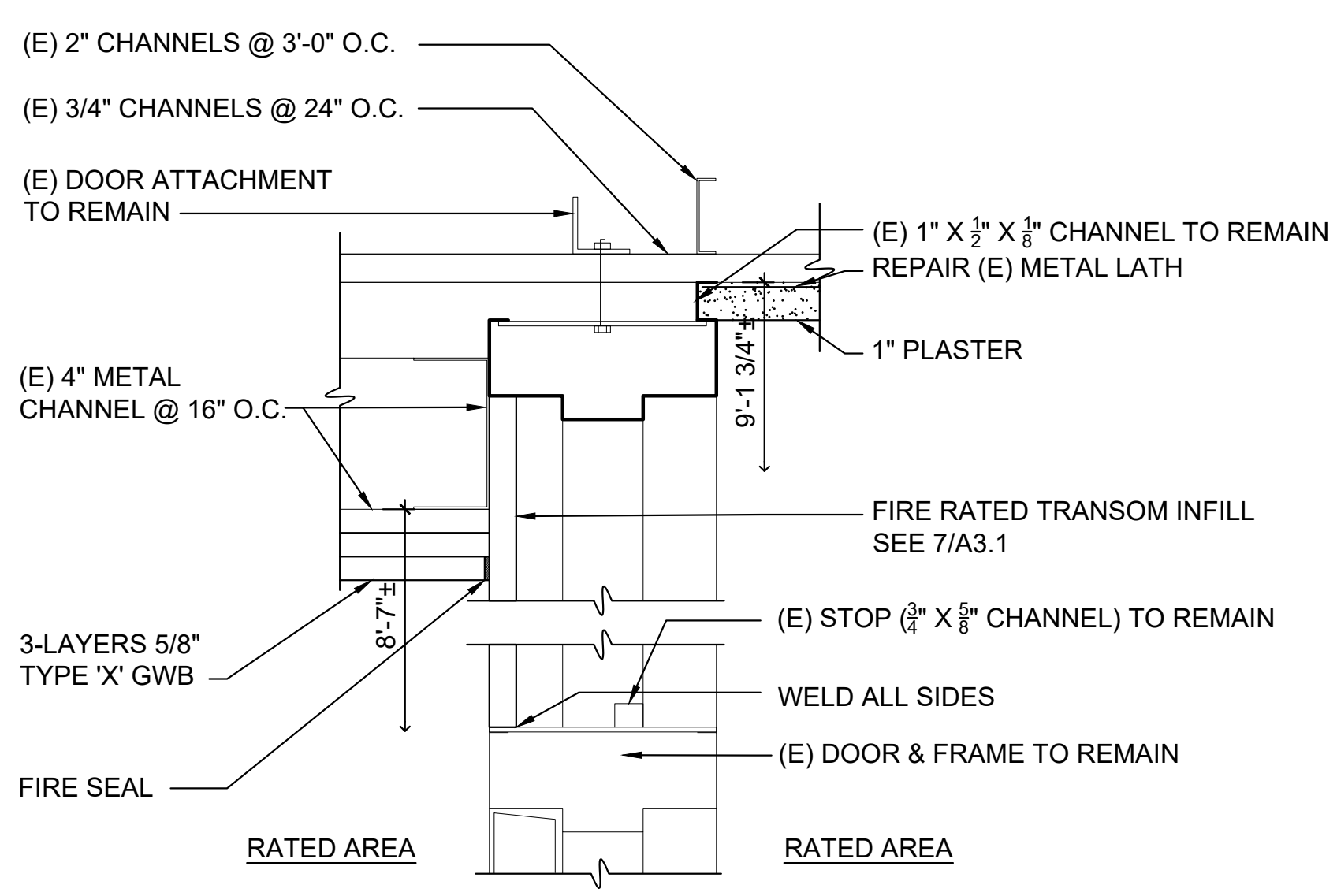
File Date: - Vault File Number: -

Sheet Title	Reference North	Sheet Scale
UNIT 420 FINISH AND CASEWORK PLAN	AS SHOWN	A2.5.2

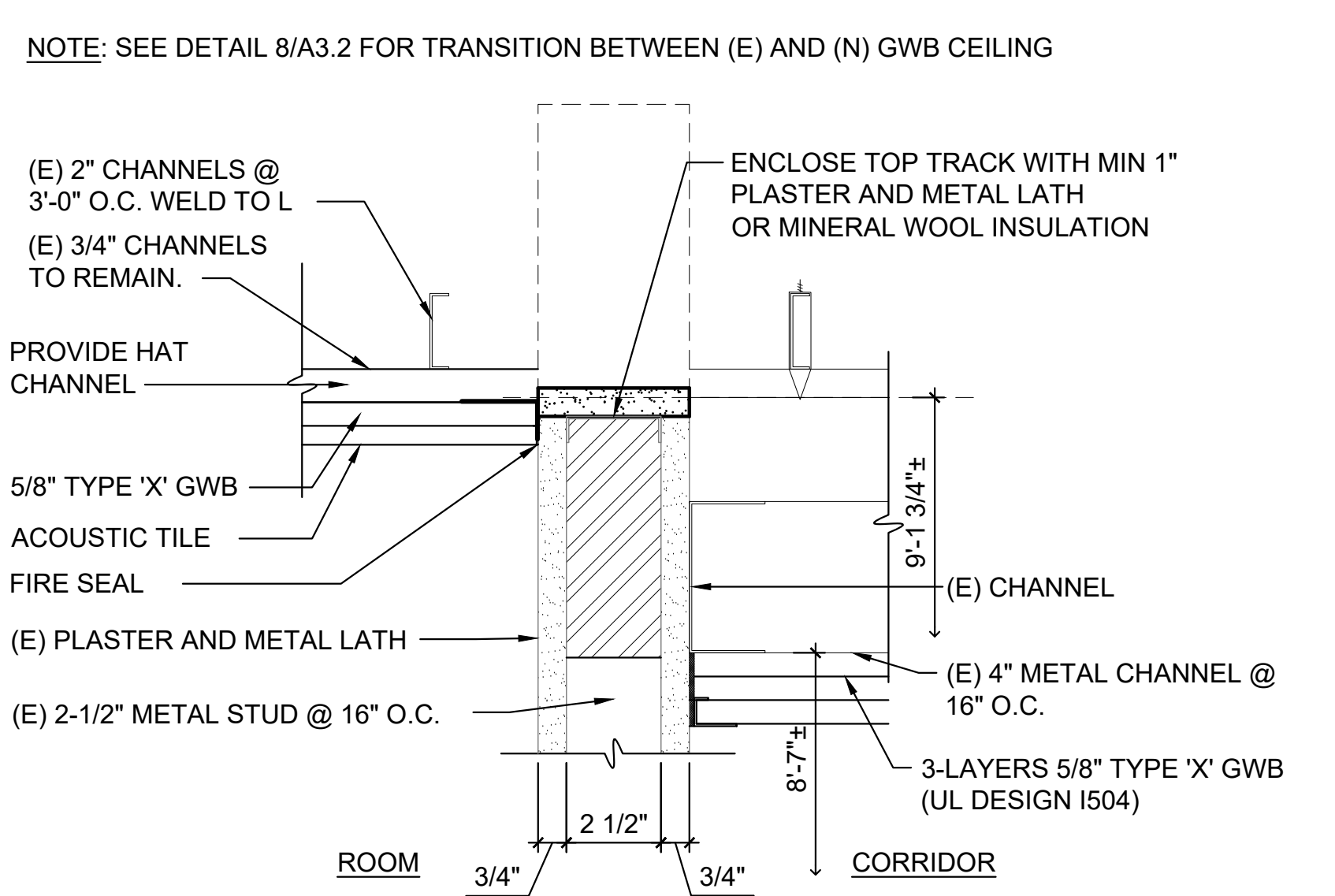
DATE PLOTTED: 02 Jun 2022, 11:25AM  
 C:\PROJECTS\19193-1943-0002\Drawings\Repair\_SNF\_DSH-Metro\CA\170381A2.5.2.dwg



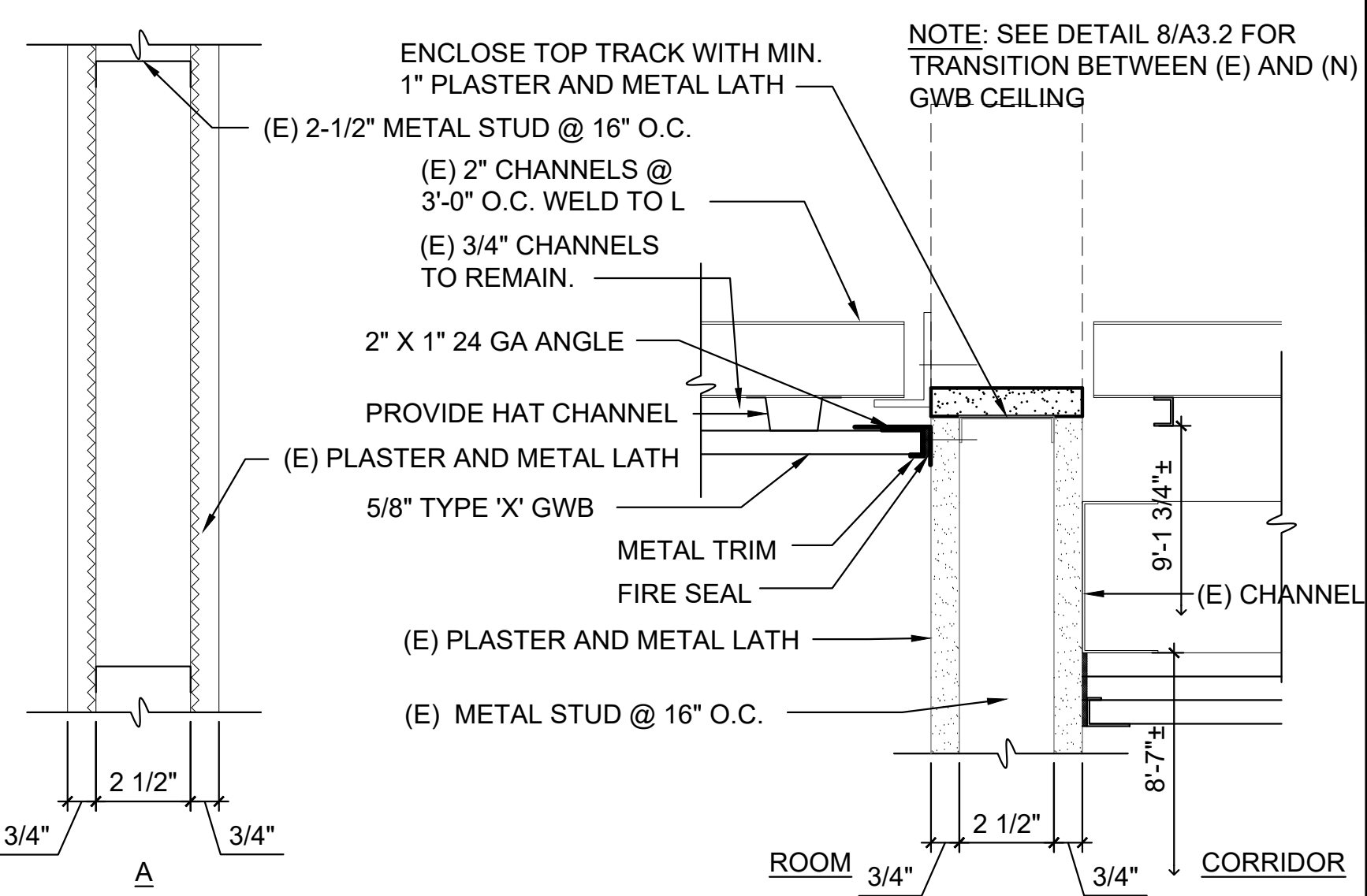
**1A (E) DOOR FRAME & CEILING - FINISH**  
 A3.1 SCALE: 0 1 2 4 INCHES 8  
 3\"/>



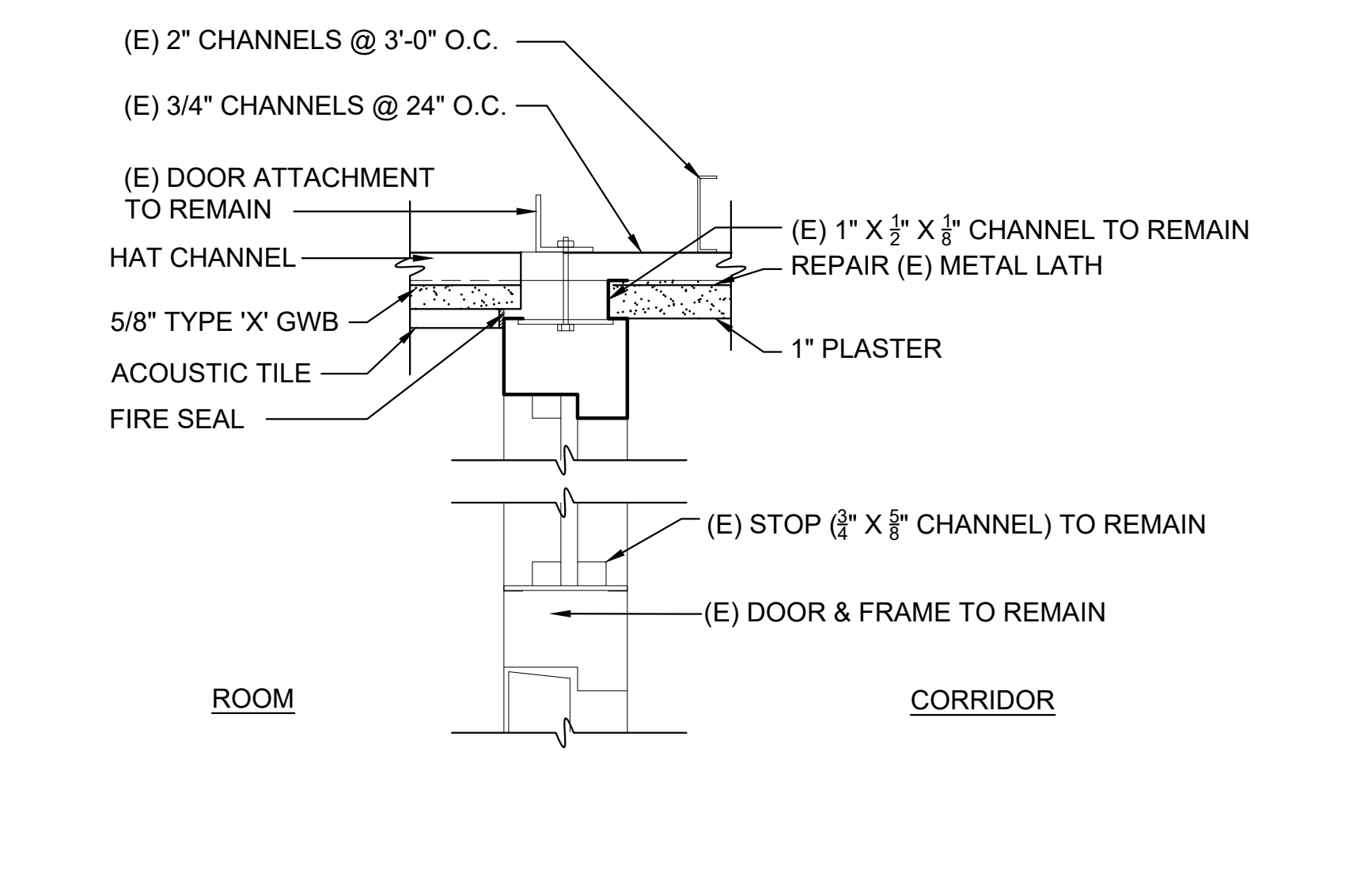
**1B (E) DR FRAME & CLG - TRANSOM INFILL**  
 A3.1 SCALE: 0 1 2 4 INCHES 8  
 3\"/>



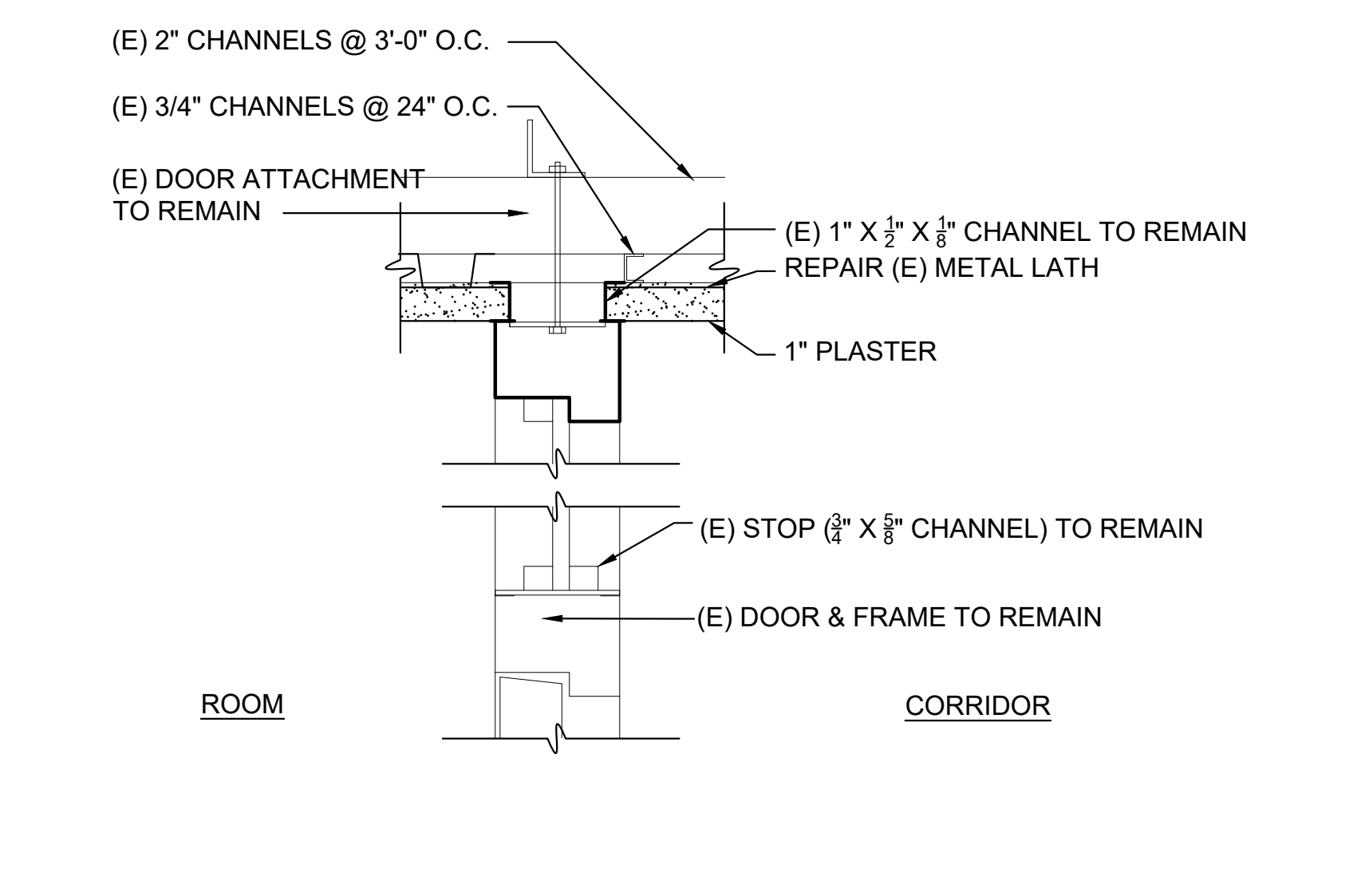
**3A (E) WALL & CEILING DETAIL**  
 A3.1 SCALE: 0 1 2 4 INCHES 8  
 3\"/>



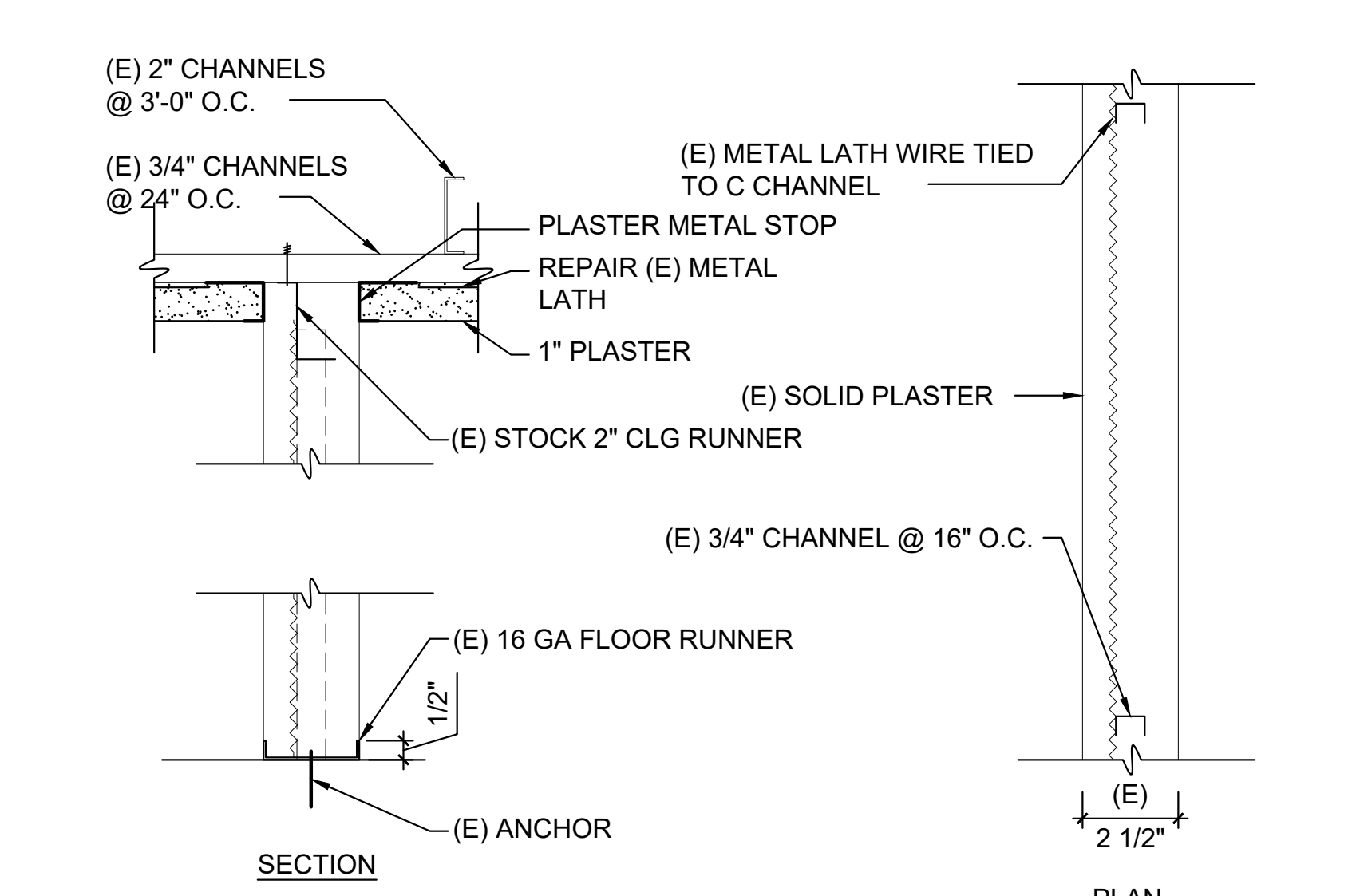
**3B (E) WALL & CEILING DETAIL**  
 A3.1 SCALE: 0 1 2 4 INCHES 8  
 3\"/>



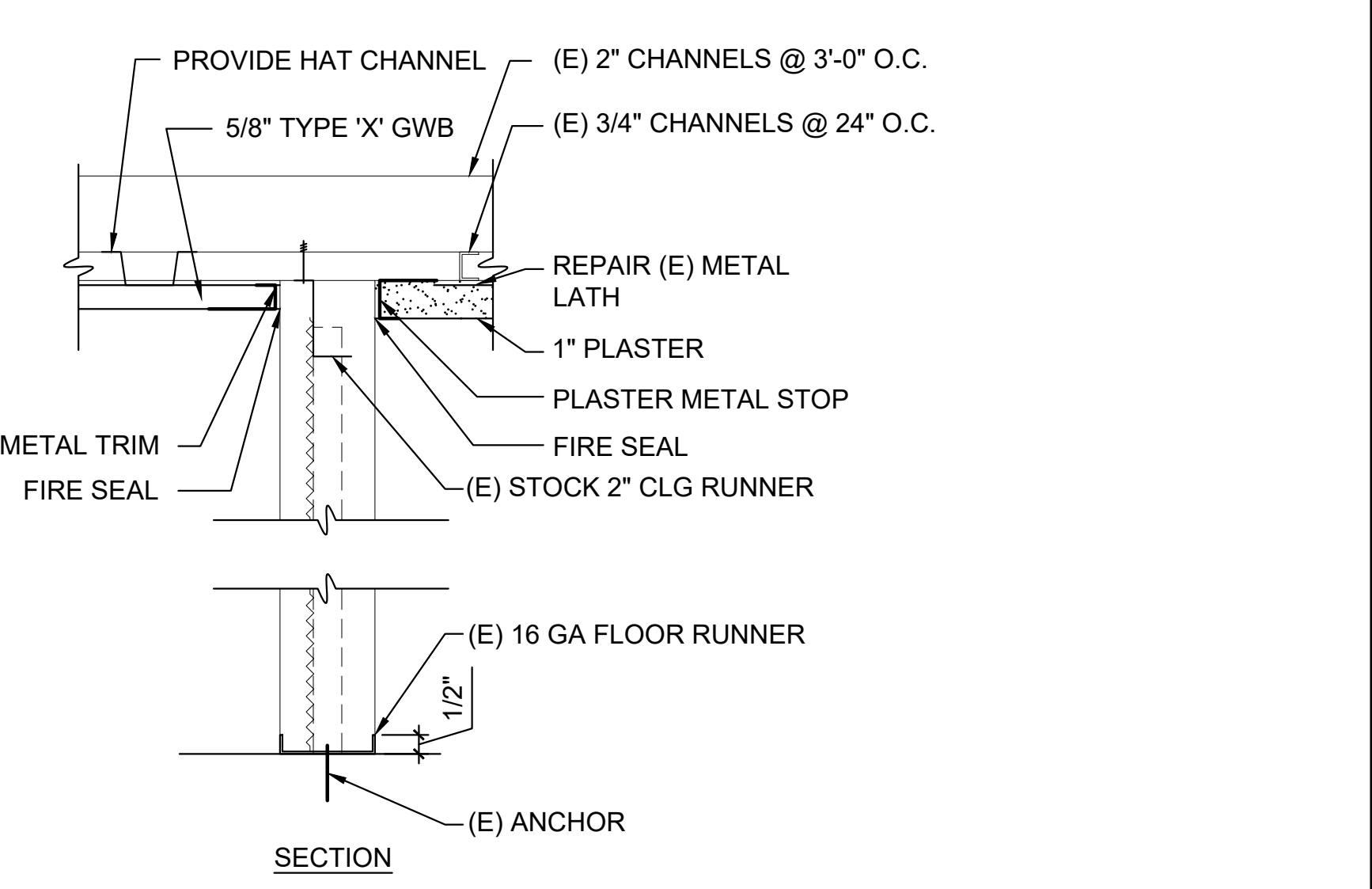
**2A (E) DOOR FRAME & CEILING**  
 A3.1 SCALE: 0 1 2 4 INCHES 8  
 3\"/>



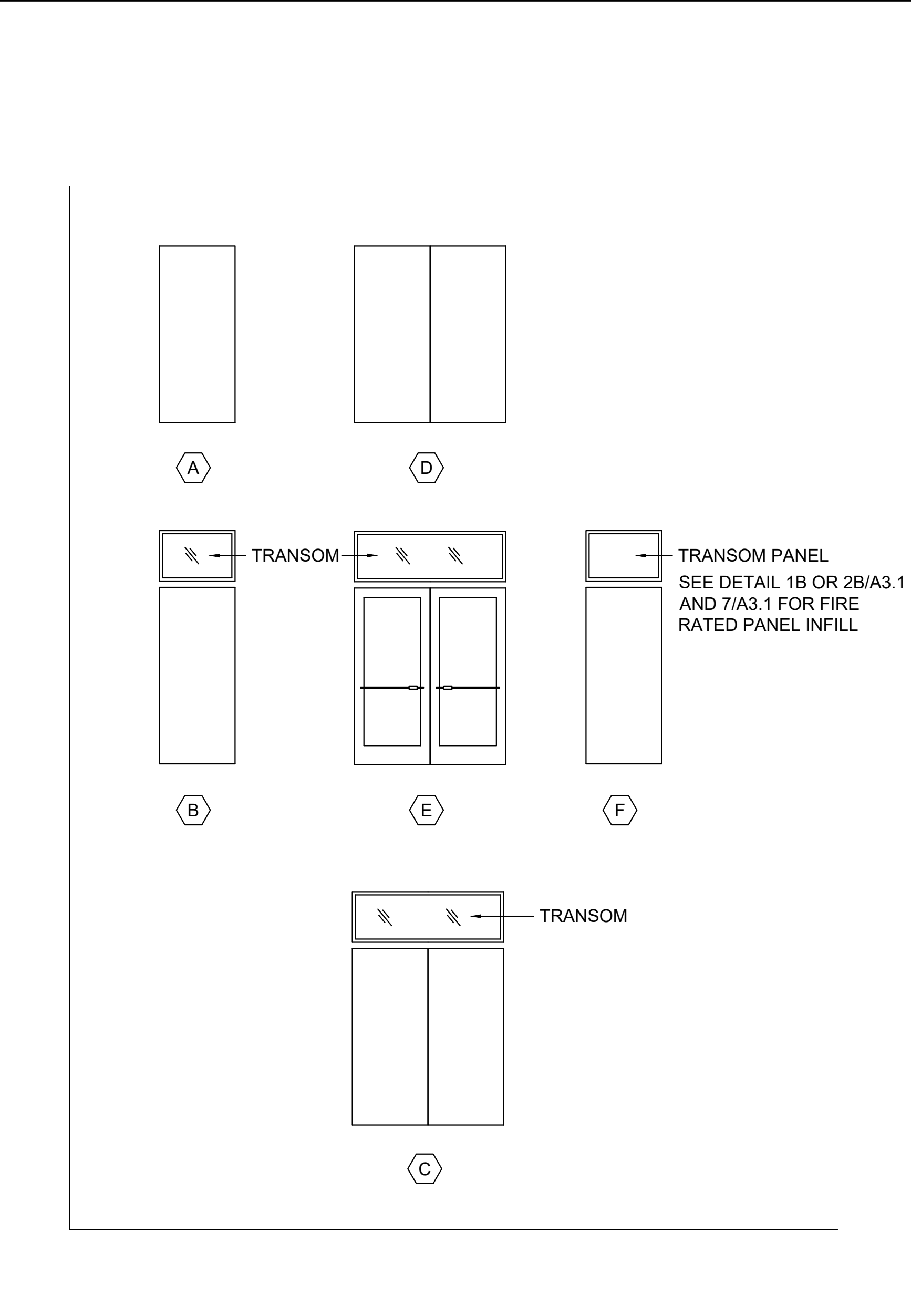
**2B (E) DOOR FRAME & CEILING**  
 A3.1 SCALE: 0 1 2 4 INCHES 8  
 3\"/>



**4A (E) WALL - SOLID PLASTER**  
 A3.1 SCALE: 0 1 2 4 INCHES 8  
 3\"/>



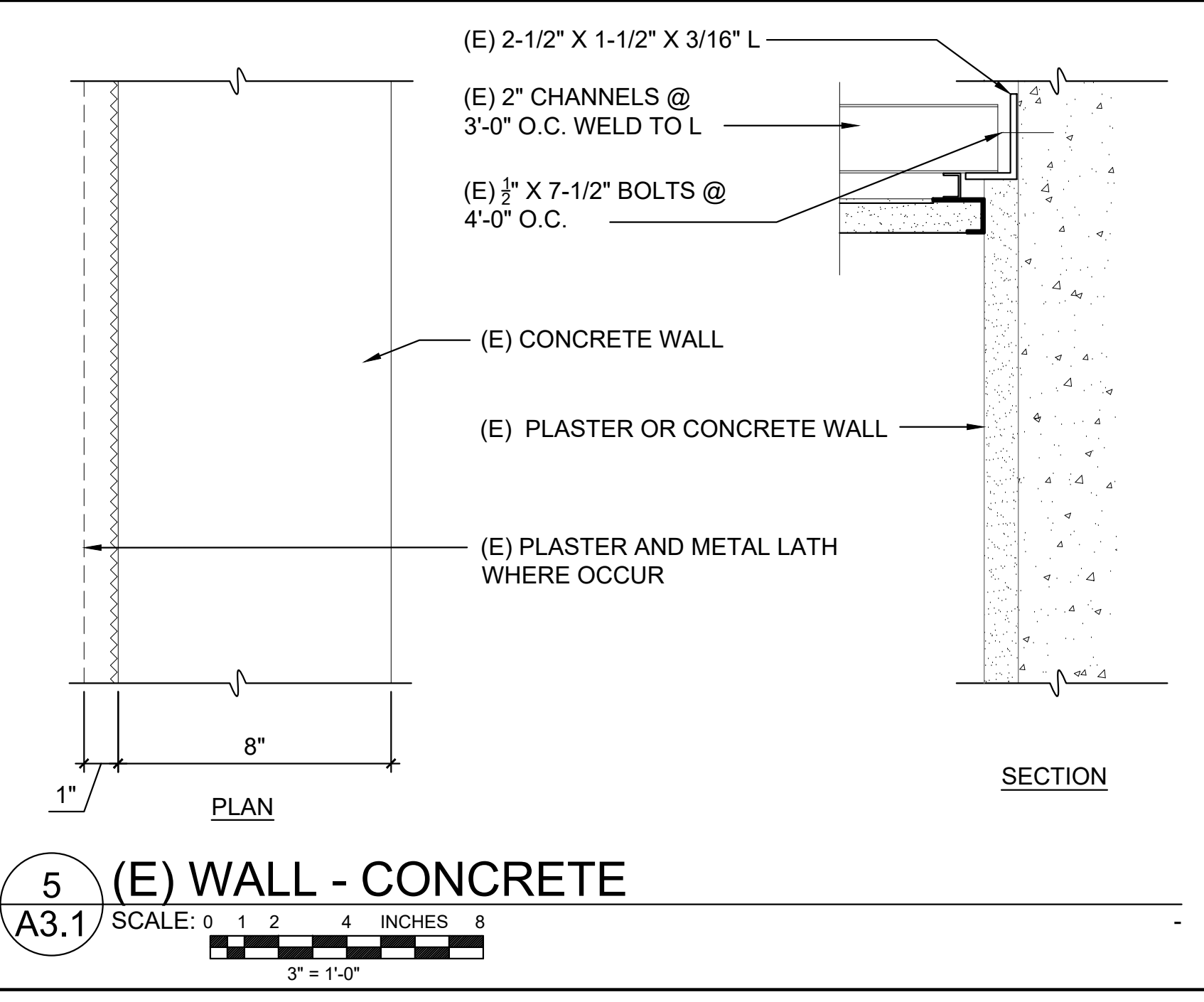
**4B (E) WALL - SOLID PLASTER**  
 A3.1 SCALE: 0 1 2 4 INCHES 8  
 3\"/>



**6 (E) DOOR TYPE**  
 A3.1 SCALE: 0 1 2 3 FEET 4  
 1/2\"/>

- PROVIDE MIN 16GA GALV. STEEL TRANSOM PANEL WITH 1/2\"/>
- CONSTRUCTION OF STEEL TRANSOM PANEL IN COMPLIANT OF UL SUBJECT 63
  - THE FIXED TRANSOM PANEL SHALL NOT EXCEED 32 INCHES IN HEIGHT AND SHALL BE CONSTRUCTED OF STEEL NOT LIGHTER THAN NO. 20 NOR HEAVIER THAN NO. 16 GAGE ADHERED TO AND COMPLETELY COVERING BOTH FACES OF A SINGLE PIECE OF HIGH TEMPERATURE MILLBOARD (EQUIVALENT TO 3/8\"/>
  - THE ADHESIVE USED SHALL BE SODIUM SILICATE, OR EQUIVALENT, APPLIED AT A PRESSURE OF NOT LESS THAN 10 POUNDS PER SQUARE FOOT.
- MAXIMUM WIDTH OF PANEL FOR SINGLE DOOR IS 4'-0\"/>
- PROVIDE A LABEL 'FIRE DOOR FRAME WITH PANELS'

**7 TRANSOM PANEL REQUIREMENT**  
 A3.1



**5 (E) WALL - CONCRETE**  
 A3.1 SCALE: 0 1 2 4 INCHES 8  
 3\"/>

DSA STAMP

State of California  
 Department of General Services  
 Real Estate Services Division  
**DGS**  
 Project Management Branch  
 707 Third Street, Suite 3-305  
 Sacramento, California 95605  
 Project Director:  
 (916) 443-9848 (Phone)  
 (916) 376-1677 (Fax)  
 www.dgs.ca.gov

REGISTERED ARCHITECT  
 J.C. CHANG & ASSOCIATES, INC.  
 No. C-37614  
 Exp. 1/31/23  
 STATE OF CALIFORNIA

**JCCA** J.C. CHANG & ASSOCIATES, INC.  
 ENGINEERS • ARCHITECTS • PLANNERS  
 280 VAN NESS AVENUE, SUITE 208 PH: (310) 212-7844  
 TORRANCE, CALIFORNIA 90501 FAX: (310) 212-8272

JCCA #17038-1

Issue: 16-S-1084-C-PI

No.	Date	Description
-	11/01/21	FINAL DRAWINGS V1
PH1	3/2/22	FINAL DRAWINGS V2
PH2	5/12/22	FINAL DRAWINGS V1
R1	6/3/22	FINAL DRWGS - PH1 & 2

Project  
**DSH-METROPOLITAN SNF BLDG RE-ROOF LEAK DAMAGE REPAIR PROJECT**  
 11401 Bloomfield Ave.  
 Norwalk, CA. 90650  
 Los Angeles County  
 DGS PROJECT # DGS00000142412C  
 SFM FAC #19-19-43-0002

Supervisor	Designed	Drawn	Checked
MJK			MJK

File Date: - Vault File Number: -

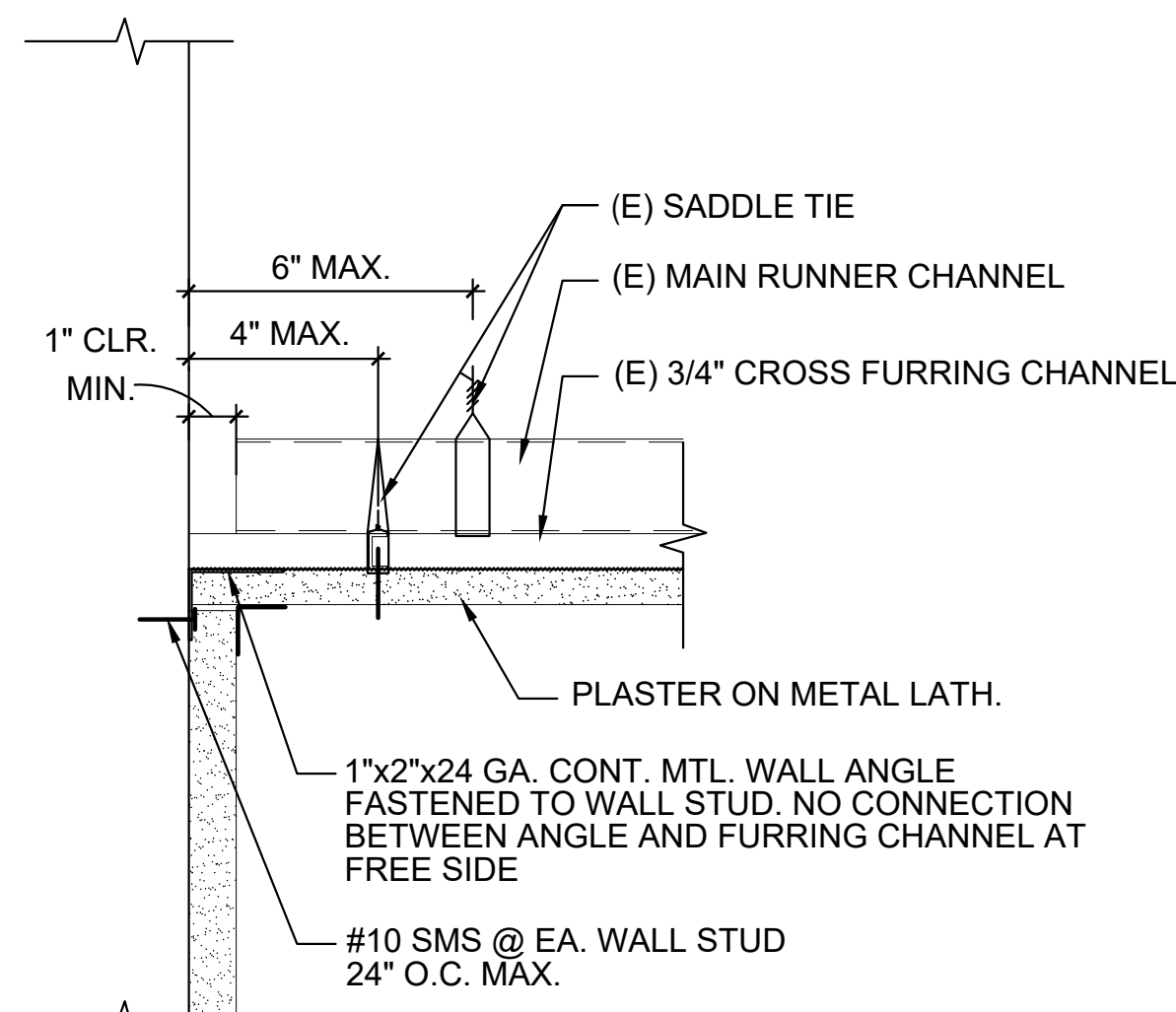
Sheet Title  
**DETAILS**

DSA Building Number	Work Order
-	-

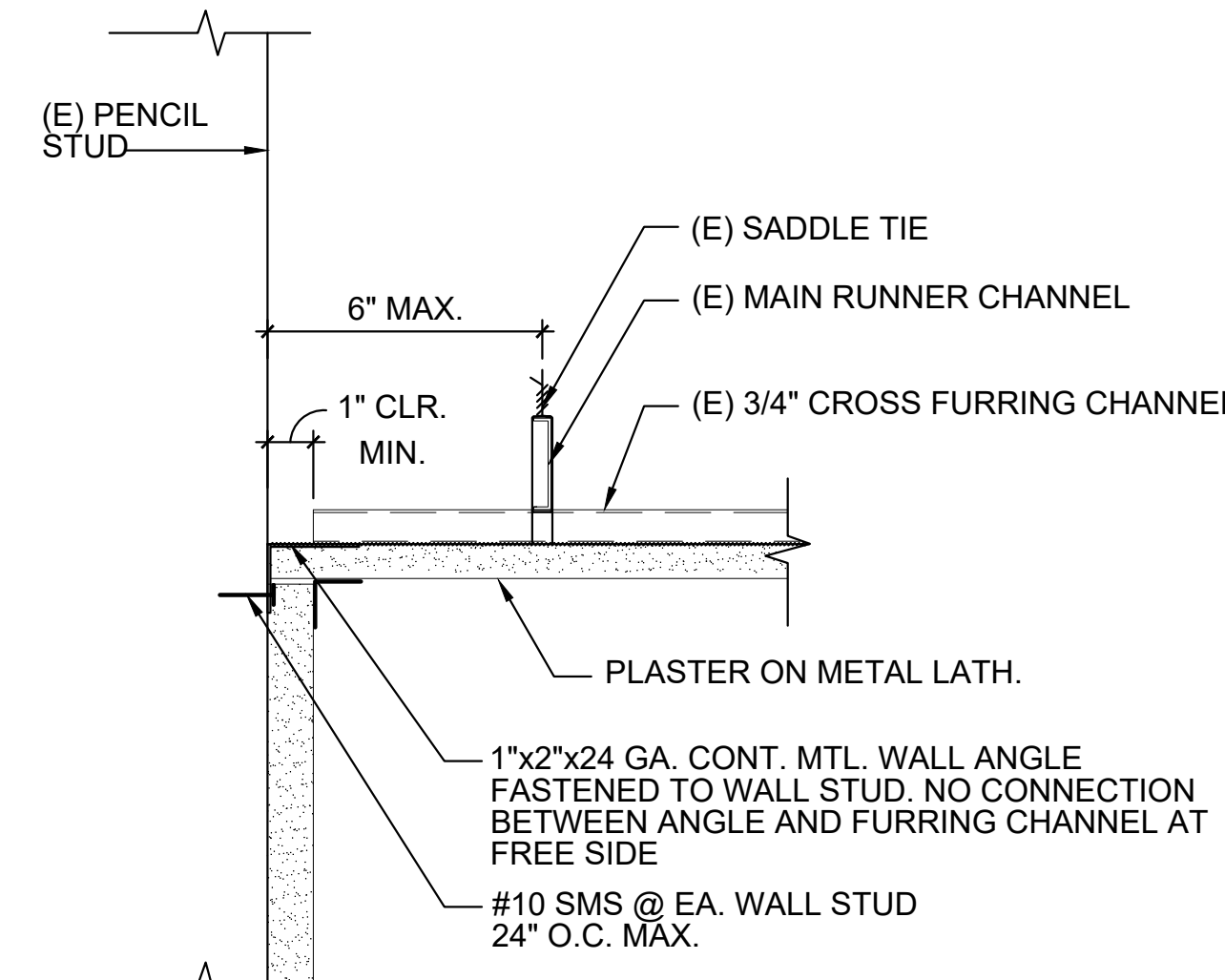
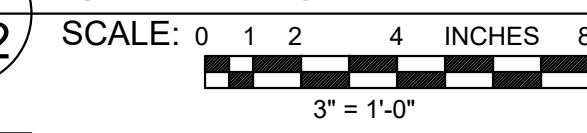
Reference North

Sheet Scale	Sheet Number
AS SHOWN	A3.1

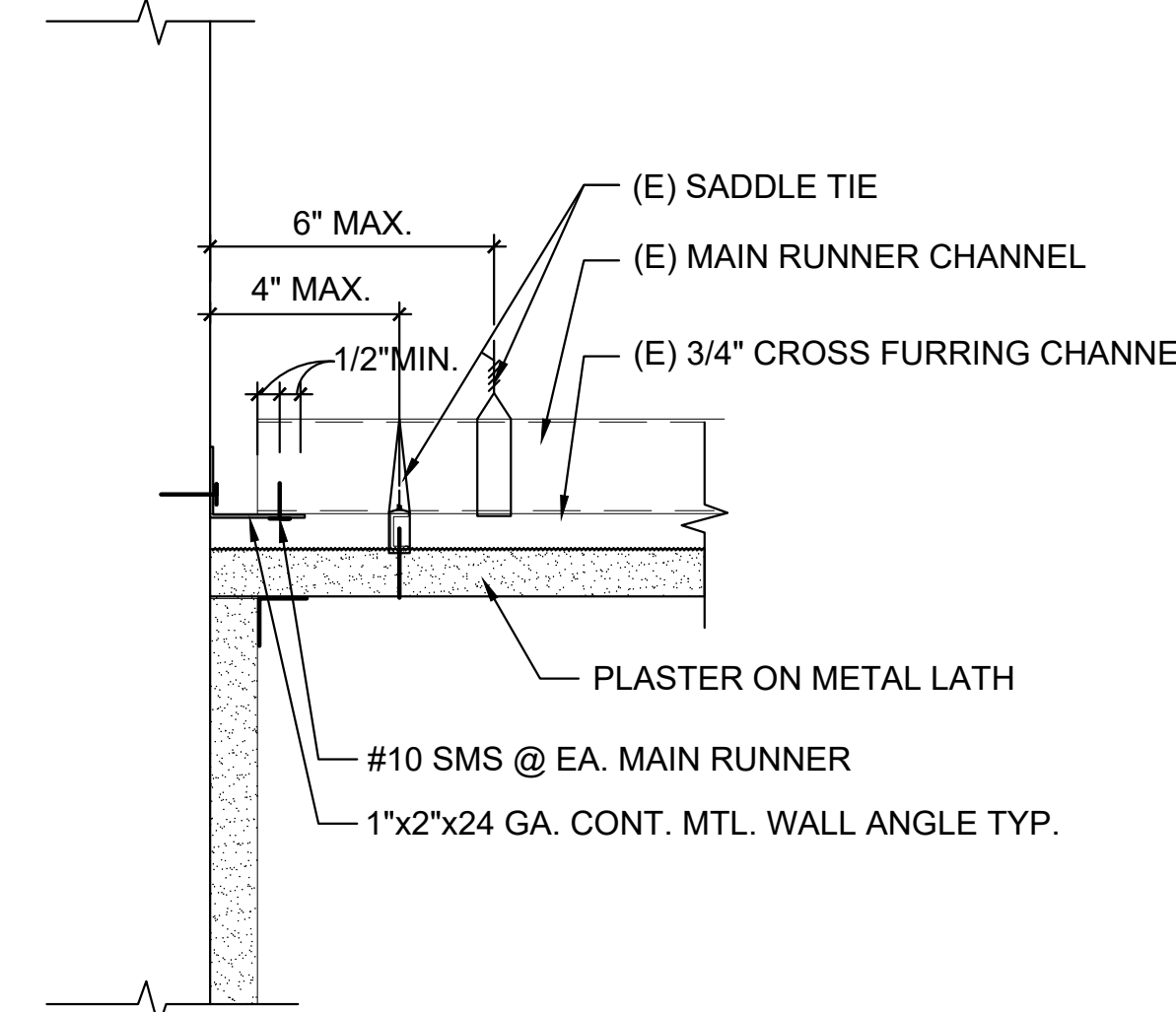
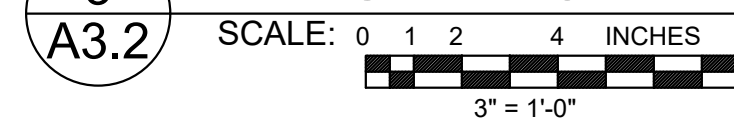
DATE TIME: 02 Jun 2022, 11:05AM  
 USER: P:\0001\19191\19191.dwg  
 REPAIR: SNF DSH-Metropolitan Snf Bldg



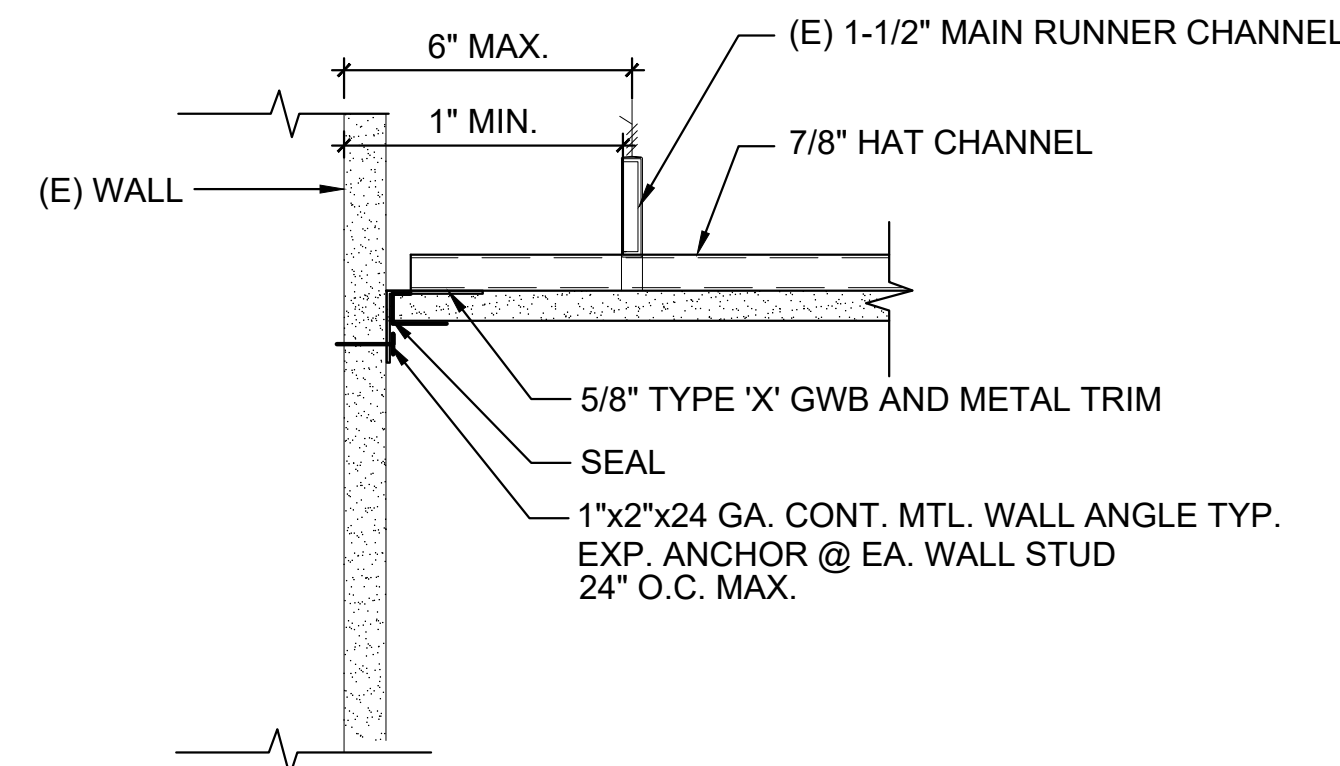
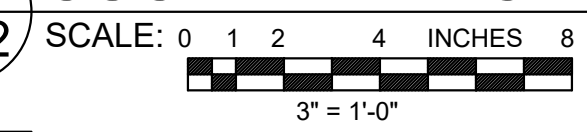
2  
A3.2 CEILING PERIMETER @ FREE JOINT



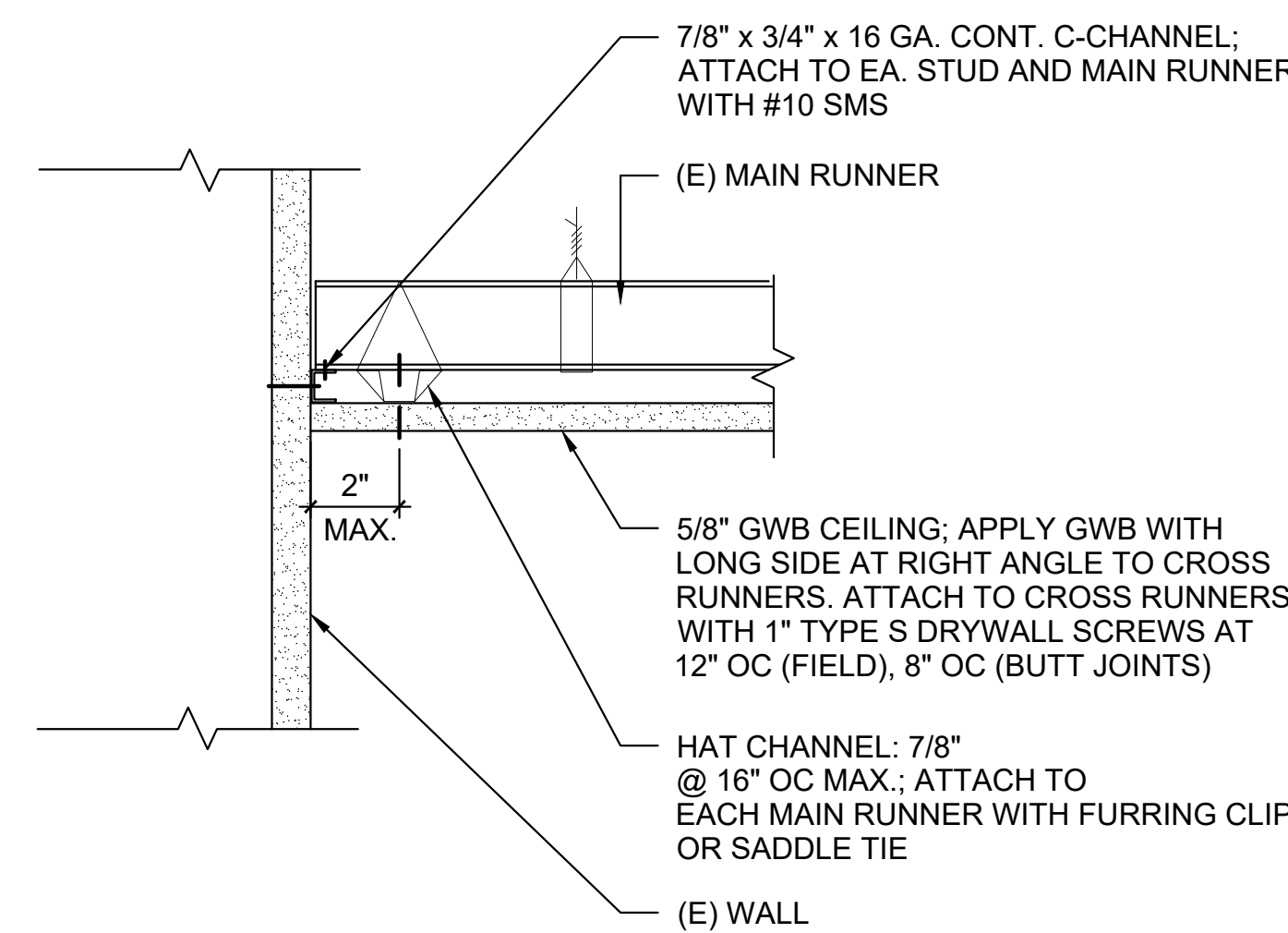
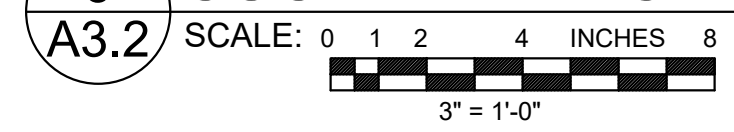
3  
A3.2 PLASTER CEILING PERIMETER @ ATTACHED JOINT



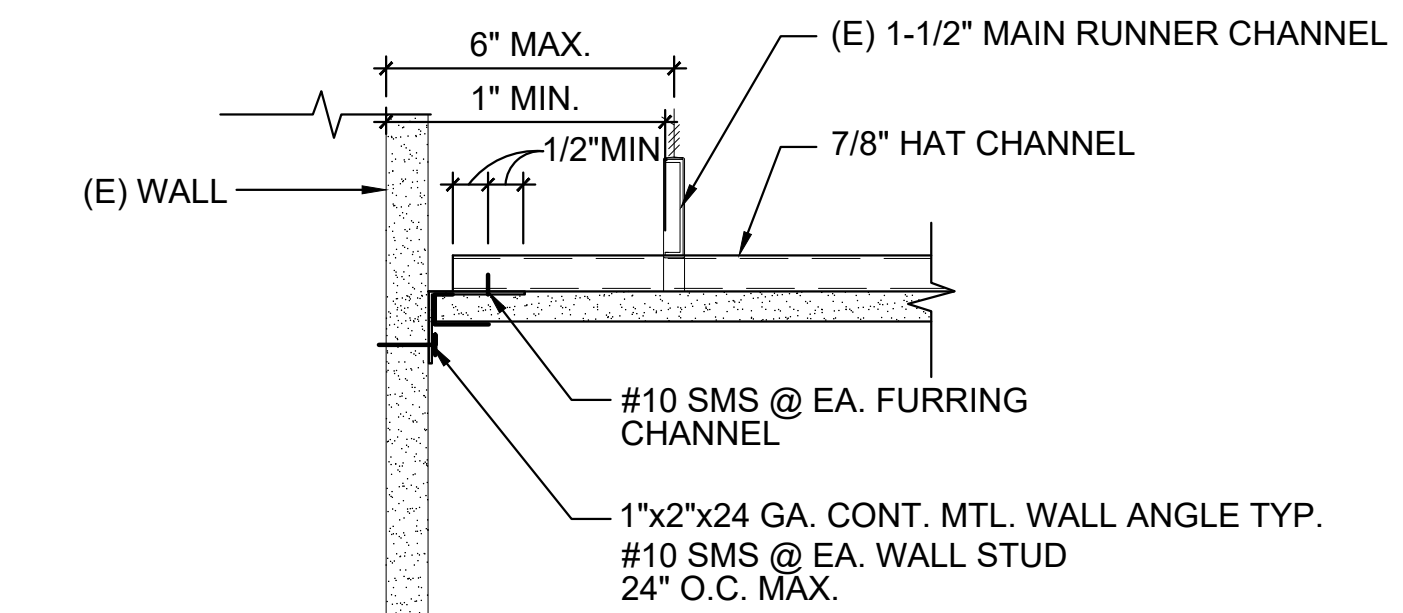
4  
A3.2 SUSPENDED GWB CEILING @ FREE JOINT




5  
A3.2 SUSPENDED GWB CEILING @ ATTACHED JOINT



6  
A3.2 SUSPENDED GWB CEILING

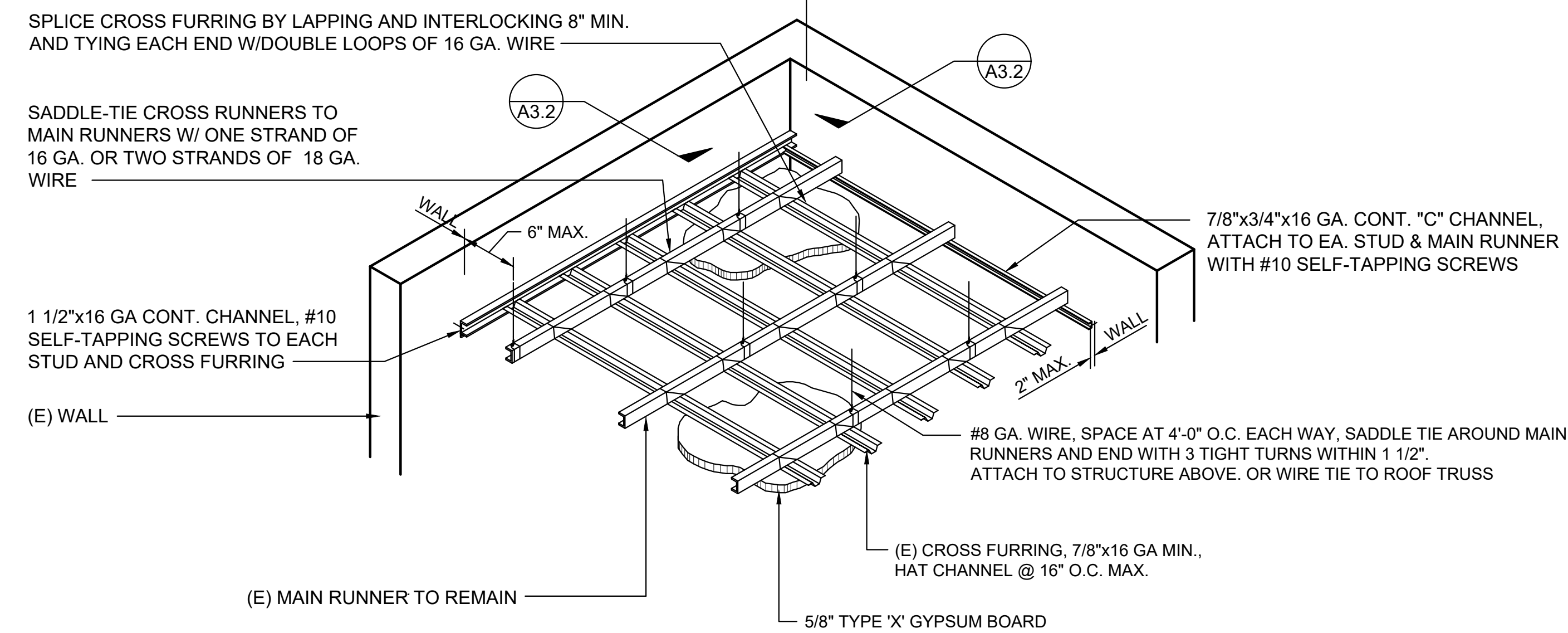
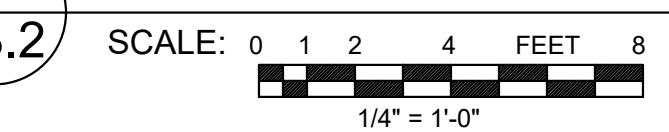


7  
A3.2 SADDLE TIE DETAILS

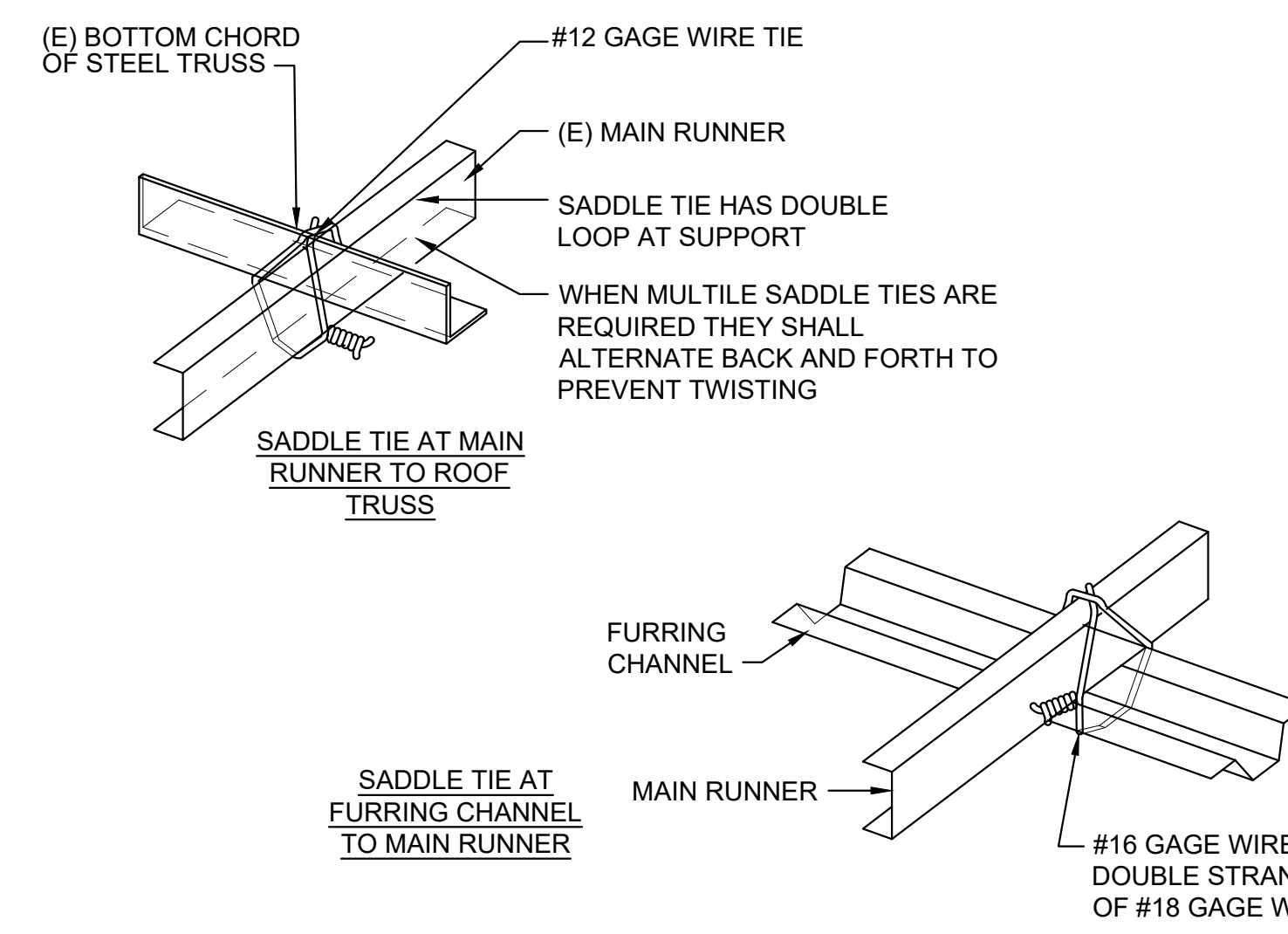



1. SUSPENSION SYSTEM COMPONENTS SHALL COMPLY WITH ASTM C754:
  - a. FURRING CHANNEL SHALL CONSIST OF MIN. 25 GAGE 7/8" (HAT) FURRING CHANNELS (087F125-18) AT 2'-0" OC MAX. FURRING CHANNELS SHALL BE SADDLE TIED TO MAIN RUNNERS WITH 16 GAGE TIE WIRE OR A DOUBLE STRAND OF 18 GAGE TIE WIRE
  - b. FURRING CHANNELS SHALL BE SPLICED BY LAPPING IN ACCORDANCE WITH DETAIL 4/A3.2.
2. SUSPENSION SYSTEM INSTALLATION SHALL COMPLY WITH ASTM C754:
  - a. CEILING GRID MEMBERS SHALL BE ATTACHED TO TWO (2) ADJACENT WALLS. MAIN RUNNERS AND FURRING CHANNEL SHALL BE AT LEAST 1 INCH CLEAR OF OTHER WALL. IF WALLS RUN DIAGONAL TO THE CEILING GRID SYSTEM RUNNERS, ONE END OF MAIN RUNNER AND FURRING SHOULD BE FREE WITH STANDARD CLEARANCES.
3. LATERAL FORCE BRACING:
  - a. EXCEPTION: LATERAL FORCE BRACING MAY BE OMITTED FOR SUSPENDED ACOUSTICAL CEILING SYSTEMS WITH A CEILING AREA OF 144 SQ. FT. OR LESS, WHEN PERIMETER SUPPORT ARE PROVIDED AND PERIMETER WALLS ARE DESIGNED TO CARRY THE CEILING LATERAL FORCES.
4. CEILING FIXTURES, TERMINALS, AND DEVICES:
  - a. ALL FIXTURES SHALL BE SUPPORTED DIRECTLY BY MAIN RUNNERS OR BY SUPPLEMENTAL FRAMING WHICH IS SUPPORTED BY MAIN RUNNERS AND POSITIVELY ATTACHED WITH SCREWS OR OTHER APPROVED CONNECTORS.
  - b. SURFACE MOUNTED FIXTURES SHALL BE ATTACHED TO A MAIN RUNNER WITH A POSITIVE CLAMPING DEVICE MADE OF MATERIAL WITH A MINIMUM OF 14 GAGE. ROTATIONAL SPRING CLAMPS DO NOT COMPLY.
  - c. SMALL ACCESS PANELS FOR THE INSPECTION, ADJUSTMENT, OR REPAIR OF UTILITY SWITCHES, VALVES, SENSORS, ETC. MAY BE ALLOWED IF THE PANEL IS LESS THAN 300 SQUARE INCHES. SUCH PANELS SHALL ALSO HAVE A PERMANENT WARNING LABEL AS FOLLOWS:
    - WARNING: DO NOT CLIMB, WALK, OR CRAWL ON THE GYPSUM BOARD CEILING.
    - WARNING: DO NOT STORE OR STOW ANYTHING ON THE GYPSUM BOARD CEILING
  - i. ALL LIGHT FIXTURES WEIGHING LESS THAN OR EQUAL TO 10 LB. SHALL HAVE ONE NO. 12 GAUGE SAFETY WIRE CONNECTED FROM FIXTURE HOUSING TO STRUCTURE ABOVE. IT IS NOT NECESSARY FOR THESE SAFETY WIRES TO BE TAUT.
  - j. ALL FIXTURES WEIGHING GREATER THAN 10 LB BUT LESS THAN OR EQUAL TO 56 LB. SHALL HAVE TWO NO. 12 GAUGE SAFETY WIRE CONNECTED FROM FIXTURE HOUSING TO STRUCTURE ABOVE. IT IS NOT NECESSARY FOR THESE SAFETY WIRES TO BE TAUT.
  - k. ALL FIXTURES WEIGHING GREATER THAN 56 LB. SHALL BE SUPPORTED DIRECTLY FROM STRUCTURE ABOVE BY APPROVED HANGERS.
5. GYPSUM BOARD INSTALLATION SHALL COMPLY WITH ASTM C840-11:
  - l. GYPSUM BOARD SHALL CONSIST OF SINGLE-PLY 5/8" THICK IN ACCORDANCE WITH ASTM C11-10a.
  - m. GYPSUM BOARD SHALL BE INSTALLED PERPENDICULAR TO FURRING WITH SCREWS AT 12" ON CENTER MAXIMUM, IN ACCORDANCE WITH ASTM C840-11.
  - n. GYPSUM BOARD SHALL BE ATTACHED TO FURRING/FRAMING WITH ASTM C1002-07 TYPE S (ASTM A568-11b GRADES 1018 TO 1022) SCREWS (NOT LESS THAN, NO. 6, WITH MAJOR DIAMETER NOT LESS THAN 0.136 IN).
6. SUSPENDED PLASTER CEILINGS - 1" METAL LATH AND CEMENT PLASTER PROVIDE 2 HOUR FIRE RESISTIVE PERIODS OF CEILING PROTECTION FOR STEEL ROOF MEMBERS (UBC TABLE NO. 43-A)
7. SUSPENDED GYPSUM BOARD CEILINGS - UL 1504

1  
A3.2 CEILING GENERAL NOTES



8  
A3.2 SPLICE DETAILS



9  
A3.2 SADDLE TIE DETAILS



DSA STAMP

State of California  
Department of General Services  
Real Estate Services Division  
**DGS**  
Project Management Branch  
707 Third Street, Suite 3-305  
Sacramento, California 95605  
Project Director:  
(916) 443-9848 (Phone)  
(916) 376-1677 (Fax)  
www.dgs.ca.gov

J.C. CHANG & ASSOCIATES, INC.  
ENGINEERS • ARCHITECTS • PLANNERS  
330 VAN NESS AVENUE, SUITE 208  
TORRANCE, CALIFORNIA 90501  
PH (310) 212-7844  
FAX (310) 212-9272

JCCA #17038-1  
Issue: 16-S-1084-C-PI

No.	Date	Description
-	11/01/21	FINAL DRAWINGS V1
PH1	3/2/22	FINAL DRAWINGS V2
PH2	5/12/22	FINAL DRAWINGS V1
R1	6/3/22	FINAL DRWGS - PH1 & 2

Project  
**DSH-METROPOLITAN  
SNF BLDG  
RE-ROOF LEAK  
DAMAGE REPAIR  
PROJECT**  
11401 Bloomfield Ave.  
Norwalk, CA 90650  
Los Angeles County

DGS PROJECT # DGS00000142412C  
SFM FAC #19-19-43-0002

Supervisor	Designed	Drawn	Checked
MJK			MJK

File Date  
Vault File Number

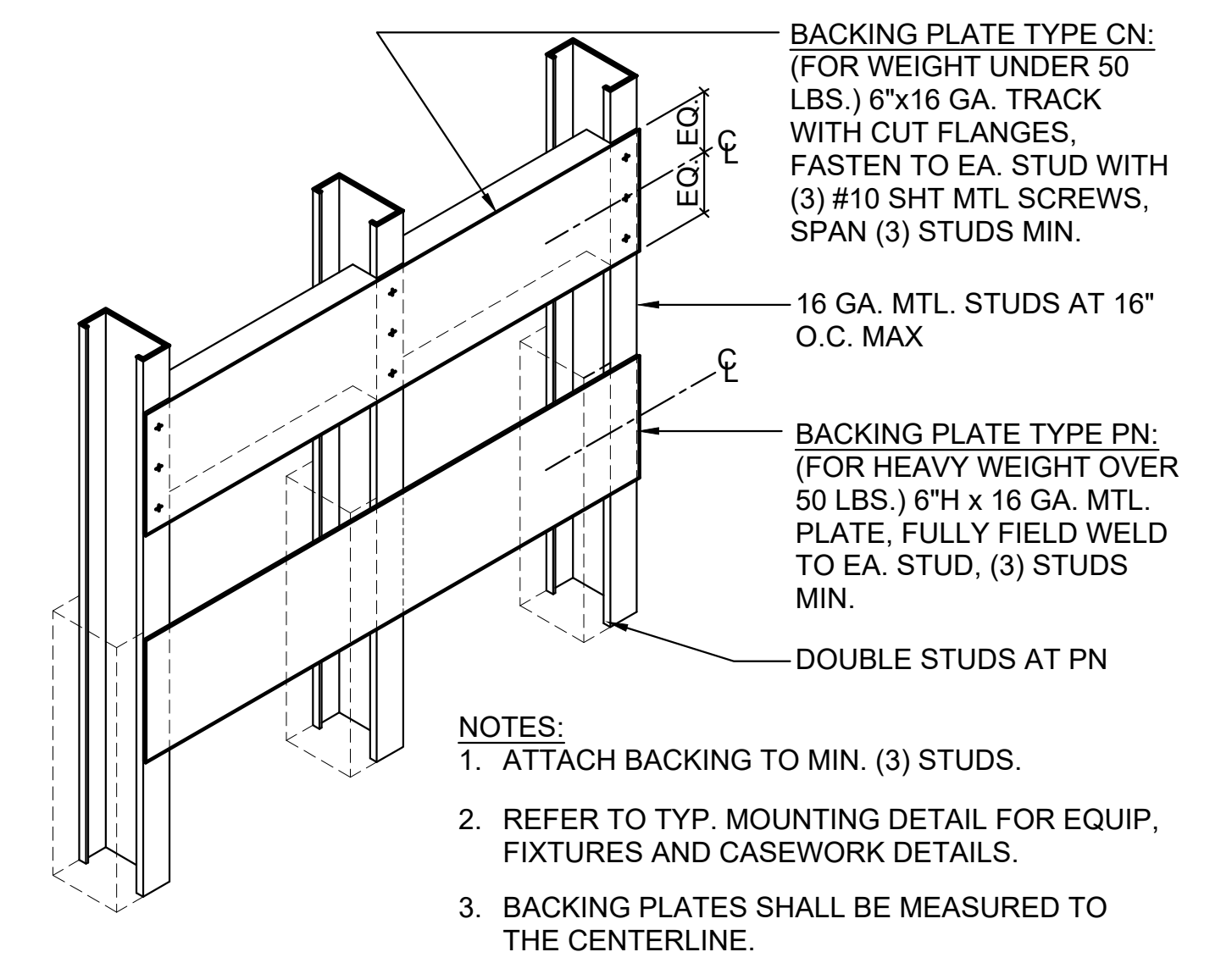
Sheet Title  
**DETAILS**

Reference North  
Sheet Scale  
AS SHOWN  
Sheet Number  
**A3.2**

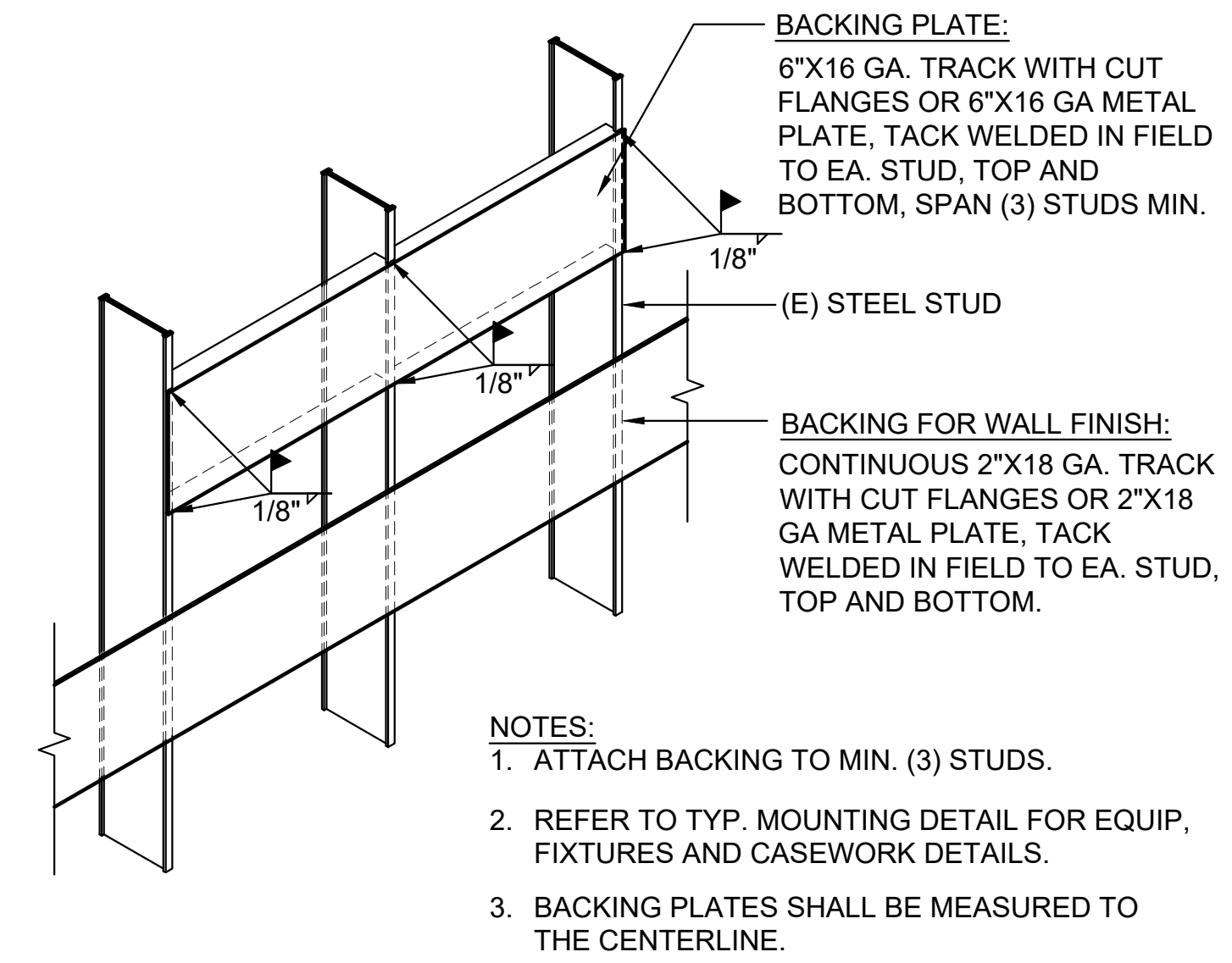
PHASE 1&2 CEILING REPAIR

DATE PLOTTED: 02 Jun 2022, 11:05AM  
SCALE: 1/4" = 1'-0"  
FILE: P:\19-19-43-0002\Drawings\Repair\_SNF\_DSH-Metro\CA\170381A3.2.dwg

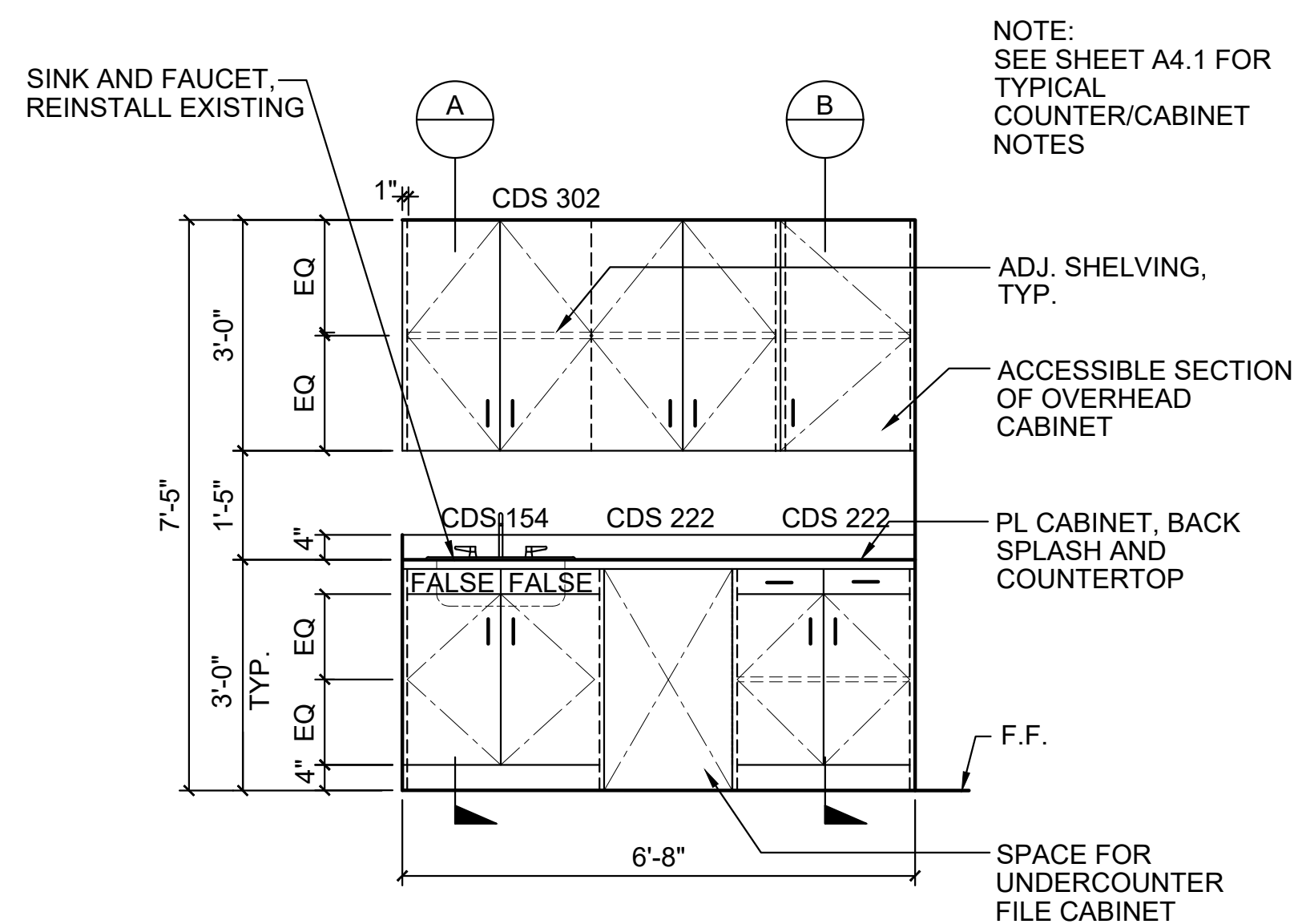




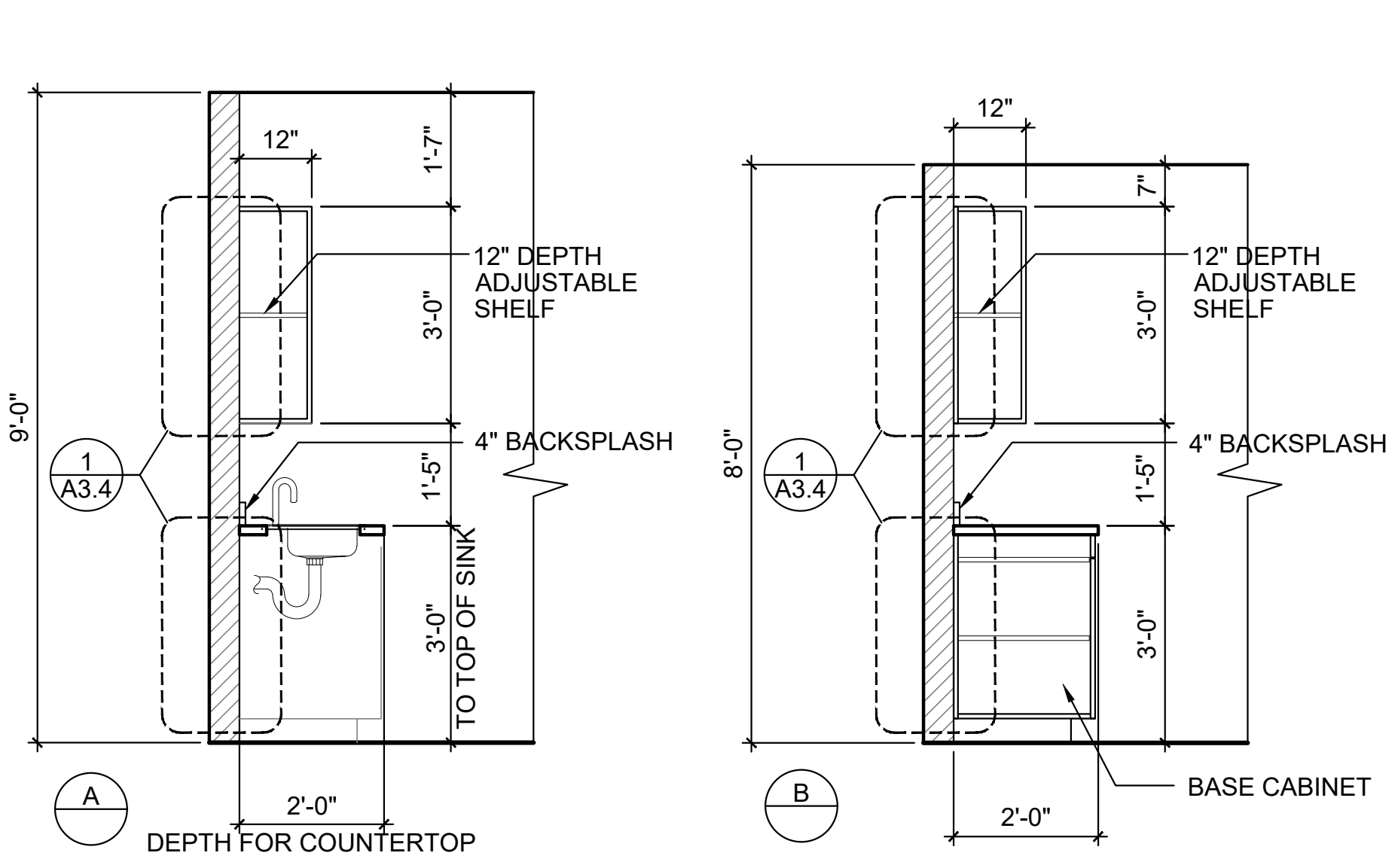
**1B TYPICAL BACKING PLATE**  
 SCALE: 0 2 4 6 INCHES 12  
 1-1/2" = 1'-0" 10-002



**1A BACKING DETAIL FOR STEEL STUD**  
 SCALE: 0 2 4 6 INCHES 12  
 1-1/2" = 1'-0" REVISED




**2 TYPICAL CASEWORK**  
 SCALE: 0 1 2 3 FEET 4  
 1/2" = 1'-0" DETL\_CELL



**3 VCT FLOORING & THRESHOLD**  
 SCALE: 0 1 2 4 INCHES 8  
 3" = 1'-0"

DSA STAMP

State of California  
 Department of General Services  
 Real Estate Services Division  
**DGS**  
 Project Management Branch  
 707 Third Street, Suite 3-305  
 Sacramento, California 95605  
 Project Director:  
 (916) 443-9848 (Phone)  
 (916) 376-1677 (Fax)  
 www.dgs.ca.gov



**JCCA J.C. CHANG & ASSOCIATES, INC.**  
 ENGINEERS • ARCHITECTS • PLANNERS  
 250 W. NILES AVENUE, SUITE 208 PH: (916) 212-7644  
 TORRANCE, CALIFORNIA 90501 FAX: (310) 212-8272

JCCA #17038-1

Issue: 18-S-1084-C-PI

No.	Date	Description
-	11/01/21	FINAL DRAWINGS V1
PH1	3/2/22	FINAL DRAWINGS V2
PH2	5/12/22	FINAL DRAWINGS V1
R1	6/3/22	FINAL DRWGS - PH1 & 2

Project  
**DSH-METROPOLITAN SNF BLDG RE-ROOF LEAK DAMAGE REPAIR PROJECT**  
 11401 Bloomfield Ave.  
 Norwalk, CA. 90650  
 Los Angeles County  
 DGS PROJECT # DGS00000142412C  
 SFM FAC #19-19-43-0002

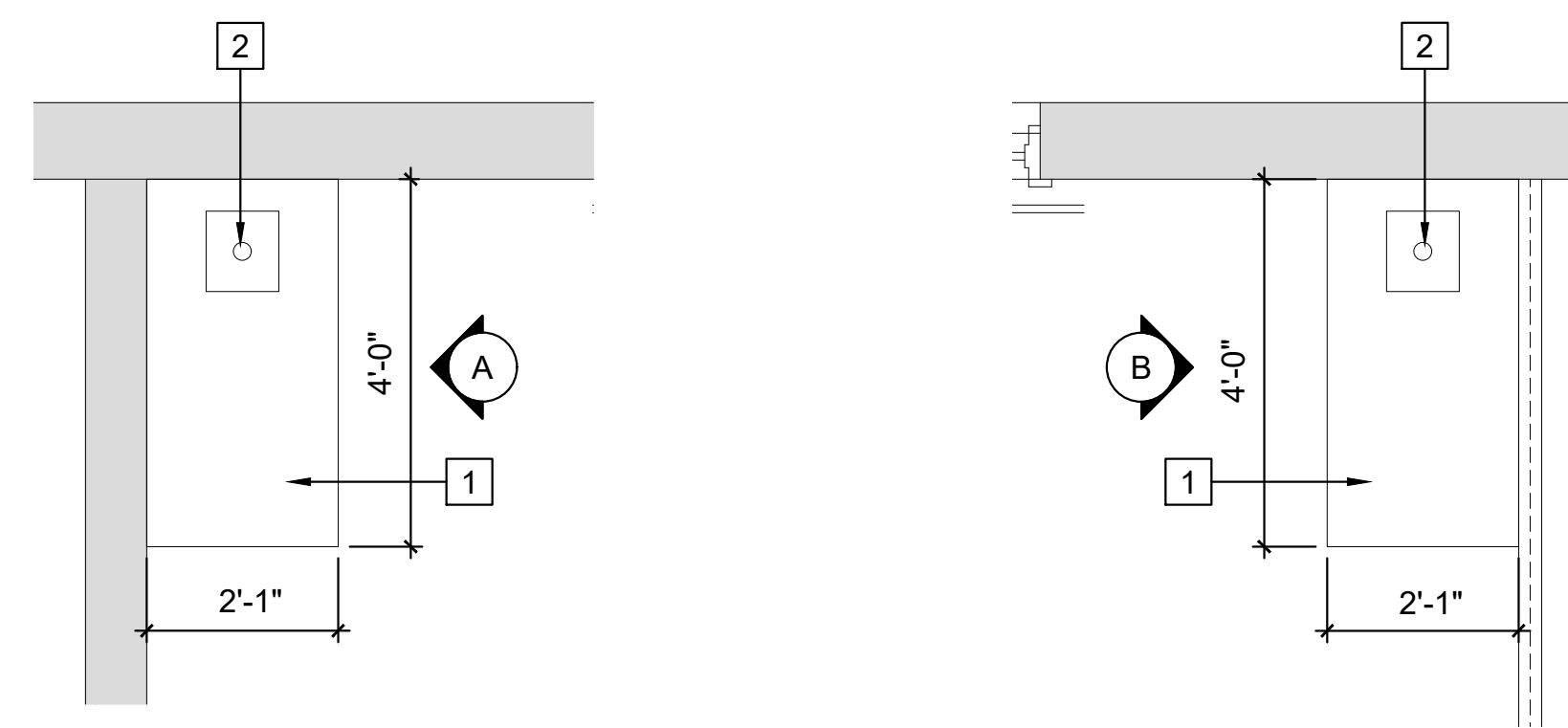
Supervisor	Designed	Drawn	Checked
MJK		MJK	MJK
File Date	Vault File Number		
-	-		

Sheet Title  
**DETAILS**

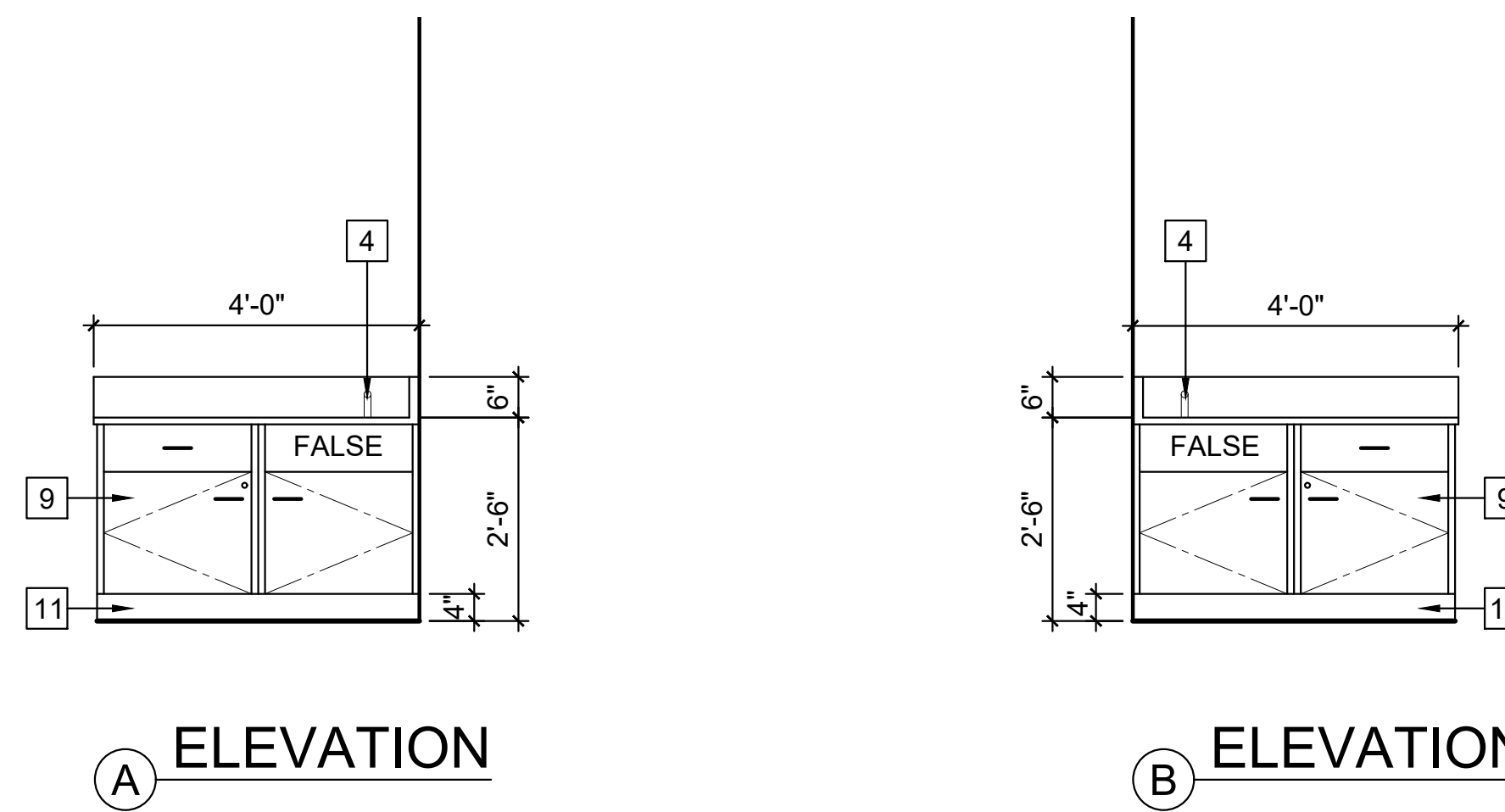
DSA Building Number	Work Order
---	-
Reference North	Sheet Scale
	AS SHOWN
	Sheet Number
	<b>A3.4</b>

DATE/TIME: 02 Jun 2022 12:02PM  
 USER: P:\1943-1943-0002\Drawings\Repair\_SNF\DSH-Metro\CA\171038\A3.4.dwg

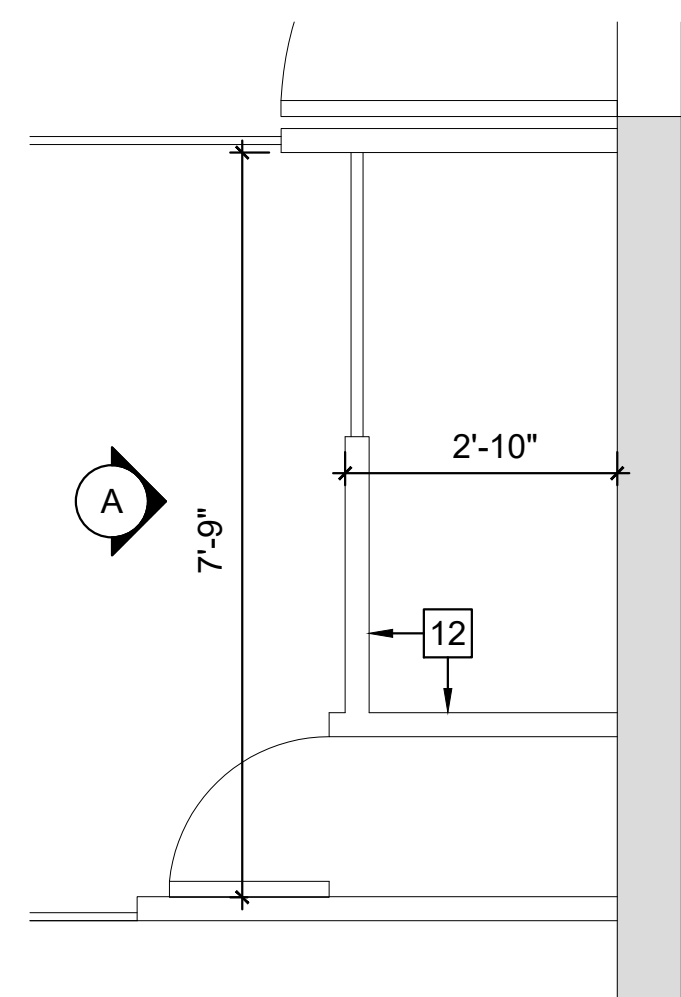




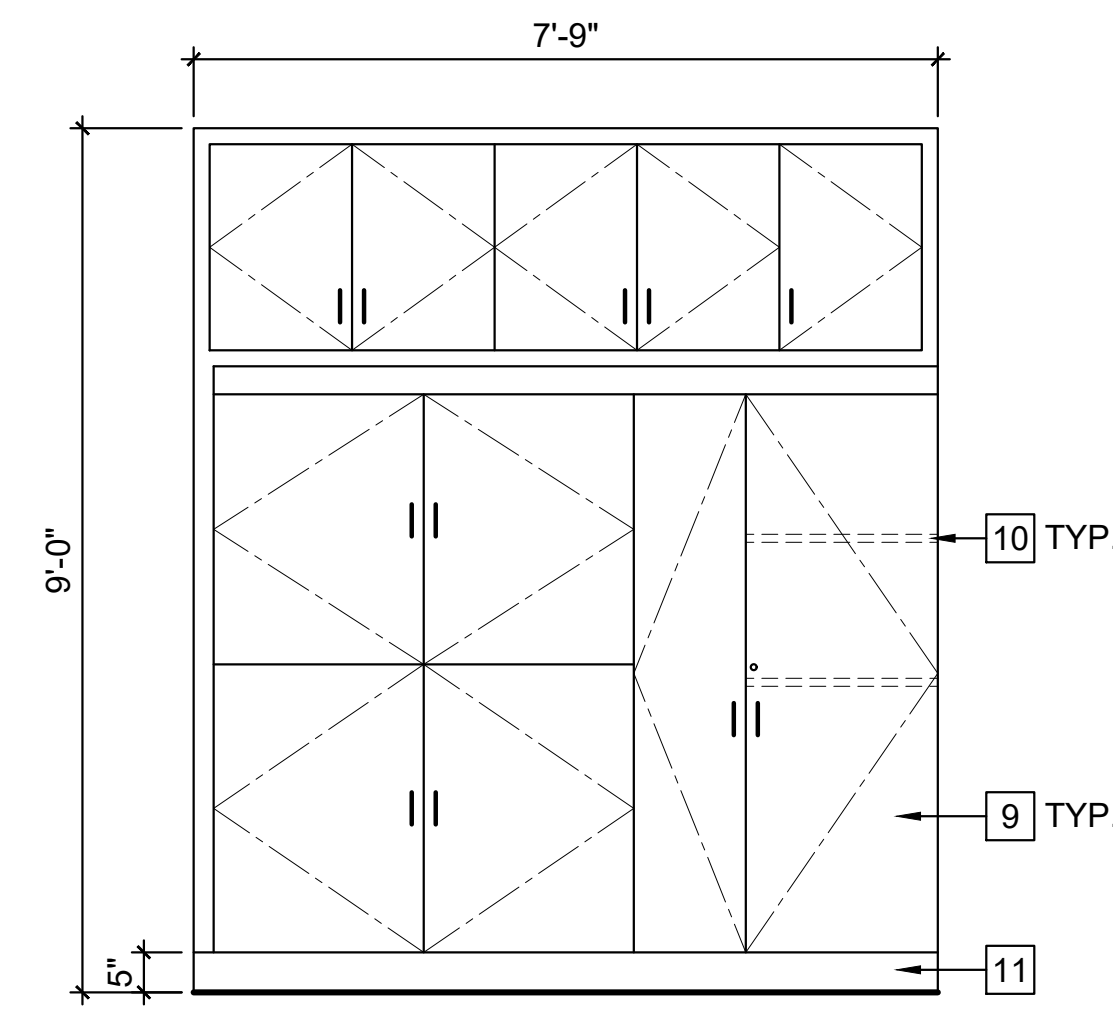
**1 DINING ENLARGED FLOOR PLAN - UNIT A**  
 A4.1 SCALE: 0 1 2 3 FEET 4  
 1/2" = 1'-0"



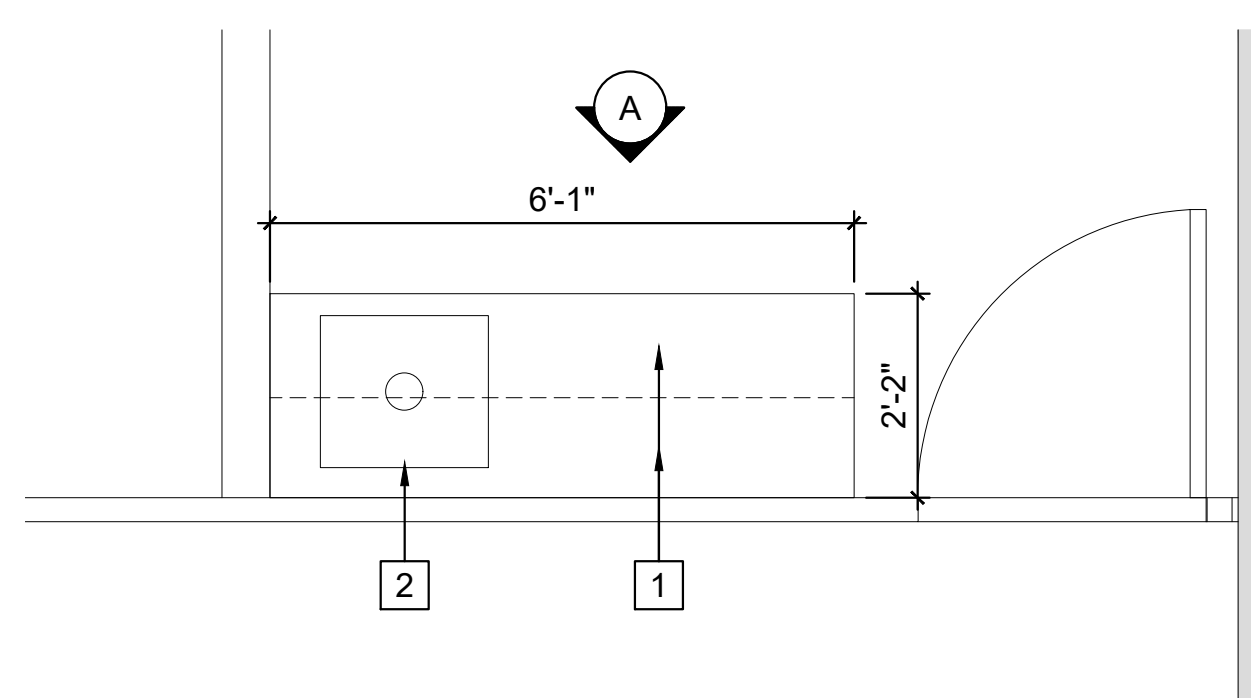
**A ELEVATION** **B ELEVATION**



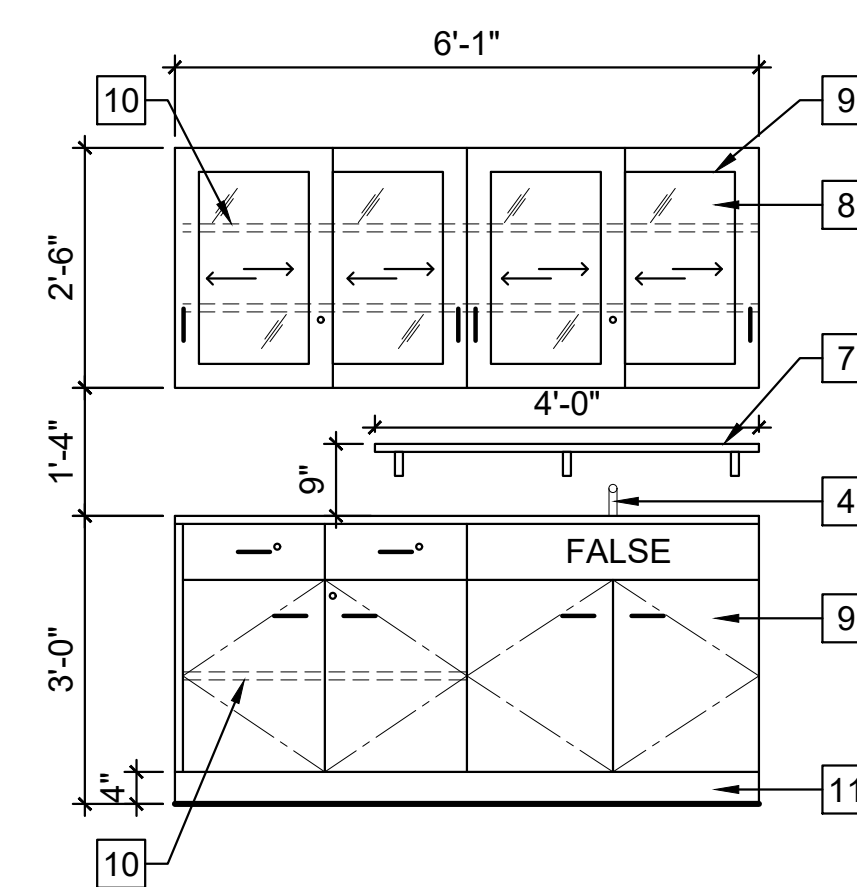
**2 ROOM 149 ENLARGED FLOOR PLAN - UNIT A**  
 A4.1 SCALE: 0 1 2 3 FEET 4  
 1/2" = 1'-0"



**A ELEVATION**



**3 ROOM 160 ENLARGED FLOOR PLAN - UNIT A**  
 A4.1 SCALE: 0 1 2 3 FEET 4  
 1/2" = 1'-0"



**A ELEVATION**

**NEW WORK KEYNOTES:**


- (E) - EXISTING
- (N) - NEW
- 1 PLASTIC-LAMINATED CASEWORK. SEE NOTE BELOW.
- 2 REMOVE AND REINSTALL (E) SINK ON NEW CABINET.
- 3 METAL FILE CABINET
- 4 REINSTALL FOOT-OPERATED OR HANDS-FREE FAUCET
- 5 COVER PLATE MATCHING NEW CASEWORK FINISH
- 6 FOOTREST UNDER DESK
- 7 WALL-MOUNTED SHELF
- 8 TEMPERED GLASS DOORS
- 9 DOOR HARDWARE AND ACCESSORIES. SEE NOTE BELOW.
- 10 ADJUSTABLE SHELF
- 11 TOE BASE
- 12 BUILT-IN CASEWORK

**NOTES:**

1. SEE SPECIFICATION SECTION 123216 & 123623.13 FOR CASEWORK INFORMATION. PROVIDE SHOP DRAWINGS FOR ALL CASEWORK AS DESCRIBED IN THE SPECIFICATIONS.
2. PROVIDE LIKE-FOR-LIKE CASEWORK IN MATERIAL, CONSTRUCTION, AND SIZE. IF NOT AVAILABLE, NOTIFY THE PROJECT MANAGER AND ARCHITECT WITH RFI, INCLUDING THE PROPOSED REPLACEMENT.
3. PROVIDE SAME TYPE OF HARDWARE TO NEW CASEWORK. IF NOT AVAILABLE, SUBMIT REPLACEMENT PRODUCT TO PROJECT MANAGER AND ARCHITECT FOR APPROVAL.
4. PROVIDE A LOCK ON ALL CASEWORK. COORDINATE WITH PROJECT MANAGER AND FACILITY MANAGER FOR KEY.
5. ALL CASEWORK CONSTRUCTION SHALL MEET THE SEISMIC REQUIREMENT OF MOST RECENT CBC AND HCAI.

DSA STAMP

State of California  
 Department of General Services  
 Real Estate Services Division  
**DGS**  
**Project Management Branch**  
 707 Third Street, Suite 3-305  
 Sacramento, California 95605  
 Project Director:  
 (916) 443-8848 (Phone)  
 (916) 376-1677 (Fax)  
 www.dgs.ca.gov



**JCCA J.C. CHANG & ASSOCIATES, INC.**  
 ENGINEERS • ARCHITECTS • PLANNERS  
 280 VAN NESS AVENUE, SUITE 208 PH: (310) 212-7644  
 TORRANCE, CALIFORNIA 90501 FAX: (310) 212-8272

JCCA #17038-1

No.	Date	Description
-	11/01/21	FINAL DRAWINGS V1
PH1	3/2/22	FINAL DRAWINGS V2
PH2	5/12/22	FINAL DRAWINGS V1
R1	6/3/22	FINAL DRWGS - PH1 & 2

Project  
**DSH-METROPOLITAN  
 SNF BLDG  
 RE-ROOF LEAK  
 DAMAGE REPAIR  
 PROJECT**

11401 Bloomfield Ave.  
 Norwalk, CA 90650  
 Los Angeles County

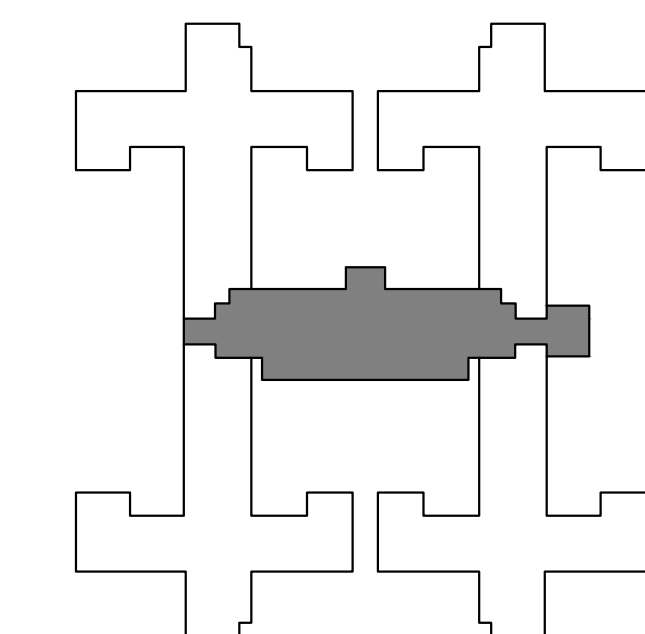
DGS PROJECT # DGS00000142412C  
 SFM FAC #19-19-43-0002

Supervisor	Designed	Drawn	Checked
MJK		JH/VL	MJK
File Date	Vault File Number		
-	-		

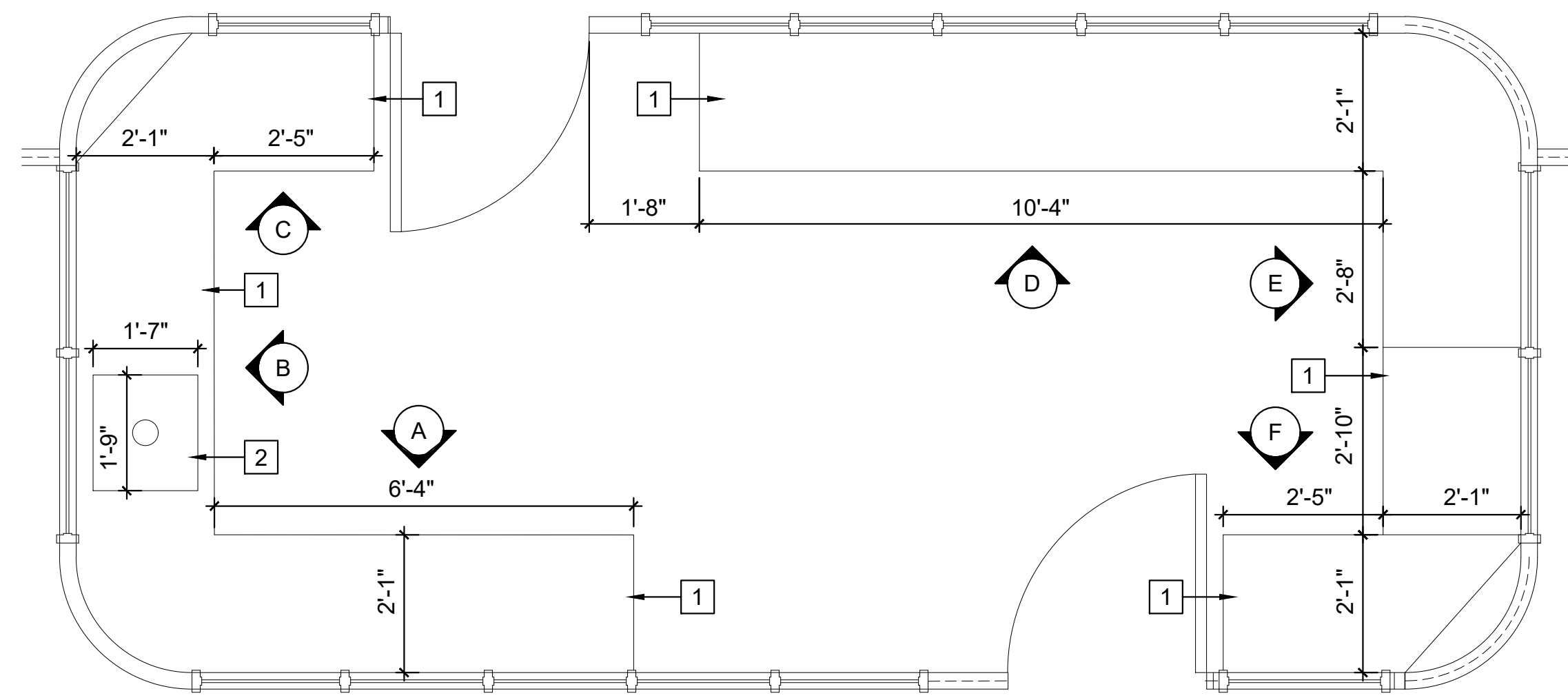
Sheet Title  
**UNIT A  
 ENLARGED CABINETS  
 PLANS AND ELEVATIONS**

DSA Building Number	Work Order
-	-

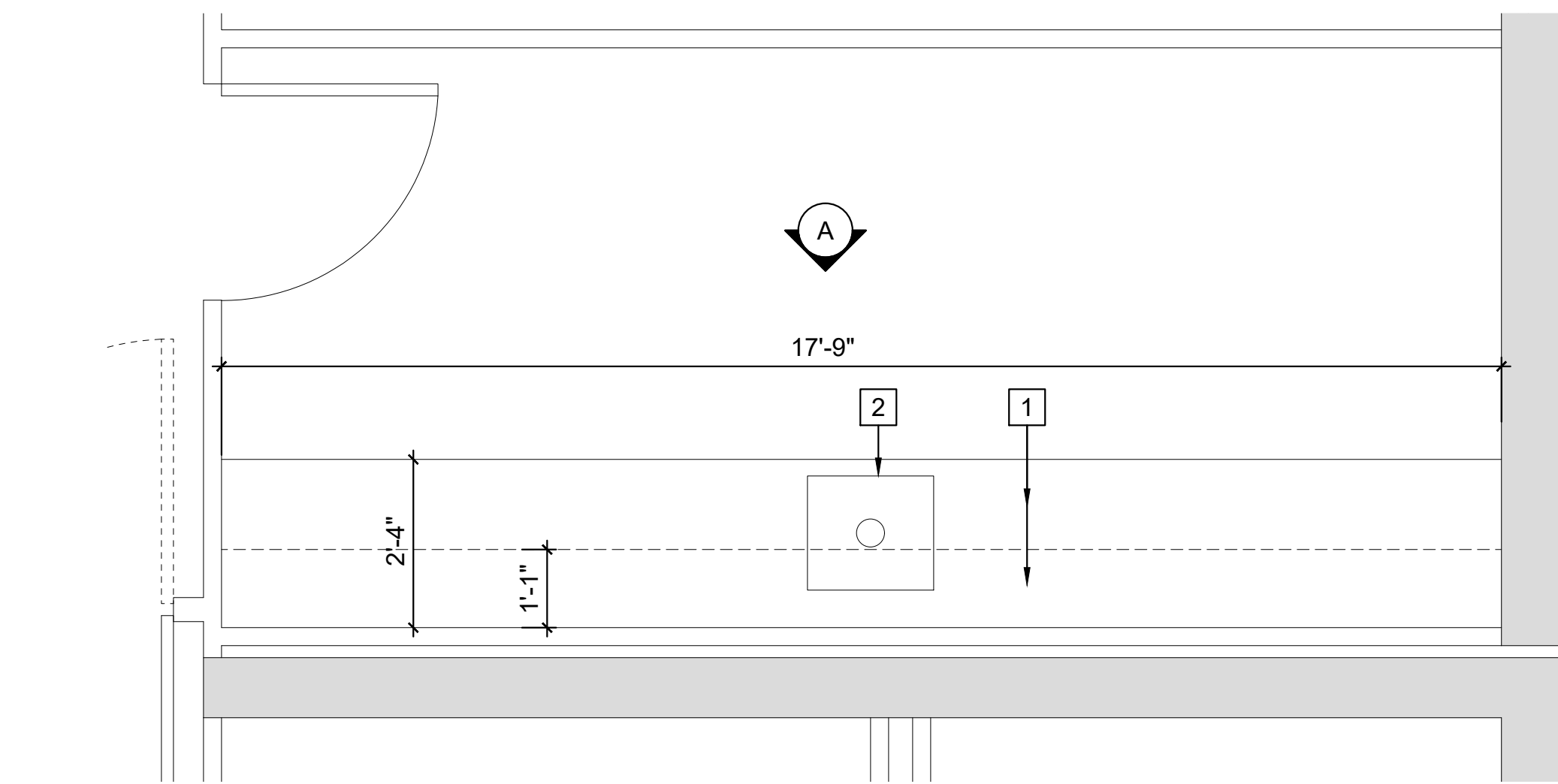
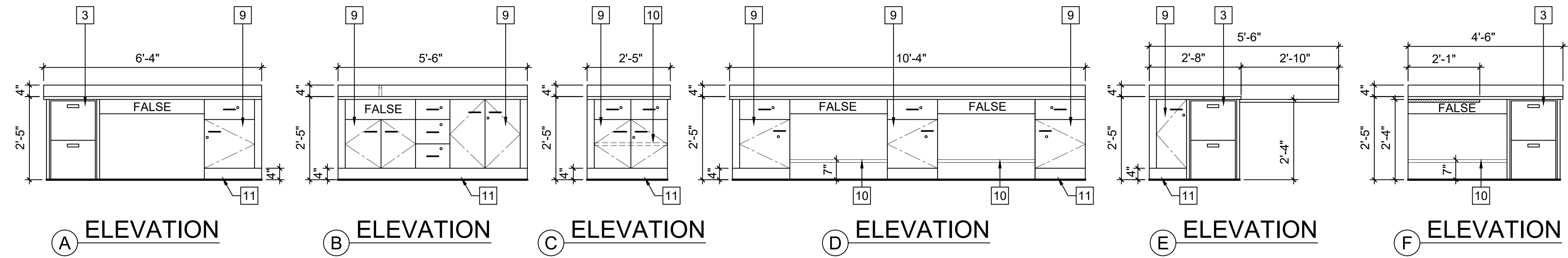
Reference North	Sheet Scale
	AS SHOWN
Sheet Number	A4.1



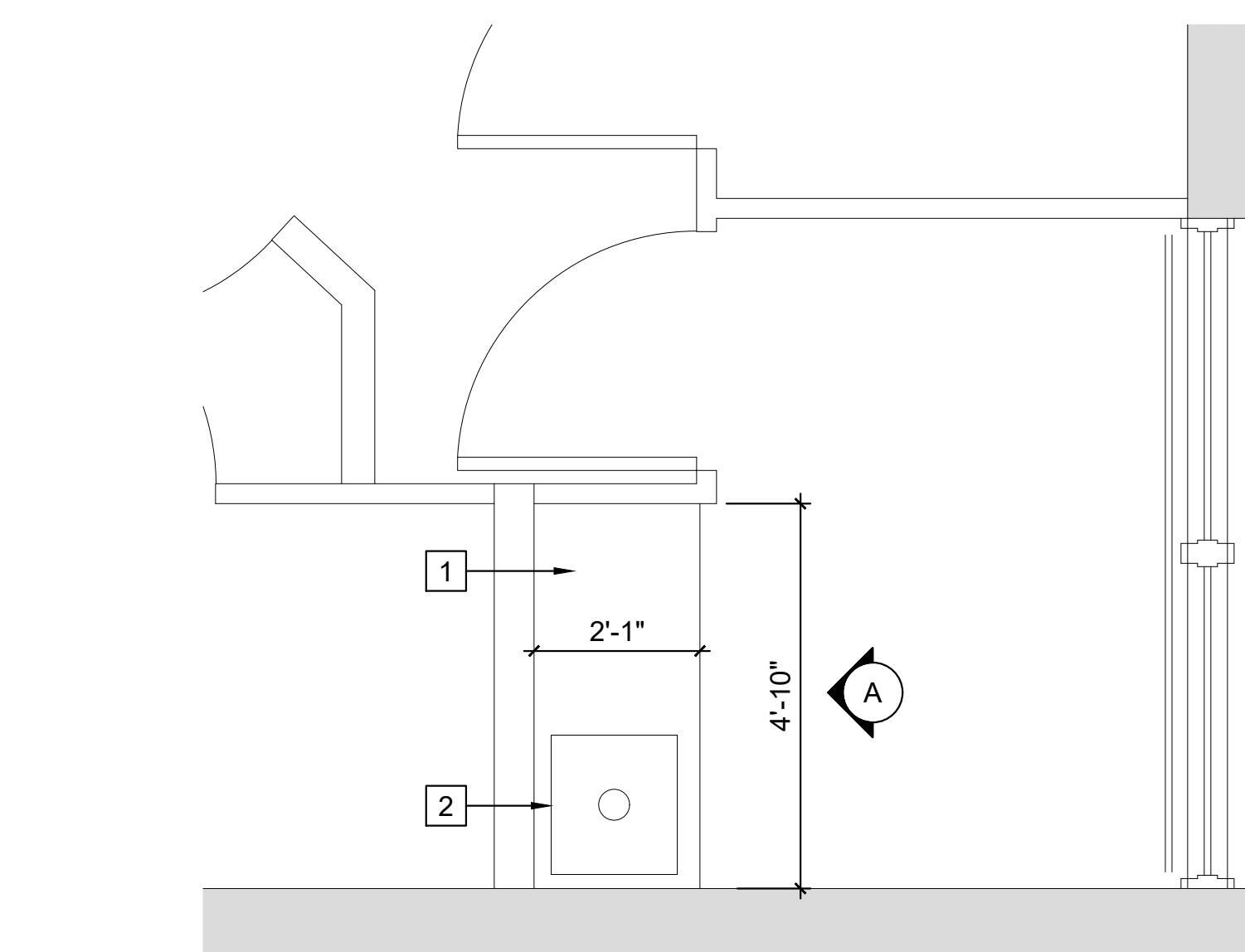
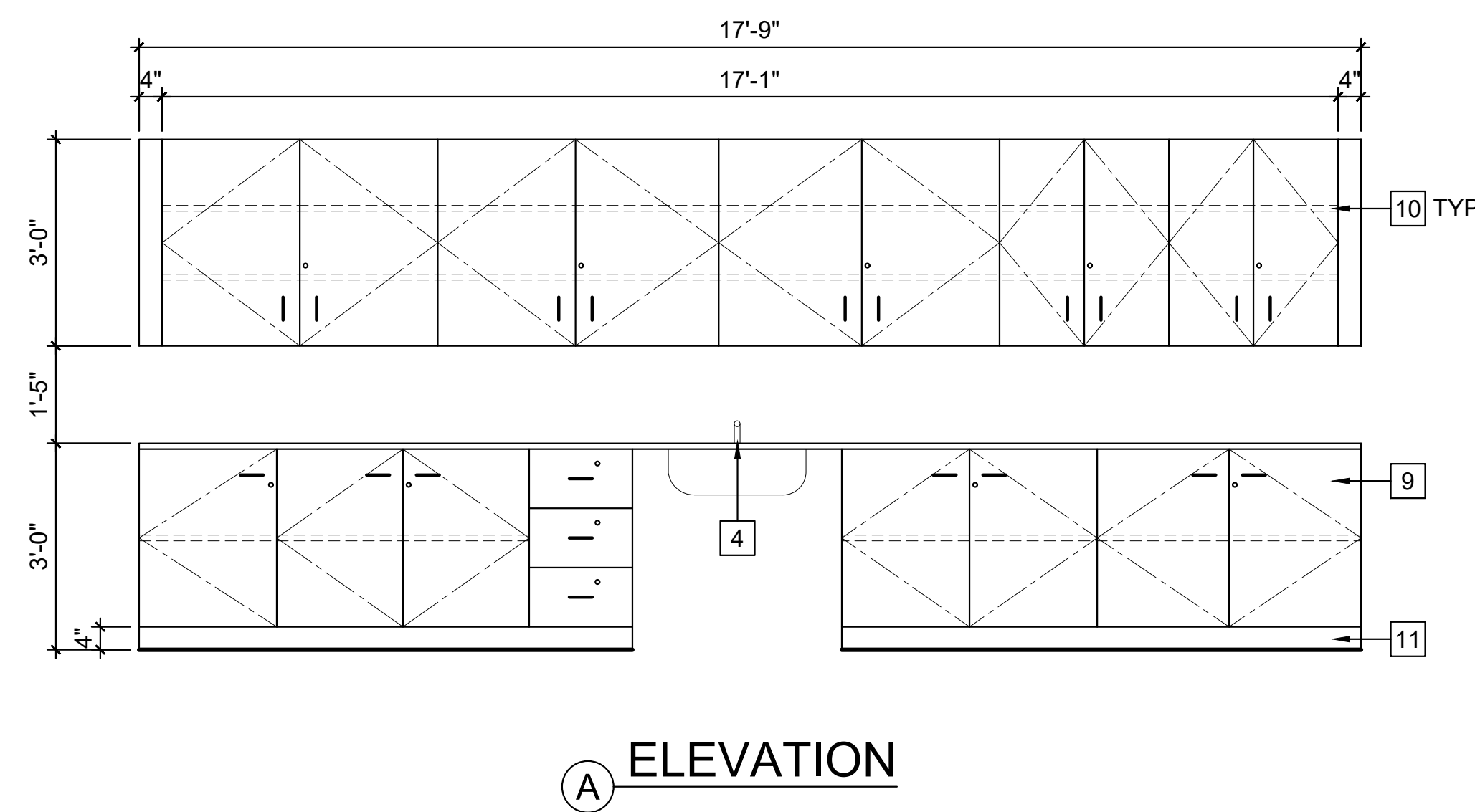
S.N.F. BUILDING KEYPLAN



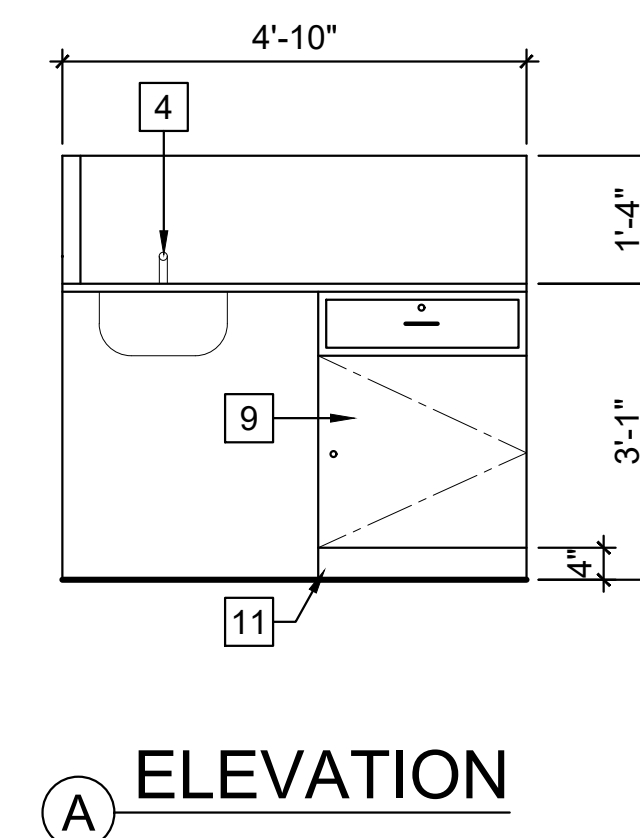
**1 NURSE'S STATION ENLARGED FLOOR PLAN - UNIT 417**  
 A4.2 SCALE: 0 1 2 3 FEET 4  
 1/2" = 1'-0"



**2 MEDICATION ROOM ENLARGED FLOOR PLAN - UNIT 417**  
 A4.2 SCALE: 0 1 2 3 FEET 4  
 1/2" = 1'-0"



**3 STAFF BREAK ROOM ENLARGED FLOOR PLAN - UNIT 417**  
 A4.2 SCALE: 0 1 2 3 FEET 4  
 1/2" = 1'-0"



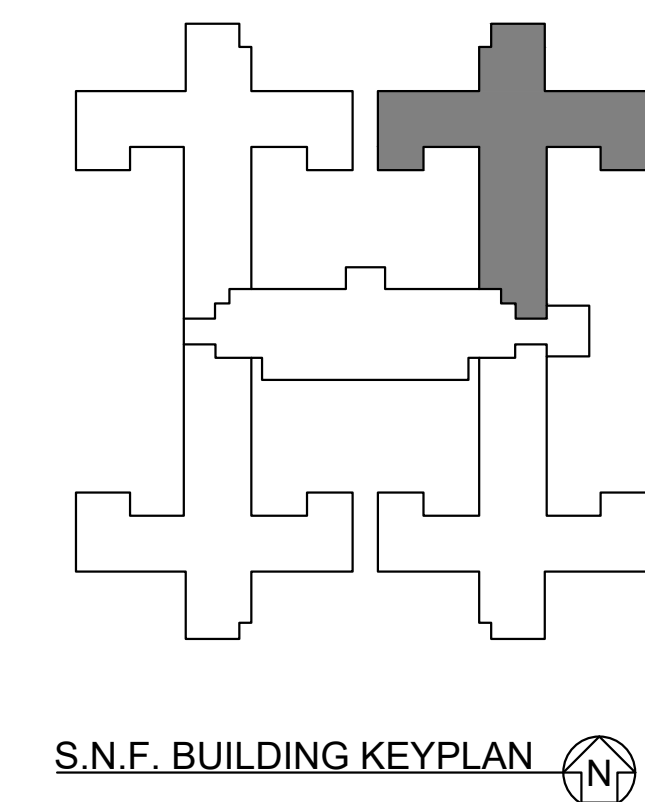
**NEW WORK KEYNOTES:**

(E) - EXISTING  
 (N) - NEW

- 1 PLASTIC-LAMINATED CASEWORK. SEE NOTE BELOW.
- 2 REMOVE AND REINSTALL (E) SINK ON NEW CABINET.
- 3 METAL FILE CABINET
- 4 REINSTALL FOOT-OPERATED OR HANDS-FREE FAUCET
- 5 COVER PLATE MATCHING NEW CASEWORK FINISH
- 6 FOOTREST UNDER DESK
- 7 WALL-MOUNTED SHELF
- 8 TEMPERED GLASS DOORS
- 9 DOOR HARDWARE AND ACCESSORIES. SEE NOTE BELOW.
- 10 ADJUSTABLE SHELF
- 11 TOE BASE
- 12 BUILT-IN CASEWORK


**NOTES:**

1. SEE SPECIFICATION SECTION 123216 & 123623.13 FOR CASEWORK INFORMATION. PROVIDE SHOP DRAWINGS FOR ALL CASEWORK AS DESCRIBED IN THE SPECIFICATIONS.
2. PROVIDE LIKE-FOR-LIKE CASEWORK IN MATERIAL, CONSTRUCTION, AND SIZE. IF NOT AVAILABLE, NOTIFY THE PROJECT MANAGER AND ARCHITECT WITH RFI, INCLUDING THE PROPOSED REPLACEMENT.
3. PROVIDE SAME TYPE OF HARDWARE TO NEW CASEWORK. IF NOT AVAILABLE, SUBMIT REPLACEMENT PRODUCT TO PROJECT MANAGER AND ARCHITECT FOR APPROVAL.
4. PROVIDE A LOCK ON ALL CASEWORK. COORDINATE WITH PROJECT MANAGER AND FACILITY MANAGER FOR KEY.
5. ALL CASEWORK CONSTRUCTION SHALL MEET THE SEISMIC REQUIREMENT OF MOST RECENT CBC AND HCAL.



DSA STAMP

State of California  
 Department of General Services  
 Real Estate Services Division  
**DGS**  
**Project Management Branch**  
 707 Third Street, Suite 3-305  
 Sacramento, California 95605  
 Project Director:  
 (916) 443-9848 (Phone)  
 (916) 376-1677 (Fax)  
 www.dgs.ca.gov



**JCCA J.C. CHANG & ASSOCIATES, INC.**  
 ENGINEERS • ARCHITECTS • PLANNERS  
 280 VAN NESS AVENUE, SUITE 208 PH (916) 212-7644  
 TORRANCE, CALIFORNIA 90501 FAX (310) 212-8272

JCCA #17038-1

No.	Date	Description
-	11/01/21	FINAL DRAWINGS V1
PH1	3/2/22	FINAL DRAWINGS V2
PH2	5/12/22	FINAL DRAWINGS V1
R1	6/3/22	FINAL DRWGS - PH1 & 2

Project  
**DSH-METROPOLITAN SNF BLDG RE-ROOF LEAK DAMAGE REPAIR PROJECT**  
 11401 Bloomfield Ave.  
 Norwalk, CA 90650  
 Los Angeles County

DGS PROJECT # DGS00000142412C  
 SFM FAC #19-19-43-0002

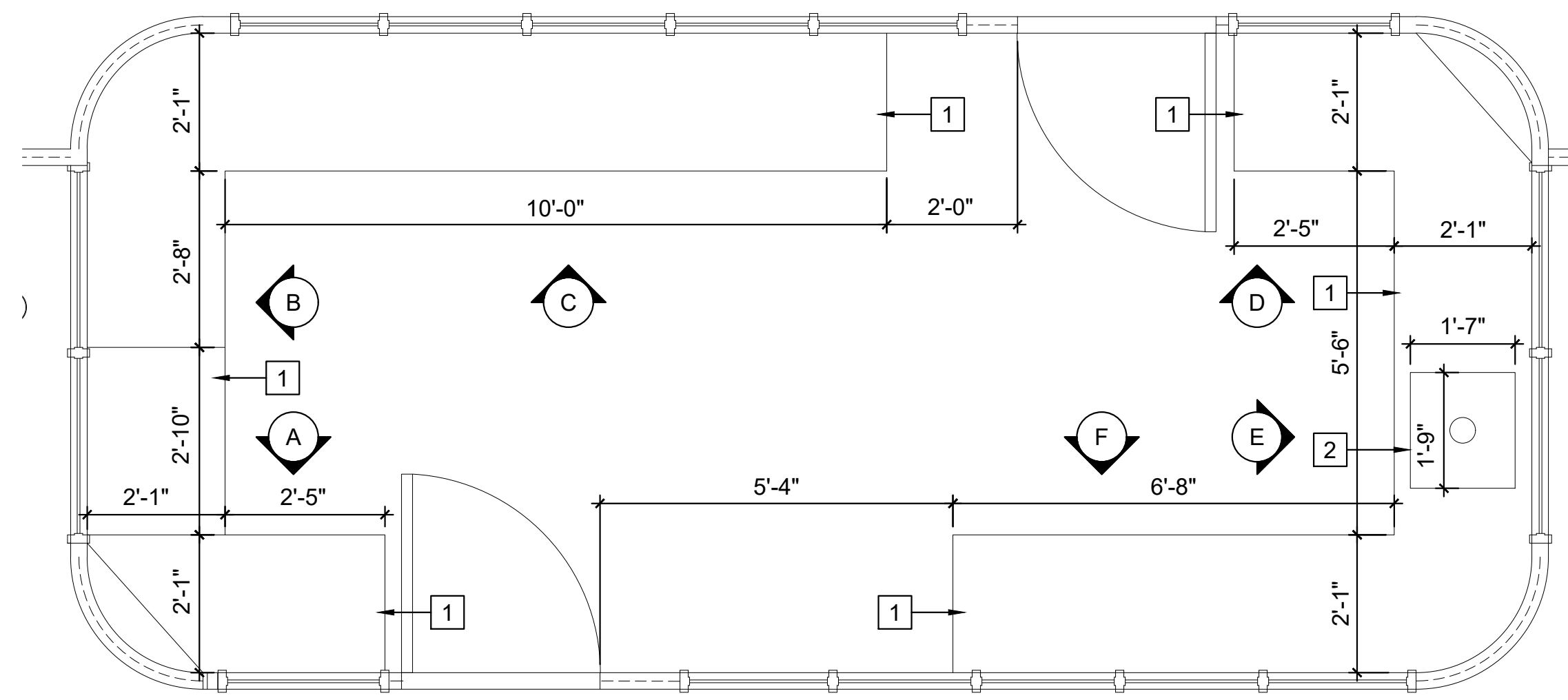
Supervisor	Designed	Drawn	Checked
MJK	JH/VL	MJK	

Sheet Title  
**UNIT 417 ENLARGED CABINETS PLANS AND ELEV.**

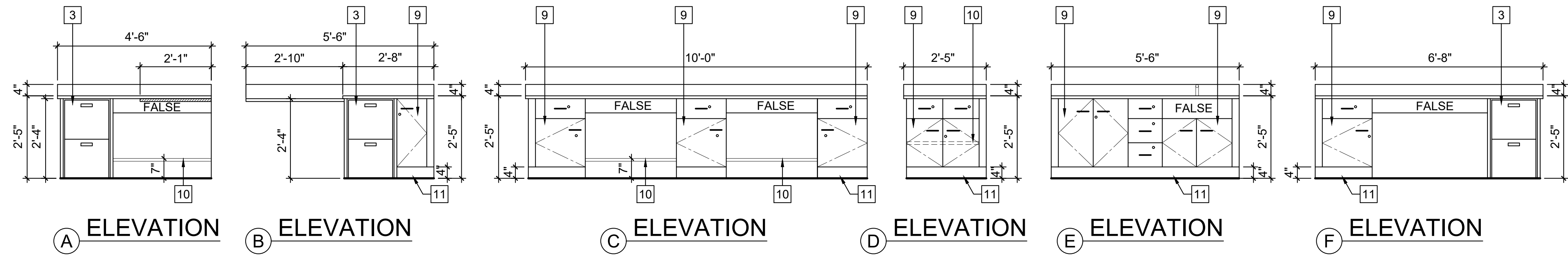
DSA Building Number	Work Order
-	-

Reference North  
 AS SHOWN  
 Sheet Number

**A4.2**



**1 NURSE'S STATION ENLARGED FLOOR PLAN - UNIT 418**  
 A4.3 SCALE: 0 1 2 3 FEET 4  
 1/2" = 1'-0"




**NEW WORK KEYNOTES:**

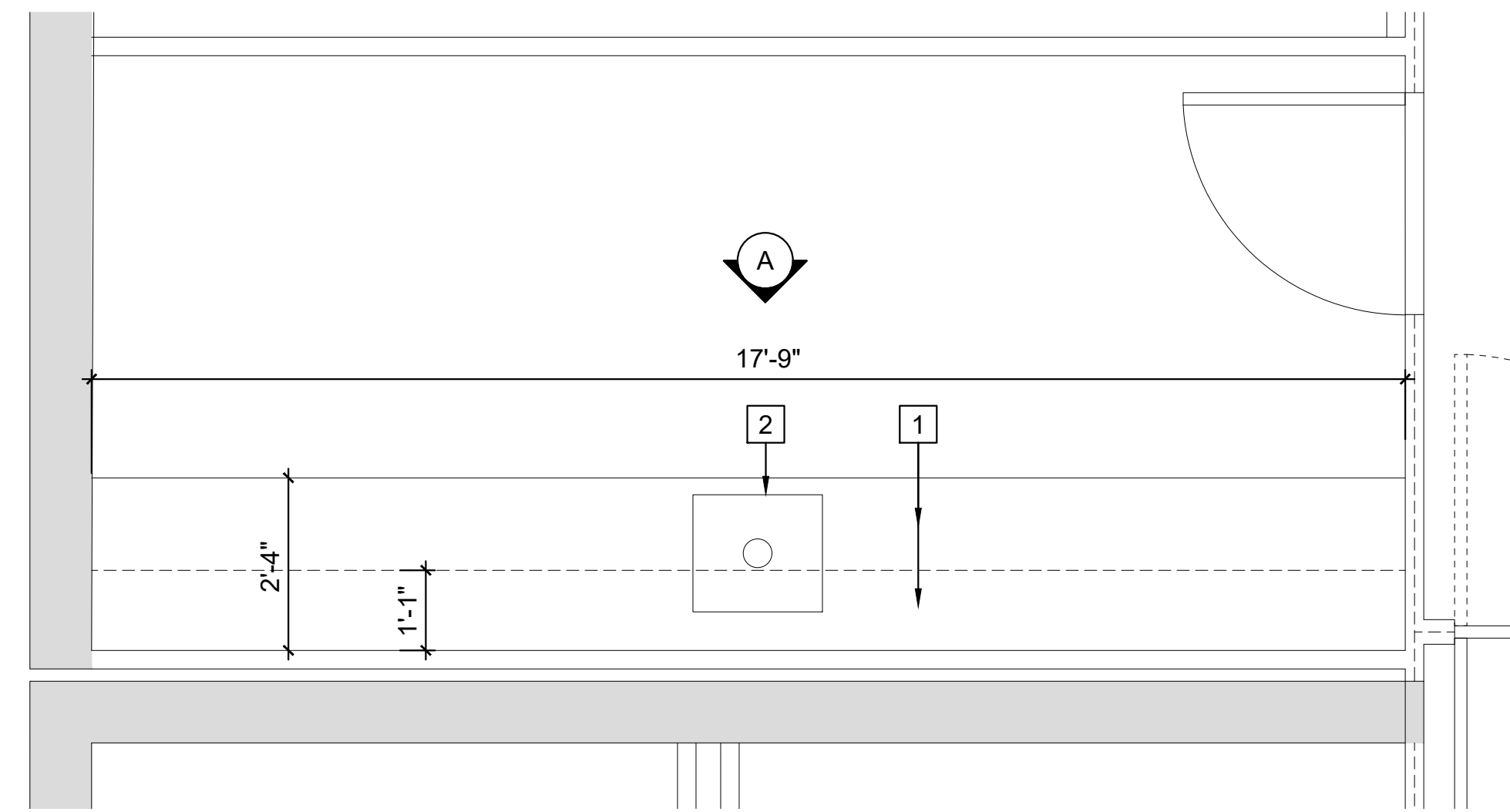
- (E) - EXISTING
- (N) - NEW
- 1 PLASTIC-LAMINATED CASEWORK. SEE NOTE BELOW.
- 2 REMOVE AND REINSTALL (E) SINK ON NEW CABINET.
- 3 METAL FILE CABINET
- 4 REINSTALL FOOT-OPERATED OR HANDS-FREE FAUCET
- 5 COVER PLATE MATCHING NEW CASEWORK FINISH
- 6 FOOTREST UNDER DESK
- 7 WALL-MOUNTED SHELF
- 8 TEMPERED GLASS DOORS
- 9 DOOR HARDWARE AND ACCESSORIES. SEE NOTE BELOW.
- 10 ADJUSTABLE SHELF
- 11 TOE BASE
- 12 BUILT-IN CASEWORK

**NOTES:**

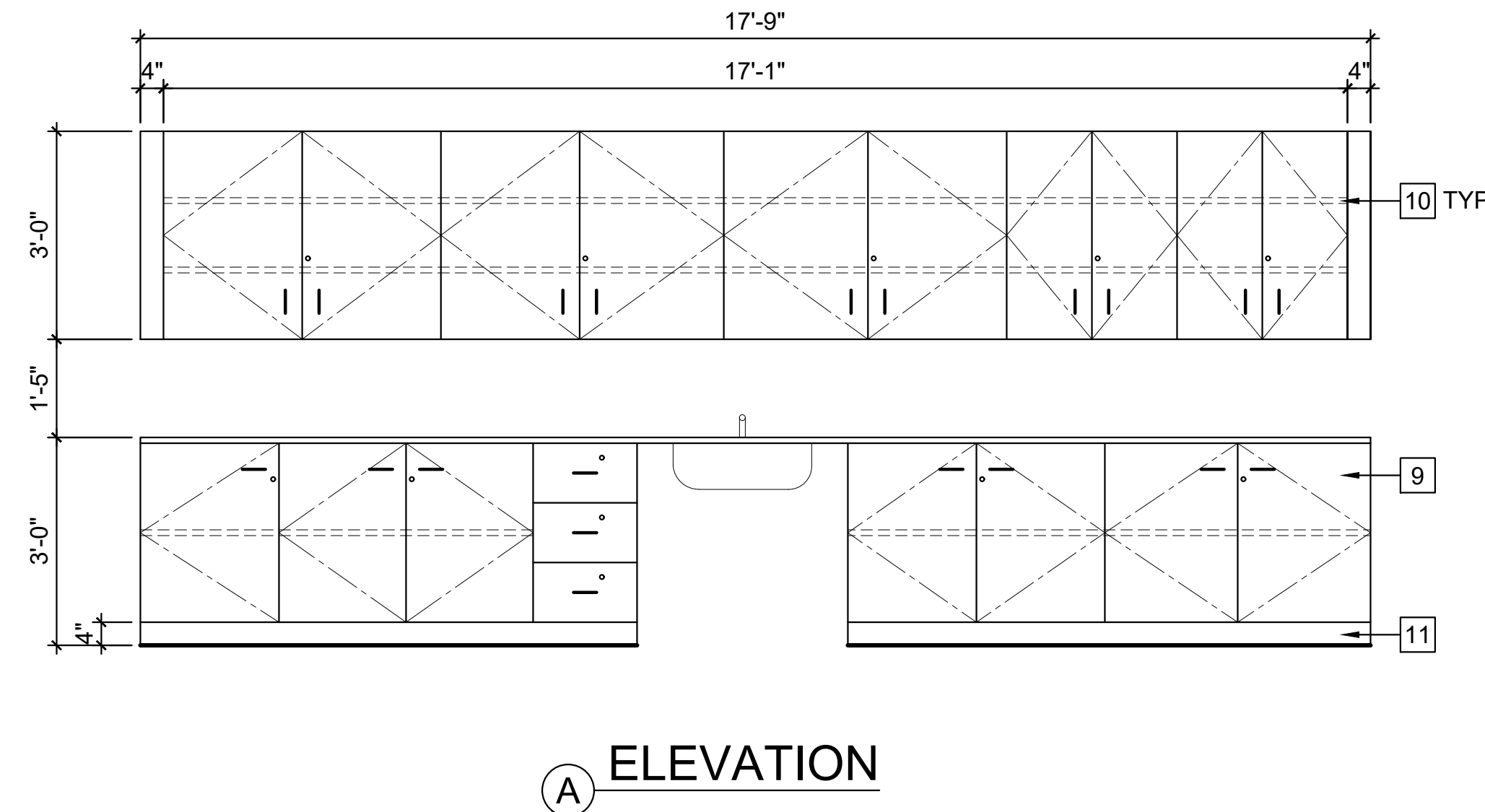
1. SEE SPECIFICATION SECTION 123216 & 123623.13 FOR CASEWORK INFORMATION. PROVIDE SHOP DRAWINGS FOR ALL CASEWORK AS DESCRIBED IN THE SPECIFICATIONS.
2. PROVIDE LIKE-FOR-LIKE CASEWORK IN MATERIAL, CONSTRUCTION, AND SIZE. IF NOT AVAILABLE, NOTIFY THE PROJECT MANAGER AND ARCHITECT WITH RFI, INCLUDING THE PROPOSED REPLACEMENT.
3. PROVIDE SAME TYPE OF HARDWARE TO NEW CASEWORK. IF NOT AVAILABLE, SUBMIT REPLACEMENT PRODUCT TO PROJECT MANAGER AND ARCHITECT FOR APPROVAL.
4. PROVIDE A LOCK ON ALL CASEWORK. COORDINATE WITH PROJECT MANAGER AND FACILITY MANAGER FOR KEY.
5. ALL CASEWORK CONSTRUCTION SHALL MEET THE SEISMIC REQUIREMENT OF MOST RECENT CBC AND HCAL.



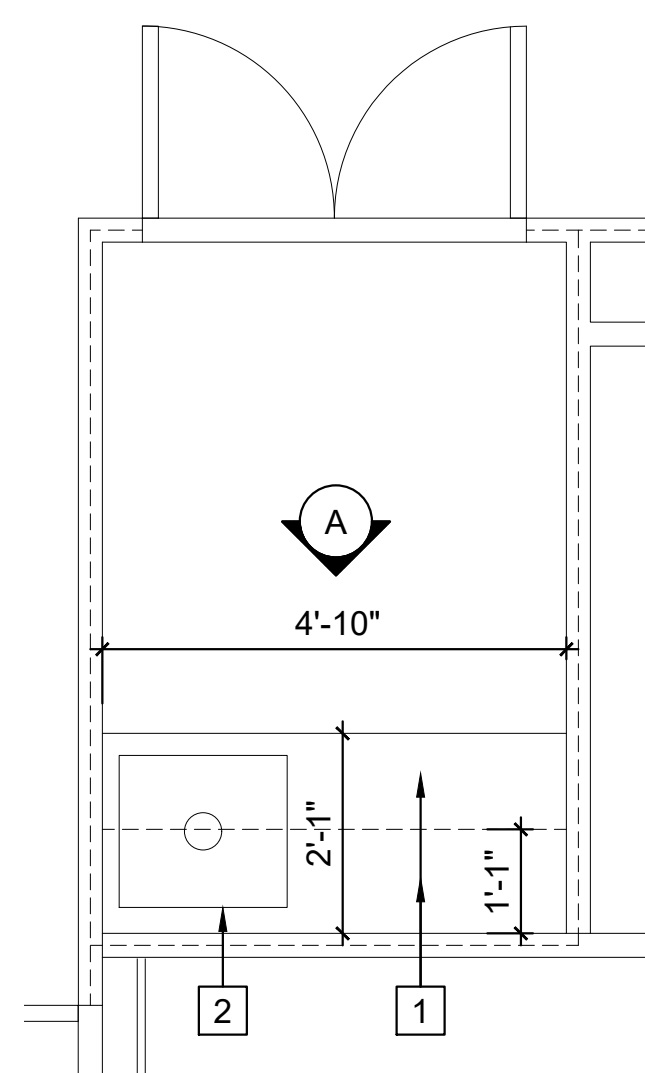
S.N.F. BUILDING KEYPLAN



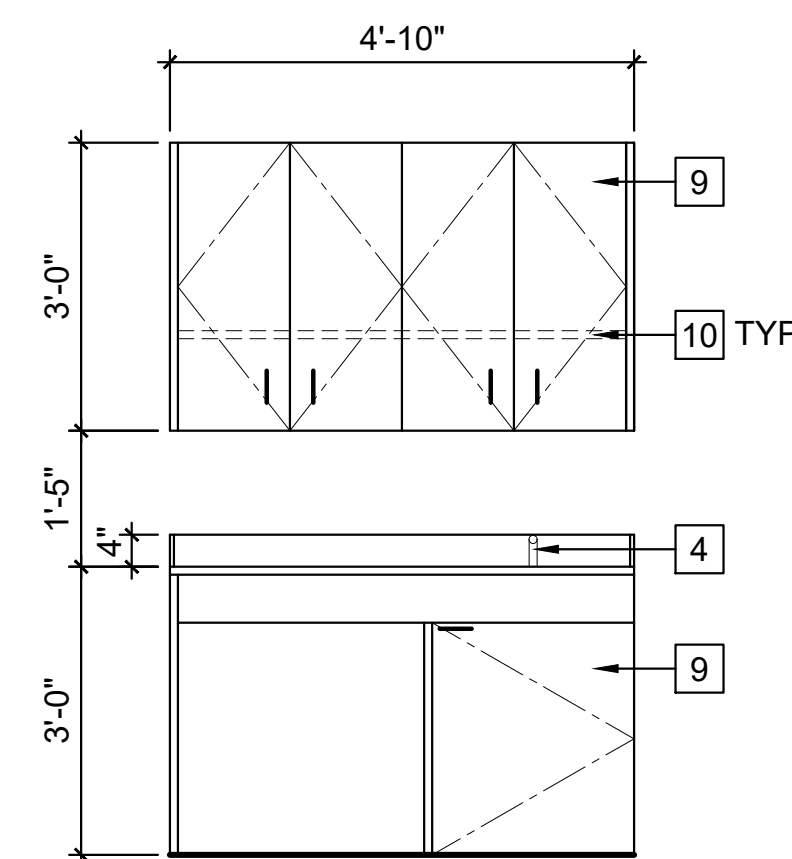
**2 MEDICATION ROOM ENLARGED FLOOR PLAN - UNIT 418**  
 A4.3 SCALE: 0 1 2 3 FEET 4  
 1/2" = 1'-0"



**A ELEVATION**




**3 TREATMENT ROOM ENLARGED FLOOR PLAN - UNIT 418**  
 A4.3 SCALE: 0 1 2 3 FEET 4  
 1/2" = 1'-0"



**A ELEVATION**

DSA STAMP

State of California  
 Department of General Services  
 Real Estate Services Division  
**DGS**  
 Project Management Branch  
 707 Third Street, Suite 3-305  
 Sacramento, California 95605  
 Project Director:  
 (916) 443-9848 (Phone)  
 (916) 376-1677 (Fax)  
 www.dgs.ca.gov



**JCCA J.C. CHANG & ASSOCIATES, INC.**  
 ENGINEERS ARCHITECTS PLANNERS  
 130 VAN NESS AVENUE, SUITE 208 PH (310) 212-7844  
 TORRANCE, CALIFORNIA 90501 FAX (310) 212-8272

JCCA #17038-1

Issue: 18-S-1084-C-PI

No.	Date	Description
-	11/01/21	FINAL DRAWINGS V1
PH1	3/2/22	FINAL DRAWINGS V2
PH2	5/12/22	FINAL DRAWINGS V1
R1	6/3/22	FINAL DRWG - PH1 & 2

Project  
**DSH-METROPOLITAN  
 SNF BLDG  
 RE-ROOF LEAK  
 DAMAGE REPAIR  
 PROJECT**

11401 Bloomfield Ave.  
 Norwalk, CA 90650  
 Los Angeles County

DGS PROJECT # DGS00000142412C  
 SFM FAC #19-19-43-0002

Supervisor	Designed	Drawn	Checked
MJK	JH/VL	MJK	

File Date Vault File Number

Sheet Title  
**UNIT 418  
 ENLARGED CABINETS  
 PLANS AND ELEV.**

DSA Building Number Work Order

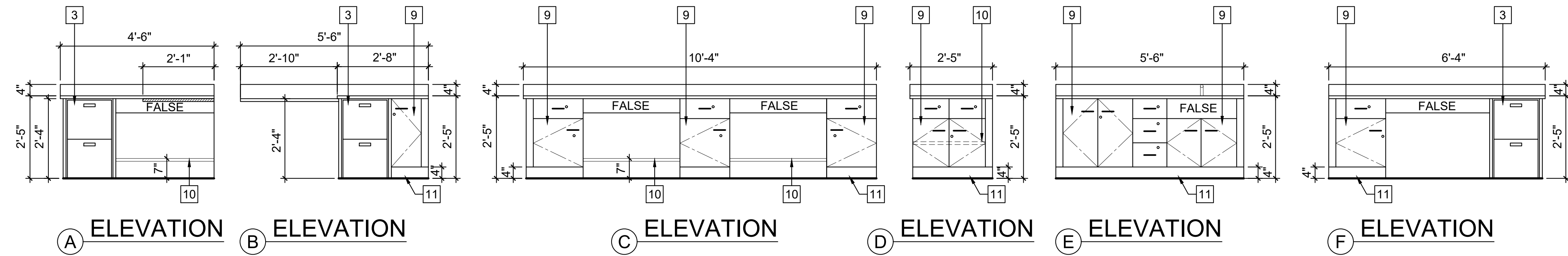
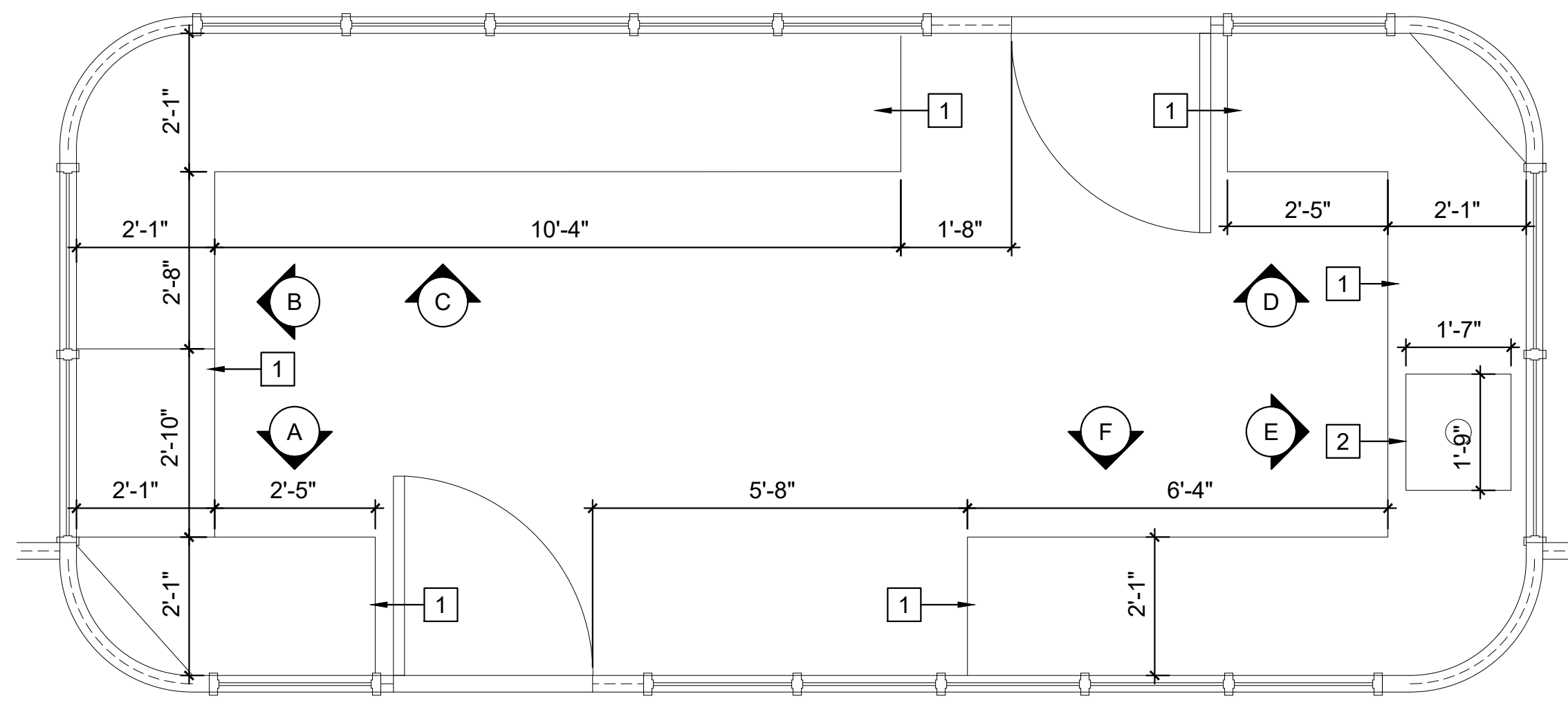
Reference North Sheet Scale

AS SHOWN

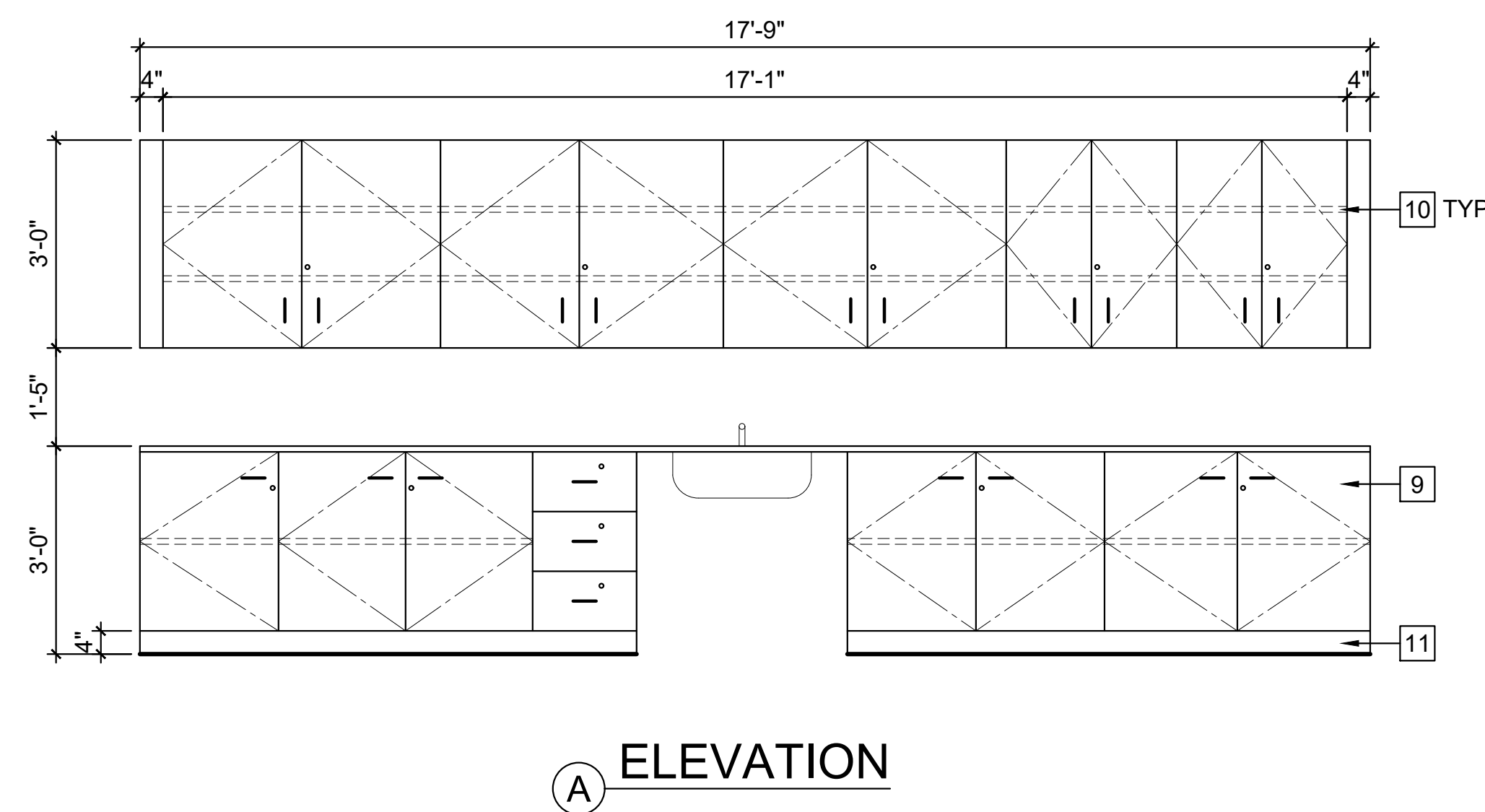
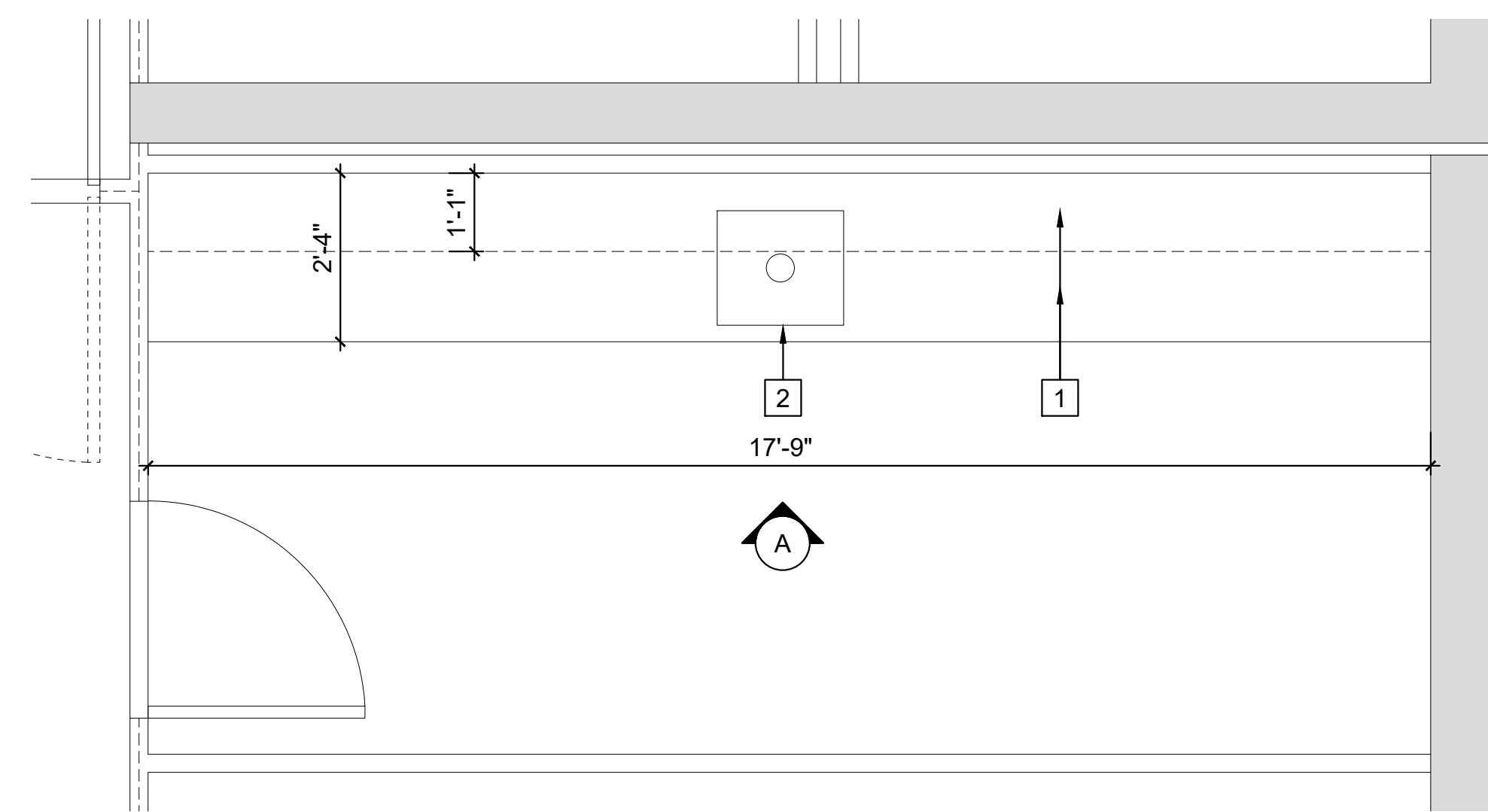
Sheet Number

**A4.3**

PHASE 1&2 CEILING REPAIR



**1 NURSE'S STATION ENLARGED FLOOR PLAN - UNIT 419**  
 A4.4 SCALE: 0 1 2 3 FEET 4  
 1/2" = 1'-0"



**2 MEDICATION ROOM ENLARGED FLOOR PLAN - UNIT 419**  
 A4.4 SCALE: 0 1 2 3 FEET 4  
 1/2" = 1'-0"

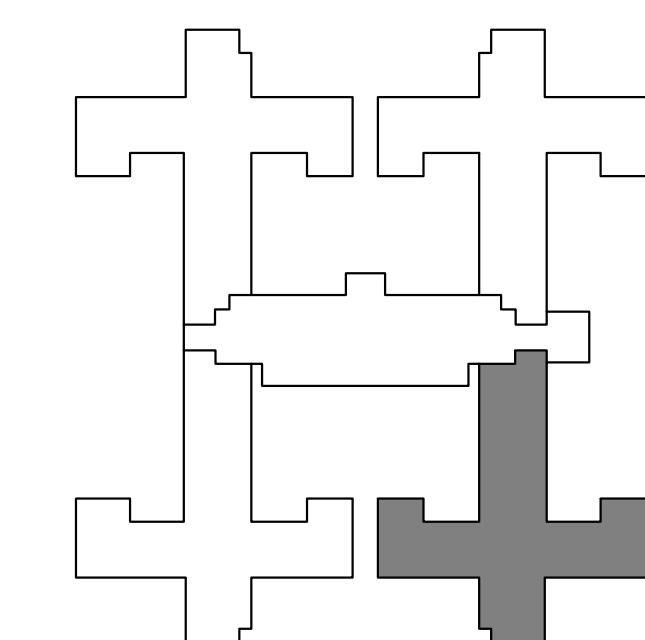
**NEW WORK KEYNOTES:**

(E) - EXISTING  
 (N) - NEW

- 1 PLASTIC-LAMINATED CASEWORK. SEE NOTE BELOW.
- 2 REMOVE AND REINSTALL (E) SINK ON NEW CABINET.
- 3 METAL FILE CABINET
- 4 REINSTALL FOOT-OPERATED OR HANDS-FREE FAUCET
- 5 COVER PLATE MATCHING NEW CASEWORK FINISH
- 6 FOOTREST UNDER DESK
- 7 WALL-MOUNTED SHELF
- 8 TEMPERED GLASS DOORS
- 9 DOOR HARDWARE AND ACCESSORIES. SEE NOTE BELOW.
- 10 ADJUSTABLE SHELF
- 11 TOE BASE
- 12 BUILT-IN CASEWORK

**NOTES:**


1. SEE SPECIFICATION SECTION 123216 & 123623.13 FOR CASEWORK INFORMATION. PROVIDE SHOP DRAWINGS FOR ALL CASEWORK AS DESCRIBED IN THE SPECIFICATIONS.
2. PROVIDE LIKE-FOR-LIKE CASEWORK IN MATERIAL, CONSTRUCTION, AND SIZE. IF NOT AVAILABLE, NOTIFY THE PROJECT MANAGER AND ARCHITECT WITH RFI, INCLUDING THE PROPOSED REPLACEMENT.
3. PROVIDE SAME TYPE OF HARDWARE TO NEW CASEWORK. IF NOT AVAILABLE, SUBMIT REPLACEMENT PRODUCT TO PROJECT MANAGER AND ARCHITECT FOR APPROVAL.
4. PROVIDE A LOCK ON ALL CASEWORK. COORDINATE WITH PROJECT MANAGER AND FACILITY MANAGER FOR KEY.
5. ALL CASEWORK CONSTRUCTION SHALL MEET THE SEISMIC REQUIREMENT OF MOST RECENT CBC AND HCAL.



S.N.F. BUILDING KEYPLAN

DSA STAMP

State of California  
 Department of General Services  
 Real Estate Services Division  
**DGS**  
**Project Management Branch**  
 707 Third Street, Suite 3-305  
 Sacramento, California 95605  
 Project Director:  
 (916) 443-9848 (Phone)  
 (916) 376-1677 (Fax)  
 www.dgs.ca.gov



**JCCA J.C. CHANG & ASSOCIATES, INC.**  
 ENGINEERS • ARCHITECTS • PLANNERS  
 285 W. NILES AVENUE, SUITE 208 PH: (310) 212-7644  
 TORRANCE, CALIFORNIA 90501 FAX: (310) 212-8272

JCCA #17038-1

No.	Date	Description
-	11/01/21	FINAL DRAWINGS V1
PH1	3/2/22	FINAL DRAWINGS V2
PH2	5/12/22	FINAL DRAWINGS V1
R1	6/3/22	FINAL DRWG - PH1 & 2

Project  
**DSH-METROPOLITAN SNF BLDG RE-ROOF LEAK DAMAGE REPAIR PROJECT**  
 11401 Bloomfield Ave.  
 Norwalk, CA 90650  
 Los Angeles County  
 DGS PROJECT # DGS00000142412C  
 SFM FAC #19-19-43-0002

Supervisor	Designed	Drawn	Checked
MJK		JH/VL	MJK
File Date	Vault File Number		
-	-		

Sheet Title  
**UNIT 419 ENLARGED CABINETS PLANS AND ELEV.**

DSA Building Number --- Work Order ---

Reference North AS SHOWN Sheet Number

**A4.4**